

LA-UR-

08-4971

Approved for public release;  
distribution is unlimited.

Title: Zeiss Images

Author(s): Ann M. Kelly

Intended for: 2008 Microscopy and Microanalysis Meeting in Albuquerque,  
NM.



Los Alamos National Laboratory, an affirmative action/equal opportunity employer, is operated by the Los Alamos National Security, LLC for the National Nuclear Security Administration of the U.S. Department of Energy under contract DE-AC52-06NA25396. By acceptance of this article, the publisher recognizes that the U.S. Government retains a nonexclusive, royalty-free license to publish or reproduce the published form of this contribution, or to allow others to do so, for U.S. Government purposes. Los Alamos National Laboratory requests that the publisher identify this article as work performed under the auspices of the U.S. Department of Energy. Los Alamos National Laboratory strongly supports academic freedom and a researcher's right to publish; as an institution, however, the Laboratory does not endorse the viewpoint of a publication or guarantee its technical correctness.

## **Zeiss Images**

### **Metallographic Preparation Of Copper Silver Cast Material**


#### **Metallographic preparation**

Grind on 320, 600, 800, and 1200 grit SiC grinding paper


Polish on low nap cloth using  $3\mu\text{m}$  diamond suspension w/propylene glycol lubricant at 15 N for  $\sim 5$  minutes

Final polish on a napped cloth using  $1\mu\text{m}$  diamond suspension w/propylene glycol lubricant at 15 N for  $\sim 2$  minutes


Etch with 2% Nital for  $\sim 10\text{-}30$  seconds

























90 m



