

# **TARGETED TECHNOLOGY TRANSFER TO US INDEPENDENTS- FY06 TECHNICAL PROGRESS REPORT**

**START DATE: 10/01/05**

**END DATE: 9/30/06**



**SUBMITTED TO:**

**U.S. DEPARTMENT OF ENERGY'S  
OFFICE OF FOSSIL ENERGY**

**FOR WORK PERFORMED FOR THE**

**STRATEGIC CENTER FOR NATURAL GAS AND OIL  
WITHIN THE NATIONAL ENERGY TECHNOLOGY LABORATORY**

**IDENTIFICATION No. DE-FG26-03NT15394**



**PREPARED BY:**

**DONALD F. DUTTLINGER, EXECUTIVE DIRECTOR**

**E.LANCE COLE, PROJECT MANAGER**

**PETROLEUM TECHNOLOGY TRANSFER COUNCIL**

**16010 BARKERS POINT LANE, SUITE 220**

**HOUSTON, TEXAS 77079**

**PH. 281-921-1720    FAX 281-921-1723**

**EMAIL: [hq@pttc.org](mailto:hq@pttc.org)**



**DECEMBER 2006**

# TABLE OF CONTENTS

EXECUTIVE SUMMARY .....	iii
I. INTRODUCTION .....	iii
II. NATIONAL ACTIVITIES .....	3
III. FY06 REGIONAL ACTIVITY .....	6

## LIST OF TABLES AND FIGURES

Table 1—Activity History .....	1
Table 2—FY06 Activity Summary .....	2
Table 3—National FY06 Tech Transfer and Management Activity .....	4
Figure 1—Regional Map .....	1
Figure 2 – Workshop Activity and Attendance History .....	2

## LIST OF APPENDICES

Appendix A—PTTC’s National Organizational Milestones .....	23
Appendix B—Petroleum Technology Transfer Council Board of Directors .....	27
Appendix C—Roster—PTTC Regional Lead Organizations .....	29

**Disclaimer:** This report was prepared as an account of work sponsored by an agency of the United States Government. Neither the United States Government nor any agency thereof, nor any of their employees, makes any warranty, express or implied, or assumes any legal liability or responsibility for the accuracy, completeness, or usefulness of any information, apparatus, product, or process disclosed, or represents that its use would not infringe privately owned rights. Reference herein to any specific commercial product, process, or service by the trade name, trademark, manufacturer, or otherwise does not necessarily constitute or imply its endorsement, recommendation, or favoring by the United States Government or any agency thereof. The views and opinions of authors expressed herein do not necessarily state or reflect those of the United States Government or any agency thereof.

## EXECUTIVE SUMMARY

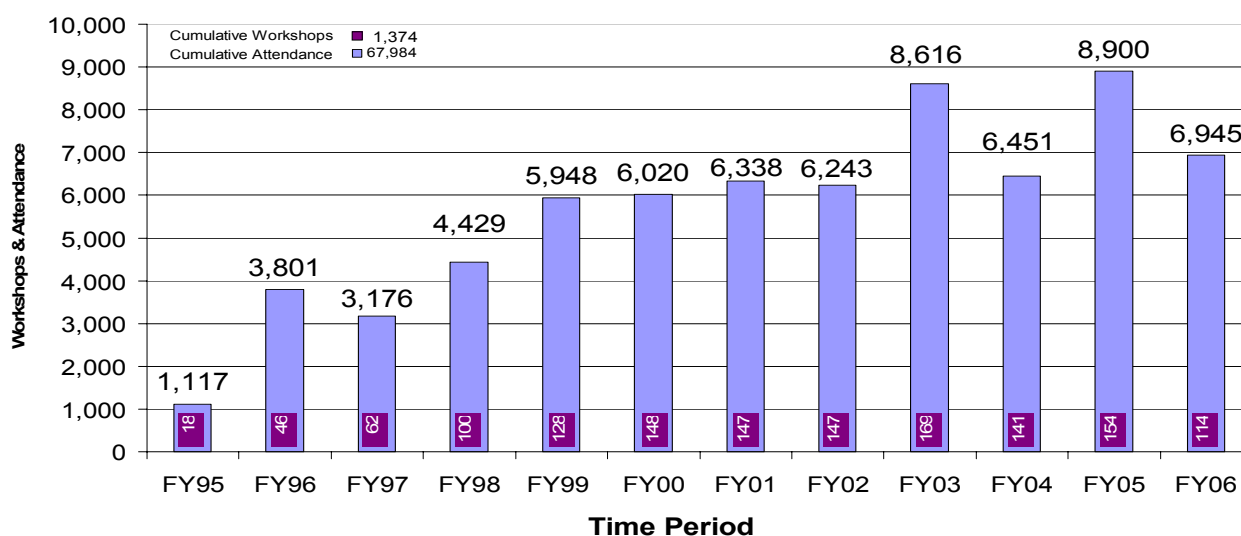
The Petroleum Technology Transfer Council (PTTC) is a unique non-profit network that connects domestic oil and natural gas producers, technology providers and innovators, academia, research and development (R&D) consortiums and governments. The PTTC network has a proven track record of leveraging critical technology, services and the technical workforce to add value for producers and benefit our domestic energy supply. Further, PTTC provides a public service by facilitating the expansion and efficient development of our domestic oil and natural gas resources specifically for the purposes of advancing our national energy security.

The management team consists of a Board of Directors that represents a cross section of the industry, active Board Committees, national staff, and people within 10 Regional Lead Organizations (RLOs) and Producer Advisory Groups (PAGs). The PTTC network efficiently (only 12% of funds go to administration) provides a variety of valuable resources and low-cost services to the domestic industry within its core services.

- Workshops, including many co-sponsored events
- Software training
- Pumpers' workshops (strong safety element)
- Technology and Information Websites
- Interactive Core Locator
- Case Studies
- Newsletters
- Email Tech Alerts
- Outreach and Inquiry Response
- COMET & Futures in Energy Student Internship Programs

### *PTTC helps producers:*

- Improve Finding Rates
- Lower Finding & Lifting Costs
- Replace Reserves Faster
- Reduce Environmental Impact
- Understand Tech Trends In-depth
- Gain Access to Technical Workforce

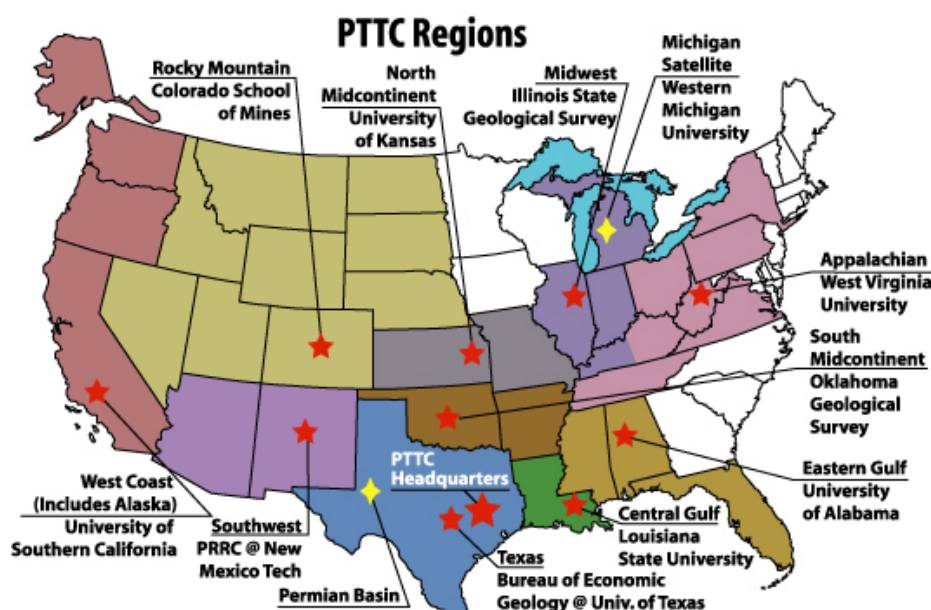


Above statistics include PTTC's support of DOE's Microhole Technology program, CO<sub>2</sub> Preproposal, and HPHT workshop. PTTC's audience continues to grow as a result of a comprehensive communications program, active exhibit schedule and customer satisfaction. Satisfaction is inferred from the relatively high 57% of repeat workshop attendees, yet 43% of first time attendees indicates a new audience is continually being drawn. More than 40% of those responding to a question on feedback forms about "applying technologies" indicate they have done so. Strategic planning in mid-summer, inspired by the strong likelihood of losing future federal funding, led PTTC to commit to becoming industry funded. Significant Board and staff effort since then has gone into developing a business and marketing plan, which is membership based, to become primarily industry funded.

# I. INTRODUCTION

The Petroleum Technology Transfer Council (PTTC) was established by domestic crude oil and natural gas producers in 1994 as a national not-for-profit organization to address the increasingly urgent need to improve the technology-transfer process in the U.S. upstream petroleum industry. Coordinated from a Headquarters (HQ) office in Houston, PTTC maintains an active grassroots program executed by 10 Regional Lead Organizations (RLOs) and two satellite offices (**Figure 1**). Regional Directors interact with domestic oil and gas producers through technology workshops, resource centers, websites, newsletters, technical publications and cooperative outreach efforts. HQ facilitates inter-regional technology transfer and implements a comprehensive communications program. Active volunteers on the National Board and in Producer Advisory Groups (PAGs) in each of the 10 regions focus effort in areas that will create the most impact for domestic producers. Focused effort by dedicated individuals across the country has enabled PTTC to achieve the milestones outlined in **Appendix A**.

**Figure 1—Regional Map**

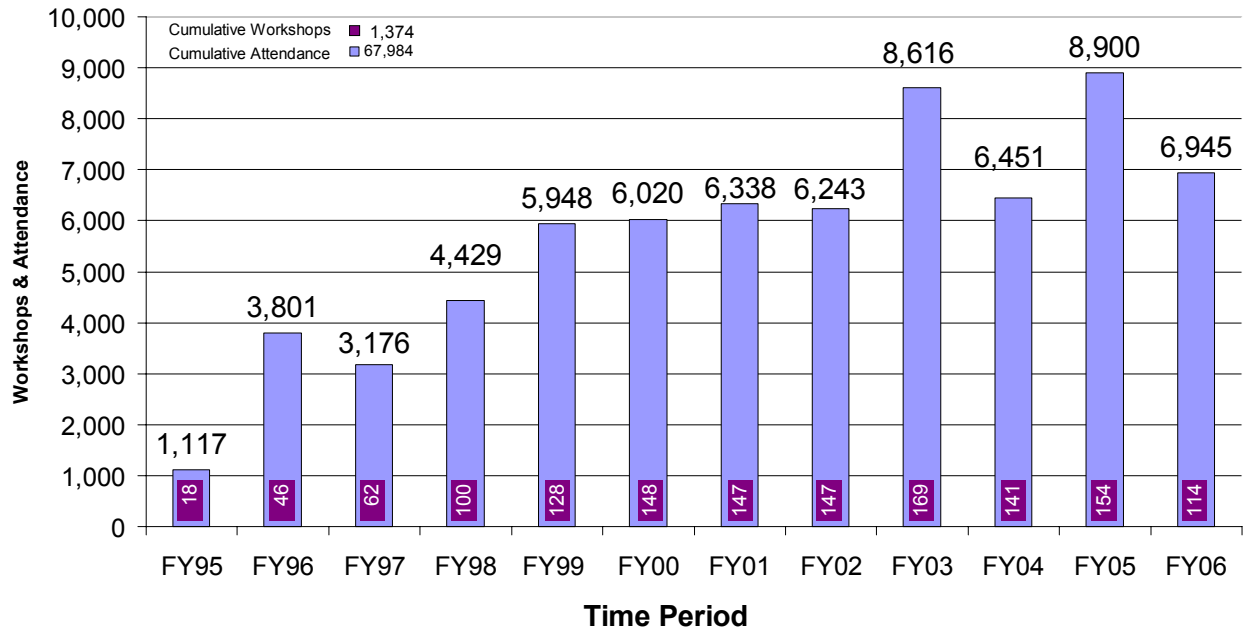


**Tables 1 and 2** and **Figure 2** summarize PTTC's activity history. Since 1999 attendance in workshops, which includes co-sponsored events, has exceeded 6,000.

**Table 1—Activity History**

Time Period	Activities		Attendance		From E&P Industry		Outreach Contacts	
	Annual	Cumulative	Annual	Cumulative	Attendance	%	Annual	Cumulative
FY95	18	18	1,117	1,117				
FY96	46	64	3,801	4,918		83		
FY97	62	126	3,176	8,094		85	5,482	5,482
FY98	100	226	4,429	12,523	3,235	73	10,241	15,723
FY99	128	354	5,948	18,471	4,935	83	10,555	26,278
FY00	148	502	6,020	24,491	4,923	82	12,980	39,258
FY01	147	649	6,338	30,829	5,227	82	16,051	55,309
FY02	147	796	6,243	37,072	5,177	83	18,377	73,686
FY03	169	965	8,616	45,688	7,335	85	24,714	98,400
FY04	141	1,106	6,451	52,139	5,486	85	25,205	123,605
FY05	154	1,260	8,900	61,039	7,848	88	30,096	153,701
FY06	114	1,374	6,945	67,984	4,414	64	32,884	186,585
Averaging 61 attendees per activity					Exceeds 11 contacts per day/region			

**Figure 2 – Workshop Activity and Attendance History**



**Table 2—FY06 Activity Summary**

Region	Activities					Contacts	Website User Sessions	Newsletter
	# of events	Total Attend.	Avg. Attend.	% from Industry	% Repeat Attend.		1 <sup>st</sup> Qtr / 4 <sup>th</sup> Qtr	
Appalachian	10	464	46	95	42	1,198	9,241 / 8,953	On-line (3 times per year)
Central Gulf	8	277	35	80	57	620	10,078 / 9,153	Info/columns In Assoc. NL
Eastern Gulf	8	721	90	82	59	962	4,916 / 4,582	784 (Semi)
Midwest	7	566	81	71	76	12,506	17,205 / 18,424	3,200 (Semi) (not this year)
North Midcontinent	13	659	51	88	56	3,180	23,208 / 46,197	5,167 (Semi) (once this year)
Rocky Mountain	20	987	49	85	64	2,391	9,043 / 12,262	3,362 (Qtrly)
South Midcontinent	5	922	184	90	65	1,194	Not Available	5,800 (Qtrly)
Southwest	3	104	35	63	24	761	31,531 / 37,098	3,200 (Semi)
Texas	22	1,367	62	99	21	5,945	Not Available	2,000 (one online issue), Assoc.
West Coast	11	379	34	78	89	148	3,716 / 2,809	Info. In CIPA weekly
Headquarters	7	499	71	89		2,877	34,668 / 34,609	Quarterly
<b>All Regions</b>	<b>114</b>	<b>6,945</b>	<b>61</b>	<b>64</b>	<b>57 (avg.)</b>	<b>32,884</b>	<b>143,606/177,057</b>	

**Section II** of this report addresses National Activities. **Section III** reports FY06 Regional Activities.

## II. NATIONAL ACTIVITIES

An active National Board with appropriate committees provides direct guidance to staff. Activities coordinated by PTTC nationally go well beyond governance and management into national and inter-regional technology transfer. Executive Director Don Duttlinger guides a small internal staff and cost effective consultants to achieve results. Customer response to workshops, which is PTTC's flagship product, confirms customer satisfaction and impact on technology application.

### Governance and Management

- National Board Meetings—three times during FY06 (Appendix B for Board Roster)
- M&B Committee—conducts business between Board meetings via conference calls
- Restructuring Committees—created Intellectual Content, Structure and Marketing Committees as part of effort to transition to industry funding that was stimulated by strategic planning in July 2006.
- Formal Audit of Finances and Procedures—clean bill of health for FY05

### Staffing

- Small PTTC Staff—Don Duttlinger, Kathy Chapman, Norma Gutierrez
- Consultant support—Lance Cole, Kristi Lovendahl, Dwight Rychel, Frank Valenzuela

### HQ-Coordinated Workshop Activity

- DOE Microhole Technology (MHT) Integration Meetings—last of four contractor/public meetings in August 2006; plus presentations and three regional workshops
- DOE CO<sub>2</sub> Preproposal Meetings—prioritization of technology needs and solicitation information
- DOE HPHT Technology Integration Meetings—building on success with MHT Integration meetings
- Broadcast Committee—organize world-class workshops on high interest topics. Workshops are videotaped and subsequently provided as Distance Learning Modules. First product focused on Hydraulic Fracturing, Tight Gas Sands. Planning effort for a second event focused on “Oil and Gas Production from Shales” (canceled in 1<sup>st</sup> Qtr FY07).

### Communications and Outreach

- Contacts—emails, phone calls, inquiries, personal visits
- Exhibit schedule—NAPE, major professional societies, regional events
- *PTTC Network News* – 16-page quarterly newsletter
- Email Tech Alert—Industry, DOE and PTTC Highlights plus calendar
- Tech Connections column in *The American Oil & Gas Reporter*
- *Petroleum Technology Digest* case studies in *World Oil*
- Workshop summaries placed online

### Feedback from Workshop Participants

One standard question on the feedback form used at workshop asks respondents for a “Yes/No” answer to the question: Have you used any new technologies based on knowledge gained through PTTC? With data now available from 642 workshops, 41% of those who responded said, “Yes.” Percentage was 44% for FY06 workshops. Nearly 40% of those who responded “Yes” provided cryptic details of the technology applied. More follow-up, which PTTC resource limitations preclude, is required to develop full metrics.

### Repeat Attendance

Since FY00 PTTC has been capturing and reporting the percentage of industry attendees at a workshop who are repeat attendees. Of 70 workshops in FY06 where repeat attendance was reported, it averaged 57%, which is consistent with the range experienced in recent years. This relatively high percentage indicates customer satisfaction in that people come back, yet there are still many “first attenders” being drawn to PTTC events.

**Table 3—National FY06 Tech Transfer and Management Activity**

**Management Activities:**

- Board meetings (Dec. 4-5, 2005 – Golden, CO; March 19-20, 2006 – Washington, DC; July 17-18, 2006 – Salt Lake City, UT)
- M&B Conference Calls (16 during FY06; meeting couple times per month since mid-2006 as PTTC developed its plan for industry funding)
- Broadcast Committee Conference Call (9 times during FY06): Organized Hydraulic Fracturing Tight Gas Sands Module (Feb 22, 2006) and early planning for a Shales workshop being considered in FY07
- Restructuring Committees (Intellectual Content, Structure, Marketing organized following July Board meeting; they interacted frequently through the end of FY06 as PTTC developed a new business plan)
- HQ staff participated in regional Producer Advisory Group meetings (in person or via phone)

**National (HQ) Staff:**

Don Duttlinger	Executive Director, Houston
Kathy Chapman	Director of Business Affairs, Virginia
Lance Cole	National Project Manager (Consultant), Oklahoma
Norma Gutierrez	Office Manager, Houston
Kristi Lovendahl	Webmaster/Publications (Consultant), Oklahoma
Dwight Rychel	Technical Support (Consultant), Oklahoma
Frank Valenzuela	Computer/Audiovisual Support (Consultant), Houston

**Outreach:**

Duttlinger networks extensively, particularly in Houston . Cole focuses more in the Texas/Midcontinent area. Both respond to HQ inquiries. Rychel assisted with DOE-related activities (primarily Microhole Technology Integration) intermittently throughout FY06. Valenzuela assisted with video/IT technology.

**Workshops Coordinated by HQ:**

Topic (main cosponsors in parentheses)	Location	Date	Attendance	
			Total	# (%) Industry
MHT Integration Meeting	Houston, TX	11/16/06	65	61 (94%)
Hydraulic Fracturing – Tight Gas Sands (Distance Learning Module by Broadcast Committee)	Houston, TX	2/21/06	145	142 (98%)
DOE CO2 EOR Preproposal Workshop	Houston, TX	2/22/06	97	60 (62%)
MHT Integration Meeting	Houston, TX	3/22/06	54	49 (91%)
MHT Presentations (Rychel) @ Southwest Petroleum SC	Lubbock, TX	4/26-27/06	45	45 (100%)
DOE/PTTC HPHT Technology Integration Meeting	Houston, TX	6/22/06	45	39 (87%)
MHT Integration Meeting (final one)	Houston, TX	8/16/06	48	46 (96%)
<b>FY06 Total for HQ Events</b>			<b>499</b>	<b>442 (89%)</b>

**National Outreach/Tech Transfer Measures:**

Measure of Outreach	Qtr 1	Qtr 2	Qtr3	Qtr 4	FY06
External Contacts	760	1,271	1,163	785	3,979
Contact database (# at end of Qtr)	17,462	17,597	17,844	17,900 est.	
Newsletter circulation (at end of Qtr)	17,272	17,272	17,584	17,638	
Email list (Tech Alert) (# at end of Qtr)	7,244	7,456	7,576	7,756	
Email Tech Alerts	4	3	4	3	14

Website (average user sessions per month)	34,668	43,699	42,421	34,609	
Petr. Tech. Digest Case Studies in <i>World Oil</i>	1	3	2	3	9
Columns in <i>The American Oil &amp; Gas Reporter</i>	3	3	3	3	12
Workshop Summaries Placed Online	3	2	3	0	8
Exhibits	1	1	4	3	9



### **III. FY06 REGIONAL ACTIVITY**

**Appalachian Region**

**Central Gulf Region**

**Eastern Gulf Region**

**Midwest Region**

**North Midcontinent Region**

**Rocky Mountain Region**

**South Midcontinent Region**

**Southwest Region**

**Texas Region**

**West Coast Region**

## PTTC Appalachian Region

Topic	Location	Date	Attendance		Repeat Attend.
(main cosponsors in parentheses)			Total	# (%) from Industry	
Workshop History: FY03 Attendance (13 events)			948	824(87%)	
Workshop History: FY04 Attendance (10 events)			658	503 (76%)	
Workshop History: FY05 Attendance (9 events)			469	366 (78%)	
FY06 Events					
Filling Your Pipeline and Storage Tanks (Southern Ohio Oil and Gas Association)	Marietta, OH	10/13/05	50	50 (100%)	
Geochemical Exploration for Oil and Gas Success; Strategies for Success (Tennessee O&G Assn.)	Knoxville, TN	10/25/05	15	15 (100%)	47%
Well Control	Washington, PA	5/16/06	27	26 (96%)	27%
Drilling and Completion Safety Seminar (Southern Ohio O&G Association)	Marietta, OH	5/23/06	98	98 (100%)	16%
Drilling and Completion Technology Updates	Cambridge, OH	5/31/06	41	40 (98%)	51%
Introduction to ArcGIS Software (KY Geol. Survey)	Lexington, KY	7/27-28/06	24	17 (71%)	17%
Forecasting Waterfloods Using Reservoir Grail (Grail Quest)	Columbus, OH	8/29/06	22	19 (86%)	59%
Stimulation Effectiveness/Imaging	Pittsburgh, PA	9/13/06	139	131 (94%)	60%
Acquisition and Divestiture Analysis	Morgantown, WV	9/20/06	35	31 (89%)	63%
Explosives Safety (Core Lab)	Morgantown, WV	9/27/06	13	13 (100%)	38%
Workshop History: FY06 Attendance (10 events)			464	440 (95%)	
Reservoir Engineering for Geologists	Buffalo, NY	10/8/06			
Hydrothermal Dolomite Reservoirs	Buffalo, NY	10/11/06			
Public O&G Databases	Morgantown, WV	TBD			
Shale! Shale! Shale!	Pittsburgh, PA	TBD			

FY06 Statistical Summary By Quarter							
	Workshops			Industry Contacts	Website (mo. Avg.)		Newsletter
	#	Attend	Industry No. (%)		User Sessions	Page Views	
1 <sup>st</sup> Qtr	2	65	65 (100%)	253	9,241	15,651	Online newsletter about 3 times per year, Most recent issue Sep 2006.
2 <sup>nd</sup> Qtr	0	0	0	256	8,910	16,476	
3 <sup>rd</sup> Qtr	3	166	164 (99%)	377	9,801	19,528	
4 <sup>th</sup> Qtr	5	233	211 (91%)	312	8,953	15,810	
FY06 YTD	10	464	440 (95%)	1,198			
FY06 Avg. Attendance = 46 vs. 52 in FY05 vs. 66 in FY04 vs. 73 in FY03							

**Website:** The portion of the website that contains information on recent discoveries and current activity in the Trenton-Black River play ranks among the top requested pages on the website. Planned website projects (updating ArcIMS layers for horizontal wells, coalbed methane wells and Trenton-Black River wells and digitizing play descriptions in the *Atlas of Major Appalachian Gas Plays*) were dropped due to funding uncertainties. An agreement was made with a local consulting geologist to assemble data on the two Devonian shale plays in the basin. Internal and external reviews of the product have been completed. Information is being reorganized and will be placed online during FY07. Two AONGRC partners continue their scanning project (well logs and cores) in five tight gas sandstone plays in the Appalachian basin. When completed, intent is to place the information online and host a workshop. Eastern Section AAPG, whose website is hosted on the regional website, has been reassured that WVU will continue hosting their site regardless of PTTC's future status. During the year the WVGES reassigned webmaster John Bocan, but he has been able to continue providing services on a contract basis separate from WVGES.

**Workshops/Events:** Workshop topics for the year were determined during a January 2006 PAG meeting where PAG members prioritized suggested topics and assumed responsibility to be PAG champions. Delays were encountered for some topics, but most came to fruition although often later than planned. Some topics arose as Doug Patchen seized opportunities that presented themselves (for example, “Explosives Safety” and “Grailquest’s Forecasting Waterfloods”). The region did work with HQ to incorporate Microhole Technology presentations within a regional workshop (May 31<sup>st</sup> in Cambridge). Attendance averaged 46, continuing a trend of slight declines. Highest attendance of 139 was at the “Stimulation Effectiveness/Imaging” workshop. PAG Champion Roger Willis did an outstanding job of drawing world-class speakers to this Pittsburgh event. Two workshops were also coordinated around the Eastern Section AAPG meeting that will occur early in FY07.

**Newsletter/Outreach/Resource Center/Contacts:** Extended online-only newsletter. Published in December 2005 and June and September of 2006. Newsletters capture technical insights from workshops and significant traffic to them when they are first placed online is experienced. During the year, AONGRC completed a 600-page report, a “Trenton-Black River Playbook,” within a DOE-supported project. Although the report can be found (with difficulty) online on the DOE website, many experience problems downloading the large report. AONGRC will work with DOE to prepare CD/DVD copies that can be more readily distributed. Eventually, it may be modified and made available on the regional website.

**Other Info:** Annual PAG meeting in Morgantown, WV in January 2006. Being the RLO representative on PTTC’s Board, Doug Patchen has been actively involved in the overall PTTC effort to transition to industry funding.

## PTTC Central Gulf Region

Topic (main cosponsors in parentheses)	Location	Date	Attendance		Repeat Attend.
			Total	# (%) Industry	
Workshop History: FY03 Attendance (7 events)			620	558 (90%)	
Workshop History: FY04 Attendance (5 events, Plus 1 by Texas)			256	195 (76%)	
Workshop History: FY05 Attendance (9 events, plus 2 w Texas)			389	312 (80%)	
FY06 Events					
Energy Summit 2005: Louisiana’s Integration With Global Energy Markets (Center for Energy Studies)	Baton Rouge, LA	10/19-20/05	71	60 (85%)	
Work Production Performance for Independents	Lafayette, LA	11/3/05	11	11 (100%)	80%
Material Balance, Modeling and Simulation; Reservoir Engineering Tools Past, Present & Future	Lafayette, LA	12/7/05	41	27 (66%)	63%
Horizontal Well Technologies and CBM Applications (Texas)	Houston, TX	2/8/06	Reported by Texas		
Work Production Performance Toolbox (SPE )	Shreveport, LA	3/23/06	28	26 (93%)	70%
DNR’s SONRIS Fundamentals (Louisiana DNR)	Monroe, LA	4/19/06	44	31 (70%)	18%
Stimulation of Watered-out Inactive/Marginal Wells with Dual Completions (Update with Case Studies)	Shreveport, LA	5/23/06	24	18 (75%)	60%
Calculating a Wellhead Price	Baton Rouge, LA	9/11/06	25	20 (80%)	
Gravity Stable EOR Forum	Shreveport, LA	9/13/06	33	29 (88%)	51%
Workshop History: FY06 Attendance (8 events, plus 1 w Texas)			277	222 (80%)	
Mature Well Performance Prediction	Lafayette, LA	10/26/06			
Annual Reservoir Engineering Symposium; Reservoir Fluid Sampling, Deep Water Oil Quality and Unconventional Gas Reservoirs	Lafayette, LA	12/7/06			
Assessment of Deep Gas Resource; Mississippi Interior and North Louisiana Salt Basins (Eastern Gulf)	Shreveport, LA	2/14/07			

FY06 Statistical Summary By Quarter							
	Workshops			Industry Contacts	Website (mo. Avg.)		Newsletter
	#	Attend	Industry No. (%)		User Sessions	Page Views	
1 <sup>st</sup> Qtr	3	123	98 (80%)	113	10,078	16,103	Announcements in LOGA and Center for Energy Studies newsletters
2 <sup>nd</sup> Qtr	1	28	26 (93%)	181	11,978	22,655	
3 <sup>rd</sup> Qtr	2	68	49 (72%)	152	11,057	25,557	
4 <sup>th</sup> Qtr	1	33	29 (88%)	174	9,153	24,393	
Lunch and learn	1	25	20 (80%)				
FY06 YTD	7	252	202 (80%)	620			
Lunch and learn	1	25	20 (80%)				
All Events	8	277	222 (80%)				
FY06 Avg. Attendance = 35 vs. 43 in FY05 vs. 51 in FY04 vs. 89 in FY03							

**Website:** Routine maintenance was performed.

**Workshops/Events:** Workshop activity was on par with prior years with most events held in Lafayette or Shreveport. Average attendance continued its gradual decline. Several workshops evolved from other LSU groups, including the "Work Production Performance," "Stimulation of Watered-Out Inactive/Marginal Wells," and "Gravity Stable EOR Forums." There were cooperative efforts with Louisiana DNR on the SONRIS system, with the Texas Region on "Horizontal Well Technologies and CBM Applications" and with Core Labs on "Material Balance, Modeling and Simulation."

**Newsletter/Outreach/Resource Center/Contacts:** There is no regional newsletter, only announcements in LOGA's and Center for Energy Studies' newsletters as appropriate. Products developed included the Louisiana Parish Well Reference and a "Wellbore Schematics" product developed by Don Goddard. Product sales during

FY06 were relatively modest—less than \$1,000. Inquiries received are both regional and, because of Don Goddard's international connections and the Downhole Water Sink project, international. Don Goddard supported the PTTC booth at NAPE, AAPG and summer NAPE meetings.

**Other Info:** During its September 2006 PAG meeting, the PAG voted to solicit additional funds from Louisiana to fully fund PTTC as a regional program.

## PTTC Eastern Gulf Region

Topic (main cosponsors in parentheses)	Location	Date	Attendance		Repeat Attend.
			Total	# (%) from Industry	
Workshop History: FY03 Attendance (9 events)			529	457 (86 %)	
Workshop History: FY04 Attendance (8 events, plus 1 by C. Gulf)			469	356 (76 %)	
Workshop History: FY05 Attendance (8 events)			545	457 (84%)	
FY06 Events					
US O&G Association Annual meeting/workshop	Jackson, MS	10/12/05	125	108 (86%)	56%
PETRA Intermediate Mapping Techniques	Raymond, MS	10/25-26/05	22	21 (95%)	75%
PETRA Data Loading	Raymond, MS	11/8-9/05	17	16 (94%)	85%
O&G Seminar/Workshop (AL O&G Board, Black Warrior Landmen, O&G AL State Bar)	Tuscaloosa, AL	11/18/05	114	102 (89%)	65%
Core Workshop—Upper Jurassic Smackover Thrombolite Facies and Reservoirs; Vocation, Appleton, and Little Cedar Creek Fields, AL	Tuscaloosa, AL	3/8/06	46	25 (54%)	54%
Environmental Workshop (MSBRPG & AAPG DPA)	Jackson, MS	5/11/06	55	32 (58%)	65%
International Coalbed Methane Symposium (University of Alabama & Others)	Tuscaloosa, AL	5/22-26/06	240	189 (79%)	70%
CBM Association of Alabama (1 <sup>st</sup> effort w them)	Orange Beach, AL	5/31 6/2	102	99 (97%)	0%
Workshop History: FY06 Attendance (8 events)			721	592 (82%)	
Red Hills Lignite Mine Workshop (Unconventional Energy)	Ackerman, MS	10/7/06			
Fall workshop w US O&G Association	Jackson, MS	10/11-12/06			
2006 Alabama O&G Seminar & Workshop	Birmingham, AL	10/27/06			
Assessment of Deep Gas Resource; Mississippi Interior and Northern Louisiana Salt Basins	Tuscaloosa, AL	11/9/06			
Improved Oil Recovery from Smackover Carbonates; Womack Hill Field Case Study	Tuscaloosa, AL	1/17/07			
Assessment of Deep Gas Resource; Mississippi Interior and North Louisiana Salt Basins (Central Gulf)	Shreveport, LA	2/14/07			
Use of Transgressive-Regressive Sequences in Petroleum Exploration	Tuscaloosa, AL	2/20/07			
Basin Analysis and Petroleum System Characterization, North Louisiana Salt Basin	Tuscaloosa, AL	3/28/07			

FY06 Statistical Summary by Quarter							
	Workshops			Industry Contacts	Website (mo. Avg.)		Newsletter
	#	Attend	Industry No. (%)		User Sessions	Page Views	
<b>1<sup>st</sup> Qtr</b>	4	278	247 (89%)	353	4,916	9,919	<b>Semiannual newsletter (June 2006)</b>
<b>2<sup>nd</sup> Qtr</b>	1	46	25 (54%)	236	5,573	11,224	
<b>3<sup>rd</sup> Qtr</b>	3	397	320 (81%)	167	5,276	13,582	
<b>4<sup>th</sup> Qtr</b>	0	0	0	206	4,582	7,906	
<b>FY06 YTD</b>	8	721	592 (82%)	962			
<b>FY06 Avg. Attendance = 90 vs. 68 in FY05 vs. 59 in FY04 vs. 59 in FY03</b>							

**Website:** Website usage remained steady with somewhat higher usage experienced during the 2<sup>nd</sup> and 3<sup>rd</sup> quarters. Maintenance occurs every one to two weeks. Research reports from DOE-supported projects performed by the Univ. of Alabama are posted online as they become available. Several case studies have evolved from these projects.

**Workshops/Events:** A new attendance record, 721 during FY06, reflects the payoff of Bennett Bearden's focused effort to expand cooperative efforts. With some larger cooperative activities, average attendance increased significantly. Focus areas included coalbed methane, geology, and environmental. The region's "first ever" core workshop was very well attended. Even with funding uncertainties, the region is planning an active workshop schedule during the 1<sup>st</sup> half of FY07, although most workshops will be held in Tuscaloosa to control costs.

**Newsletter/Outreach/Resource Center/Contacts:** Semi-annual newsletter mailed in January and June 2006 with latest circulation approaching 800 people. Ernie Mancini and Bennett Bearden both leverage their positions within AAPG and other organizations for PTTC's benefit.

**Other Info:** The Eastern Gulf Region provided key connections in PTTC's information campaign to Washington during summer 2006.

## PTTC Midwest Region

Topic	Location	Date	Attendance		Repeat Attend.
(main cosponsors in parentheses)			Total	# (%) Industry	
<b>Workshop History: FY03 Attendance (8 events)</b>			<b>456</b>	<b>337 (74%)</b>	
<b>Workshop History: FY04 Attendance (7 events)</b>			<b>542</b>	<b>440 (81%)</b>	
<b>Workshop History: FY05 Attendance (10 events)</b>			<b>704</b>	<b>604 (86%)</b>	
<b>FY06 Events</b>					
U.S. Geological Survey Basin Assessment of Remaining O&G Reserves in Michigan Basin	Mt. Pleasant, MI	10/20/05	159	116 (73%)	
Illinois Basin CO2 Operational Workshop (Midwest Geological Sequestration Consortium)	Evansville, IN	11/15/05	67	38 (57%)	63%
Internet Mapping Services and Available Digital Well Data (Illinois O&G Association)	Evansville, IN	3/1/06	67	47 (70%)	75%
Basic Open-Hole Log Interpretation	Grayville, IL	3/23-24/06	41	25 (61%)	78%
Michigan Field Experiences, Carbonate Reservoirs	Mt. Pleasant, MI	3/23/06	164	131 (80%)	
Wellbore Damage Removal (Downhole Fluidics)	Traverse City, MI	5/18/06	32	22 (69%)	75%
Carbonate Reservoir Log Interpretation	Grayville, IL	6/13-14/06	36	24 (67%)	89%
<b>Workshop History: FY06 Attendance (7 events)</b>			<b>566</b>	<b>403 (71%)</b>	
Casing Leak	Evansville, IN	10/27/06			
Carbonate Reservoir Characterization	Kalamazoo, MI	11/10/06			

FY06 Statistical Summary by Quarter							
	Workshops			Industry Contacts	Website (mo. Avg.)		Newsletter
	#	Attend	Industry No. (%)		User Sessions	Page Views	
1 <sup>st</sup> Qtr	2	226	154 (68%)	2,635	17,205	114,859	Semiannual newsletter – none this year Michigan web stats not in above
2 <sup>nd</sup> Qtr	3	272	203 (75%)	3,447	19,081	132,364	
3 <sup>rd</sup> Qtr	2	68	46 (68%)	3,352	21,100	129,994	
4 <sup>th</sup> Qtr	0	0	0	3,072	18,724	123,402	
FY06 YTD	7	566	403 (71%)	12,506			
FY06 Avg. Attendance = 81 vs. 78 in FY05 vs. 77 in FY04 vs. 57 in FY03							

**Website:** Usage of the ILOIL online data system continues to grow in Illinois, as does traffic to the Michigan website (not reflected in above statistics – down during the 4<sup>th</sup> Qtr due to Internet connection problems). Most content additions are driven by data projects within the resource centers.

**Workshops/Events:** Overall activity was on par with recent years with activities split relatively evenly between the Illinois basin and Michigan. Average attendance continues to edge upward, primarily because Michigan continues to achieve very strong attendance. There workshops combine geology and engineering with a strong case study focus. Illinois basin workshops are typically topic focused. Occasionally, software training is provided.

**Newsletter/Outreach/Resource Center Contacts:** Intent is for a semi-annual newsletter, but there were none published this year due to schedule disruptions with an RLO Director change (see below) and funding uncertainty. Staff exhibits at the Illinois and Kentucky O&G association meetings. The region has assumed responsibility for operating and expanding the ILOIL online data system. PTTC provides partial support for a massive data scanning project (some 61,000 well logs to date). At some point this data will be provided free online. Inquiries in Illinois focus on data, coalbed methane and shale gas. There is a similar strong demand for data in Michigan, for the new databases developed there, for core data and examination and for new development opportunities. Following years of effort, the new Michigan Core Facility is now a reality.

**Other Info:** During the year Steve Gustison replaced Dave Morse as RLO Director. The region derives from \$3,000 to \$5,000 per quarter from the sale of oil development base maps.



## PTTC North Midcontinent Region

Topic (main cosponsors in parentheses)	Location	Date	Attendance		Repeat Attend.
			Total	# (%) from Industry	
Workshop History: FY03 Attendance (13 events)			608	470 (77 %)	
Workshop History: FY04 Attendance (11 events)			432	382 (88 %)	
Workshop History: FY05 Attendance (16 events)			802	698 (87%)	
FY06 Events					
The Crash Course in Log Analysis, An Excel Spreadsheet Workshop	Lawrence, KS	10/6/05	11	8 (73%)	45%
Old Electric Logs, Interpretation and Analysis	Lawrence, KS	10/7/05	8	5 (62%)	38%
Analyzing Mature Oil Reservoirs in Eastern Kansas for Additional Reserves	Iola, KS	12/8/05	20	15 (75%)	70%
Crash Course on Log Analysis	Lawrence, KS	3/2/06	7	7 (100%)	
Old Electric Logs: Interpretation & Analysis	Lawrence, KS	3/3/06	8	7 (88%)	
Horizontal Drilling w Case Studies in Pennsylvanian Sandstones (KU SPE Student Chapter, Grand Directions)	Lawrence, KS	3/29/06	27		
PfEFFER Pro and Web Tools	Wichita, KS	3/30/06	18	16 (89%)	
Maintenance and Repair of Casing Integrity (SPE Wichita)	Wichita, KS	4/11/06	61	40 (65%)	60%
Coiled Tubing Drilling & Reentry, Microhole Technology Development (KIOGA)	McPherson, KS	4/12/06	41	41 est. (100%)	
Independents' Day @ SPE/DOE IOR Symp. (S Mid)	Tulsa, OK	4/25/06	Reported by South Midcontinent		
New Approaches and Economics of Gel Treatments to Increase Oil Production in Arbuckle Wells (presentation @ KIOGA annual meeting)	Wichita, KS	8/21/06	58	58 (100%)	
Midcontinent O&G Expo and Prospect Fair	Great Bend, KS	9/12/06	321	312 (97%)	
Analyzing Mature Oil Reservoirs in Eastern Kansas for Additional Reserves	Chanute, KS	9/14/06	26	19 (73%)	65%
Updating CBM Production in SE Kansas (presentation at EKOGA annual meeting)	Chanute, KS	9/15/06	53	53 (100%)	
Workshop History: FY06 Attendance (13 events, plus 1 So. Midc.)			659	581 (88%)	
Midcontinent CBM Symposium (OIPA, Midcontinent CBM Forum)	Tulsa, OK	10/22-24/06			
Crash Course in Log Analysis	Lawrence, KS	11/16/06			
Log Analysis Using PfEFFER Software	Lawrence, KS	11/17/06			

FY06 Statistical Summary by Quarter							
	Workshops			Industry Contacts	Website (mo. Avg.)		Newsletter
	#	Attend	Industry No. (%)		User Sessions	Page Views	
<b>1<sup>st</sup> Qtr</b>	3	39	28 (72%)	634	23,208	62,813	<b>Planned semiannual but only once this year in July 2006 with circ. 5,167</b>
<b>2<sup>nd</sup> Qtr</b>	3	33	30 (91%)	762	39,460	83,108	
<i>Lunch &amp; learn</i>	<i>1</i>	<i>27</i>	<i>0 (0%)</i>				
<b>3<sup>rd</sup> Qtr</b>	2	102	81 (79%)	833	44,809	86,466	
<b>4<sup>th</sup> Qtr</b>	2	347	331 (95%)	951	46,197	82,970	
<i>Lunch and learn</i>	<i>2</i>	<i>111</i>	<i>111 (100%)</i>				
<b>FY06 YTD</b>	10	521	470 (90%)	3,180			
<i>Lunch and learn</i>	<i>3</i>	<i>138</i>	<i>111 (80%)</i>				
All Events	13	659	581 (88%)				
<b>FY06 Avg. Attendance = 51 vs. 55 in FY05 vs. 39 in FY04 vs. 47 in FY03</b>							

**Website:** Usage of the PTTC/Energy Research server continues to grow steadily, reflecting the continued strong emphasis upon digital data by the Kansas Geological Survey. Access by commercial domains remains high, now being 65%. KGS staff continues to maintain existing features/databases and periodically add new features.

**Workshops/Events:** Overall activity and attendance was on par with recent years, averaging 51 people per workshop. The region worked with HQ to provide a half-day workshop on Microhole/CT drilling technology for KIOGA's mid-year meeting. Presentations were also coordinated for KIOGA and EKOGE annual meetings. At SPE Wichita's request, the region repeated its "Casing Leak" workshop. Rodney Reynolds supported HQ in developing the content for "Independents' Day" at the SPE/DOE Improved Oil Recovery Symposium in Tulsa. On PTTC's behalf, Tim Carr of KGS assumed a lead role in developing the technical program for the "2<sup>nd</sup> Midcontinent CBM and Shales Symposium" scheduled early in FY07 in Tulsa. KGS conducted four logging-oriented workshops in Lawrence.

**Newsletter/Outreach/Resource Center Contacts:** Plans are for a semi-annual newsletter, but there was only one this year (July 2006) due to funding limitations. Circulation exceeds 5,000 readers. Growth of the email contact list is slow, now just over 500 (1/10<sup>th</sup> of the hardcopy mailing list). Hope is to eventually reduce workshop promotion costs by moving towards electronic notification/reminders as opposed to mailing flyers.

In a first for PTTC, the region organized and held an "Oil & Gas Expo and Prospect Fair," on September 12, 2006 in Great Bend. Purpose was two-fold: to provide a major event for service providers and operators to interact and to raise funds to support the regional program. All 72 exhibits were sold, plus there were three additional outdoor exhibits. TORP provided a reception for exhibitors the night before, and Buckeye Supply provided a complementary BBQ luncheon. More than 300 visitors (it was free) came. Most exhibitors were quite satisfied (actual business was developed), with several expressing a desire for this to become an annual event. Twenty people attended a presentation during the day by Sharon Elder with the Stripper Well Consortium (SWC) on its activities and opportunities. Total revenue exceeded \$32,000 and the net was greater than \$20,000, which provided sorely needed funds for the regional program.

Through TORP, staff remains involved in the DOE-supported Lansing-Kansas City CO<sub>2</sub> flooding demonstration project. Although long delayed, data are now pointing towards some CO<sub>2</sub> flood response. Staff also coordinated with industry, securing partners for a successful TORP proposal to the SWC to conduct gel treatments in the Mississippian formation. TORP also has an earlier SWC project with Vess Oil to perform "disproportionate permeability" gel treatments in the Arbuckle. The region provides tech transfer for all these projects. Support continues for the Arbuckle polymer gel database, a joint project of TORP/the region.

Relationships with KIOGA, EKOGE and SPE Wichita continue to strengthen. The region regularly provides content to KIOGA/EKOGE annual meetings, plus this year there was a half-day workshop with SPE Wichita.

**Other Info:** Rodney Reynolds provided strong support to PTTC in its move towards industry funding, attending the July 2006 strategic planning meeting and serving on an implementation committee.

## PTTC Rocky Mountain Region

Topic (main cosponsors in parentheses)	Location	Date	Attendance		Repeat Attend.
			Total	# (%) from Industry	
Workshop History: FY03 Attendance (42 events)			2,116	1,852 (88 %)	
Workshop History: FY04 Attendance (35 events plus 1 Futures)			915	843 (92 %)	
Workshop History: FY05 Attendance: (34 events plus 2 Futures)			1,936	1,729 (89%)	
FY06 Events					
Coalbed Methane Conference (SDSM&T)	Rapid City, SD	10/20-21/05	97	73 (75%)	20%
Simulation Users Group: SMT SURE Simulator	Denver, CO	10/27/05	11	11 (100%)	91%
Source Rocks 101: What the Exploration Geologist, Geophysicist and Production Engineer Should Know	Golden, CO	10/28/05	20	18 (90%)	90%
Successfully Awakening Mature Fields; A Process for Reversing Production Decline	Denver, CO	11/4/05	14	14 (100%)	93%
Core workshop: Pore System Variations in Some Major Carbonate Reservoirs in the Rockies (USGS)	Denver, CO	11/17/05	19	18 (95%)	95%
Simulation Users Group: Roxar	Denver, CO	11/30/05	12	12 (100%)	92%
How To Use GIS/GPS to Map Oilfield Assets	Golden, CO	2/2/06	21	10 (48%)	48%
GeoGraphix: Basic Training, Overview & Refresher	Golden, CO	3/14/06	13	7 (54%)	39%
Basic Training for Beginning MICA Users	Golden, CO	4/7/06	11	11 (100%)	
Low Cost GIS Data and Software (AAPG Short Course Presentation) AAPG EMD	Houston, TX	4/8/06	38	38 (100%)	
Intermediate Training for MICA Users	Golden, CO	4/14/06	13	13 (100%)	
Material Balance and Modeling (Core Labs)	Denver, CO	5/3/06	32	30 (94%)	60%
Microhole Drilling with Coiled Tubing (SPE Denver)	Denver, CO	5/19/06	35	31 (89%)	35%
Presentation, IOGCC about “Core Locator System”	Billings, MT	5/22/06	40	30 est. (75%)	
Formation Damage and Underbalanced Drilling	Denver, CO	6/2/06	27	27 (100%)	25%
Source Rocks 101: What The Exploration Geologist, And Production Engineer Should Know About Petroleum Source Rocks (RMAG, SEPM Rocky Mtn)	Billings, MT	6/10/06	22	22 (100%)	
Futures in Energy	Golden, CO	6/26-30/06	46	0 (0%)	
Informed Petroleum Professional; O&G Pricing, Consumption, Production Issues; (session @ RMAG 2006 Rocky Mountain Natural Gas Conference)	Denver, CO	8/9/06	50	50 (100%)	
GeoGraphix Overview & Refresher Training	Golden, CO	9/22/06	16	16 (100%)	
Shale Gas, Exploration to Production (RMAG)	Denver, CO	9/25/06	450	405 (90% est.)	
Workshop History: FY06 Attendance: (19 events plus 1 Futures)			987	836 (85%)	
IOGCC Futures in Energy Presentation	Austin, TX	10/16/06			
Hydraulic Fracturing—Measurement, Characterization and Analysis	Golden, CO	11/7/06			
Implementing Geotechnologies for Mining and Petroleum Industry (Mesa State College)	Grand Junction, CO	1/16-18/07			
Sequence Stratigraphy: Principles and Application	Billings, MT	2/22-23/07			
GIS and GPS for Earth Scientists	Golden, CO	3/9/07			
Hydraulic Fracturing—Measurement, Characterization and Analysis	Billings, MT	3/20/07			

FY06 Statistical Summary by Quarter							
	Workshops			Industry Contacts	Website (mo. Avg.)		Newsletter
	#	Attend	Industry No. (%)		User Sessions	Page Views	
1 <sup>st</sup> Qtr <i>L&amp;L</i>	4	150	123 (82%)	498	9,043	17,566	Quarterly newsletter (circ. 3,362); (September 2006)
	2	23	23 (100%)				
2 <sup>nd</sup> Qtr	2	34	17 (50%)	357	13,029	24,218	
3 <sup>rd</sup> Qtr <i>L&amp;L</i> <i>Futures Energy</i>	6	140	134 (96%)	1,145	13,514	26,849	
	2	78	68 (87%)				
	1	46	0 (0%)				
4 <sup>th</sup> Qtr	3	516	471 (91%)	391	12,262	20,743	
FY06 YTD <i>L&amp;L</i> <i>Futures Energy</i> All Events	15	840	745 (89%)	2,391			
	4	101	91 (90%)				
	1	46	0 (0%)				
	20	987	836 (85%)				
FY06 Avg. Attendance (excluding Futures) = 50 vs. 56 in FY05 vs. 26 in FY04 vs. 50 in FY03							

**Website:** Website usage grew throughout FY06 (most recent quarter notwithstanding) with a lot of the increase associated with traffic to the Core Locator system. Data within the Core Locator system expanded significantly during FY06—data from nearly 250,000 cores from eight repositories covering 30 states is now there. Populating and maintaining this database is ongoing. Case studies with a strong regional focus, exemplified by a recent “Wattenberg Field Area, A Near Miss & Lessons Learned After 35 Years of Development History” presentation are placed online, which also draws additional viewers.

**Workshops/Events:** Although less active than prior years, the region was still among the most active of PTTC regions with regards to the number of activities. Eighty percent of events were held in Colorado, but there were workshops in Montana and South Dakota. There were eight software/data-oriented workshops, including some for the first time on the Mica economics package. Two of the eight software-oriented events were Simulation Users Group meetings, which have been discontinued since Sandra Mark left. The region served as an active partner in events developed by AAPG, RMAG, and South Dakota School of Mines and Technology. The region worked with HQ to conduct a half-day workshop on Microhole/CT drilling technology.

**Newsletter/Outreach/Resource Center Contacts:** Four quarterly newsletters were issued, with the latest circulation being 3,362. Beyond workshop announcements, newsletters feature technical articles and a PAG member interview, which always provides interesting perspectives. Staff exhibits at selected regional events (Prospect Fair and Technofest, Williston Basin Petroleum Conference, RMAG Shale Gas Symposium). Staff worked with Amy Burnett, a 2005 Futures student, to videotape her presentation describing her Futures experience. This videotape was used for promotional experiences in Washington and for Futures 2006. Twenty two students and 24 teachers participated in “2006 Futures in Energy” student training/internship at the Colorado School of Mines on June 25-30. Original plans had been to host sessions in Golden and in Pinedale, WY. With limited enrollment in Pinedale, interested students and teachers from Wyoming were transported to Golden for one large session. Participants were treated to a field trip to the Cretaceous of the Denver Basin and a tour of working oil rig led by Ensign Drilling. Internships were arranged for 10 students. More than \$21,000 of industry funding was raised for the Futures program.

**Other Info:** Mary Carr replaced Sandra Mark as RLO Director during the middle of FY06.

## PTTC South Midcontinent Region

Topic (main cosponsors in parentheses)	Location	Date	Attendance		Repeat Attend.
			Total	# (%) from Ind	
Workshop History: FY03 Attendance (40 + MWC Trade Fair)			1,300	1,147 (88%)	
Workshop History: FY04 Attendance (31 events, plus 1 by N. Mid.)			1,419	1,286 (91%)	
Workshop History: FY05 Attendance (25 events, plus 1 by N. Mid.)			1,448	1,328 (92%)	
FY06 Events					
Booch Play (Okla. Geological Survey)	Norman, OK	12/1/05	56	44 (79%)	79%
Coalbed Methane & Gas Shales (OGS)	Oklahoma City, OK	3/21/06	392	356 (91%)	58%
Independents' Day @ SPE/DOE IOR Sym. (N Mid)	Tulsa, OK	4/25/06	78	73 (94%)	
Fayetteville Gas Shale Play (AR Geological Survey)	Ft. Smith, AR	5/10/06	120	113 (94%)	53%
Caney Gas Shale Play (OGS)	Oklahoma City, OK	8/3/06	276	247 (89%)	70% est.
Workshop History: FY06 Attendance (5 events)			922	833 (90%)	
3-D Seismic (OGS)	Norman, OK	11/01/06			
Produced Water Issues and Including Casing Leak Prevention and Repairs	El Dorado, AR	2/7/07			

FY06 Statistical Summary By Quarter							
	Workshops			Industry Contacts	Website (mo. Avg.)		Newsletter
	#	Attend	Industry No. (%)		User Sessions	Page Views	
<b>1<sup>st</sup> Qtr</b>	1	56	44 (79%)	240	2,575	Not Avail.	<b>Quarterly newsletter, June 2006</b>
<b>2<sup>nd</sup> Qtr</b>	1	392	356 (91%)	300 est.	12,437	Not Avail.	
<b>3<sup>rd</sup> Qtr</b>	2	198	186 (94%)	334	3,551	Not Avail.	
<b>4<sup>th</sup> Qtr</b>	1	276	247 (89%)	320 est.	Not Avail.	Not Avail.	
<b>FY06 YTD</b>	5	922	833 (90%)	1,194			
<b>FY06 Avg. Attendance = 184 vs. 58 in FY05 vs. 46 in FY04 vs. 33 in FY03</b>							
<b>Average based on significantly fewer workshops, focus on large events.</b>							

**Website:** Website usage reflects the accrual number of hits on the regional website, not the user sessions as reported by other regions. WebTrends software can not be used on the OU server.

**Workshops/Events:** This year the region contracted its workshop program, focusing almost exclusively on major events developed by the Oklahoma Geological Survey. Although fewer in number, those workshops were highly successful events. There was a strong emphasis on feeding industry's demand for gas shale-oriented information with (1) OGS's Coalbed Methane & Gas Shales conference (392), (2) Caney Gas Shale (276) and (3) Fayetteville Shale (120). The region has also been involved in planning the 2<sup>nd</sup> Midcontinent Coalbed Methane and Shale Gas Symposium scheduled in Tulsa early in FY07. It also supported HQ in sponsoring the "Independents' Day" session at the SPE/DOE Improved Oil Recovery Symposium in Tulsa. There was one play-oriented workshop, which focused on the Booch formation.

**Newsletter:** Quarterly newsletter, latest issue late in FY06; circulation approaching 6000. Recent issues have focused on presenting insights shared during regional workshops. There are also regular mailings to alert industry to upcoming workshops.

**Newsletter/Outreach/Resource Center/Contacts:** PTTC material is incorporated in the OGS exhibits at geological-oriented events, the most relevant for PTTC being the AAPG annual meeting in Houston. The Oklahoma Geological Survey remains very active in youth-oriented outreach.

**Other Info:** None.

## PTTC Southwest Region

Topic (main cosponsors in parentheses)	Location	Date	Attendance		Repeat Attend.
			Total	# (%) from Industry	
Workshop History: FY03 Attendance (11 events, plus 1 by Texas)			402	340 (85 %)	
Workshop History: FY04 Attendance (9 events, plus 1 by Texas)			322	273 (85%)	
Workshop History: FY05 Attendance (5 events, plus 4 by Texas)			157	146 (93%)	
FY06 Events					
H <sub>2</sub> S Issues	Farmington, NM	12/7/05	41	39 (95%)	18%
11 <sup>th</sup> Annual CO <sub>2</sub> conference (Texas & others)	Midland, TX	12/8-9/05	Reported by Texas Region		
Southwest Regional Partnership on Carbon Sequestration; Kickoff Meetings for Field Pilots	Socorro, NM	12/15-16/05	43	8 (19%)	5%
San Juan Database Kickoff Meeting	Farmington, NM	2/16/06	20	18 (90%)	50%
Hydraulic Fracturing (Texas)	Midland, TX	3/30/06	Reported by Texas Region		
Workshop History: FY06 Attendance (3 events, plus 2 w Texas)			104	65 (63%)	
2006 CO2 Conference (Texas & Others)	Midland, TX	12/7-8/06			
Environmental/Regulatory Issues	Artesia, NM Farmington, NM	TBD			

FY06 Statistical Summary By Quarter							
	Workshops			Industry Contacts	Website (mo. Avg.)		Newsletter
	#	Attend	Industry No. (%)		User Sessions	Page Views	
1 <sup>st</sup> Qtr	2	84	47 (56%)	181	31,531	131,321	Semiannual PRRC newsletter with PTTC section
2 <sup>nd</sup> Qtr	1	20	18 (90%)	254	38,418	204,156	
3 <sup>rd</sup> Qtr	0	0	0	178	43,087	294,472	
4 <sup>th</sup> Qtr	0	0	0	148	37,098	160,686	
FY06 YTD	3	104	65 (63%)	761			
FY06 Avg. Attendance = 35 vs. 31 in FY05 vs. 36 in FY04 vs. 37 in FY03							

**Website:** Usage rose steadily through the year. This year there has been a strong emphasis on updating and streamlining the entire GO-TECH system of websites, which had not been done for a number of years. There have been improvements in behind-the-scenes technical aspects, usability and appearance. As new databases/projects are completed, and there have been several during FY06, they are made accessible online.

**Workshops/Events:** Internal issues held back this year's activity level. The major workshop initiated by the region focused on "H<sub>2</sub>S Issues" that are of increasing concern in the San Juan basin. A second Farmington workshop informed industry of the "San Juan Database Project" that DOE awarded New Mexico Tech. Once again, the region supported the Annual CO<sub>2</sub> conference in Midland, as well as working with the Texas Region to develop a "Hydraulic Fracturing" workshop.

**Newsletter/Outreach/Resource Center/Contacts:** PTTC section in semiannual PRRC newsletter; circulation approximately 3,000. There is a strong focus on developing online databases. Staff regularly interacts with the NM State Land Office and NM Oil Conservation Division, assisting them and filling database niches of interest to regional producers. A large set of digital images of NM historical production data has been acquired. A future goal is to make these image files available online. Staff attended the Four Corners Oil and Gas Show, which drew more than 1,200 people.

**Other Info:** Annual PAG meeting held in conjunction with IPAM meeting in Ruidoso in August 2006.



## PTTC Texas Region

Topic (main cosponsors in parentheses)	Location	Date	Attendance		Repeat Attend.
			Total	# (%) Industry	
Workshop History: FY04 Attendance (13 events, + 1 Southwest)			794	749 (94 %)	
Workshop History: FY05 Attendance (23 events, + 3 Southwest)			1,387	1,320 (95%)	
FY06 Events					
New Technology Enabling New Plays (SIPES, N. Texas Energy Council)	Farmers Branch, TX	10/18/05	70	70 (100%)	13%
Tech Session @ PBPA annual meeting	Midland, TX	10/20/05	56	56 (100%)	
Symposium on Improved Profits Through Emissions Reductions (Texas A&M Corpus Christi)	Corpus Christi, TX	11/1/05	40	32 (80%)	3%
Barnett Shale Symp. (Midland College, SPE PB)	Midland, TX	11/1/05	210	210 (100%)	
Fundamentals of Seismic Interpretation (EMGI)	Farmers Branch	11/1-2/05	NA	NA	
11 <sup>th</sup> Annual CO2 Conference (Southwest, Others)	Midland, TX	12/8-9/05	414	414 (100%)	
Reserve-Growth Potential from CO2-Enhanced Oil Recovery Along the Gulf Coast (BEG)	Houston, TX	12/13/05	35	32 (91%)	38%
Core workshop: Tight Gas Sands, Cotton Valley Formation of East Texas (Matador Resources)	Austin, TX	12/14-15/05	17	17 (100%)	
Deep Shelf Gas Play of Texas (BEG)	Houston, TX	12/15/05	18	16 (89%)	44%
Core workshop: Tight Gas Sands, Cotton Valley Formation of East Texas (Matador Resources)	Austin, TX	1/17-18/06	34	34 (100%)	18%
Horizontal Well Technologies & CBM (C Gulf)	Houston, TX	2/8/06	43	40 (93%)	27%
Core workshop: Tight Gas Sands, Cotton Valley Formation of East Texas (Matador Resources)	Austin, TX	3/7-8/06	28	28 (100%)	7%
Permian Basin Hydraulic Fracturing (Southwest)	Midland, TX	3/30/06	80	78 (98%)	29%
Producer Technology Transfer Workshop (EPA Natural Gas STAR, Devon)	Fort Worth, TX	6/6/06	17	17 (100%)	
Producer Technology Transfer Workshop (EPA Natural Gas STAR, Oxy)	Midland, TX	6/8/06	39	39 (100%)	
Hydraulic Fracturing (Texas Alliance)	Fort Worth, TX	7/11/06	35	35 (100%)	18%
Hydraulic Fracturing (Texas Alliance)	Tyler, TX	7/12/06	67	66 (99%)	23%
Designing and Forecasting Waterfloods Using Reservoir Grail (Grail Quest)	Midland, TX	8/01/06	25	25 (100%)	
		8/02/06	7	7 (100%)	
Explosives Safety (Core Labs)	Houston, TX	8/17/06	13	13 (100%)	15%
Kiker Presentation @ Canadian CO2 Conference	Calgary, Canada	9/13/06	67	67 (100%)	
Tech Speaker @ Texas Alliance meeting	Abilene, TX	9/26/06	52	52 (100%)	
Workshop History: FY06 Attendance (22 events)			1,367	1,348 (99%)	
Tech Session @ PBPA Annual Meeting	Midland, TX	10/11-12			
O&G Operations in Urban Areas (EMGTI, SIPES)	Farmers Branch	10/17/06			
Barnett Shale (Texas BEG)	Midland, TX	11/8/06			
Barnett Shale (Texas BEG)	Houston, TX	11/14/06			
2006 CO2 Conference & Carbon Management (Southwest, HQ and others)	Midland/ Houston	12/4-8/06			
Hydraulic Fracturing Technology and Case Studies, Tight Gas Sands and Shales (Texas Alliance, South Texas Geological Society)	San Antonio, TX	2/23/07			

FY06 Statistical Summary By Quarter							
	Workshops			Industry Contacts	Website (mo. Avg.)		Newsletter
	#	Attend	Industry No. (%)		User Sessions	Page Views	
1 <sup>st</sup> Qtr	9	860	847 (98%)	2,482	9,702	27,076	Online (mail postcard) (circ. 2,000)
2 <sup>nd</sup> Qtr	4	185	180 (97%)	1,619	NA	NA	
3 <sup>rd</sup> Qtr	2	56	56 (100%)	1,183	NA	NA	
4 <sup>th</sup> Qtr	5	147	146 (99%)	661	NA	NA	
Lunch and learn	2	119	119 (100%)				
FY06 YTD	20	1,248	1,229 (98%)	5,945			
Lunch and learn	2	119	119 (100%)				
All Events	22	1,367	1,348 (99%)				
FY06 Avg. Attendance = 62 vs. 73 in FY05 vs. 61 in FY04 vs. 88 in FY03							

**Website:** TIPRO stopped providing website and Internet outreach services early in 2006. RLO staff is now maintaining the regional website, but since content has not yet been switched from the TIPRO server, website statistics are not available. Workshop presentations are placed online when speakers give permission. Content is regularly added to the Barnett Shale section.

**Workshops/Events:** Overall activity, attendance and average attendance was within the range of recent years. Activities were a blend of PTTC-developed and co-sponsored activities, covering eight separate cities in Texas. Groups that the region cooperated with included oil and gas associations, professional societies, colleges/universities, federal agencies, private companies and other PTTC regions. A good portion of the workshop schedule was developed by seizing opportunities as they arose. Bob Kiker was also involved in some events in other regions. Even with funding limitations, the region plans an active schedule into 2007.

**Newsletter/Outreach/Resource Center/Contacts:** Only one newsletter was published this year, and that with postcard notification to look online, due to budget concerns and staff changes. Announcements are regularly published in PBPA and SPE Permian Basin newsletters. Columns/information from Bob Kiker is regularly published in Midland Reporter Telegram. Contact activity decreased through the year. The primary resource center activity is seeing that workshop presentations are posted online.

**Other Info:** TIPRO made the decision to withdraw from PTTC service early in 2006 when their priorities changed with executive-level staff changes.



## PTTC West Coast Region

Topic (main cosponsors in parentheses)	Location	Date	Attendance		Repeat Attend.
			Total	# (%) from Industry	
Workshop History: FY03 Attendance (14 events plus COMET)			583	383 (66 %)	
Workshop History: FY04 Attendance (12 events plus COMET)			644	459 (71 %)	
Workshop History: FY05 Attendance (11 events plus COMET)			530	372 (70%)	
Oilfield Safety and Recommended Practices	Valencia, CA	10/27/05	49	40 (82%)	78%
Panel on Power Generation Using Waste and Stranded Gas	Valencia, CA	11/22/05	41	35 (85%)	80%
Anniversary Forum: The Other 30% Recovery	Los Angeles, CA	12/9/05	25	21 (84%)	90%
Transformation of Old Data Sets (Software training)	Valencia, CA	2/23/06	32	25 (78%)	80%
Round Table Discussion on Power Reduction	Los Angeles, CA	3/30/06	18	14 (78%)	90%
Well Production Testing	Valencia, CA	4/27/06	43	36 (84%)	98%
Independents' Day Panel @ SPE Western Regional	Anchorage, AK	5/10/06	25	21 (84%)	85%
Air Injection for California Mature Oilfields	Valencia, CA	5/25/06	52	46 (88%)	97%
COMET Student Training/Internship	Los Angeles, CA	6/26-30/06	25	0 (0%)	0%
Subsidence Mitigation	Valencia, CA	7/27/06	32	27 (84%)	98%
Trouble Shooters Forum; Case Studies A-Z in Revamping Mature Fields	Valencia, CA	9/21/06	37	30 (81%)	96%
Workshop History: FY06 Attendance (10 events plus COMET)			379	295 (78%)	

FY06 Statistical Summary By Quarter							
	Workshops			Industry Contacts	Website (mo. Avg.)		Newsletter
	#	Attend	Industry No. (%)		User Sessions	Page Views	
1 <sup>st</sup> Qtr	3	115	96 (83%)	68	3,716	12,882	Announcements in CIPA newsletter; email alerts
2 <sup>nd</sup> Qtr	2	50	39 (78%)	36	3,312	13,207	
3 <sup>rd</sup> Qtr	3	120	103 (86%)	33	3,256	14,177	
COMET	1	25	(0%)				
4 <sup>th</sup> Qtr	2	69	57 (83%)	11	2,809	12,007	
FY06 YTD	10	354	295 (83%)	148			
COMET	1	25	0%				
Combined	11	379	295 (78%)				
FY06 Avg. Attendance = 34 vs. 44 in FY05 vs. 54 in FY04 vs. 42 in FY03							

**Website:** Staff continued to provide routine maintenance, primarily calendar and workshop announcements. The earlier practice of posting workshop presentations online has been stopped.

**Workshops/Events:** Activity level was on par with prior years, but attendance and average attendance continues to fall. Except for support of "Independents' Day" at SPE Western Regional meeting in Alaska, all events were in either Valencia or at USC. Workshops focused on engineering or operations topics ranged from very practical cost savings topics to enhanced oil recovery techniques.

**Communications:** There is not a regional newsletter. Email alerts and info in association newsletters.

**Newsletter/Outreach/Resource Center/Contacts:** COMET 2006, the student training/internship program, drew 23 high school students and two teachers. Beyond classroom training, participants also experienced a field trip that included a geology lesson and a visit to THUMS Island in Long Beach.

**Other Info:** The region consistently reports significant volunteer time from speakers and participating PAG members.

## **Appendix A**

### **PTTC's National Organizational Milestones**

#### **1993**

- November—PTTC incorporated as national, not-for-profit organization
  - November—Founding Board of Directors meets (New Orleans, LA). Jim Russell voted Chair, Gene Ames, Jr. as Vice Chair, and Deborah Rowell as Executive Director
  - December—Initial meetings of Producer Advisory Groups (PAGs)
- 

#### **1994**

- January—Phase I funding from DOE/BDM begins.
  - January—All ten PAGs formed, Chair and Vice Chair elected in each region
  - February—First meeting of Permanent Board of Directors (Washington, DC). Same officers elected as by Founding Board.
  - March—Headquarters staff make visits to potential Regional Lead Organizations (RLOs)
  - March—Board adopts bylaws, elects Nominating Committee and members of Management and Budget (M&B) Committee. First M&B meeting held. (Dallas, TX)
  - April—First meeting of RLO Directors (Tulsa, OK)
  - May—First PTTC technical session at IPAA meeting (San Francisco, CA).
  - May—Office space obtained for national PTTC Headquarters (HQ) – Separate from IPAA
  - June—HQ staff hired
  - July—HQ establishes accounting system and database separate from IPAA
  - August—PTTC participates for first time in DOE oil program contractors review
  - September—PTTC submits 5-year Master Plan to DOE as main Phase I deliverable
  - September—PTTC's first national exhibit at conference - SPE annual meeting
  - October—Tax-exempt status approved by IRS
  - November—Board conducts first (annual) strategic planning session (Phoenix, AZ)
  - November—Phase II funding from DOE/BDM begins
- 

#### **1995**

- January—First annual audit of HQ financial systems
  - February—First joint meeting of PTTC Board and RLO Directors (Norman, OK). Election of officers (Chris Hall voted Chair and Bob Nance as Vice Chair)
  - March—Contract signed with first RLO (North Midcontinent)
  - March—First issue of "PTTC Network News" published as national quarterly newsletter
  - April—PTTC participates for first time in DOE natural gas contractors review
  - May—PTTC Board meeting includes discussions with IPAA leaders about lack of industry support for DOE oil and gas technology programs
  - June—National website went online
  - July—One year funding begins from Gas Research Institute for HQ activities
  - July—PTTC Chair Chris Hall leads Washington meeting with DOE officials to confirm industry support for oil and gas technology programs
  - August—RLO staff meet to discuss coordinating PTTC websites (Albuquerque, NM)
  - December—HQ ended consulting contract with ICF Resources for technical assistance related to establishing new organization.
-

## 1996

- January—PTTC presents preliminary problem identification results to DOE meeting with National Petroleum Council R&D Task Force members (Washington, DC)
  - March—Election of officers (Bob Nance voted Chair and Leo Schrider as Vice Chair) (Tuscaloosa, AL)
  - March—Problem Identification Report published based on series of workshops
  - April—Executive Director begins monthly conference calls with M&B Committee
  - May—PTTC Chair Bob Nance added as member of IPAA Program Committee
  - June—Board meets in Washington and issues first long-run strategic plan. Conducts first group visits to Capitol Hill.
  - July—Contract signed with tenth/final RLO (West Coast)
  - July—RLO Directors and HQ staff meet with DOE officials in Morgantown, WV
  - October—HQ expands technical coverage in “PTTC Network News” (from 8 to 16 pages)
  - November—Board ratifies updated bylaws. Adds 3 representatives from professional societies
  - November—DOE announces that its new outreach areas will be same as PTTC’s 10 regions
  - December—Final regional resource center opened (West Coast)
  - December—PTTC wins Honorable Mention award in contest for Organizational Excellence by American Society of Association Executives (ASAE)
  - December—RLO Directors meet with DOE Outreach Team Leaders (Washington, DC)
- 

## 1997

- January—PTTC signs cooperative agreement with AAPG to conduct joint workshops
  - February—RLO staff meet to coordinate training on E&P software donated by industry (Golden, CO)
  - April—PTTC Chair Bob Nance gives presentation on industry needs at meeting of President’s Committee of Advisors on Science and Technology (Dallas)
  - May—PTTC releases “Best of PTTC Workshops” report
  - May—PTTC wins R&D award from National Energy Resources Organization
  - July—Board adopts new policies and procedures for HQ and regions
  - August—RLO Directors meet and ask HQ staff to convey their concerns to the M&B Committee about new policies and procedures (Dallas, TX)
  - September—PTTC hosts tour of Los Alamos National Lab for IPAA Governors
  - November—Board adopts “Producer Advisory Group Guidelines”
  - November—First national conference- ETEC ’97 with IPAA and Cambridge Energy Research Associates (Houston, TX)
  - December—PTTC national website named by ASAE as one of the nation’s Top 10 Information Clearinghouse websites
- 

## 1998

- January—HQ establishes RLO-NET to improve communication with RLOs via Internet
- February—First marketing brainstorming session with Board/RLO/HQ representatives (Golden, CO)
- May—DOE awards new grant to PTTC extending to April 2003 (replaces BDM contract)
- July—Board adopts new Business Plan with marketing focus
- August—RLO Directors and HQ staff visit Sandia National Labs
- September—HQ releases new logo and updated image for stationery, publications, etc.
- October—PTTC’s first webcast of a workshop (West Coast)
- November—PTTC holds second national conference ETEC ’98 with IPAA (New Orleans)
- November—HQ releases “E&P Software Sampler” on CD-ROM

- December—Board launches Industry Crisis Action Plan, ratifies new mission statement and adopts “Guidelines for Professional and Ethical Conduct”
- 

## 1999

- January—PTTC signs agreement with *World Oil* to publish case study digest
  - February—PTTC begins extending RLO subcontracts to April 2003
  - March—Board adopts “Conflict of Interest Policy” and elects officers (Leo Schrider elected as Chair and Clark Southmayd as Vice Chair)
  - June—PTTC Chair Leo Schrider speaks at first DOE Oil & Gas Conference (Dallas, TX)
  - July—Board meets in Washington, DC. Votes to add one RLO representative to Board
  - August—HQ releases “Solutions from the Field” report and starts adding workshop summaries to website.
  - September—Inaugural issue of “Petroleum Technology Digest” released as supplement of *World Oil*
  - November—Deborah Rowell, PTTC’s founding Executive Director, announces her intent to resign in June.
  - December—Executive Search Committee, chaired by Bob Nance, begins search for new Executive Director.
- 

## 2000

- January—PTTC signs agreement with Hart Publications to provide a state-of-the-art technology summary in each issue of *PTTC Network News*.
  - February—PTTC Chair Leo Schrider and HQ staff meet with DOE in Washington to discuss funding.
  - March—PTTC Board and RLO Directors meet jointly in Kansas City
  - April—West Coast region holds first PTTC event in Alaska.
  - May—Second issue of semi-annual publication, “Petroleum Technology Digest” released with *World Oil*
  - June—Don Duttlinger selected as next PTTC Executive Director (effective July 1, 2000)
  - November—Board approves strategic relocation of PTTC HQ to Houston after 7 years in Washington
  - December – Move of HQ Office to Houston completed within weeks
- 

## 2001

- January—PTTC begins monthly column “Tech Connections” with *The American Oil & Gas Reporter*
  - February—Begin implementing website enhancements focused on consistency and user friendliness
  - March—Clark Southmayd of Oneok Resources Company is elected new Chairman and Jim Bruning named Vice Chair of PTTC National Board during meeting in Washington
  - Summer/Fall—PTTC co-sponsors Maurer Technology’s “Optimized Horizontal Drilling” workshop series
  - October—DOE and PTTC begin an eight-workshop Traveling Workshop series with DOE
  - December – Move of HQ Office to Houston completed within weeks
- 

## 2002

- January—DOE white paper documenting impact and outlining long-term vision completed.
  - February—lessons learned from DOE/PTTC Traveling Workshop documented.
  - March—Time frame of joint Board/RLO meeting changed to increase impact of Hill visits
  - April—PTTC initiates Technology Alert service via broadcast Email
  - July—HQ expands mailing list and increases exhibit schedule
  - September—activity levels set new records
- 

## 2003

- March—Board elects new leadership: James Bruning, Bruning Resources, LLC, Arkansas as Chairman; Brook Phifer, Nico Resources, LLC, Colorado, Vice Chairman
  - March—Board Members/RLO Directors conduct Hill visits during critical decision-making period
  - April—PTTC receives contract extension through September 2003
  - July—Board completes strategic planning survey and defines further planning needs
  - September—PTTC completes current contract, exceeding prior records for activity by significant levels
- 

## 2004

- March—Board elects new leadership: Brook Phifer, Nico Resources, LLC, Colorado as Chairman; Brian Sims, Independent, Mississippi as Vice Chairman
  - March—Board Members/RLO Directors conduct Hill visits during critical decision-making period
  - June—PTTC presents “Impact/Metrics” analysis to Office of Management & Budget and DOE HQ
  - July—Chairman Brook Phifer presents testimony before House Subcommittee
  - September—Chairman Brook Phifer, Executive Director Don Duttlinger and selected RLO Directors meet with Office of Management & Budget and DOE HQ in Washington
- 

## 2005

- January—Webmasters meeting in Houston, Texas
  - March—Board elects new leadership: Brian Sims, Independent, Mississippi as Chairman; Gene Ames II, The Nordan Trust, Texas as Vice Chairman
  - March—Board Members/RLO Directors conduct Hill visits during critical decision-making period
  - June—PTTC submits “Oilfield Training” proposal to Department of Labor
  - July—Summer Board meeting in Nashville, Tennessee
  - September—Regions/PAGs plan FY06 activities
  - December—Fall/Winter Board meeting; plans approved & Broadcasting Initiative
- 

## 2006

- February—Conduct Hydraulic Fracturing Workshop, develop Distance Learning Module
  - March—Board elects new leadership: Gene Ames III, The Nordan Trust, Texas as Chairman; Robert McDougall, Westland Energy, Inc., Wyoming as Vice Chairman
  - July—Board conducts strategic planning session for transitioning to industry funding
  - August—Complete series of Microhole Technology Integration Meetings for DOE
-

## Appendix B

### Petroleum Technology Transfer Council Board of Directors

---

#### OFFICERS:

---

Chair	Gene Ames III	The Nordan Trust	San Antonio, TX
Vice Chair	Robert McDougall	Westland Energy Inc.	Cody, WY
Immed. Past Chair	Brian Sims	Independent	Madison, MS
Exec. Director & Sec/Treas (non-voting)	Don Duttlinger	PTTC	Houston, TX

(Note: Officers serve 1-yr. terms that extend through the next annual meeting of the Board)

---

#### DIRECTORS

#### REPRESENTING:

---

##### *REGIONS:*

Appalachian	Rick Goings	Dominion E&P, Inc.	Jane Lew, WV
Central Gulf	Joe Jacobs	Gas Masters of America, Inc.	Monroe, LA
Eastern Gulf	Karl Kaufmann	Valioso Petroleum Co.	Flowood, MS
Midwest	Richard Straeter	Continental Resources of IL	Mount Vernon, IL
North Midcontinent	Gary Reed	Arkan Petroleum., Inc.	Wichita, KS
Rocky Mountain	Robert McDougall	Westland Energy Inc.	Cody, WY
South Midcontinent	Fletcher Lewis	Fletcher Lewis Eng.	Oklahoma City, OK
Southwest	T. Greg Merrion	Merrion Oil & Gas Corp.	Farmington, NM
Texas	Allen Gilmer	Vecta Exploration, Ltd.	Austin, TX
West Coast	Chris Hall	Drilling & Production Co..	Torrance, CA
Regional Lead Orgs.	Doug Patchen	NRCCE – WVU	Morgantown, WV

#### ORGANIZATIONS:

Indep. Petrol. Assoc. Of America	Allen Frizzell	Enrich Oil Corporation	Abilene, TX
Interstate Oil & Gas Compact Comm.	John Baza	Utah Dept. of Nat. Resources	Salt Lake City, UT
American Assoc. of Pet. Geologists	Eddie David	David Petroleum Corp.	Roswell, NM
Society of Explor. Geophysicists	Hugh Rowlett	ConocoPhillips	Houston, TX
Society of Petroleum Engineers	Ken Oglesby	IMPACT Technologies, LLC	Tulsa, OK

#### INDUSTRY SECTORS:

Service Cos.	Mo Cordes	Schlumberger Oil Field Srvcs.	Houston, TX
Large E&P Cos.	Robert Lestz	Chevron	Houston, TX

### **Alternate Directors**

**Representing:**

Appalachian	Bernie Miller	Miller Energy Techn. LLC	Lexington, KY
Central Gulf	Bob Meredith	Vada Energy LLC	Port Allen, LA
Eastern Gulf	Bob Schneeflock	Paramount Petroleum	Ridgeland, MS
Midwest	Matt Stone	Barger Engineering	Evansville, IN
North Midcontinent	Vacant		
Rocky Mountain	Bob Lamarre	Lamarre Geol. Enterprises	Denver, CO
South Midcontinent	Vacant		
Southwest	Vacant		
Texas	Vacant		
West Coast	Vacant		
Regional Lead Orgs.	Iraj Ershaghi	Univ. of So. California	Los Angeles, CA
IOGCC	Freed Steece	SD Dept of Env./Nat Res	Rapid City, SD
SEG	Robert Graebner	The Information Store	Houston, TX
SPE	Michael Gatens III	MGV Energy, Inc.	Calgary, AB, CAN
Service Cos.	Jay Haskell	Schlumberger Oilfield Svces	Houston, TX
Large E&P Cos.	Vacant		

### **Management & Budget (M&B) Committee**

**Position:**

M&B Committee Chair, and		
Board Vice Chair	Robert McDougall	Cody, WY
Current Board Chair	Gene Ames III	San Antonio, TX
Immediate Past Board Chair	Brian Sims	Madison, MS
M&B Committee Member	Joe Jacobs	Monroe, LA
Executive Director (ex-officio, non-voting)	Don Duttlinger	Houston, TX

Notes from the by-laws:

- The terms served by Alternate Directors are the same as for the Directors they represent.
- Officers do not have Alternates. Officers may succeed themselves.
- Members of the Nominating Committee and the Management & Budget Committee who are Officers have terms on these committees that are linked to their terms as Officers. Other committee members have terms that are concurrent with their Board membership.



## Appendix C

### Roster—PTTC Regional Lead Organizations

#### **Appalachian**

Dr. Douglas Patchen  
Program Director  
Appalachian Oil & Natural Gas Research Consortium  
West Virginia University  
P.O. Box 6064  
Morgantown, WV 26506-6064

#### **Central Gulf**

Mr. Robert H. Baumann  
Special Assistant to the Provost/Energy Programs  
Center for Energy Studies  
Louisiana State University  
One East Fraternity Circle  
Baton Rouge, LA 70803

#### **Eastern Gulf**

Dr. Ernest Mancini  
Professor of Geology  
University of Alabama  
Box 870338, 202 Beville Bldg.  
Tuscaloosa, Alabama 35487

#### **Midwest**

Steve Gustison  
Petroleum Geologist  
Oil and Gas Section  
Illinois State Geological Survey  
615 East Peabody Drive  
Champaign, Illinois 61820

#### **North Midcontinent**

Mr. Rodney Reynolds  
EOR Liaison Engineer  
Kansas University Energy Research Center  
1930 Constant Avenue  
Lawrence, KS 66047

#### **Rocky Mountain**

Dr. Mary Carr  
Colorado School of Mines  
13<sup>th</sup> and Maple St.  
Golden, CO 80401-1887

#### **South Midcontinent**

Dr. Charles Mankin  
Director  
Oklahoma Geological Survey  
100 East Boyd St., Rm. N131  
Norman, OK 73019

#### **Southwest**

Dr. Robert Lee  
Director  
Petroleum Recovery Research Center  
New Mexico Institute of Mining and Technology  
801 Leroy Place - Campus Station  
Socorro, NM 87801

#### **Texas**

Dr. Scott Tinker  
Director  
Bureau of Economic Geology  
The University of Texas at Austin  
University Station, Box X  
Austin, TX 78713-8924

#### **West Coast**

Dr. Iraj Ershaghi  
Director, Petroleum Engineering Program  
University of Southern California  
HEDCO-316  
University Park  
Los Angeles, CA 90089-1211