

ENGINEERING CHANGE NOTICE

Page 1 of 21. ECN 629420Proj.
ECN

2. ECN Category (mark one)		3. Originator's Name, Organization, MSIN, and Telephone No.		4. USQ Required?	5. Date
Supplemental <input type="radio"/> Direct Revision <input checked="" type="radio"/> Change ECN <input type="radio"/> Temporary <input type="radio"/> Standby <input type="radio"/> Supersedure <input type="radio"/> Cancel/Void <input type="radio"/>		C. S. Sutter, 15F00, T5-12, 373-2426		<input type="radio"/> Yes <input checked="" type="radio"/> No	August 3, 1999
		6. Project Title/No./Work Order No.	7. Bldg./Sys./Fac. No.	8. Approval Designator	
		Prototype Vertical Denitration Calcine/100750	234-5Z	NA	
		9. Document Numbers Changed by this ECN (includes sheet no. and rev.)	10. Related ECN No(s).	11. Related PO No.	
		HNF-4728, Rev. 2	NA	NA	
12a. Modification Work		12b. Work Package No.	12c. Modification Work Completed	12d. Restored to Original Condition (Temp. or Standby ECNs only)	
<input type="radio"/> Yes (fill out Blk. 12b) <input checked="" type="radio"/> No (NA Blks. 12b, 12c, 12d)		NA	NA	NA	
		Design Authority/Cog. Engineer Signature & Date		Design Authority/Cog. Engineer Signature & Date	
13a. Description of Change					
Change document number on title page.					
Was: HNF-4522					
To: HNF-4728					
13b. Design Baseline Document? <input type="radio"/> Yes <input checked="" type="radio"/> No					
14a. Justification (mark one)					
Criteria Change <input type="radio"/> Design Improvement <input type="radio"/> Environmental <input type="radio"/> Facility Deactivation <input type="radio"/> As-Found <input checked="" type="radio"/> Facilitate Const. <input type="radio"/> Const. Error/Omission <input type="radio"/> Design Error/Omission <input type="radio"/>					
14b. Justification Details					
The incorrect document number was used on the title page.					
15. Distribution (include name, MSIN, and no. of copies)					
See distribution sheet.					
RELEASE STAMP					

ENGINEERING CHANGE NOTICE

Page 2 of 2

1. ECN (use no. from pg. 1)

629420

16. Design Verification Required

☐ Yes
☒ No

17. Cost Impact

ENGINEERING

Additional ☐ \$ NA
Savings ☐ \$

CONSTRUCTION

Additional ☐ \$ NA
Savings ☐ \$

18. Schedule Impact (days)

Improvement ☐ NA
Delay ☐

19. Change Impact Review: Indicate the related documents (other than the engineering documents identified on Side 1) that will be affected by the change described in Block 13. Enter the affected document number in Block 20.

SDD/DD	<input type="checkbox"/>	Seismic/Stress Analysis	<input type="checkbox"/>	Tank Calibration Manual	<input type="checkbox"/>
Functional Design Criteria	<input type="checkbox"/>	Stress/Design Report	<input type="checkbox"/>	Health Physics Procedure	<input type="checkbox"/>
Operating Specification	<input type="checkbox"/>	Interface Control Drawing	<input type="checkbox"/>	Spares Multiple Unit Listing	<input type="checkbox"/>
Criticality Specification	<input type="checkbox"/>	Calibration Procedure	<input type="checkbox"/>	Test Procedures/Specification	<input type="checkbox"/>
Conceptual Design Report	<input type="checkbox"/>	Installation Procedure	<input type="checkbox"/>	Component Index	<input type="checkbox"/>
Equipment Spec.	<input type="checkbox"/>	Maintenance Procedure	<input type="checkbox"/>	ASME Coded Item	<input type="checkbox"/>
Const. Spec.	<input type="checkbox"/>	Engineering Procedure	<input type="checkbox"/>	Human Factor Consideration	<input type="checkbox"/>
Procurement Spec.	<input type="checkbox"/>	Operating Instruction	<input type="checkbox"/>	Computer Software	<input type="checkbox"/>
Vendor Information	<input type="checkbox"/>	Operating Procedure	<input type="checkbox"/>	Electric Circuit Schedule	<input type="checkbox"/>
OM Manual	<input type="checkbox"/>	Operational Safety Requirement	<input type="checkbox"/>	ICRS Procedure	<input type="checkbox"/>
FSAR/SAR	<input type="checkbox"/>	IEFD Drawing	<input type="checkbox"/>	Process Control Manual/Plan	<input type="checkbox"/>
Safety Equipment List	<input type="checkbox"/>	Cell Arrangement Drawing	<input type="checkbox"/>	Process Flow Chart	<input type="checkbox"/>
Radiation Work Permit	<input type="checkbox"/>	Essential Material Specification	<input type="checkbox"/>	Purchase Requisition	<input type="checkbox"/>
Environmental Impact Statement	<input type="checkbox"/>	Fac. Proc. Samp. Schedule	<input type="checkbox"/>	Tickler File	<input type="checkbox"/>
Environmental Report	<input type="checkbox"/>	Inspection Plan	<input type="checkbox"/>	NA	<input type="checkbox"/>
Environmental Permit	<input type="checkbox"/>	Inventory Adjustment Request	<input type="checkbox"/>		<input type="checkbox"/>

20. Other Affected Documents: (NOTE: Documents listed below will not be revised by this ECN.) Signatures below indicate that the signing organization has been notified of other affected documents listed below.

Document Number/Revision	Document Number/Revision	Document Number/Revision
NA	NA	NA

21. Approvals

Signature	Date	Signature	Date
Design Authority CS Sutter <i>Caroline Sutter</i>	8/3/99	Design Agent	
Cog. Eng. JA Compton <i>James A. Compton</i>	8-3-99	PE	
Cog. Mgr. CS Sutter <i>Caroline Sutter</i>	8/3/99	QA	
QA		Safety	
Safety		Design	
Environ.		Environ.	
Other		Other	

DEPARTMENT OF ENERGY

Signature or a Control Number that tracks the Approval Signature

ADDITIONAL

Restart Plan for the Prototype Vertical Denitration Calciner

C. S. Sutter

P. O. Box 1200 MS T5-12

Richland, WA 99352

U.S. Department of Energy Contract DE-AC06-96RL13200

EDT/ECN: 629420

UC:

Org Code: 15F00

Charge Code: 100750

B&R Code:

Total Pages: 21

Key Words:

plutonium, plutonium nitrate, prototype calciner, restart, restart plan, direct denitration, vertical calciner, readiness

Abstract:

Testing activities on the Prototype Vertical Denitration Calciner at PFP were suspended in January 1997 due to the hold on fissile material handling in the facility. The Restart Plan will govern the transition of the test program from the completion of the activity based startup review; through equipment checkout and surrogate material runs; to resumption of the testing program and transition to unrestricted testing

TRADEMARK DISCLAIMER. Reference herein to any specific commercial product, process, or service by trade name, trademark, manufacturer, or otherwise, does not necessarily constitute or imply its endorsement, recommendation, or favoring by the United States Government or any agency thereof or its contractors or subcontractors.

Printed in the United States of America. To obtain copies of this document, contact: Document Control Services, P.O. Box 950, Mailstop H6-08, Richland WA 99352, Phone (509) 372-2420; Fax (509) 376-4989

Donal
8/5/99

Release Approval

AUG 05 1999			ID: 12
DATE:			
STA: 5			

Date

This Document is UNCLASSIFIED.	
Work Performed under this requirement is	
X	UNCLASSIFIED
SECRET	SECRET
<i>Walt L. Smith</i> 9/5/99 SPECIAL ACTIVITY Admin Date AUTHORIZED CLASSIFIER	

Release Stamp

Approved For Public Release

[illegible]

A-7320-005 (10/97)

HNF-4728

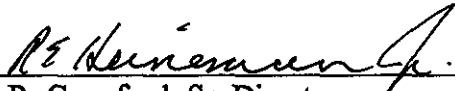
RESTART PLAN FOR THE PROTOTYPE VERTICAL
DENITRATION CALCINER


JULY 21, 1999

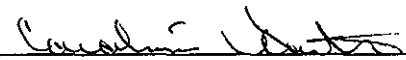
Revision ~~2~~ 3

dp for CDD
8/5/99

APPROVALS:


for F. R. Crawford, Sr. Director
Plutonium Finishing Plant Project


Date


C.S. Sutter, Manager, PPSL
Plutonium Finishing Plant

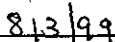

Date

TABLE OF CONTENTS

1.0	OBJECTIVE	4
2.0	SCOPE OF THE RESTART PROCESS	5
4.0	ORGANIZATION/RESPONSIBILITIES	6
5.0	PREREQUISITES	7
6.0	RESTART OF PROTOTYPE VERTICAL DENITRATION CALCINER ACTIVITIES	7
7.0	HOLD POINTS	10
8.0	EMERGENCY PLANNING	10
9.0	DOCUMENT RETENTION	11
10.0	REFERENCES	11

LIST OF ATTACHMENTS

Attachment A:	Prototype Vertical Denitration Calciner Procedures
Attachment B:	Approval checklist for the Restart of the Prototype Vertical Denitration Calciner

1.0 OBJECTIVE

Efforts are underway to restart the testing program for the prototype Vertical Denitration Calciner (PVDC) in the Plutonium Process Support Laboratories (PPSL). The PVDC test program was intended to confirm and identify improvements to the design and operational parameters of the production VDC for the conversion of plutonium bearing solution to stabilized, storable solids. The PVDC was previously operated in 1995 and 1996. In January 1997, testing activities were suspended due to the restriction on fissile material handling activities in the Plutonium Finishing Plant (PFP). The approval to continue the test activities will require an Activity Based Startup Review. The completion of the plan will provide a readiness determination basis to authorize safe resumption of testing activities. Upon the completion of the review, the controlled restart of the PVDC will be conducted in accordance with this Restart Plan.

The PVDC test activities will be conducted to evaluate previous modifications; productivity and reliability motivated, mechanical modifications, and execute the Test Plan. The performance of equipment modifications to be tested during the activities includes a new agitator and feed pump.

The Restart Plan will govern the transition of the test program from the completion of the activity based startup review; through equipment checkout and surrogate material runs; to resumption of the testing program with plutonium bearing solutions; and the final transition to unrestricted testing. The plan provides a phased approach that bridges the activities between the approval to restart and the return to test activities.

After receiving the approval to restart given by the startup approval authority, equipment checkout will commence in accordance with this plan. Activities will include the use of various procedures identified in Attachment A. After the completion of each phase, the readiness of the PPSL to commence to the next phase with the PVDC will be confirmed. Approval to start each phase of the restart plan will be given by the Sr. Director after verification of readiness.

This Restart Plan provides compensatory measures such as oversight and hold points within the following objectives:

- 1.1 To ensure that activities are conducted in a safe manner.
- 1.2 To provide supplemental support to the Plutonium Process Support Laboratories (PPSL) during the initial startup of the Prototype Vertical Denitration Calciner until the commencement of testing.
- 1.3 To ensure that testing can be conducted in a manner that meets BWHC, FDH and DOE expectations associated with the principles of integrated safety management.

2.0 SCOPE OF THE RESTART PROCESS

In addition to the PVDC itself, the following describes the supporting equipment. The prototype vertical denitration calciner, scrubber system, feed injection equipment, containers, tanks, ceramic filters, associated valves and metering pumps are located in glovebox 188-1. External equipment includes the chiller system for the scrubber chilled water, caustic supply and delivery pump, and the control panel.

3.0 DEFINITIONS

- 3.0 Cognizant engineer - The engineer designated by the PPSL Manager to be responsible for the development and conduct of the PVDC test program. The Cognizant Engineer is the subject matter expert for all calciner related topics and will complete Attachment B in his areas of responsibilities.
- 3.1 Nitric Acid Runs - Process test runs conducted with non-fissile surrogate material (nitric acid) prior to the introduction of activities with fissile material for purposes of training personnel, and validating of equipment changes.
- 3.2 Compensatory Actions - Those temporary provisions that have been implemented in addition to normal practices for the purpose of ensuring safe operations until additional operating experience is achieved.
- 3.3 Manager PPSL - The senior PFP manager in charge of the PPSL. The Manager PPSL is the owner of this plan. The Manager PPSL reports to the Sr. Director PFP Project.
- 3.4 Plutonium Process Support Laboratories (PPSL) – This organization conducts development activities to develop new processes, refine process flow sheets and resolve operational problems. The PVDC test program is one such activity.
- 3.5 Test Plan for Radioactive Testing of a Vertical Direct Denitration Calciner (Test Plan) – The documentation that governs the test program for the PVDC. The Test Plan, for the PVDC test program is HNF-SD-CP-TP-088, (reference 10.2). The Test Plan includes items such as the description of the testing activities, expected results, test procedure and oversight requirements.
- 3.6 Restart Checklist - A checklist of items to be verified prior to commencing each operational phase.
- 3.7 Restart Plan (Plan) - The restart plan governs the transition of the Prototype

Vertical Denitration Calciner from the completion of the activity based startup review, through equipment checkout and surrogate runs, resumption of testing with plutonium bearing solution to unrestricted testing.

- 3.8 Senior Director, Plutonium Finishing Plant Project (Sr. Director) - The overall senior manager responsible for the operation of the Plutonium Finishing Plant.
- 3.9 Senior Supervisory Watch (SSW) - PFP managers selected by the PFP Plant Director of Operations to represent senior PFP management in observing and reviewing the conduct of various plant activities. The SSW provides an ongoing management presence, which provides real-time feedback on the state of the plant, personnel training, appropriateness of actions, safety, housekeeping, etc.

4.0 ORGANIZATION/ RESPONSIBILITIES

4.1 PPSL

4.1.1 The PPSL organization shall consist of the PPSL group. This group includes engineers, scientists, and technicians on one full time day shift, and the Manager of PPSL.

4.1.2 Responsibilities within PPSL are assigned as follows:

4.1.2.1 The Manager, PPSL shall be responsible under the Sr. Director of the PFP Project for the execution of all testing activities. This will include, but not limited to, coordination with the cognizant engineer, Criticality Safety Representative, and ESH&QA Manager to ensure that all process activities are completed in a timely, safe manner.

4.1.2.2 The Cognizant Engineer shall have the responsibility to execute the test activities contained in the Test Plan.

4.2 Management oversight

4.2.1 The Manager, PPSL is the overall coordinator of the Restart process. These responsibilities include the oversight of testing associated with the execution of this Plan.

- 4.2.2 The SSW is responsible to the PFP Director of Operations to provide management oversight of the execution of the restart activities as described in section 6.0.

4.3. PPSL Support

- 4.3.1. PPSL support personnel will be identified as required. When no special requirements are established, then PPSL support will be as required for normal activities. PPSL support personnel include the Building Emergency Director, maintenance, radiological controls, solid waste personnel, vault operations personnel, surveillance personnel, etc, as needed.
- 4.3.2. The responsibilities for PPSL support personnel shall be as directed by PFP procedures and test plans.

5.0 PREREQUISITES

- 5.1 Commencement of each phase shall not be initiated until all of the following prerequisites have been completed.
 - 5.1.1 All prerequisites have been completed and signed off as required by Attachment B. The Manager, PPSL has reviewed the results, and recommended to the Sr. Director to continue into the next phase.
 - 5.1.2 Approval for the commencement of the prototype VDC has been provided by the Sr. Director, and the Manager, PPSL has directed the start of the phase.

6.0 RESTART OF PROTOTYPE VERTICAL DENITRATION CALCINER ACTIVITIES

- 6.1 There are three phases for the restart. The first phase is equipment checkout. The second phase is surrogate material runs. The third phase is plutonium solution runs.
- 6.2 Each phase will be conducted with appropriate involvement of the FDH mentors, facility management, and SSW oversight. SSW oversight will be used during equipment checkout as determined by the PFP Director of Operations. During surrogate runs, SSW oversight will be conducted on a portion of each run.

- 6.3 Operation of the calciner will require conformance to the Test Plan. The process for modifying the Test Plan will be provided in the Test Plan and will conform to FSP-PFP-0887.
- 6.4 Each phase will require the completion of a checklist, concurrence by the Manager, PPSL and approval by the Sr. Director prior to executing the phase. The following are checklist topics contained in Attachment B.

Procedures are adequate and correct. Modifications from changes are incorporated.

Level of knowledge is adequate to move to the next phase.

Spare parts are adequate to move to the next phase.

Safeguards and security requirements have been addressed for the next phase.

Radiological controls/equipment are adequate to move to the next phase.

Criticality systems are operational.

Seismic detection and shutdown systems are tested and are operational.

Verification that glovebox conditions meet the CPS requirements for planned operations.

Instrumentation is calibrated.

Equipment repairs/modifications are complete.

Training and qualifications are complete and current.

Required corrective actions are complete.

Operations support is adequate.

6.5 Phase 1:

- 6.5.1 The objective of the equipment checkout (phase 1) is to conduct controlled testing to confirm that the new agitator and liquid feed pump will function satisfactorily with surrogate materials.
- 6.5.2 This Phase 1 equipment checkout will be conducted primarily by the qualified personnel, and will be used to provide OJT for personnel in training.
- 6.5.3 The PFP Director of Operations will be notified of intent to conduct equipment checkout and the planned operations. The PFP Director of Operations shall require the SSW for the day to periodically monitor the equipment checkout activities.
- 6.5.4 When the cognizant engineer determines the equipment is ready for

surrogate material runs, the Phase 1 checklist will be completed to determine readiness to proceed to Phase 2.

6.6 Phase 2

- 6.6.1 The objective of the surrogate runs (phase 2) is to provide the OJT training to new personnel required by the qualification process and conduct further testing of the equipment.
- 6.6.2 This phase 2 surrogate runs will be conducted by the qualified personnel, but will include extensive OJT for new personnel. This phase will also be utilized to ensure that any changes from the prior phase have been properly implemented into the procedures and test plan.
- 6.6.3 The test plan shall be open and in use during Phase 2. The steps shall be performed as written.
- 6.6.4 The PFP Director of Operations will be notified of intent to conduct a surrogate run. The PFP Director of Operations shall require full time SSW coverage for the first surrogate run. The additional runs will require the following minimum SSW coverage: during the prejob, startup of the calciner and initiation of the transfer of the feed to the calciner.
- 6.6.5 After the second run, the operation of the equipment and knowledge level of the staff will be reviewed to determine if additional surrogate runs are needed.
- 6.6.6 When 6.6.5 has been met, the Phase 2 checklist will be completed to determine readiness to proceed to Phase 3.

6.7 Phase 3:

- 6.7.1 The objective of the fissile material runs is to test the various types of solutions to evaluate technical considerations that might have an impact in processing scenarios.
- 6.7.2 This phase will be conducted by the qualified personnel, and will include extensive OJT for new personnel. This phase will also be utilized to ensure that any changes from the prior phase have been properly implemented into the procedures and test plan.

- 6.7.3 The test plan shall be open and in use during Phase 3. The steps shall be performed as written.
- 6.7.4 The PFP Director of Operations will be notified of intent to conduct a fissile material run. The PFP Director of Operations shall require full time SSW coverage for the first fissile material run. The second run will require the following minimum SSW coverage: during the prejob, startup of the calciner, initiation of transfer of the feed to the calciner, and product loadout.
- 6.7.5 After completion of two runs, the Phase 3 checklist will be completed to determine readiness to complete the restart plan and resume unrestricted operations.

7.0 HOLD POINTS

- 7.1 Four hold Points have been established to ensure that critical activities are reviewed prior to starting a new activity phase. Prototype Vertical Denitration Calciner activities shall not proceed past a hold point until formal approval from the PFP Sr. Director has been provided. The Hold Points are identified in Attachment B and are listed below.

- Hold Point #1: All pre-start checklist items are complete and the Sr. Director has directed the commencement of Phase 1 equipment checkout test runs.
- Hold Point #2: All phase 1 test activities, and checklist items are complete and the Sr. Director has directed the commencement of Phase 2 Surrogate test runs.
- Hold Point #3: All Phase 2 surrogate test run activities and checklist items are complete and the Sr. Director has directed the commencement of fissile material test runs under the restart plan.
- Hold Point #4: All restart plan activities are complete, and the Sr. Director has directed the commencement of unrestricted test activities.

8.0 EMERGENCY PLANNING

Equipment checkout (phase 1) and surrogate material runs (phase 2) will be conducted on day shift. As a result, normal PFP emergency plans will be in effect during all prototype VDC

activities, unless the Manager, PPSL deems it necessary to increase the emergency response posture.

Each fissile material run (Phase 3) and unrestricted operation of the prototype calciner will typically be conducted over a 12-16 hour period. The off shift emergency response support for fissile material runs will be assessed prior to Phase 3.

9.0 DOCUMENT RETENTION

The Manager, PPSL shall compile and store all completed checksheets, and supporting documents. They shall be processed as quality documents in accordance with current procedures.

10.0 REFERENCES

10.1 "Activity Based Startup Review Plan", HNF-4522.

10.2 "Test Plan for radioactive Testing of the Vertical Direct Denitration Calciner",
HNF-SD-CP-TP-088

ATTACHMENT A

PROTOTYPE VERTICAL DENITRATION CALCINER PROCEDURES

ITEM	PROCEDURE NUMBER	TITLE
1	ZP-100-001	Seal Out PPSL Gloveboxes
2	ZP-100-003	Use of Plutonium Process Support Laboratories Airlock
3	ZP-100-004	Label PPSL Nuclear Materials
4	ZP-100-008	Apply Pressure Sensitive Seals in PPSL
5	ZP-100-009	Change PPSL Glovebox Gloves and Bags
6	ZP-100-012	Inspect PPSL Gloves
7	ZP-100-015	Operate PPSL Can Sealer and Inspect double Seam on Seam Sealed Cans
8	ZP-100-017	Apply and Remove Cup/Wire Seals in PPSL
9	ZSP-002	Move Special Nuclear Material
10	HNF-CP-TP-088	Test Plan for Radioactive Testing of Vertical Direct Denitration Calciner
11	ZCR-001	Continuous Air Monitor Alarm
12	ZCR-012	Breached Glove

ATTACHMENT B

APPROVAL CHECKLIST FOR THE RESTART OF THE PROTOTYPE VERTICAL DENITRATION CALCINER

ITEM #	DESCRIPTION	REMARKS/REQUIREMENTS	DATE COMPLETE	SIGNATURE
PRE-OPERATIONAL /EQUIPMENT CHECKOUT RUN CHECKLIST				
Hold Point #1	All pre-start items from the activity based startup plan (HNF-4522) are complete and the Sr. Director has directed the commencement of Phase 1 equipment checkout Runs.	Attach copy of restart authorization from Sr. Director.		<u>F. R. Crawford</u>
READINESS TO PROCEED TO PHASE 2 CHECKLIST				
1	Procedures are adequate and correct. Modifications from changes are incorporated. Functional testing of the Room 188 safety shower has been completed per ZP-100-013, "Test Safety Showers and Eye Wash Fountain in PPSL"	Provide list of applicable procedures and verification process used.		<u>COG ENG</u>
2	Level of knowledge is adequate to move to the next phase.	Provide documentation of verification process		<u>COG ENG</u>
3	Spare parts and preventive maintenance are adequate to move to the next phase.	Provide list of parts/PMs and verification of process used.		<u>COG ENG</u>

4	Safeguards and security requirements have been addressed for the next phase.	Provide documentation of verification process used.		COG ENG
5	Radiological controls/equipment are adequate to move to the next phase.	Provide documentation of verification process used.		COG ENG
6	Criticality systems are operational.	Provide documentation of verification process used.		COG ENG
7	Seismic detection and shutdown systems are tested and are operational.	Provide documentation of verification process used.		COG ENG
8	Verification that glovebox conditions meet the CPS requirements for planned operations.	Provide documentation of verification process used.		COG ENG
9	Instrumentation is calibrated.	Provide documentation of verification process used.		COG ENG
10	Equipment repairs/modifications are complete.	Provide list of any repairs/modifications and provide documentation of verification.		COG ENG
11	Training and qualifications are complete and current.	Provide documentation of verification process used.		COG ENG
12	Required corrective actions are complete.	Provide list of corrective actions and documentation of verification process.		COG ENG

13	Operations support is adequate.	Provide list of needs and document verification process.		<u>COG ENG</u>
14	All equipment checkout runs are complete, and the results satisfactory. The checklist items for the surrogate test runs have been reviewed for adequacy and completeness. The movement to the next phase is recommended			<u>PPSL Mgr.</u>
Hold Point #2	All equipment checkout Runs have been successfully completed, and the Manager, PPSL has recommended the commencement of surrogate test runs.	Verify that the documents supporting the completion of equipment test runs, procedural changes, etc have been completed, and the process is ready to proceed to fissile material activities.		<u>F.R.Crawford</u>
READINESS TO PROCEED TO PHASE 3 CHECKLIST				
1	Procedures are adequate and correct. Modifications from changes are incorporated.	Provide list of applicable procedures and verification process used.		<u>COG ENG</u>
2	Level of knowledge is adequate to move to the next phase.	Provide documentation of verification process		<u>COG ENG</u>
3	Spare parts and preventive maintenance are adequate to move to the next phase.	Provide list of parts/PMs and verification of process used.		<u>COG ENG</u>
4	Safeguards and security requirements have been addressed for the next phase.	Provide documentation of verification process used.		<u>COG ENG</u>

5	Radiological controls/equipment are adequate to move to the next phase.	Provide documentation of verification process used.		COG ENG
6	Criticality systems are operational and ensure Criticality Prevention Specification (CPS) posting "Room 188 Allowed Storage Containers" is in place.	Provide documentation of verification process used.		COG ENG
7	Seismic detection and shutdown systems are tested and are operational.	Provide documentation of verification process used.		COG ENG
8	Verification that glovebox conditions meet the CPS requirements for planned operations.	Provide documentation of verification process used.		COG ENG
9	Instrumentation is calibrated.	Provide documentation of verification process used.		COG ENG
10	Equipment repairs/modifications are complete.	Provide list of any repairs/modifications and provide documentation of verification.		COG ENG
11	Training and qualifications are complete and current.	Provide documentation of verification process used.		COG ENG
12	Required corrective actions are complete.	Provide list of corrective actions and documentation of verification process.		COG ENG

13	Operations and off shift emergency support is adequate.	Provide list of needs and document verification process.		<u> </u> COG ENG
14	All surrogate material runs are complete, and the results satisfactory. The movement to the next phase is recommended	The checklist items for the next phase have been reviewed for adequacy and completeness.		<u> </u> PPSL Mgr.
Hold Point #3	All surrogate material runs have been successfully completed, and the Manager, PPSL has recommended the commencement of fissile material activities under the restart plan.	Verify that the documents supporting the completion of surrogate material runs, procedural changes, etc have been completed, and the process is ready to proceed to the next phase.		<u> </u> F.R.Crawford
READINESS TO PROCEED TO UNRESTRICTED OPERATIONS CHECKLIST				
1	Procedures are adequate and correct. Modifications from changes are incorporated.	Provide list of applicable procedures and verification process used.		<u> </u> COG ENG
2	Level of knowledge is adequate to move to the next phase.	Provide documentation of verification process		<u> </u> COG ENG
3	Spare parts and preventive maintenance are adequate to move to the next phase.	Provide list of parts/PMs and verification of process used.		<u> </u> COG ENG
4	Safeguards and security requirements have been addressed for the next phase.	Provide documentation of verification process used.		<u> </u> COG ENG
5	Radiological controls/equipment are adequate to move to the next phase.	Provide documentation of verification process used.		<u> </u> COG ENG

6	Criticality systems are operational.	Provide documentation of verification process used.		COG ENG
7	Seismic detection and shutdown systems are tested and are operational.	Provide documentation of verification process used.		COG ENG
8	Verification that glovebox conditions meet the CPS requirements for planned operations.	Provide documentation of verification process used.		COG ENG
9	Instrumentation is calibrated.	Provide documentation of verification process used.		COG ENG
10	Equipment repairs/modifications are complete.	Provide list of any repairs/modifications and provide documentation of verification.		COG ENG
11	Training and qualifications are complete and current.	Provide documentation of verification process used.		COG ENG
12	Required corrective actions are complete.	Provide list of corrective actions and documentation of verification process.		COG ENG
13	Operations and off shift emergency support is adequate.	Provide list of needs and document verification process.		COG ENG

14	All fissile material runs under the restart plan are complete, and the results satisfactory. The movement to the next phase is recommended	The checklist items for the next phase have been reviewed for adequacy and completeness.		<hr/> PPSL Mgr.
Hold Point #4	All fissile material runs conducted under the restart plan have been successfully completed, and the Manager, PPSL has recommended the commencement of unrestricted fissile material activities.	Verify that the documents supporting the completion of fissile material runs, procedural changes, etc have been completed, and the process is ready to proceed to unrestricted fissile material activities.		<hr/> F.R.Crawford

[illegible]