

# TOROIDAL ROTATION AND CORE ION CONFINEMENT WITH RF HEATING IN DIII-D

by

J.S. deGRASSIE, C.M. GREENFIELD, D.R. BAKER,  
K.H. BURRELL, Y.R. LIN-LIU, J. LOHR, T.C. LUCE, C.C. PETTY,  
R. PRATER, G.M. STAEBLER, W.W. HEIDBRINK,\* B.W. RICE,†  
T.K. MAU,‡ and M. PORKOLAB<sup>Δ</sup>

This is a preprint of a paper presented at the Twenty-Sixth European Physical Society Conference on Controlled Fusion and Plasma Physics, June 14-18, 1999 in Maastricht, The Netherlands, and to be published in *The Proceedings*.

\*University of California, Irvine, California.

†Lawrence Livermore National Laboratory, Livermore, California.

‡University of California, San Diego, California.

<sup>Δ</sup>Massachusetts Institute of Technology, Cambridge, Massachusetts.

Work supported by  
the U.S. Department of Energy  
under Contract Nos. DE-AC03-99ER54463,  
W-7405-ENG-48, and Grant No. DE-FG03-95ER54299

GA PROJECT 30033  
JULY 1999

## **DISCLAIMER**

**This report was prepared as an account of work sponsored by an agency of the United States Government. Neither the United States Government nor any agency thereof, nor any of their employees, make any warranty, express or implied, or assumes any legal liability or responsibility for the accuracy, completeness, or usefulness of any information, apparatus, product, or process disclosed, or represents that its use would not infringe privately owned rights. Reference herein to any specific commercial product, process, or service by trade name, trademark, manufacturer, or otherwise does not necessarily constitute or imply its endorsement, recommendation, or favoring by the United States Government or any agency thereof. The views and opinions of authors expressed herein do not necessarily state or reflect those of the United States Government or any agency thereof.**

## **DISCLAIMER**

**Portions of this document may be illegible in electronic image products. Images are produced from the best available original document.**

## Toroidal Rotation and Core Ion Confinement with RF Heating in DIII-D

J.S. deGrassie,<sup>1</sup> C.M. Greenfield,<sup>1</sup> D.R. Baker,<sup>1</sup> K.H. Burrell,<sup>1</sup> Y.R. Lin-Liu,<sup>1</sup>  
J. Lohr,<sup>1</sup> T.C. Luce,<sup>1</sup> C.C. Petty,<sup>1</sup> R. Prater,<sup>1</sup> G.M. Staebler,<sup>1</sup> W.W. Heidbrink,<sup>2</sup>  
B.W. Rice,<sup>3</sup> T.K. Mau,<sup>4</sup> and M. Porkolab<sup>5</sup>

<sup>1</sup>General Atomics, P.O. Box 85608, San Diego, California 92186-5698

<sup>2</sup>University of California, Irvine, California

<sup>3</sup>Lawrence Livermore National Laboratory, Livermore, California

<sup>4</sup>University of California, San Diego, California

<sup>5</sup>Massachusetts Institute of Technology, Cambridge, Massachusetts

Shear in the  $\mathbf{E} \times \mathbf{B}$  flow velocity can stabilize turbulent transport [1], and so it is of interest to understand the physics behind electric field generation and modification in the tokamak. In DIII-D the core radial electric field in many regimes is generated by flow velocities driven by momentum input from neutral beam injection (NBI). In a variety of conditions it is observed that direct electron heating is accompanied by a reduction in the NBI driven toroidal rotation velocity,  $U_\phi$ , and the ion temperature,  $T_i$ , primarily in the core,  $\rho < 0.5$  (where  $\rho$  is a radial coordinate of the normalized toroidal flux). This electron heating can be done with either electron cyclotron heating (ECH) or fast wave electron heating (FWEH). Both can be accompanied by the reduction in  $U_\phi$  and  $T_i$  [2-4]. Details of the parallel wavenumber ( $k_{||}$ ) spectrum of the launched rf do not seem to be important in either case for the effect to exist. Reductions are observed for EC waves launched with nonzero  $k_{||}$  for current drive or launched radially with  $k_{||} = 0$ ; and for FWEH with waves directed either co or counter, using the DIII-D four strap antennas [5]. This universality indicates that increased electron temperature,  $T_e$ , is increasing ion momentum and thermal transport, at least in the parameter regimes of these experiments. It is also possible that nonambipolar transport of resonantly heated particles is playing a role. To date, the great majority of the DIII-D experiments have been conducted with the rf target discharges driven by co-injected NBI.

The commonality of this reduction in  $U_\phi$  and  $T_i$  with direct electron heating is shown in Fig. 1. Data from four discharges are shown, the only difference being the details of rf electron heating. These particular discharges have co NBI applied early in the current ramp to create an inverted safety factor ( $q$ ) profile in the core, the so-called negative central shear regime on DIII-D [3]. At the time of rf application the discharge is still evolving so it is important to compare to a discharge without any rf power, the (O) data case in Fig. 1. One discharge has 1.4 MW of ECH resonant near the magnetic axis (●), and another the same ECH power resonant off axis at  $\rho \approx 0.35$  (◇). The 110 GHz EC wave is launched radially and heats at the second harmonic electron cyclotron resonance. The fourth discharge (—) has 1.7 MW of FWEH. FW damping is predominantly on electrons for this discharge in DIII-D.

The reduction in central rotation speed is shown in Fig. 1(a). It is strongest for the on axis ECH case with the largest rise in  $T_e(0)$  [Fig. 1(c)], but it is also significant for the off-axis case with little change in  $T_e(0)$ . FWEH raises  $T_e(0)$  more than off-axis ECH but is accompanied by a similar velocity reduction. The measured response in  $T_i(0)$  is shown in Fig. 1(b). The velocity and ion temperature measurements are made with charge exchange recombination spectroscopy of the ambient carbon impurity in DIII-D [6].  $T_e$  in Fig. 1(c) is measured with electron cyclotron emission radiometry [7], and also Thomson scattering.

There are conceivably numerous ways in which rf heating could affect the toroidal rotation of the discharge. In order to identify some straightforward mechanisms, consider a steady state one dimensional momentum transport equation for the main ions

$$\bar{\nabla} \cdot \left[ \chi_m \bar{\nabla} (nMV_\phi) \right] + F_\phi + J_p B_p - f_\phi = 0 \quad (1)$$

where the (small) charge exchange momentum damping has been neglected. Here,  $n$  is the bulk plasma ion density,  $M$  the ion mass,  $B_p$  the poloidal magnetic field,  $J_p$  a radial current

density,  $F_\phi$  the input NBI force density,  $f_\phi$  the frictional force on the main ions from other species, and  $\chi_m$  the momentum diffusivity. If  $\chi_m$  increases with  $T_e$ , that is if the viscous drag is enhanced, then  $U_\phi$  will be reduced. This could be due to an increase in the anomalous transport rate due to an increase in  $T_e/T_i$ , which is theoretically known to increase the growth rate of ion temperature gradient turbulence [8]. Or if a reduction in  $E_\rho$  reduces the  $\mathbf{E} \times \mathbf{B}$  shearing rate then the shear stabilizing influence is reduced and transport could increase.

Other possibilities for modifying  $U_\phi$  are suggested by Eq. (1). Radial nonambipolar current could result from resonant rf heating, creating a return current,  $J_\rho$ , in the bulk and applying a toroidal force to the bulk, which can be co or counter depending upon the details. C.S. Chang recently discussed this effect for ICRH [9]. The DIII-D FWEH parameters are selected to minimize ion absorption by operating at high ion cyclotron harmonic number, but some power absorption by fast beam injected ions has been observed in certain conditions [10]. Radial current from resonant electron heating should be much smaller, and it may be negligible. However, it is noted that fast ions generated by some mechanism have been reported in some ECH experiments [11,12]. For ICRH the bulk radial current  $J_\rho$  is driven by an opposite radial current of resonantly heated particles, so one must also include the mechanical momentum transfer from this resonant population via collisions,  $f_\phi$ . Depending upon the details of the orbits,  $f_\phi$  can largely cancel  $J_\rho B_\rho$  [13].

Another possibility is that the NBI drive,  $F_\phi$ , is in some way reduced by rf electron heating. Outward transport of beam ions before delivering the full momentum to the bulk would reduce  $F_\phi$ . Magnetic modes in the core are known to degrade fast ion confinement and it is possible that strong core electron heating is leading to such modes at levels difficult to detect.

Detailed transport analyses of such rf heated discharges on DIII-D are in progress to test the theoretical consistency of the modified transport explanation [3,14]. Shown in Fig. 2 are the momentum and thermal ion diffusivity profiles for the reference and ECH discharges from Fig. 1, at  $t = 1450$  ms (experimental data analysis done with TRANSP). Both ECH discharges show an increase in  $\chi_m$  and  $\chi_i$  throughout most of the interior, although the absolute levels are still small near the axis. Thus,  $U_\phi$  and  $T_i$  are reduced near the axis largely because of increases in diffusivity farther out and the commensurate decrease in gradients (electron transport analyses are ongoing, and are described in [3,14]).

It is becoming generally understood that shear in the  $\mathbf{E} \times \mathbf{B}$  velocity can reduce, or even eliminate, turbulent transport [1]. If the local shearing rate,  $\omega_{\mathbf{E} \times \mathbf{B}}$ , is greater than the local maximum modal growth

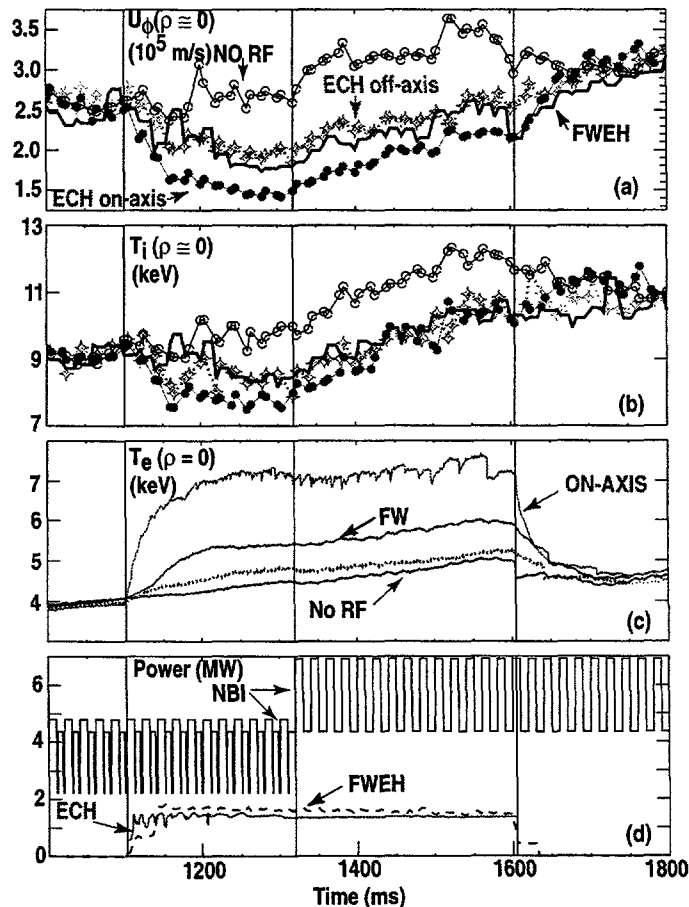


Fig. 1. (a) Toroidal velocity reduction with rf heating in three discharges; 96015 central ECH, 96013 off-axis ECH, 96002 FWEH (central electron heating), compared to 96010 with no rf heating. (b) and (c) central ion and electron temperatures for these discharges, and (d) auxiliary heating power; NBI common to all of these discharges. [ $I_p = 1.5$  MA,  $B_T = 2.0$  T,  $\bar{n}_e \sim 2 \times 10^{19}/m^3$  (evolving)]. FW power consists of 0.6 MW at 60 MHz ( $k_\perp/R_{ant} \approx 14$ ), and 1.1 MW at 83 MHz ( $k_\perp/R_{ant} \approx 18$ ).

rate,  $\gamma_{\max}$ , then one expects a reduction of turbulent transport at that location. For these discharges  $\omega_{E \times B}$  is calculated from the experimental profiles [15] and  $\gamma_{\max}(k)$  is calculated using a gyrokinetic stability code with non-circular, finite aspect ratio equilibria and full electromagnetic dynamics [16]. Results are shown in Fig. 3. In the region of  $k$  space typical of ion temperature gradient type modes,  $k < 10 \text{ cm}^{-1}$ , there is little change in the location of the stability boundary, where  $\omega_{E \times B} > \gamma_{\max}$ , with or without ECH. However, there is a qualitative agreement in that a reduction in  $\omega_{E \times B}$  accompanies ECH, thereby removing some of the shear stabilizing influence, although not falling below  $\gamma_{\max}$  in the interior. (We note that for this series of discharges the carbon level was abnormally high for DIII-D, with core  $Z_{\text{eff}} \sim 3$ , assuming carbon impurity. The carbon profiles are thus affecting the calculations of  $\gamma_{\max}$ , contributing to the relatively small change in  $\gamma_{\max}$ .)

In such NCS target discharges without sawteeth the central ion thermal confinement is good, with  $\chi_i$  below standard neoclassical predictions (Fig. 2). One might suspect that such good confinement is conducive to this rf slowing effect in that a small incremental increase in transport would be more readily manifested. However, reduction in  $U_\phi$  and  $T_i$  have also been observed with FW heating in non-NCS, sawtoothed discharges [4]. This particular series of experiments was carried out to investigate fast ion stabilization of sawteeth and it was concluded that the main resonance was with energetic D beam ions at the 4th harmonic [17]. Yet the data show no good correlation of the reduction in  $U_\phi$  with an enhancement in the measured D-D neutron rate, the latter used as a measure of the amount of rf ion absorption by D ions. This indicates that even in this ion absorption experiment the mechanism of nonambipolar radial transport of fast ions is not the primary cause of slowing in the toroidal rotation, as it is assumed that the strength of this current (and thus the size of the reduction) would be proportional to the amount of rf power absorbed by the resonant ions.

The present DIII-D data on rf slowing in co rotating target discharges are best organized by  $T_i/T_e$ , whether using ECH or FW heating. This is shown in Fig. 4 where we plot  $(U_{\phi 0}/U_{\phi 0 \text{ref}})$  versus  $[(T_{i0}/T_{e0})/(T_{i0}/T_{e0})_{\text{ref}}]$ . Here, ref indicates comparison at a specific time to an otherwise identical discharge without rf heating, or in some cases to the time in a discharge just before rf is applied. This database has 38 shots with multiple timeslices from a variety of experiments. The ECH data come from experiments with both radial ( $k_{\parallel}=0$ ) and current drive launch and with varying deposition location, from  $\rho \equiv 0$  to  $\rho \equiv 0.5$ , and with two

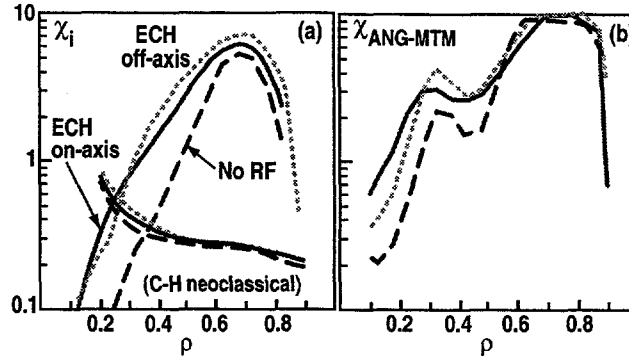


Fig. 2. Thermal (a) and angular momentum (b) diffusivities computed with TRANSP for the ECH discharges from Fig. 1, at  $t = 1450 \text{ ms}$ .

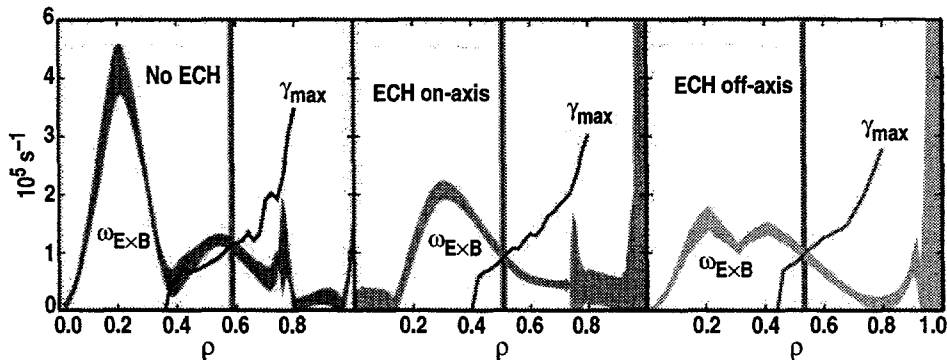


Fig. 3. Maximum theoretical long wavelength ( $k_y < 10 \text{ cm}^{-1}$ ) growth rate compared with the experimentally computed  $\omega_{E \times B}$  shearing rate for the ECH and reference discharges.

power levels. The FW data from the experiment on sawteeth have been averaged over the sawtooth period, which was as long as 200 ms for some cases. Most of the FW points are with  $k_{\parallel}$  in the direction of plasma current, and most are with 60 MHz, although some cases also have 83 MHz power. Some data are with FWEH induced slowing in an ECH experimental series (Fig. 1) and with ECH induced slowing in the sawtooth stabilization experiment, and also simultaneous heating methods in the latter. The cluster of points around (1,1), indicating small change, are largely due to comparisons between an rf and reference discharge at a time before rf is turned on, and are a measure of the discharge to discharge variance in these parameters. The correlation is better with  $T_i/T_e$  than with either  $T_e$  or  $T_i$  alone.

Although the ITG turbulence calculations have not yet shown a quantitative causality for an increase in core ion transport, the good correlation in Fig. 4 gives support for the enhanced transport model due to decreased  $T_i/T_e$ , at least in the momentum channel. Additionally, the data for FW heating with a fast ion resonance do not clearly indicate a  $J_p B_p$  effect, as there is poor correlation of the slowing with rf power absorbed by the ions.

To summarize, the DIII-D data at present indicate enhanced transport as the cause of the observed rf induced toroidal slowing in co-rotating target discharges, although there is not a definitive connection to the ion turbulence theoretical calculations as yet. Future DIII-D experiments will seek to eliminate, or support, some of the other mechanisms indicated by Eq. (1). It is important to expand the DIII-D data set with counter-rotating target discharges in order to better separate the effect of enhanced viscosity from that of a counter torque. Some preliminary data from such counter targets also indicate an enhanced transport (drag) due to electron heating.

This is a report of work supported by the U.S. Department of Energy under Contract Nos. DE-AC03-99ER54463, W-7405-ENG-48, and Grant No. DE-FG03-95ER54299.

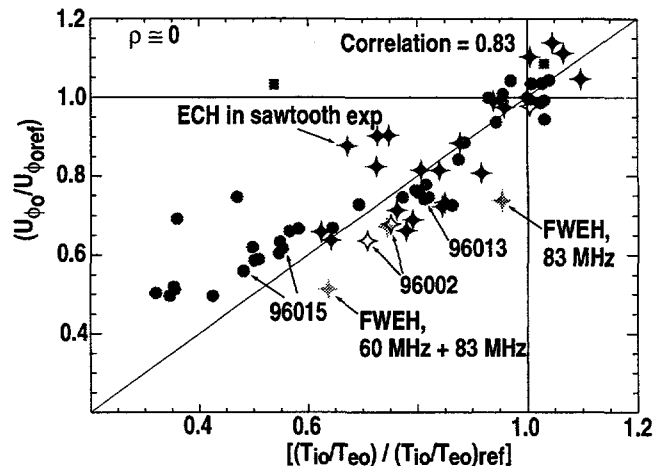


Fig. 4. Decrease in toroidal rotation versus decrease in  $T_i/T_e$ , at  $\rho \approx 0$ . Ratios are taken against a comparison case with no rf.

- [1] K.H. Burrell, Phys. Plasmas 4, 1499 (1997).
- [2] J.S. deGrassie, et al., Proc. 12th Top. Conf. on RF Power in Plasmas, Savannah, 93 (1997).
- [3] C.M. Greenfield, et al., Proc. 17th IAEA Fusion Energy Conf., Yokohama, 1998, to be published.
- [4] J.S. deGrassie et al, Proc. 13th Top. Conf. on RF Power in Plasmas, Annapolis, 1999, to be published.
- [5] R.I. Pinsker, et al., Proc. 17th IEEE/NPSS Symp. on Fusion Engineering, San Diego, California, Vol. 1 413 (1997).
- [6] P. Gohil, et al., Rev. Sci. Instrum. 70, 878 (1999).
- [7] M.E. Austin, et al., Rev. Sci. Instrum. 68, 480 (1997).
- [8] J.E. Kinsey, Nucl. Fusion 39, 539 (1999) and references therein.
- [9] C.S. Chang et al., Phys. Plasmas 6, 1969 (1999)
- [10] C.C. Petty, et al., Proc. 12th Top. Conf. on RF Power in Plasmas, Savannah, 225 (1997).
- [11] T.P. Goodman, et al., Proc. 25th EPS Conf. on Contr. Fusion and Plasma Phys., Prague, Vol. 22C, 225 (1998).
- [12] J.D. Evans, G.J. Morales, and R.J. Taylor, Phys. Rev. Lett, 69, 1528 (1992).
- [13] M.N. Rosenbluth and F.L. Hinton, Nucl. Fusion 36, 55 (1996).
- [14] G.M. Staebler, et al., Proc. 25th EPS Conf. on Contr. Fusion and Plasma Phys., Prague, Vol. 22C, 2006 (1998).
- [15] T.S. Hahm and K.H. Burrell, Phys. Plasmas 2, 1648 (1995).
- [16] M. Kotschenreuther, G. Rewold, and W.M. Tang, Comp. Phys. Comm. 88, 128 (1995), with geometry modified: R.E. Waltz and R.L. Miller, Bull. Am. Phys. Soc 43, 2001 (1998).
- [17] W.W. Heidbrink, et al., submitted to Nucl. Fusion.