

LEGIBILITY NOTICE

A major purpose of the Technical Information Center is to provide the broadest dissemination possible of information contained in DOE's Research and Development Reports to business, industry, the academic community, and federal, state and local governments.

Although a small portion of this report is not reproducible, it is being made available to expedite the availability of information on the research discussed herein.

Classified by 2511

MAR 05 1990

Alamos National Laboratory is operated by the University of California for the United States Department of Energy under contract W-7405-ENG-36

LA-UR--90-432

DE90 007624

TITLE: M51'S SPIRAL STRUCTURE

AUTHOR(S): S. Howard, SST-9
G. G. Byrd, University of Alabama, Tuscaloosa

SUBMITTED TO: Proceedings of Astrophysics Meeting, University of Alabama,
December 3-7, 1989

DISCLAIMER

This report was prepared as an account of work sponsored by an agency of the United States Government. Neither the United States Government nor any agency thereof, nor any of their employees, makes any warranty, express or implied, or assumes any legal liability or responsibility for the accuracy, completeness, or usefulness of any information, apparatus, product, or process disclosed, or represents that its use would not infringe privately owned rights. Reference herein to any specific commercial product, process, or service by trade name, trademark, manufacturer, or otherwise does not necessarily constitute or imply its endorsement, recommendation, or favoring by the United States Government or any agency thereof. The views and opinions of authors expressed herein do not necessarily state or reflect those of the United States Government or any agency thereof.

acceptance of this article, the publisher recognizes that the U.S. Government retains a nonexclusive, royalty-free license to publish or reproduce the published form of this contribution, or to allow others to do so, for U.S. Government purposes.

Los Alamos National Laboratory requests that the publisher identify this article as work performed under the auspices of the U.S. Department of Energy.

MASTER

Los Alamos

Los Alamos National Laboratory
Los Alamos, New Mexico 87545

DISTRIBUTION OF THIS DOCUMENT

M51's SPIRAL STRUCTURE

S. Howard, Los Alamos National Laboratory

G. G. Byrd, University of Alabama, Tuscaloosa

The M51 system (NGC 5194/5195) provides an excellent problem both in spiral structure and in galaxy interactions. We present an analytic study of a computer experiment on the excitation mechanisms for M51's spiral arms and whether or not a halo is important for these mechanisms. This work extends previous numerical studies of the M51 system by including self-gravitation in a two component disk: 'gas' and 'stars', and a dark halo. The analytic study provides two new observational constraints: the time ($\approx 70 - 84$ million years ago) and position angle of perigalacticon (300°). By using these constraints and a simple conic approximation, the search for the companion's possible orbit is greatly simplified. This requires fewer N-body simulations than a fully self-gravitating orbit search. Fig. 1 shows the dust lane spiral pattern of M51 overlaid on an optical photograph. The analytically determined direction of perigalacticon is indicated with a line.

We assume a mass distribution in M51 that reproduces the observed flat rotation curve (Tully, 1974). The density distribution of a finite Mestel (1963) disk produces a flat rotation curve without the addition of any other components. The Mestel disk can be embedded in an appropriate inert halo to provide stability against small perturbations. We use a finite Mestel disk with adjustable halo mass to disk mass ratio, \mathcal{H}/\mathcal{D} . We fit the photometry of Burkhead (1978) to the Mestel mass distribution to estimate a radius, R_{Mestel} , for the Mestel disk. We find $R_{Mestel} = 15.5$ kpc (distance = 9.6 Mpc). Schweizer (1977) observed NGC 5195 to have a $\Delta V_r = 110$ km/sec for the radial velocity difference between M51 and its companion. By assuming a luminosity mass for NGC 5195 he also found that the mass ratio of $\frac{NGC\ 5195}{NGC\ 5194}$ is 1/3 to 1/2. We use this value as a starting point for our simulations. Observations give an inclination between 10° and 20° for M51's disk. This tilt is too small to make any rectification necessary.

The original version of the code was written by Miller (1976, 1978) who used it to study the stability of disk galaxies. Sundelius, Thomasson, Valtonen and Byrd (1987) introduced two disk components which evolve simultaneously. One component begins 'cold', i.e., with no velocity dispersion. This will represent disk gas clouds seen in the optical and radio. The other component begins 'warm', i.e., with a velocity dispersion just equal to the critical value for stability against axisymmetric disturbances. This will represent old disk stars seen in the IR.

Each simulation time step = $1 \Delta T \approx \frac{2 \pi R_{Mestel} (kpc)}{31.4 V (km/s)} \cdot 10^9$ yrs where V is the rotation

curve velocity. For an $R_{Mestel} = 15.5$ kpc each time step is $\Delta T \approx 1.5 \cdot 10^6$ yrs.

We used a simple conic routine to obtain a family of orbits consistent with the analytic and observational constraints. We conducted an exhaustive set of simulations and compared the simulated galaxy with the M51 observations. We eliminated those orbits that did not produce the proper match. Orbits with eccentricities greater than 0.6 do not develop the inner structure in a timely fashion. Our best choice orbit has the current x, y position on the sky of the companion correct, the ΔV_r correct, the time since perigalacticon correct, and the azimuth of perigalacticon correct. The morphology matches M51's spiral pattern. We then varied $\frac{M_{companion}}{M_{M51}}$ from 0.1 to 0.5. $\frac{L_{companion}}{M_{M51}} = 0.1$ seems to work the best. This indicates that the companion may have an abnormal mass to luminosity ratio. By varying \mathcal{H}/\mathcal{D} from 0.0 to 11.0 we determine that these simulations constrain \mathcal{H}/\mathcal{D} to be between 1.0 and 3.0.

Our final set of orbit parameters is:

$$\begin{array}{lll} e = 0.1 & i = 50^\circ & a = 1.07 \cdot R_{Mestel} \\ \Omega = 280^\circ & \omega = 165^\circ & \nu = 280^\circ \\ R_{en} = 0.97 \cdot R_{Mestel} & M_{companion} = \frac{1}{10} M_{M51} & \mathcal{H}/\mathcal{D} = 1.0 \text{ to } 1.5 \end{array}$$

time step 119 \Rightarrow 70 million years since perigalacticon.

Fig. 2 shows the result from a run with $N_{total} = 180,000$, 30% gas. Both stars and gas are shown. Fig. 2a shows star particles. Fig. 2b shows gas particles. The time step is 125. The great number of particles strengthens all the features and also permits more particles to participate in the outermost features. The scales are not the same. The general agreement with Fig. 1 is good.

These simulations have no collisions among the gas clouds. As an extreme test of the effect of collisions, we ran a simulation with gas collisions using the same parameter set out to time step 119. Fig. 3 shows the results. This is a run with $N = 15,000$ (100% gas). The general results are the same. The direction towards perigalacticon is indicated with an arrow. Overlaid on this Figure are the dust lanes arms from Figure 1. The match is excellent.

The orbit is rather small, yet the success of the tidal arm match argues that this passage strongly disturbed a quiet disk. The latest radio observations (Rots, *et al.* 1990) of M51 are especially interesting. They may resolve this problem. Fig. 4 is a tracing of the observations from a figure in Rots, *et al.* (1990). The companion is marked with a large 'X'. Their HI observations show a long, curving arm that extends well away from the optical regions of the system. The dust lanes in Fig. 1 fit within the disk contours of Fig. 4. In Fig. 4 the far-side arm appears separate from the extended arm. Shown beneath Fig. 4 is a scaled to match copy of Fig. 3.

The clump north of the companion seen in Figure 4 appears in our 180,000 and 15,000 particle simulations (Figs. 2b, 3). We interpret the orbit we found as the osculating conic orbit to NGC 5195's path as it decays towards a final merger with M51. This decay will result from the gravitational interaction of the companion with the halo and disk of M51 and the tidal breakup of the companion itself by M51. Decay time estimates imply less than three orbits before the final merger. We speculate that the extended HI tail is a remnant of the previous disk crossing.

The grand design spiral structure in M51 appears to result from the recent (70 million years ago) passage of NGC 5195. The outer spiral arms behave like material arms, i.e., the gas clouds stay in the arms as the arm winds up. The inner spiral pattern behaves like a density wave triggered by the tidal arms, not directly by the companion. Collisions in the disk gas clouds are not *required* to produce the tidal arms. Instead, the tidal effect of the companion is the dominant driver of the gas. The simulations set limits to H/D from at least 1.0 and perhaps a bit larger.

We propose three regions/types of spiral 'structure' in M51: (1) the Rots *et al.* extended HI tidal arm; (2) the tidal arms from the most recent passage; (3) the inner excited density wave.

Acknowledgments. This work was supported in part by Cray Research Grant U-6 and by NSF/EPSCoR grant RII 8610069.

Bibliography

- Tully, R. B. (1974) *Astrophysical Journal Supplement*, **27**, 415.
- Rots, A. H., van der Hulst, J. M., Athanassoula, E., Crane, P. (1989) *Proceedings of the Heidelberg Conference on the Dynamics and Interactions of Galaxies*, Springer-Verlag, Berlin, Editor: R. Wielen, A. Toomre, in press.
- Miller, R. H. (1976). *J. Comput. Physics*, **21**, 400.
- Miller, R. H. (1978a) *Astrophysical Journal*, **223**, 811.
- Mestel, L. (1963) *Astrophysical Journal*, **126**, 553.
- Schweizer, F. (1977) *Astrophysical Journal*, **211**, 324.
- Sundelius, B., Thomasson, M., Valtonen, M., Byrd, G. G. (1987) *Astronomy and Astrophysics*, **174**, 67.
- Burkhead, M. S. (1978) *Astrophysical Journal Supplement*, **38**, 147.



FIG. 1

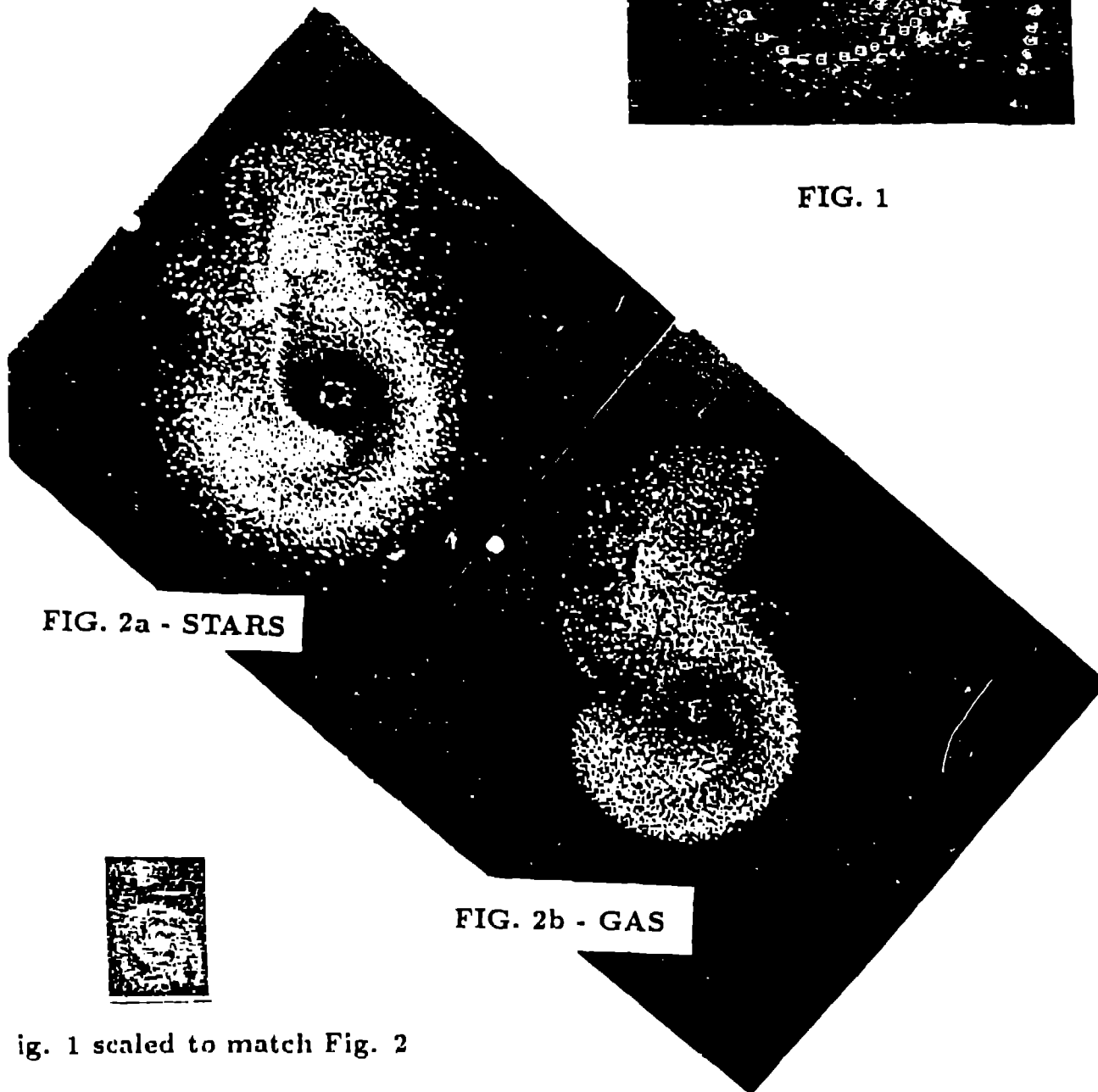


FIG. 2a - STARS



FIG. 2b - GAS

ig. 1 scaled to match Fig. 2

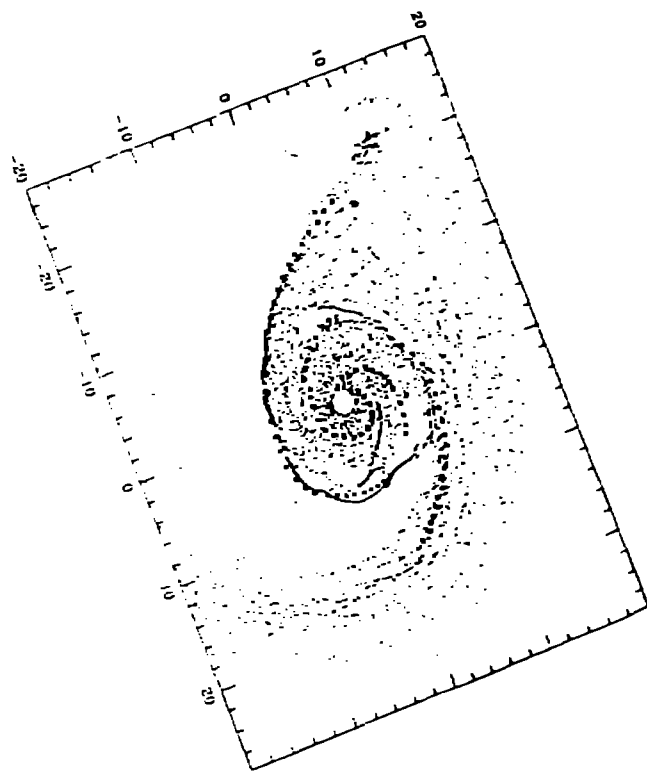


FIG. 3

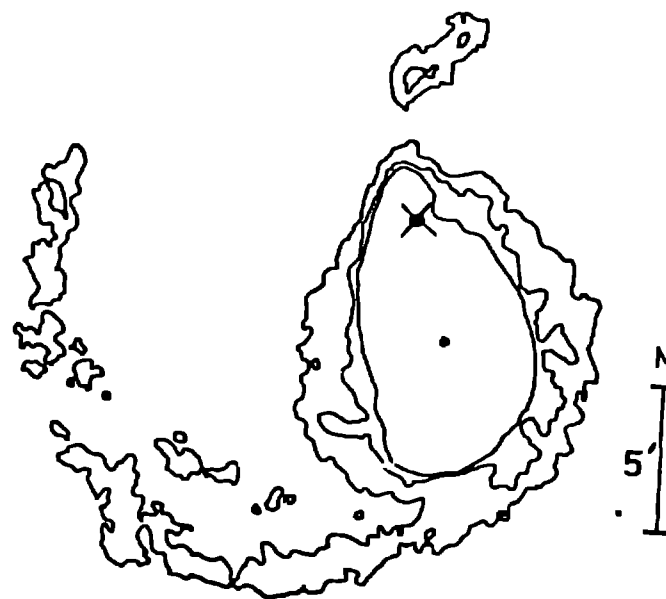


FIG. 4

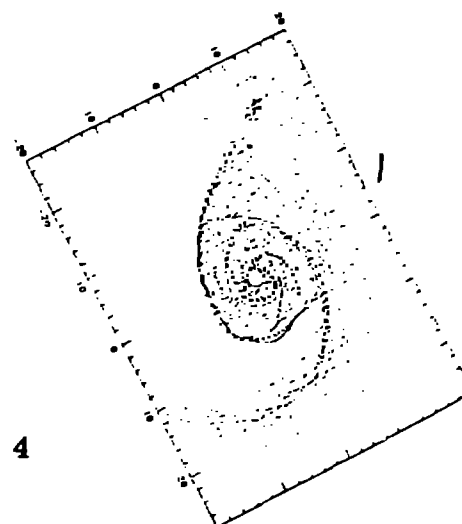


Fig. 3 scaled to match Fig. 4