



**Fermi National Accelerator Laboratory**

FNAL-TM--1664

DE90 012046

## **Guidelines for Structural Bolting in Accordance with the AISC Ninth Edition 'Manual of Steel Construction'**

Jeffrey L. Western  
*Fermi National Accelerator Laboratory*  
P.O. Box 500  
Batavia, Illinois 60510

June 6, 1990

### **DISCLAIMER**

This report was prepared as an account of work sponsored by an agency of the United States Government. Neither the United States Government nor any agency thereof, nor any of their employees, makes any warranty, express or implied, or assumes any legal liability or responsibility for the accuracy, completeness, or usefulness of any information, apparatus, product, or process disclosed, or represents that its use would not infringe privately owned rights. Reference herein to any specific commercial product, process, or service by trade name, trademark, manufacturer, or otherwise does not necessarily constitute or imply its endorsement, recommendation, or favoring by the United States Government or any agency thereof. The views and opinions of authors expressed herein do not necessarily state or reflect those of the United States Government or any agency thereof.



TM-1664  
June 6, 1990

**Guidelines for Structural Bolting  
in accordance with AISC Ninth Edition  
"Manual of Steel Construction"**

by: Jeffrey L. Western

**1. INTRODUCTION**

This paper specifies the usage of structural bolts in terms of their design, selection and application, in accordance with the the American Institute of Steel Construction (AISC) Ninth Edition. " Manual of Steel Construction ".

**2. GENERAL GUIDELINES**

**2.1** All bolts used shall have identification or grade marks as specified by the American Society for Testing and Materials (ASTM), the Society of Automotive Engineers (SAE), or the International Organization for Standardization (ISO), as identified by Industrial Fasteners Institute (IFI) guidelines. See the attached table "Properties of Steel Fasteners" for common fasteners.

**2.2** All structural bolting shall conform to the standard specifications as specified in AISC " Manual of Steel Construction ".

**2.3** Bolts not having identification shall not be used, unless material verification has been obtained.

**2.4** Preventative steps to alleviate corrosion shall be taken when bolts are exposed to corrosive environments.

**2.5** All bolts subjected to a fatigue loading shall be designed for such loads.

**2.6** Washers and nuts shall be of the same material as the bolting material, unless compatibility of different materials can be demonstrated.

### **3. STRUCTURAL BOLTING GUIDELINES**

**3.1** All structural bolting shall conform to the standard specifications as stated in AISC.

**3.1.1** Reference Sections:

- a) AISC Part 4; p. 4-3 thru p. 4-8. Bolts, Threaded Parts and Rivets.
- b) AISC Section J3; p. 5-71 thru p. 5-77.  
Specification: Bolts, Threaded Parts and Rivets.
- c) AISC Section C-J3; p. 5-165 thru p. 5-170.  
Commentary: Bolts, Threaded Parts and Rivets.
- d) AISC p. 5-263 thru p. 5-307. Specification for Structural Joints Using ASTM A325 or A490 Bolts.

**3.2** All bolts that are designated for support application shall follow AISC provisions for allowable, minimum, and maximum stresses.

**3.3** All bolts subjected to a fatigue loading shall be in accordance with AISC Appendix K Section K4; p. 5-106 thru p. 5-116.

**3.4** The minimum end distance from center of bolt hole shall be in accordance with AISC J3.9; p. 5-75 thru 5-77.

**3.5** The maximum edge distance shall not exceed provisions set in AISC Section J3.10; p. 5-77.

**3.6** All bolts shall be spaced in accordance with AISC J3.8; p. 5-75.

**3.7** The maximum size of fastener holes shall be specified by AISC J3.2; p. 5-71.

**3.8** A325 or A490 bolts, that are to be used within a friction or bearing type connection, shall have a minimum pretensioning force of  $.7F_u$  applied to them. See AISC Table J3.7; p. 5-77, Section M2.5; p. 5-88 and Section C-M2.5; p. 5-182. AISC provisions for friction shear connections only apply to high strength bolts (A325 and A490).

**3.9** Bolts that encounter extraneous loads or stresses such as eccentric shear, prying action, connection bearing stress, or block shear shall be designed under AISC guidelines.

**3.10** Bolts that are subjected to **tension** shall follow the following AISC code provisions. See AISC Table 1-B; p. 4-3.

- 3.10.1**  $F_t = P / A_g \leq .33F_u$  for allowable tensile stress in threaded fasteners and:
- 3.10.2**  $F_t = P / A_g \leq .60F_y$  for the allowable tensile capacity on the gross area of the bolt.
- 3.10.3** Reference Tables / Sections:
  - a) AISC Table 1; p. 5-117. Allowable stress in terms of  $F_y$ .
  - b) AISC Table 2; p. 5-118. Allowable stresses as a function of  $F_u$ .
  - c) AISC Table J3.2; p. 5-73. Allowable stress on fasteners.
  - d) AISC Table 1-A & 1-B; p. 4-3. Allowable stresses and loads on bolts and threaded fasteners.

**3.11** Bolts that are subjected to **shear** with a **bearing-type connection** shall follow AISC guidelines. See AISC Table 1-D; p. 4-5.

- 3.11.1**  $F_v = V / A_g \leq .17 F_u$  where bolts create a bearing-type connection and threads are in the shear plane.
- 3.11.2**  $F_v = V / A_g \leq .22 F_u$  where bolts create a bearing-type connection and threads are excluded from the shear plane.
- 3.11.3** Reference Table / Sections:
  - a) AISC Table 1-D; p. 4-5. Allowable shear load.
  - b) AISC Table J3.2; p. 5-73. Allowable stress on fasteners.
  - c) AISC Table 2; p. 5-118. Allowable stresses as a function of  $F_u$ .

**3.12** Bolts that are subjected to **shear** with a **friction-type connection** shall follow AISC "Structural Joints Using ASTM A325 or A490 Bolts" p. 5-263 thru p. 5-307.

- 3.12.1** Reference Tables / Sections:
  - a) AISC Section J3.2; p. 5-73. Allowable stress on fasteners.
  - c) AISC Section M2.5; p. 5-88. High-strength bolted construction assembly.

d) AISC Section C-M2.5; p. 5-182. Commentary:  
High-strength bolted construction assembly.

**3.13** Bolts that are subjected to **combined tension and shear** shall follow AISC Section J3.5; p. 5-72 thru 5-74. Bolts that are not identified in AISC Table J3.3; p. 5-74 shall adhere to the following:

**3.13.1**  $F_t \leq .43F_u - 1.8F_v \leq .33F_u$ ; for a connection where threads are in the shear plane.

**3.13.2**  $F_t \leq .43F_u - 1.4F_v \leq .33F_u$ ; for a connection where threads are excluded from the shear plane.

#### **3.14** Nomenclature

**T** - denotes the tension force (lbs or kips) on the bolt.

**V** - denotes the shear force (lbs or kips) on the bolt.

**A<sub>g</sub>** - denotes the gross area (in<sup>2</sup>) of the bolt based on the nominal diameter of the bolt.

**F<sub>u</sub>** - denotes the specified minimum tensile stress (psi or ksi) of the type of steel or fastener being used.

**F<sub>y</sub>** - denotes the specified minimum yield stress (psi or ksi) of the type of steel being used.












**F<sub>v</sub>** - denotes the shear stress (psi or ksi) applied to the bolt.

**F<sub>t</sub>** - denotes the tensile axial stress (psi or ksi) applied to the bolt.

## **4. INTENDED USAGE**

This paper is intended to give the engineer an understanding of structural bolting as specified by the AISC code. This paper is not intended to be a substitute for the AISC code, but rather a guide to locate specific requirements in the code.

## PROPERTIES OF STEEL FASTENERS

IDENTIFICATION GRADE MARK	SPECIFICATION	FASTENER DESCRIPTION	NOMINAL SIZE RANGE (IN)	MECHANICAL PROPERTIES		
				PROOF LOAD (psi)	YIELD STRENGTH MIN (psi)	TENSILE STRENGTH MIN (psi)
 NO GRADE MARK	ASTM A307 Grades A&B	BOLTS, SCREWS, STUDS	1/4 THRU 4			60,000
	SAE J429 Grade 5	BOLTS, SCREWS, STUDS	1/4 THRU 1 OVER 1 THRU 1-1/2	85,000 74,000	92,000 81,000	120,000 105,000
	ASTM A449		1/4 THRU 1 OVER 1 THRU 1-1/2 OVER 1-1/2 THRU 3	85,000 74,000 55,000	92,000 81,000 58,000	120,000 105,000 90,000
	SAE J429 Grade 5.1	SEMS	NO. 6 THRU 3/8	85,000		120,000
	SAE J429 Grade 5.2	BOLTS, SCREWS, STUDS	1/4 THRU 1	85,000	92,000	120,000
	ASTM A325 Type 1	HIGH STRENGTH STRUCTURAL BOLTS	1/2 THRU 1 1-1/8 THRU 1-1/2	85,000 74,000	92,000 81,000	120,000 105,000
	ASTM A325 Type 2		1/2 THRU 1	85,000	92,000	120,000
	ASTM A325 Type 3		1/2 THRU 1 1-1/8 THRU 1-1/2	85,000 74,000	92,000 81,000	120,000 105,000
	SAE J429 Grade 7	BOLTS, SCREWS	1/4 THRU 1-1/2	105,000	115,000	133,000
	SAE J429 Grade 8	BOLTS, SCREWS, STUDS	1/4 THRU 1-1/2	120,000	130,000	150,000
	ASTM A354 Grade 8D					
 NO GRADE MARK	SAE J429 Grade 8.1	STUDS	1/4 THRU 1-1/2	120,000	130,000	150,000
	ASTM A490	HIGH STRENGTH STRUCTURAL BOLTS	1/2 THRU 1-1/2	120,000	130,000	150,000 MIN 170,000 MAX