

CONF-801173--1



Lawrence Berkeley Laboratory

UNIVERSITY OF CALIFORNIA

ENERGY & ENVIRONMENT DIVISION


Invited paper presented at the Department of
Energy/Advanced Environmental Control Technology
Program, Morgantown, WV, November 6-7, 1980

REACTIONS OF SULFITE AND NITRITE IONS IN AQUEOUS
SOLUTIONS

S.G. Chang

November 1980

MASTER



Prepared for the U.S. Department of Energy under Contract W-7405-ENG-48

DISTRIBUTION OF THIS DOCUMENT IS UNLIMITED

DISCLAIMER

This report was prepared as an account of work sponsored by an agency of the United States Government. Neither the United States Government nor any agency thereof, nor any of their employees, makes any warranty, express or implied, or assumes any legal liability or responsibility for the accuracy, completeness, or usefulness of any information, apparatus, product, or process disclosed, or represents that its use would not infringe privately owned rights. Reference herein to any specific commercial product, process, or service by trade name, trademark, manufacturer, or otherwise does not necessarily constitute or imply its endorsement, recommendation, or favoring by the United States Government or any agency thereof. The views and opinions of authors expressed herein do not necessarily state or reflect those of the United States Government or any agency thereof.

DISCLAIMER

Portions of this document may be illegible in electronic image products. Images are produced from the best available original document.

LEGAL NOTICE

This book was prepared as an account of work sponsored by an agency of the United States Government. Neither the United States Government nor any agency thereof, nor any of their employees, makes any warranty, express or implied, or assumes any legal liability or responsibility for the accuracy, completeness, or usefulness of any information, apparatus, product, or process disclosed, or represents that its use would not infringe privately owned rights. Reference herein to any specific commercial product, process, or service by trade name, trademark, manufacturer, or otherwise, does not necessarily constitute or imply its endorsement, recommendation, or favoring by the United States Government or any agency thereof. The views and opinions of authors expressed herein do not necessarily state or reflect those of the United States Government or any agency thereof.

DISCLAIMER

This book was prepared as an account of work sponsored by an agency of the United States Government. Neither the United States Government nor any agency thereof, nor any of their employees, makes any warranty, express or implied, or assumes any legal liability or responsibility for the accuracy, completeness, or usefulness of any information, apparatus, product, or process disclosed, or represents that its use would not infringe privately owned rights. Reference herein to any specific commercial product, process, or service by trade name, trademark, manufacturer, or otherwise, does not necessarily constitute or imply its endorsement, recommendation, or favoring by the United States Government or any agency thereof. The views and opinions of authors expressed herein do not necessarily state or reflect those of the United States Government or any agency thereof.

REACTIONS OF SULFITE AND NITRITE IONS IN AQUEOUS SOLUTIONS

S.G. Chang

Lawrence Berkeley Laboratory
University of California
Berkeley, California 94720

I. Introduction

Lime/limestone scrubbers represent the current generation technology for power plant flue gas desulfurization (FGD). The important chemical reactions that take place after dissolution of flue gas in an aqueous lime/limestone slurry must be identified so that a scrubber with better performance and reliability can be constructed. Because power plant flue gas contains hundreds of ppm of both SO_2 and NO_x , it is essential to understand the chemistry between SO_2 and NO_x in aqueous solutions. This scientific understanding could also shed some light for the development of a wet simultaneous desulfurization and denitrification process based on the addition of reagents/additives to the existing lime or limestone FGD scrubbers.

We have reviewed the literature¹⁻⁵ and found that many concurrent and consecutive chemical reactions can occur as a result of the interaction between NO_x and SO_2 in liquid water. The kinetics and mechanisms of these reactions have not been fully characterized. Nevertheless, it has been demonstrated that the products of the reaction depend on the concentrations of reactants, temperature, and acidity of the solution. For example, sulfuric acid is produced and NO_x is regenerated in the well-known lead chamber process¹ where the reaction is carried out at very low pH and high concentrations of reactants; while species such as N_2O , hydroxylamine sulfonates, amine sulfonates, and sulfuric

Jey

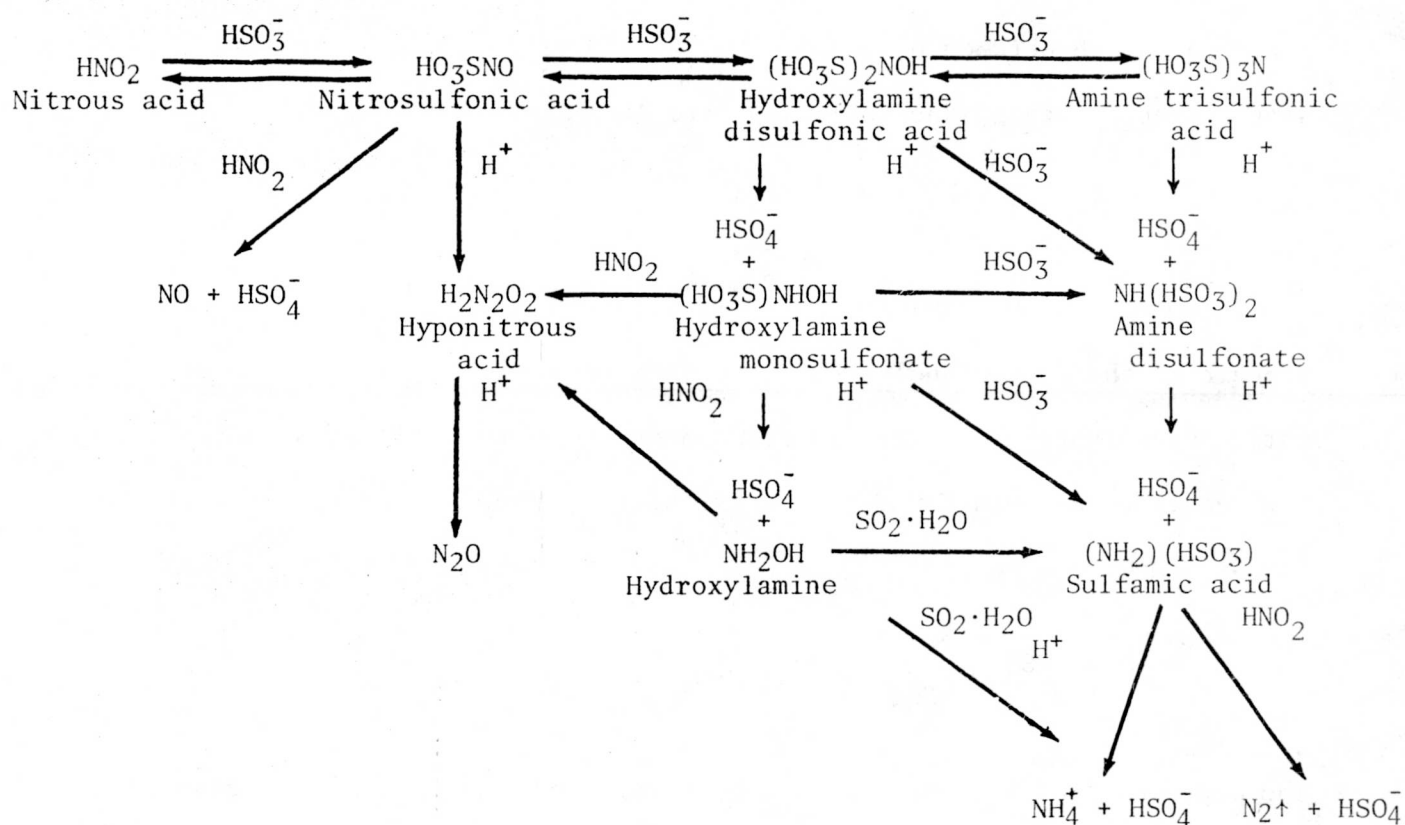
acids are produced²⁻⁵ if the reaction takes place in a slightly acidic or neutral solution.

Nitrous (III) and nitric (V) acids are produced in the aqueous phase after nitrogen oxides are absorbed into liquid water, and sulfite/bisulfite ions (IV) are formed if SO_2 dissolves in water. This paper reviews the kinetic studies of reactions that can take place as a result of interactions between sulfite/bisulfite ions S(IV) and nitrite ions (III) and presents the result of model calculations that give the concentration profile of species produced in this system as a function of reaction time. The effect of temperature, pH, and concentrations of reactant are shown.

II. Review of Previous Kinetic Studies

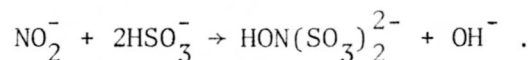
Nitrous acid and sulfite react to form nitrosulfonic acid, which then continues along one or more of three reaction paths:

1. Further sulfonation to produce hydroxylamine disulfonate and amine trisulfonate. These can hydrolyze to form sulfuric acid and reduced nitrogen species. The latter can undergo further reaction with bisulfite and nitrite.
 2. Hydrolysis to form sulfuric acid and hyponitrous acid. The latter decomposes to produce nitrous oxide.
 3. Reaction with nitrous acid to yield sulfuric acid and nitric oxide.
- The extent to which these three different paths will contribute to the system depends on the pH, temperature, and concentration of nitrite and sulfite species. It is believed that process 1 favors a neutral or mildly acidic solution; processes 2 and 3 are expected to become increasingly important as the pH of the solution decreases. A summary of reactions that can take place as a result of interaction between sulfite and nitrite ions is shown in the following reaction scheme:



The kinetic information of reactions involved in this system is outlined below.

Formation of hydroxylamine disulfonate by reaction of nitrous acid with bisulfite ion. Hydroxylamine disulfonate (HADS) is formed according to the following net reaction:



The kinetics of this reaction was first studied (at pH between 5 and 7) by Seel and Degener⁶ over two decades ago. They found two concurrent processes for the HADS production as summarized by the following rate law:

$$\frac{d[\text{HADS}]}{dt} = k_{1a} [\text{H}^+]^2 [\text{NO}_2^-] + k_{1b} [\text{H}^+] [\text{NO}_2^-] [\text{HSO}_3^-]. \quad (1)$$

Yamamoto and Kaneda⁷ identified the same two processes. However, they found that the first term was really a combination of both general acid and acetic

acid specific catalyzed reactions. Seel and Knorre⁸ later investigated this reaction (at pH between 6.13 and 6.92) and interpreted their results as a single process having the following rate law:

$$\frac{d[\text{HADS}]}{dt} = \frac{k_{2a} [\text{NO}_2^-] [\text{HSO}_3^-]^2}{1 + k_{2b} [\text{SO}_3^{2-}]} \quad (2)$$

Because of the discrepancies between these results, we have undertaken a systematic investigation⁴ of this reaction over the pH range between 4.5 and 7. The reaction has been found to consist of two concurrent processes. The rate law was shown as

$$\frac{d[\text{HADS}]}{dt} = k_{3a} [\text{H}^+] [\text{NO}_2^-] [\text{HSO}_3^-] + k_{3b} [\text{NO}_2^-] [\text{HSO}_3^-]^2 \quad (3)$$

The dependence of k_{3a} and k_{3b} on temperature and ion strength was also studied:

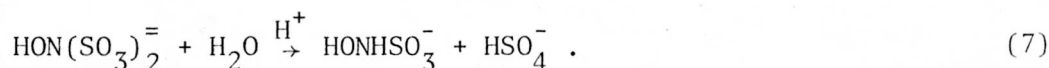
$$k_{3a} = 3.7 \times 10^{12} e^{-6100/T} \text{ liter}^2/\text{mole}^2\text{-sec} \quad (a)$$

$$k_{3b} = 9.0 \times 10^{-4} e^{2.1\sqrt{\mu}} \text{ liter}^2/\text{mole}^2\text{-sec} \quad (b)$$

The following reaction mechanism was suggested:



Hydrolysis of hydroxylamine disulfonate (HADS). HADS hydrolyzes to give hydroxylamine monosulfonate (HAMS) and sulfates:



The rate and mechanism of this hydrolysis was performed by Naiditch and Yost.⁹

These authors found that hydrolysis is catalyzed by acid as well as water, but the effect of water is much less than that of acid. The rate equation can be expressed as

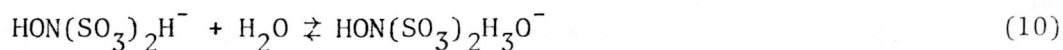
$$-\frac{d[\text{HADS}]}{dt} = \left\{ k_{8a} [\text{H}^+] + k_{8b} [\text{H}_2\text{O}] \right\} [\text{HON}(\text{SO}_3)_2^-] \quad (8)$$

k_{8a} and k_{8b} are respectively the rate constants for acid- and water-catalyzed reactions. At zero ionic strength:

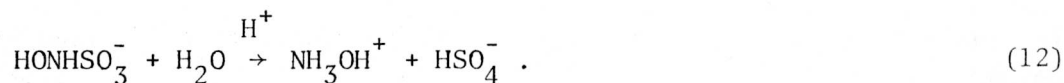
$$k_{8a} = 2.1 \times 10^{11} e^{-17600/RT} \text{ liter/mole-sec} \quad (c)$$

$$k_{8b} = 1.67 \times 10^{11} e^{-23000/RT} \text{ sec}^{-1} \quad (d)$$

The proposed mechanism assumes that the ion $\text{HON}(\text{SO}_3)_2\text{H}^-$ forms a reaction complex with water. The overall rate is determined by the rate at which the complex is converted into the hydrolytic products:



Hydrolysis of hydroxylamine monosulfonate (HAMS). HAMS hydrolyzes in acidic solution, but at a much slower rate than that of HADS.⁹ The hydrolysis of HAMS produced hydroxylamine (HA) and sulfates:



The rate equation may be assumed to be

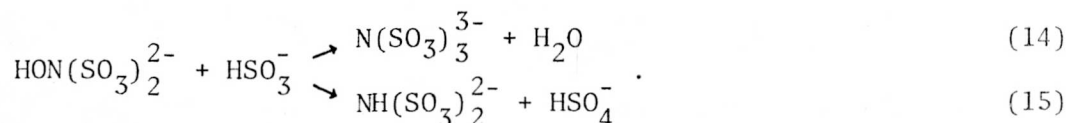
$$-\frac{d[\text{HAMS}]}{dt} = k [\text{HONHSO}_3^-] [\text{H}^+] \quad (13)$$

The rate constant was not determined; however, an upper limit can be obtained from the result of Naiditch and Yost⁹:

$$k \leq 2.65 \times 10^{11} e^{-19500/RT} \text{ liter/mole-sec} , \quad (e)$$

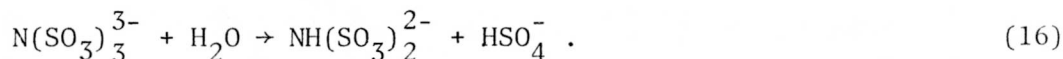
at an ionic strength $\mu = 0.01 \text{ M}$.

Sulfonation of hydroxylamine disulfonate. Seel et al.¹⁰ studied the reaction between HADS and bisulfite and found that this reaction produced about 70% aminetrisulfonate (ATS) and 30% aminedisulfonate (ADS) in the temperature range from 25 to 60°C, with reaction times ranging up to 4.5 hr at a pH of 7. The reaction proceeds according to Eqs. (14) and (15):



(15)

Aminedisulfonate can also be formed through the hydrolysis of hydroxylamine trisulfonate:



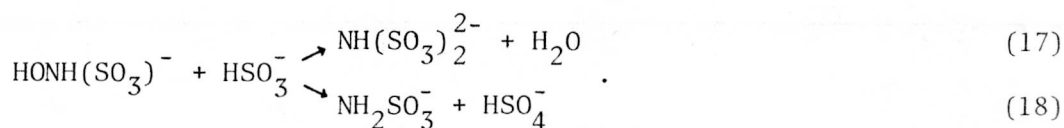
The rate of disappearance of HADS can be expressed as

$$-\frac{d[\text{HADS}]}{dt} = A e^{-\Delta E_a/RT} [\text{HON}(\text{SO}_3)_2^{2-}] [\text{HSO}_3^-] , \quad (f)$$

where $A = 7.2 \times 10^9 \text{ liter/mole-sec}$, and $\Delta E_a = 18.0 \text{ kcal/mole}$. This rate equation indicates that the rate determining step is reaction 14 and/or 15, while Eq. (16) is a fast reaction; and the activation energy determined is a weighted value of reactions 7, 8, and 9, leading to the formation of a mixture of products.

Yamamoto and Kaneda⁷ measured the rate of formation of ATS and obtained an identical rate equation with $A = 3.4 \times 10^{10} \text{ liter/mole-sec}$, and $\Delta E_a =$

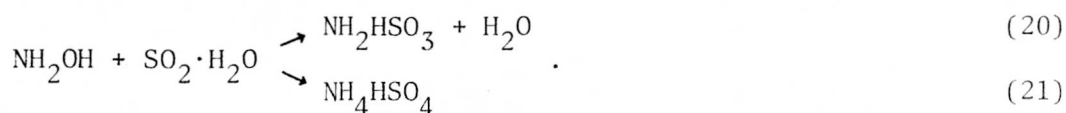
Sulfonation of hydroxylamine monosulfonate (HAMS). According to Seel et al.,¹⁰ the reactions between HAMS and bisulfite are branched ones (Eqs. 17 and 18), producing about 70% aminedisulfonate (ADS) and 30% sulfamate (SAM) in the temperature range 25-60°C, with reaction times ranging up to 12 hr at a pH of 7:


$$\text{NH}(\text{SO}_3)_2^{2-} + \text{H}_2\text{O} \rightarrow \text{NH}_2\text{SO}_3^- + \text{HSO}_4^- \quad (19)$$
$$-\frac{d[\text{HAMS}]}{dt} = A e^{-\Delta E_a/RT} [\text{HONH}(\text{SO}_3)^-] \quad , \quad (\text{g})$$

Sulfonation of hydroxylamine (HA). Sisler and Audrieth¹¹ studied the formation of sulfamic acid by the reaction of hydroxylamine with sulfur dioxide in an aqueous solution and proposed that the reaction mechanism involved coordination between NH_2OH and SO_2 molecules with subsequent rearrangement to sulfamic acid. The kinetics of this reaction was investigated by Brackman and Higginson¹² at room temperature. They found that in addition to sulfamic acid, trace amounts of ammonium bisulfate were also formed and that the percentage of ammonium bisulfate produced appeared to be independent of pH. Fraser¹³ and Gomiscek et al.¹⁴ studied the kinetics of this reaction as a

function of temperature. The kinetic studies by both Brackman and Higginson¹² and Fraser¹³ were performed by monitoring the rate of disappearance of total sulfite during the course of the reaction, while Gomiscek et al.¹⁴ studied this reaction by monitoring the rate of disappearance of total hydroxylamine.

This reaction can be expressed as



(21)

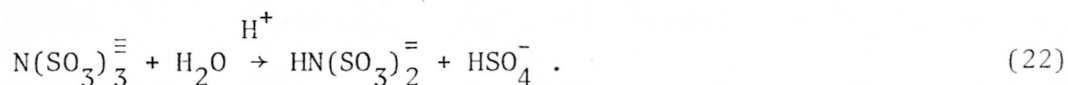
The rate law can be written as

$$-\frac{d[\text{HA}]}{dt} = (k_{20} + k_{21}) [\text{NH}_2\text{OH}] [\text{SO}_2 \cdot \text{H}_2\text{O}] \quad (h)$$

The enthalpy and entropy of activation for the formation of sulfamic acid and ammonium bisulfate are:

	Sulfamic acid		Ammonium bisulfate	
	$\Delta H_{20}^=$ (kcal/mole)	$\Delta S_{20}^=$ (e.u)	$\Delta H_{21}^=$ (kcal/mole)	$\Delta S_{21}^=$ (e.u)
Fraser ¹³	10.9	-16	1	-56
Gomiscek et al. ¹⁴	13.4	- 6.1	3	-45.8

Hydrolysis of aminetrisulfonate (ATS). The hydrolysis of potassium aminetrisulfonate has been studied by Sisler and Audrieth¹¹ at 25, 40, 67, and 100°C. They found that this reaction (Eq. 22) is acid catalyzed and that the ATS was rapidly converted into aminedisulfonate and sulfates even in a neutral solution and at 25°C:

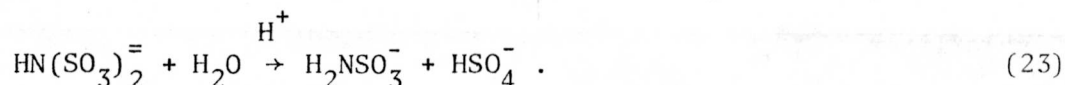


The rate equation may be written as

$$-\frac{d[\text{ATS}]}{dt} = k_{22} [\text{N}(\text{SO}_3)_3^-] [\text{H}_3\text{O}^+] . \quad (\text{i})$$

The rate constant has not been determined however.

Hydrolysis of amine disulfonates (ADS). ADS hydrolyzes irreversibly and quantitatively to form sulfamate (SFM) and sulfates according to Eq. (23)¹⁵⁻¹⁷:



The rate of the acid-catalyzed reaction has been studied¹⁷ over the temperature range 25-45°C. The results at constant ionic strength conform to the rate equation:

$$-\frac{d[\text{ADS}]}{dt} = k_{23} [\text{HN}(\text{SO}_3)_2^-] [\text{H}^+] . \quad (\text{j})$$

The variation of the rate constant k_{23} at zero ionic strength with temperature is described by the equation

$$k_{23} = 2.54 \times 10^{14} e^{-23500/RT} \text{ liter/mole-sec} .$$

The relatively large value of the frequency factor was explained on the basis of a large positive entropy ($\Delta S^\ddagger = 21.3 \text{ e.u.}$) of formation of the activated complex due to its electrostatic interaction with the solvent.

The dependence of the specific rate constant on ionic strength at 25°C, based on the Brønsted-Debye-Hückel theory,¹⁸ (k) was studied.

$$\log_{10} k_{23} = \log_{10} k_{23}^\circ + \frac{2Az_1z_2\mu^{1/2}}{1 + \mu^{1/2}} + \beta\mu , \quad (\text{k})$$

where $A = 0.5065$, $z_1z_2 = -2$, and $\beta\mu = +0.092$.

The uncatalyzed hydrolysis was found to have an undetectable rate compared to the rate of the acid-catalyzed reaction.

The ionization constant for reaction 23,



in a sodium chloride solution at an ionic strength of 1.0 at 25°C is 3.2×10^{-9} mole/liter.

Hydrolysis of sulfamate (SAM). The kinetics of hydrolysis of sulfamate ion was investigated by Maron and Berens¹⁹ (in dilute acid at 80-98°C) and by Candlin and Wilkins²⁰ (in 10^{-3} M to 6 M perchloric acid at 95°C). A reaction mechanism involving a pre-equilibrium between sulfamate ion and sulfamic acid (Eq. 24), followed by slow hydrolysis of the acid (Eq. 25), was proposed:



The rate equation can be expressed as

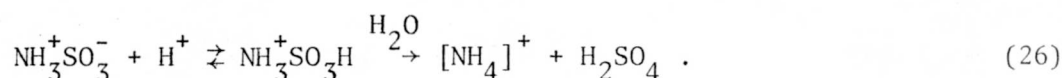
$$-\frac{d[\text{SAM}]}{dt} = \frac{k[\text{H}^+]}{K + [\text{H}^+]} [\text{NH}_2\text{SO}_3^- + \text{NH}_2\text{SO}_3\text{H}] , \quad (1)$$

where $k = 2.3 \times 10^{-4} \text{ sec}^{-1}$ at 95°C, and K is the ionization constant of sulfamic acid, which has been determined by E.M.F.²¹ and conductance²² measurements. A relationship, $-\log K = (3792.8/T) - 24.122 + 0.041544 T$, has been deduced from the measurements between 10 and 50°C ($K = 0.1$ mole/liter at 25°C, and 0.266 at 95°C).

The energies and entropies of activation determined by Maron and Berens¹⁹ (30.5 kcal/mole and 9.7 u.e.) include the energy and entropy of formation of sulfamic acid (i.e., both reactions 24 and 25). The latter values can be

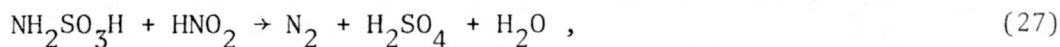
estimated from the data of King and King²¹ as +0.9 kcal/mole and +9 e.u., and this will mean values for the energy and entropy of activation of hydrolysis of sulfamic acid (Eq. 25) of 29.6 kcal/mole and 0.7 e.u. respectively, which are in good agreement with those determined by Candlin and Wilkins²⁰ (29.7 kcal/mole and 3.2 e.u.).

In addition to the A 1 acid-catalyzed decomposition of sulfamate ion, proposed by Maron and Berens¹⁹ and Candlin and Wilkins,²⁰ Hughes and Lusty²³ present evidence that an additional A 2 path involving sulfamic acid (Eq. 26) also occurs:

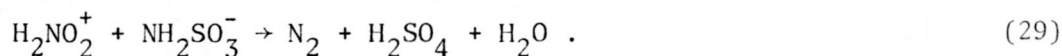


This mechanism would predominate or occur exclusively above 2 M perchloric acid.

Reaction of sulfamic acid with nitrous acid. A kinetic study of the reaction of sulfamic acid with nitrous acid (Eq. 27) by Hughes²⁴ revealed that the mechanism



at acidities less than 0.248 M, proceeded according to reactions 28 and 29:



The protonated nitrous acid species reacts with sulfamate ion in a slow step. The rate equation can be written as

$$-\frac{d[\text{HNO}_2]}{dt} = k_{29} [\text{H}^+] [\text{HNO}_2] [\text{NH}_2\text{SO}_3^-] . \quad (m)$$

At an ionic strength $\mu = 0.25$ M, k_{29} is 170, 667, 1130, and 2040 liter² mole⁻² sec⁻¹ at 0, 18, 25, and 34.5°C respectively. This temperature dependence study reveals that $\Delta S^\ddagger = -6.6$ e.u., and $\Delta H^\ddagger = 11.3$ kcal/mole.

In the acid range 0.25-3 M, a second pathway emerges in which H_2NO_2^+ attacks sulfamic acid. As the concentration of sulfamate ion becomes very small at these higher acidities, so the reaction with sulfamic acid will become more important although sulfamate ion is more reactive than sulfamic acid. The two mechanisms are operating side by side, with an increase of acidity favoring the reaction through sulfamic acid.

Many more reactions are known to take place in this system in addition to those discussed above. However, their kinetics and mechanisms have not been well characterized. Some of these reactions are:

1. Formation of hyponitrous acid ($\text{H}_2\text{N}_2\text{O}_2$) from the acid-catalyzed hydrolysis of nitrosulfonic acid
2. Reaction of nitrosulfonic acid with nitrous acid to form sulfates and liberate NO
3. Production of hyponitrous acid and sulfates from the reaction of hydroxylamine monosulfonate with nitrous acid
4. Reaction of hydroxylamine with nitrous acid to yield hyponitrous acid or N_2O
5. Reaction of hyponitrous acid with nitrous acid to form nitric acid and N_2 .

III. Chemical Kinetics Modeling

The concentration profiles of HADS, HAMS, HA, ATS, ADS, SAM, NH_4^+ , N_2 , and sulfate as a function of time resulting from the reaction of sulfite and nitrite ions in aqueous solutions was calculated at various conditions (Figs. 1-6). A CHEMK software package developed by Systems Applications, Inc., of

San Rafael, California, was used for this computation. Three different initial SO_2 and NO_x concentrations were considered (in ppm): 1000, 450, and 50; 1000, 250, and 250; 2000, 250, and 250 respectively for SO_2 , NO, and NO_2 . Calculations were carried out at two different temperatures (55 and 25°C) and three different pH's (3, 5, and 7). The pH of the solution was assumed to be constant throughout the reaction. Table 1 lists elementary reactions considered and rate constants used. The following additional assumptions were made in this calculation:

1. Gas dissolution and liberation rates are much larger than chemical reaction rates.
2. Any reaction involving HNO_3 , $\text{NO}(\ell)$, $\text{NO}_2(\ell)$, $\text{N}_2\text{O}_3(\ell)$, and $\text{N}_2\text{O}_4(\ell)$ is neglected.
3. The equilibrium is maintained all the time for the following reaction pairs: 3, 4; 10, 11; 12, 13; 14, 15; and 16, 17. The rate constant of these 10 reactions was adjusted to satisfy the equilibrium condition.
4. Oxidation of NO to NO_2 (both in gas phase and aqueous solution) is discounted.

Figures 1-4, 5, and 6 show the time-resolved concentration of species in a batch reactor at various pH's, temperatures, and initial partial pressures of SO_2 and NO_x for the first 2 and 24 hours respectively. The gas to liquid ratio (G/L) is 75. Figure 1 (at $P_{\text{SO}_2} = 1000$, $P_{\text{NO}} = 450$, and $P_{\text{NO}_2} = 50$ ppm, pH = 5, and $T = 328^\circ\text{K}$) demonstrated that the removal efficiency of NO is only about 10%, although NO_2 can be removed nearly completely. This is because NO alone cannot be converted into nitrous acid. The major product is HADS within the initial 1-1/2 hr; the concentrations of HAMS and sulfate increase while that of HADS decreases as the reaction time continues. If the reaction is allowed to continue, the final products will be NH_4^+ , N_2 , and sulfate.

Because we disregard the reaction of HAMS and HA with HNO_2 and the hydrolysis of nitrosulfonic acid, no N_2O is formed.

The effect of the oxidation of NO to NO_2 on the reaction is illustrated in Fig. 2 ($P_{\text{SO}_2} = 1000$, $P_{\text{NO}} = P_{\text{NO}_2} = 250$ ppm, $\text{pH} = 5$, and $T = 328^\circ\text{K}$). The result indicates enormous improvement in NO_x removal efficiency. The concentration of HADS, HAMS, ATS, etc., species is larger (compared to Fig. 1) because of the larger concentration of nitrite/nitrous acid in the solution. By the same token, HSO_3^- is consumed at a larger rate.

The effect of the pH of the solution on the reaction is shown in Fig. 3 ($P_{\text{SO}_2} = 1000$, $P_{\text{NO}} = P_{\text{NO}_2} = 250$ ppm, $\text{pH} = 3$, and $T = 328^\circ\text{K}$). The reactions speed up at a lower pH (between $\text{pH} = 5$ and 3), and NO_x is reduced at a larger rate. The concentration of HAMS is larger than HADS after about 20 min. Similarly, larger concentrations of HA, SAM, N_2 , and NH_4^+ are observed at a given time. These are due to the fact that the hydrolysis reaction is acid catalyzed, and therefore low pH conditions would favor the formation of hydrolysis products.

If the concentration of SO_2 is increased while that of NO_x is held constant, i.e., at a larger SO_2/NO_x ratio (Fig. 4, with $P_{\text{SO}_2} = 2000$, $P_{\text{NO}} = P_{\text{NO}_2} = 250$ ppm, $\text{pH} = 5$, and $T = 328^\circ\text{K}$), the production rate of ATS, ADS, and SAM increases because the larger SO_2/NO_x ratio favors sulfonation reactions. It is interesting to note that NH_4^+ to N_2 ratio increases with the increase of the SO_2 to NO_x ratio because the rate of formation of N_2 is only slightly affected by the change in SO_2 to NO_x ratio. (The effect due to the increases in SAM concentration is offset by that due to the decrease in HNO_2 concentration.) However, the rate of formation of NH_4^+ increases as the concentration of SAM increases at a constant pH of the solution.

The effect of temperature is demonstrated in Fig. 5 ($P_{\text{SO}_2} = 1000$, $P_{\text{NO}} = P_{\text{NO}_2} = 250$ ppm, $\text{pH} = 5$, and $T = 328^\circ\text{K}$) and Fig. 6 ($P_{\text{SO}_2} = 1000$, $P_{\text{NO}} = P_{\text{NO}_2} = 250$ ppm, $\text{pH} = 5$, and $T = 298^\circ\text{K}$). The results indicate that the overall reaction rate speeds up at higher temperatures. Fig. 7 shows that some reduced nitrogen species identical to those discussed in this paper have been identified in a few flue-gas wet simultaneous desulfurization and denitrification processes based on both oxidation-absorption-reduction and absorption-reduction principles.

Further exploration of reagent/additives to promote the absorption of relatively insoluble NO in aqueous solution and investigation of the kinetics of reactions subsequently involved in the system could permit the simultaneous removal of NO_x in lime/limestone FGD scrubbers without requiring major capital investment.

Acknowledgment

This work was supported by the U.S. Department of Energy, Morgantown Energy Technology Center, under contract no. AA050515. The author wishes to thank Professors Leo Brewer, Robert Connick, and Scott Lynn for helpful discussions, and Dr. David Littlejohn for technical assistance with computations. This work partially supported by the U.S. Department of Energy under Contract W-7405-ENG-48.

References

1. W. Duecker and J. West, eds., The Manufacture of Sulfuric Acid, Am. Chem. Soc. Monograph Series No. 144 (1959).
2. F. Raschig, Schwefel und Stickstoffstudien, Verlag Chemie, Berlin (1924).
3. W. Latimer and J.H. Hildebrand, Reference Book of Inorganic Chemistry, p. 208, Macmillan, New York (1951).
4. S.B. Oblath, S.S. Markowitz, T. Novakov, and S.G. Chang, Lawrence Berkeley Laboratory Report LBL-10504; accepted for publication in J. Phys. Chem. (1980).
5. S.G. Chang, R. Toossi, and T. Novakov, Lawrence Berkeley Laboratory Report LBL-11380; accepted for publication in Atmos. Environ. (1980).
6. V.F. Seel and E. Degener, Z. anorg. allg. Chem. 284, 101 (1956).
7. S. Yamamoto and T. Kaneda, Nippon Kagaku Zasshi 80, 1908 (1959).
8. V.F. Seel and H. Knorre, Z. anorg. allg. Chem. 313, 70 (1961).
9. S. Naiditch and D.M. Yost, J. Am. Chem. Soc. 63, 2123 (1941).
10. V.F. Seel, E. Degener, and H. Knorre, Z. anorg. allg. Chem. 299, 122 (1959).
11. H.H. Sisler and L.F. Audrieth, J. Am. Chem. Soc. 61, 3389 (1939).
12. D.S. Brackman and W.C.E. Higginson, J. Chem. Soc. London, 3896 (1953).
13. R.T.M. Fraser, J. Chem. Soc. London, 1747 (1965).
14. S. Gomiscek, R. Clem, T. Novakov, and S.G. Chang, in preparation.
15. F. Raschig, Ann. 241, 161 (1887).
16. H.H. Sisler and L.F. Audrieth, J. Am. Chem. Soc. 60, 1947 (1938).
17. G.J. Doyle and N. Davidson, J. Am. Chem. Soc. 71, 3491 (1949).
18. S.W. Benson, The Foundations of Chemical Kinetics, McGraw-Hill, New York (1960).
19. S.H. Maron and A.R. Berens, J. Am. Chem. Soc. 72, 3571 (1950).
20. J.P. Candlin and R.G. Wilkins, J. Chem. Soc., 4236 (1960).

21. E.J. King and G.W. King, J. Am. Chem. Soc. 74, 1212 (1952).
22. M. Spiro, Trans. Faraday Soc. 55, 1746 (1959).
23. M.N. Hughes and J.R. Lusty, J. Chem. Soc., Dalton Trans., 509 (1977).
23. M.N. Hughes, J. Chem. Soc. (A), 902 (1967).

Table I. Reactions considered and rate constants used for modeling.

Reaction	k, K, or H (298°K) ^a	ΔE_a (kcal/mole)
1. $\text{SO}_2(\text{g}) \xrightleftharpoons{\text{H}_2\text{O}} \text{SO}_2 \cdot \text{H}_2\text{O}$	1.24	
2. $\text{SO}_2 \cdot \text{H}_2\text{O} \rightleftharpoons \text{H}^+ + \text{HSO}_3^-$	1.27×10^{-2}	
3. $\text{HSO}_3^- \rightleftharpoons \text{H}^+ + \text{SO}_3^{2-}$	6.24×10^{-8}	
4. $2\text{HSO}_3^- \rightleftharpoons \text{S}_2\text{O}_5^{2-} + \text{H}_2\text{O}$	7.0×10^{-2}	
5. $\text{NO}(\text{g}) + \text{NO}_2(\text{g}) \xrightleftharpoons{\text{H}_2\text{O}(\text{g})} 2\text{HNO}_2(\text{g})$	5.31×10^{-2}	
6. $\text{HNO}_2(\text{g}) \xrightleftharpoons{\text{H}_2\text{O}} \text{HNO}_2$	49	
7. $\text{HNO}_2 \rightleftharpoons \text{H}^+ + \text{NO}_2^-$	5.1×10^{-4}	
8. $\text{H}^+ + \text{HNO}_2 \rightarrow \text{NO}^+ + \text{H}_2\text{O}$	4.08×10^2	11.5
9. $\text{NO}^+ + \text{HSO}_3^- \rightarrow \text{NOSO}_3^- + \text{H}^+$ ^b		
10. $\text{HNO}_2 + \text{HSO}_3^- \rightarrow \text{NOSO}_3^- + \text{H}_2\text{O}$	2.43	12.1
11. $\text{NOSO}_3^- + \text{HSO}_3^- \rightarrow \text{HON}(\text{SO}_3)_2^{2-}$ ^b		
12. $\text{NO}_2^- + \text{S}_2\text{O}_5^{2-} \rightarrow \text{ON}(\text{SO}_3)_2^{3-}$ ^b	1.29×10^{-2}	
13. $\text{ON}(\text{SO}_3)_2^{3-} + \text{H}^+ \rightarrow \text{HON}(\text{SO}_3)_2^{2-}$ ^b		
14. $\text{HON}(\text{SO}_3)_2^{2-} + \text{H}^+ \xrightleftharpoons{\text{H}_2\text{O}} \text{HONHSO}_3^- + \text{H}^+ + \text{HSO}_4^-$	1.92×10^{-2}	17.6
15. $\text{HON}(\text{SO}_3)_2^{2-} \xrightleftharpoons{\text{H}_2\text{O}} \text{HONHSO}_3^- + \text{HSO}_4^-$	1.52×10^{-6}	23.0
16. $\text{HONHSO}_3^- + \text{H}^+ \xrightleftharpoons{\text{H}_2\text{O}} \text{NH}_2\text{OH} + \text{H}^+ + \text{HSO}_4^-$	9.45×10^{-4}	19.5
17. $\text{HON}(\text{SO}_3)_2^{2-} + \text{HSO}_3^- \rightarrow \text{N}(\text{SO}_3)_3^{3-} + \text{H}_2\text{O}$	2.02×10^{-4}	19.2

Table I (contd.)

Reaction	k, K, or H (298°K) ^a	ΔE_a (kcal/mole)
18. $N(SO_3)_3^{3-} + H^+ \xrightarrow{H_2O} HN(SO_3)_2^{2-} + HSO_4^-$ ^b		
19. $HN(SO_3)_2^{2-} + H^+ \xrightarrow{H_2O} H_2NSO_3^- + HSO_4^-$	9.85×10^{-4}	23.5
20. $HON(SO_3)_2^{2-} + HSO_3^- \rightarrow N(SO_3)_3^{3-} + H_2O$	2.84×10^{-4}	18.0
21. $HON(SO_3)_2^{2-} + HSO_3^- \rightarrow HN(SO_3)_2^{2-} + HSO_4^-$	1.22×10^{-4}	18.0
22. $HONHSO_3^- + HSO_3^- \rightarrow HN(SO_3)_2^{2-} + H_2O$	1.50×10^{-5}	24.5
23. $HONHSO_3^- + HSO_3^- \rightarrow H_2NSO_3^- + HSO_4^-$	6.44×10^{-6}	24.5
24. $NH_2OH + SO_2 \cdot H_2O \rightarrow H_2NSO_3^- + H_2O + H^+$	2.58×10^1	13.4
25. $NH_2OH + SO_2 \cdot H_2O \rightarrow NH_4^+ + HSO_4^-$	6.7×10^{-1}	3
26. $H_2NSO_3^- + HONO \rightarrow N_2 + HSO_4^- + H_2O$	1.13×10^2	11.3

^aUnits are mole liter⁻¹ for aqueous species and atm for gaseous species.

^bRate constants of 9, 11, 13, and 18 are assumed to be fast.

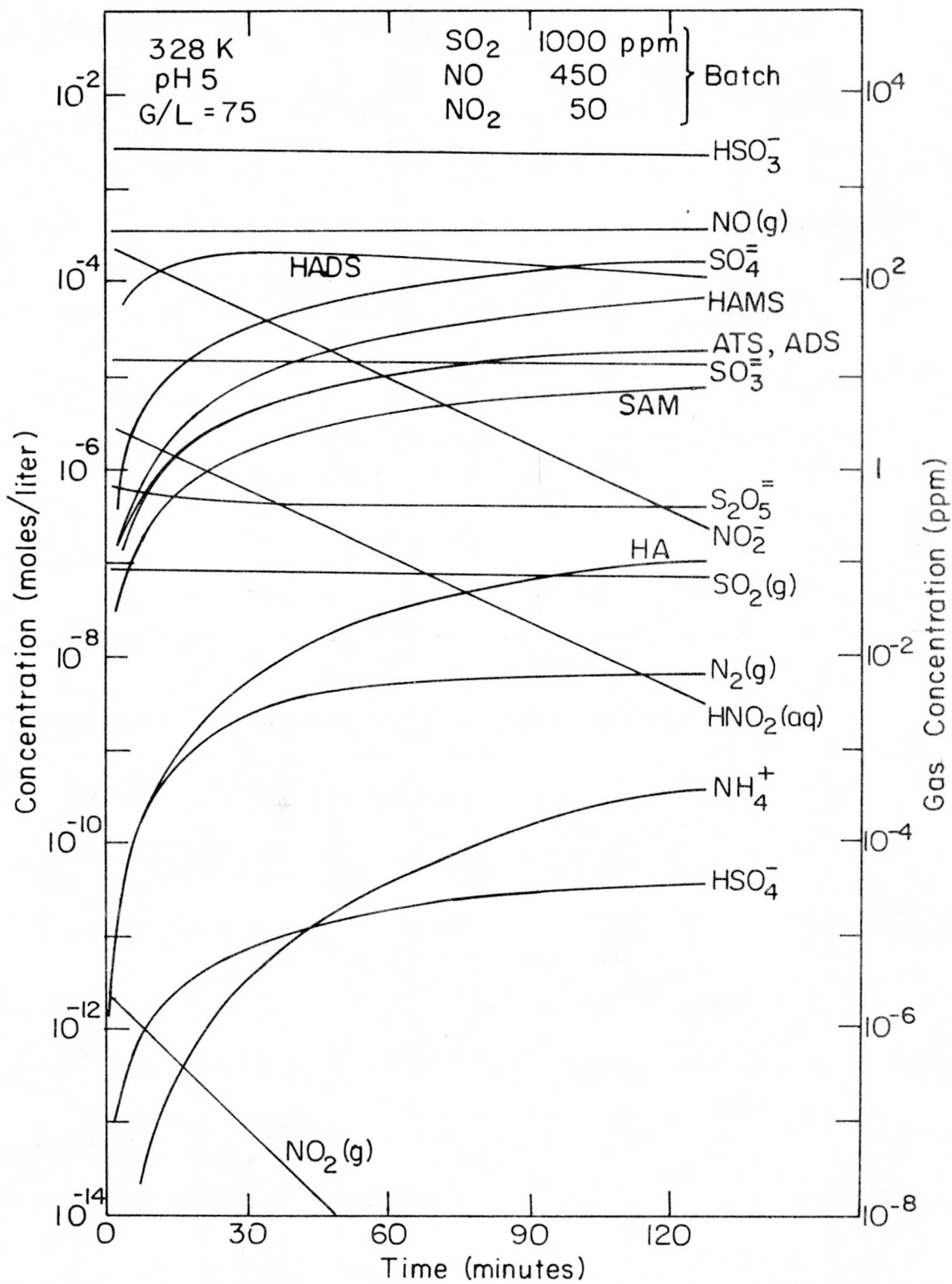
Table II. Some reduced nitrogen species identified in a few flue gas wet simultaneous desulfurization and denitrification processes.

Process	Additives	Reduced nitrogen species identified	NO _x removal efficiency
Asahi	Na ₂ SO ₃ , Fe ⁺² (EDTA)	NH(SO ₃ NA) ₂ , N ₂	60-85
Chisso	(NH ₄) ₂ SO ₃ , Fe ⁺² (PCC) *	NH(SO ₃ NH ₄) ₂ , NH ₂ (SO ₃ NH ₄), (NH ₄) ₂ SO ₄	60-85
Chiyoda	O ₃	N ₂ O, N ₂	80-90
Ishikawajima-Harima	O ₃	Ca(NH ₂ SO ₃) ₂ , N ₂	80-90
Mitsubishi	O ₃	Ca[NH(SO ₃) ₂], Ca[NOH(SO ₃) ₂], NH ₂ OH, N ₂ O, N ₂	80-90

* PCC stands for proprietary chelating compound.

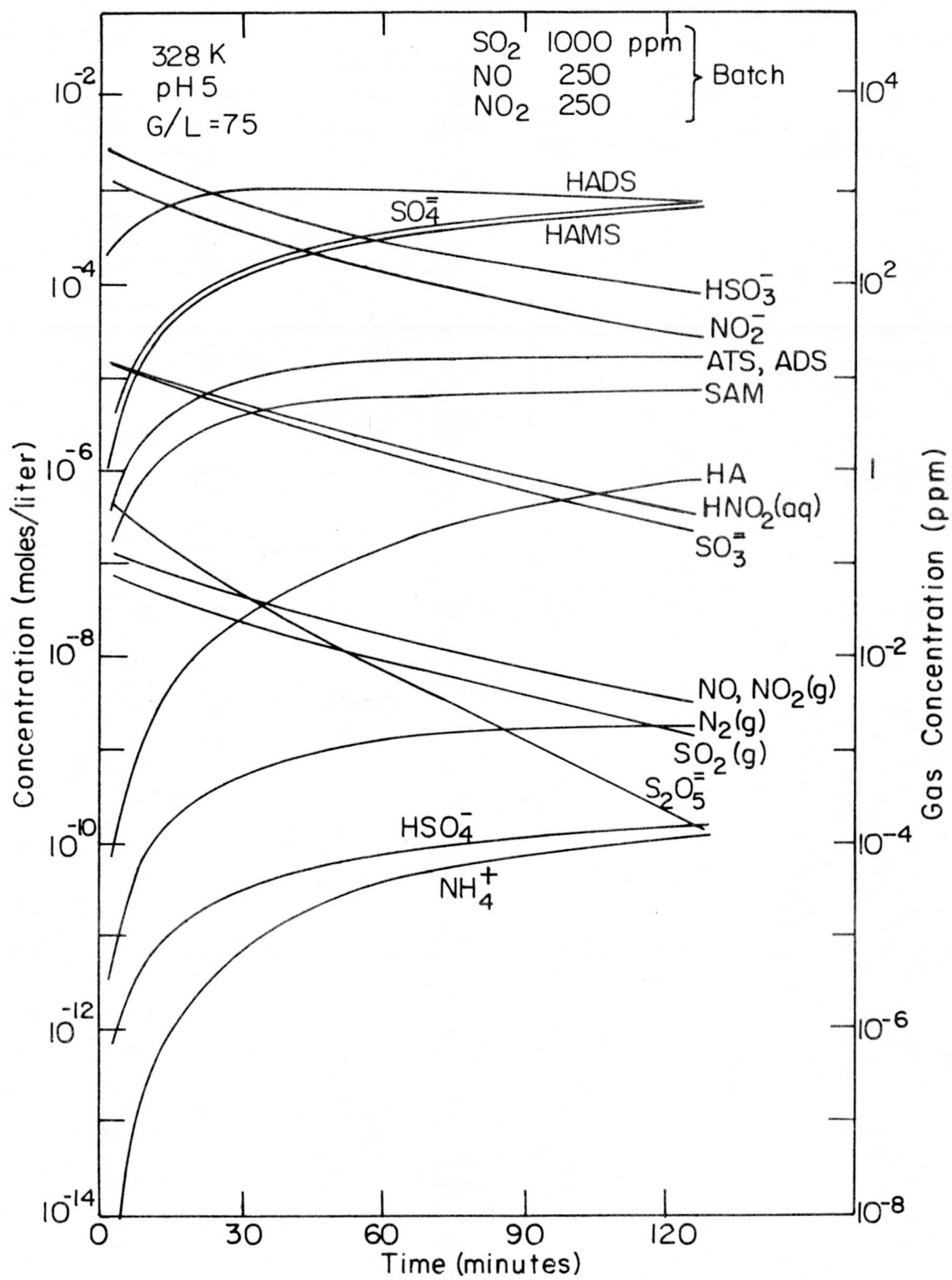
Figure captions

1. The concentration profile of species as a function of reaction time in a batch reactor (pH=5 and temp.=328 K) at the following initial condition: $P_{\text{SO}_2}=1000$, $P_{\text{NO}}=450$, and $P_{\text{NO}_2}=50$ ppm. The gas to liquid ratio, G/L is 75.
2. The concentration profile of species as a function of reaction time in a batch reactor (pH=5 and temp.=328 K) at the following initial condition: $P_{\text{SO}_2}=1000$, $P_{\text{NO}}=P_{\text{NO}_2}=250$ ppm. The gas to liquid ratio, G/L is 75.
3. The concentration profile of species as a function of reaction time in a batch reactor (pH=3 and temp.=328 K) at the following initial condition: $P_{\text{SO}_2}=1000$, $P_{\text{NO}}=P_{\text{NO}_2}=250$ ppm. The gas to liquid ratio, G/L is 75.
4. The concentration profile of species as a function of reaction time in a batch reactor (pH=5 and temp.=328 K) at the following initial condition: $P_{\text{SO}_2}=2000$, $P_{\text{NO}}=P_{\text{NO}_2}=250$ ppm. The gas to liquid ratio, G/L is 75.
5. The concentration profile of species as a function of reaction time in a batch reactor (pH=5 and temp.=328 K) at the following initial condition: $P_{\text{SO}_2}=1000$, $P_{\text{NO}}=P_{\text{NO}_2}=250$ ppm. The gas to liquid ratio, G/L is 75.
6. The concentration profile of species as a function of reaction time in a batch reactor (pH=5 and temp.=298 K) at the following initial condition: $P_{\text{SO}_2}=1000$, $P_{\text{NO}}=P_{\text{NO}_2}=250$ ppm. The gas to liquid ratio, G/L is 75.



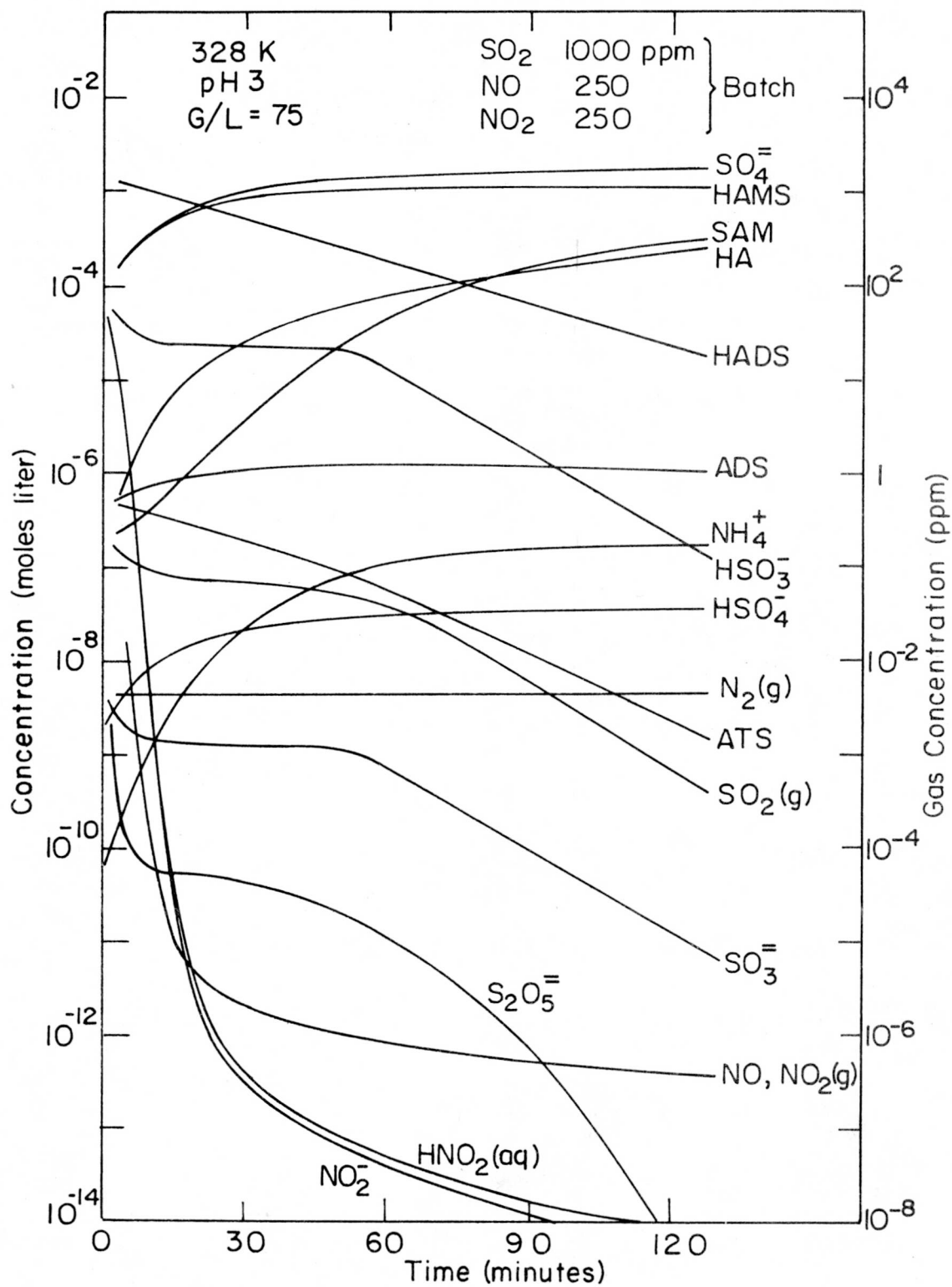
XBL80II-6246

Figure 1



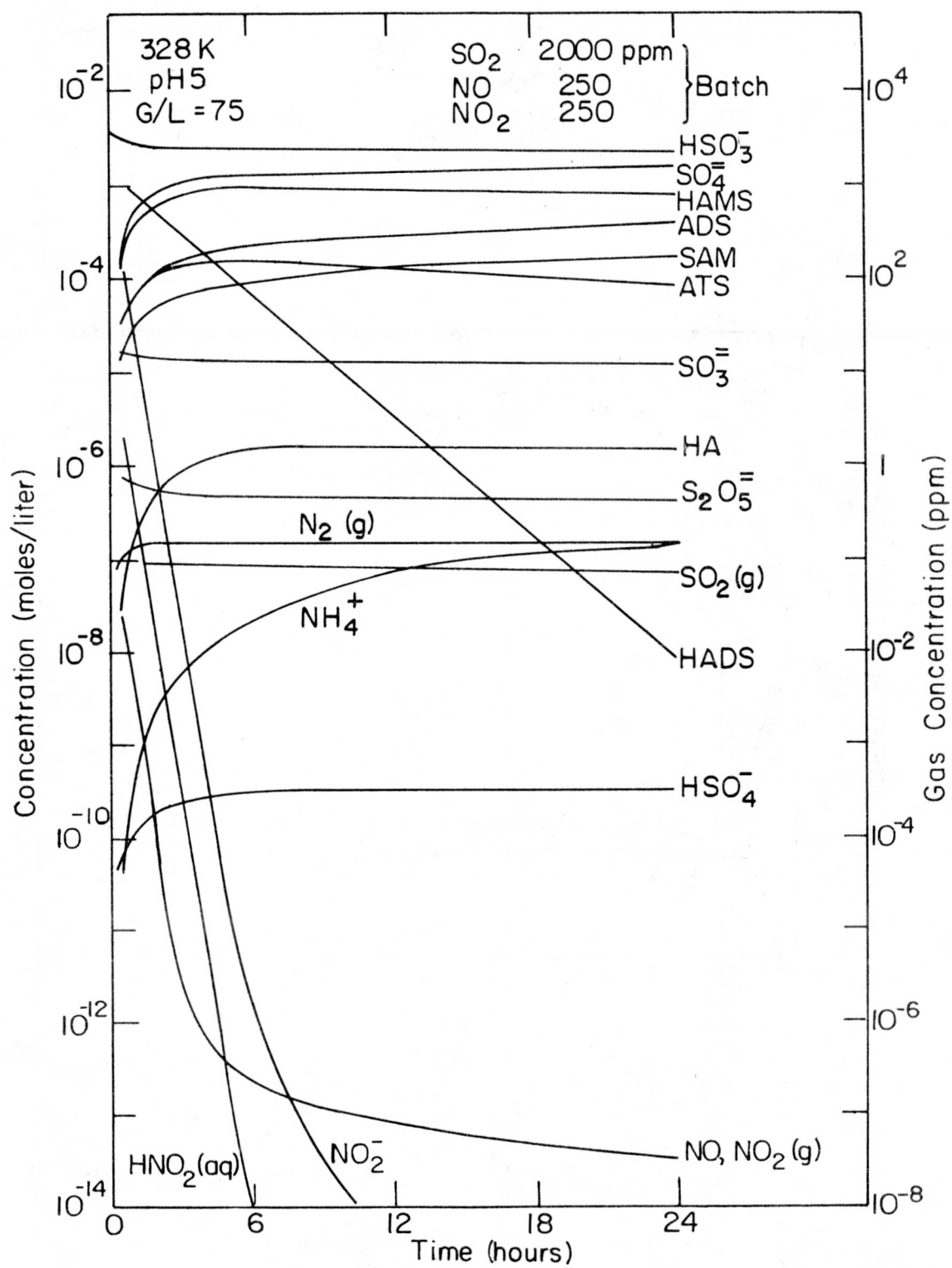
XBL 8011-6247

Figure 2



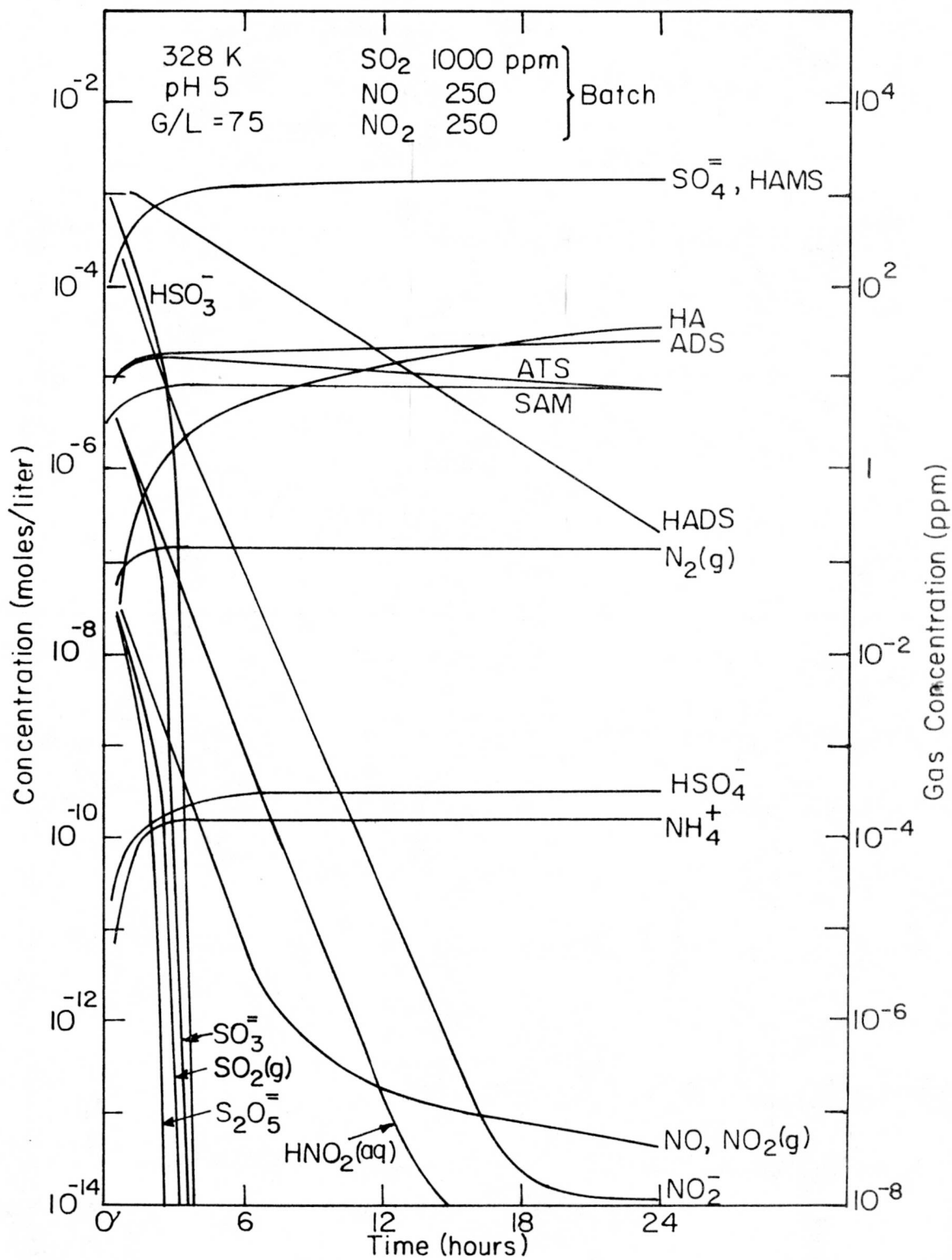
XBL 8011-6245

Figure 3



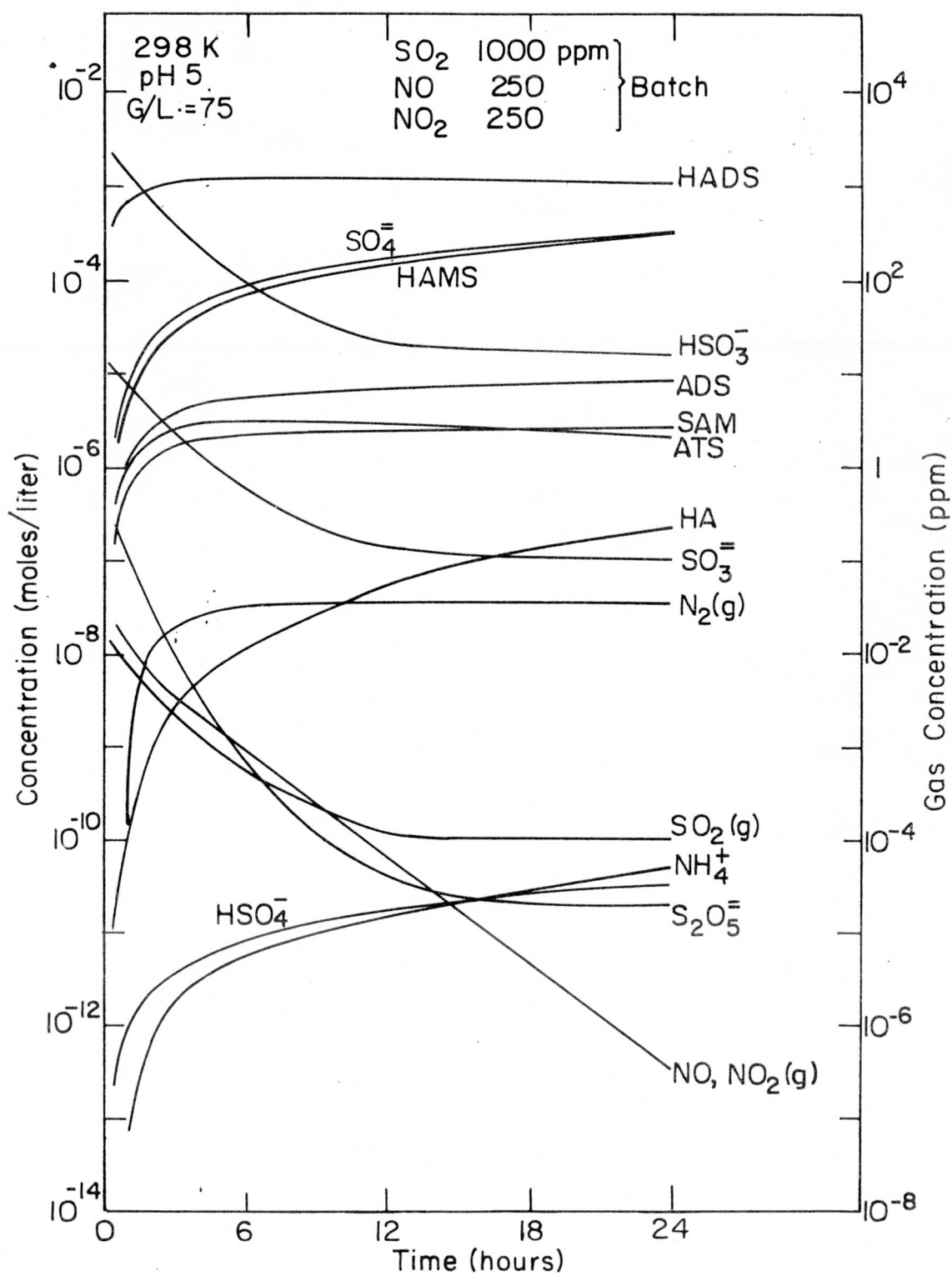
XBL8011-6250

Figure 4



XBL8011-6253

Figure 5



XBL 8011-6252

Figure 6

This report was done with support from the Department of Energy. Any conclusions or opinions expressed in this report represent solely those of the author(s) and not necessarily those of The Regents of the University of California, the Lawrence Berkeley Laboratory or the Department of Energy.

Reference to a company or product name does not imply approval or recommendation of the product by the University of California or the U.S. Department of Energy to the exclusion of others that may be suitable.

TECHNICAL INFORMATION DEPARTMENT
LAWRENCE BERKELEY LABORATORY
UNIVERSITY OF CALIFORNIA
BERKELEY, CALIFORNIA 94720

RECEIVED BY TIC

FEB 1971