

190
4/6/8 T.S.

DOE/NASA/1062-8
NASA TM-81677

(1)

Dr. 2541

R-3693

MASTER

CONF-810527--1

Thermionic Energy Conversion (TEC) Topping Thermoelectrics

James F. Morris
National Aeronautics and Space Administration
Lewis Research Center

Work performed for
U.S. DEPARTMENT OF ENERGY
Fossil Energy
Office of Coal Utilization

Prepared for
International Conference on Plasma Science
sponsored by the Institute of Electrical
and Electronics Engineers
Sante Fe, New Mexico, May 18-20, 1981

DISCLAIMER

This report was prepared as an account of work sponsored by an agency of the United States Government. Neither the United States Government nor any agency Thereof, nor any of their employees, makes any warranty, express or implied, or assumes any legal liability or responsibility for the accuracy, completeness, or usefulness of any information, apparatus, product, or process disclosed, or represents that its use would not infringe privately owned rights. Reference herein to any specific commercial product, process, or service by trade name, trademark, manufacturer, or otherwise does not necessarily constitute or imply its endorsement, recommendation, or favoring by the United States Government or any agency thereof. The views and opinions of authors expressed herein do not necessarily state or reflect those of the United States Government or any agency thereof.

DISCLAIMER

Portions of this document may be illegible in electronic image products. Images are produced from the best available original document.

NOTICE

This report was prepared to document work sponsored by the United States Government. Neither the United States nor its agent, the United States Department of Energy, nor any Federal employees, nor any of their contractors, subcontractors or their employees, makes any warranty, express or implied, or assumes any legal liability or responsibility for the accuracy, completeness, or usefulness of any information, apparatus, product, or process disclosed, or represents that its use would not infringe privately owned rights.

Thermionic Energy Conversion (TEC) Topping Thermoelectrics

James F. Morris
National Aeronautics and Space Administration
Lewis Research Center
Cleveland, Ohio 44135

Performed for
U.S. DEPARTMENT OF ENERGY
Fossil Energy
Office of Coal Utilization
Washington, D.C. 20545
Under Interagency Agreement EC-77-A-31-1062

AI01-77ETB111

Prepared for
International Conference on Plasma Science
sponsored by the Institute of Electrical
and Electronics Engineers
Sante Fe, New Mexico, May 18-20, 1981

DISCLAIMER

This book was prepared as an account of work sponsored by an agency of the United States Government. Neither the United States Government nor any agency thereof, nor any of their employees, makes any warranty, express or implied, or assumes any legal liability or responsibility for the accuracy, completeness, or usefulness of any information, apparatus, product, or process disclosed, or represents that its use would not infringe privately owned rights. Reference herein to any specific commercial product, process, or service by trade name, trademark, manufacturer, or otherwise, does not necessarily constitute or imply its endorsement, recommendation, or favoring by the United States Government or any agency thereof. The views and opinions of authors expressed herein do not necessarily state or reflect those of the United States Government or any agency thereof.

THERMIONIC ENERGY CONVERSION (TEC) TOPPING THERMOELECTRICS

by James F. Morris

National Aeronautics and Space Administration
Lewis Research Center
Cleveland, Ohio 44135

ABSTRACT

E-702 Long-respected international experts on thermoelectrics (Dixon, Ertl and Goldsmid supported by Ure) determine the probable maximum figure of merit (ZT) for fully matured thermoelectric generators as about unity from ordinary temperatures to 2000 K. Thus the maximum efficiency for fully matured thermoelectrics would be approximately $0.414 (1 - r_T) / (1.414 + r_T)$ where r_T is the ratio of cold and hot junction temperatures. This limitation contrasts with the recent burst of enthusiasm for high-temperature thermoelectrics - based on calculated figures of merit and efficiencies that increase more and more rapidly with rising temperatures. Unfortunately these calculations neglect internal radiation effects which diminish thermoelectric figures of merit significantly at 1000 K and substantially at 2000 K. The effective thermal-conductivity contribution of intrathermoelectric radiative dissipation increases with the third power of temperature. Therefore the quotation from Thermoelectricity: Science and Engineering by Heikes and Ure apparently still prevails: "...thermoelectric devices appear difficult to extend in the direction of high temperature, while thermionic devices become inefficient at low temperature."

Accordingly consideration of thermoelectric power generation with high-temperature heat sources should include utilization of TEC topping thermoelectrics. However TEC alone or TEC topping more-efficient conversion systems like steam or gas turbines, combined cycles or Stirling engines would be more desirable generally.

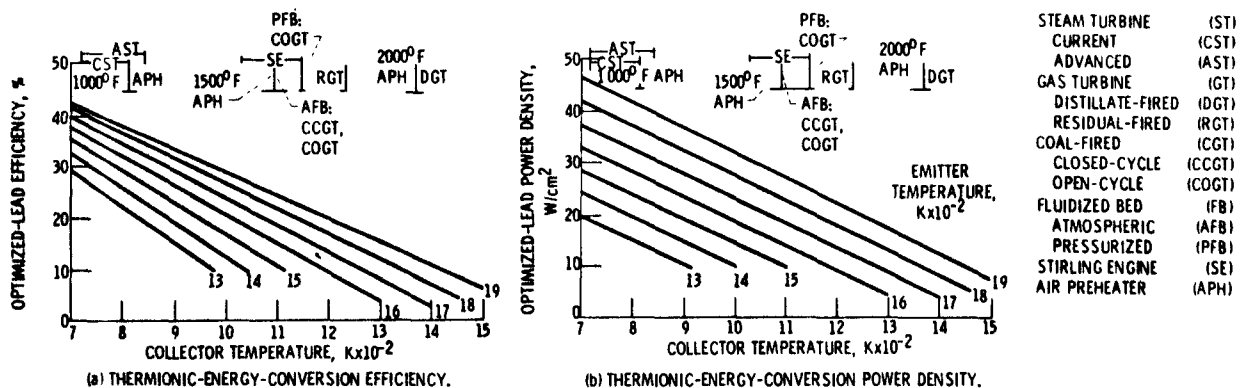
EXECUTIVE SUMMARY

"Technologically the processes are competitive and complementary: competitive because they will tend to use the same power sources, but complementary because the thermoelectric devices appear difficult to extend in the direction of high temperature, while thermionic devices become inefficient at low temperature" (R. R. Heikes and R. W. Ure, Jr.: Thermoelectricity: Science and Engineering, Interscience, 1961: ref. 1).

"On the basis of the type of arguments given here it is impossible to predict whether small (10-20 percent) increases in ZT can or cannot be expected. It is my opinion that increases of this order could be obtained if sufficient effort is devoted to it. The arguments of this report show that an increase in ZT of a factor of 2 over presently available materials seems very unlikely" (R. W. Ure, Jr.: "Practical Limits to the Thermoelectric Figure of Merit," Energy Conversion, vol. 12, pp. 45 to 52, 1972: ref. 2).

"A theoretical investigation of the effect of radiative heat transfer on the performance of a high temperature thermoelectric material has been carried out.... It is difficult to see any way in which radiative heat transfer could be reduced without impairing the other properties. It is thus concluded that even at high temperatures (1000 to 2000 K) values of ZT much in excess of unity are unlikely to be attained. It is interesting to note that Ure (ref. 2) has deduced a similar limit on ZT for the types of material that are used at ordinary temperatures" (A. J. Dixon, M. E. Ertl and H. J. Goldsmid: "Radiative Heat Transfer in High Temperature Thermoelectric Materials," Energy Conversion, vol. 14, pp. 47 and 48, 1975: ref. 3).

For a thermoelectric figure of merit (ZT) of unity the maximum theoretical thermoelectric efficiency (η) is 18.7 percent for a 0.25 ratio of cold and hot junction temperatures (r_T), η is 10.8 percent for a 0.50 r_T , 4.78 percent for 0.75, and of course η is zero for isothermal thermoelectrics. Theoretic TEC performance follows.



TEC PERFORMANCE AND TOPPING IMPLICATIONS AT 30 A/cm² WITH 10 PERCENT BACK EMISSION AND NEGLIGIBLE INTERELECTRODE LOSSES

Such performance levels result from studied evaluations by advocates who have been highly respected internationally for many years. These theoretic limits represent fully matured technologies for thermoelectrics as well as for TEC.

"The operating characteristics for thermionic converters currently under development by NASA are efficiency - 15 percent, emitter temperature - 1650 K, collector temperature - 950 K, power density - 6 W/cm² and current density - 10 A/cm²" (Los Alamos Scientific Laboratory: "Selection of Power Plant Elements for Future Reactor Space Electric Power Systems," LA-7858, Sept. 1979: ref. 4).

Note that the fully matured TEC efficiency for these electrode temperatures is about 24 percent. In contrast the maximum fully matured thermoelectric efficiency for such hot and cold junction temperatures is 8.8

percent, 6.2 percentage points below even the 15 percent cited by LASL in reference 4. Also the averaged overall efficiency for specific thermoelectric materials over the temperature range would be significantly lower than the maximum. Apparently, therefore, when thermoelectric power generation is contemplated for use with high-temperature heat sources, every effort should be made to utilize TEC topping thermoelectrics. But TEC alone would be more efficient as well as simpler. And as the preceding figures imply, TEC topping higher-performance systems like steam or gas turbines, combined cycles or Stirling engines would be far more productive.

VIEWS OF TEC AND THERMOELECTRIC POWER GENERATION

Traditionally TEC and thermoelectrics appear together in direct-energy-conversion texts, although their mechanistic specificities differ considerably. Both produce electricity directly from heat, have no moving parts or inherent mechanical stresses, and offer low weights with small volumes as well as modularity. In general TEC prevails at high temperatures for high power levels with high theoretic-performance potentialities. Convenient, compact thermoelectric generators offer advantages for low total power. But thermoelectrics generally carries the connotation of temperature and efficiency limitations (refs. 1 to 3).

Recently a spate of enthusiasm for predicted high-temperature, high-efficiency thermoelectric power generation has swept across the technological scene (ref. 4, for example). Characteristic of that enthusiastic wave are calculated thermoelectric figures of merit and efficiencies - rising more and more rapidly with temperatures as they pass 1000 K and approach 1800 K. Some curves in figure 1, excerpted from reference 4, exemplify this description.

Unfortunately these predictions overlook some basic limitations of the thermoelectric phenomena developed theoretically by long-recognized international experts in references 2 and 3. The present paper indicates the effects of such omissions and the advisability of TEC topping thermoelectrics. A subsequently defined figure of merit (ZT rather than Z), its theoretically determined limit and resulting efficiencies facilitate the discussion of thermoelectric performance from ordinary temperatures to 2000 K.

A SIMPLIFIED DESCRIPTION OF TEC

To avoid redoing the previously done, this section utilizes TEC equations and results (fig. 2) from reference 5 (also refs. 6 to 10):

TEC heat inputs can reach the order of $100 \text{ W}_t/\text{cm}^2$, as implied by figure 2. There TEC outputs range up to tens of W_e/cm^2 (P_{OL}) and tens of percent efficiency (η_{OL}):

$$P_{OL} = (\phi_E - \phi_C - V_D - V_A - V_L)(J_{ES} - J_R) \quad (1)$$

$$\eta_{OL} = (J_{ES} - J_{BE}) \left\{ \phi_E - \phi_C - V_D - V_A - 2 \left[2.45 \times 10^{-8} \eta_{EC} (T_E^2 - T_C^2) / (2 - \eta_{EC}) \right]^{1/2} \right\} / \left\{ J_{ES}(\phi_E + 2kT_E) - J_{BE}(\phi_E + 2kT_C) + 5.7 \times 10^{-12} [0.05 + 7.5 \times 10^{-5} (T_E - 1000)] (T_E^4 - T_C^4) \right\} \quad (2)$$

In these equations ϕ_E and ϕ_C are emitter and collector work functions, V_D is the interelectrode voltage drop, V_A is the equivalent auxiliary input voltage for enhancement, V_L is the voltage loss required for optimum leads (equal to the expression within the square brackets in the numerator of (2)), η_{EC} is the TEC electrode efficiency (equal to (2) with $2V_L$ deleted from the numerator), T_E and T_C are emitter and collector temperatures, the last term in the denominator of (2) approximates non-electronic thermal transport, J_R is reverse electronic flow (including reflections, backscattering, back emission J_{BE} , and other effects that diminish output current), and J_{ES} is the current density for emitter saturation:

$$J_{ES} = A(1 - R_E)T_E^2 \exp(-\phi_E/kT_E) \quad (3)$$

where A and k are Richardson and Boltzmann constants and R_E is the emitter reflection coefficient.

Equation (2) is a simplified, yet reasonable estimate applicable for low cesium concentrations, reduced enhanced-mode pressures, close electrode spacings, and small interelectrode losses. Under such conditions the back emission (J_{BE}) approximates

$$J_{BE} = A(1 - R_{BE})T_C^2 \exp[-(\phi_C + V_D)/kT_C] \quad (4)$$

where R_{BE} comprises R_C (collector reflection coefficient) and similar coefficients for all interelectrode mechanisms that return collector-emitted electrons to their source - except those for noncollisional repulsion by the emitter sheath. With negligible interelectrode losses and reflections, back emission equals that for collector saturation:

$$J_{CS} = A(1 - R_C)T_C^2 \exp(-\phi_C/kT_C) \quad (5)$$

The preceding equations verify a previous assertion: High-temperature material effects (ϕ_E , R_E , T_E , J_{ES} , ϕ_C , R_C , T_C , J_{CS} ...) determine the level of TEC performance - completely. This generalization includes enhanced-mode operation also because V_A represents a small fraction of TEC output recycled to increase efficiency.

Calculated results for fully matured TEC appear in figure 2 accompanied by implied topping and process-heating temperatures.

A DISCUSSION OF THERMOELECTRICS

To introduce a theoretic description of thermoelectrics in the present context, quotations from references 1 to 3 seem apropos. Reference 1 discusses TEC in a text on thermoelectricity:

Technologically the processes are competitive and complementary: competitive because they will tend to use the same power sources, but complementary because the thermoelectric devices appear difficult to extend in the direction of high temperature, while thermionic devices become inefficient at low temperature. We may well envision two- (or more) stage devices with a thermionic high-temperature stage coupled to a thermoelectric low-temperature stage.

Reference 2 comments on "practical limits to the thermoelectric figure of merit" (ZT):

Goldsmid (ref. 11) has found a similar maximum at room temperature. There are several factors which have the effect of reducing ZT_{\max} at high temperatures. Other scattering mechanisms which we have not discussed will be increasingly important as the temperature is raised.... The additional types of scattering which produce this faster decrease of mobility will reduce ZT at high temperatures.... The maximum ZT which has been found here is much lower than the maxima found for other models but is still a factor of 2 larger than the ZT of materials presently known.... However, it seems to me that it will be very difficult to find materials whose ZT is close to the maximum calculated here.... On the basis of arguments given here it is impossible to predict whether small (10-20 percent) increases in ZT can or cannot be expected. It is my opinion that increases of this order could be obtained if sufficient effort is devoted to it. The arguments of this report show that an increase in ZT of a factor of 2 over presently available materials is unlikely.

Thus Ure expects at most a 20 percent increase over the "ZT of materials presently known" because of "several factors which have the effect of reducing ZT_{\max} at high temperatures."

One such factor is "radiative heat transfer in high-temperature thermoelectric materials," which reference 3 treats mechanistically:

A theoretical investigation of the effect of radiative heat transfer on the performance of high-temperature thermoelectric material has been carried out. In the temperature range 1000-2000 K liquid semiconductors are likely to be the best materials (better than solids), and the calculations based on the free-electron model show that radiative transfer has a considerable influence by reducing the figure of merit and changing the optimum carrier concentration.

Here is a factor obviously not included in the figure-of-merit and efficiency calculations of reference 4 (note the equation for Z in fig. 1 excerpted from ref. 4). Incidentally the figure-of-merit units for figure 1 are undoubtedly " $\times 10^3/^{\circ}\text{C}$ " as they (and the hypens) are on preceding plots in reference 4.

Understandably, effective conduction by radiation would not usually enter such computations "because thermoelectric devices appear difficult to extend in the direction of high temperature." Conversely, as revealed in the denominator of equation (2), radiative heat transfer normally appears as a dissipative effect in TEC performance calculations.

Dixon and Ertl of reference 3 used the combined conductive, radiative effect earlier to correlate thermoelectric data (ref. 12):

Detailed information of energy transport in a medium with both modes of transport operating is contained in the works of Genzel and others (Genzel 1953 (ref. 13), Czerny and Genzel 1952 (ref. 14), Walther, et al. 1953 (ref. 15)). Their results show that "in the interior of the medium" the energy flux is given by

$$\phi = -\lambda \frac{dT}{dX} - \frac{4\sigma n^2}{3K} \frac{dT^4}{dX} = - \left(\lambda + \frac{16\sigma n^2 T^3}{3K} \right) \frac{dT}{dX} \quad (6)$$

where σ is the Stefan-Boltzmann constant, n is the refractive index and K is the absorption constant of the material. Thus there is an apparent conductivity which has a thermal component and an optical component, the latter being strongly temperature dependent. Equation (6) was used to obtain an experimental fit to the results of Fedorov and Machuev (1969 (ref. 16)).

Obviously, effective conduction by radiation would cause large losses for thermoelectrics in the temperature ranges for TEC. And of course radiation losses occur in all semiconductor materials.

To illuminate this view reference 3 presents values of $ZT = \alpha^2 T / \rho K$ where α is the Seebeck coefficient; ρ , electrical resistivity; and K is the effective thermal conductivity including radiative as well as charge-carrier and phonon contributions. For wide-band semiconductors, mobility ($\mu = e\ell / \sqrt{3mkT}$) is low enough to allow an interatomic-spacing approximation ($\ell = 5 \times 10^{-10}$ m) of the electron mean free path in this apparent lower limit for validity of the quasi-free electron mode (m = free electron mass, k = Boltzmann constant and e = electron charge). As a result $\rho = 1/ne\mu = \sqrt{3mkT}/ne^2\ell$ where μ is 4.2×10^{-4} m²/V·sec at 1000 K and 3×10^{-4} at 2000 K. The nondegenerate expression $\alpha = k(1 - E_F)/e$, where E_F is the reduced Fermi level, estimates the Seebeck coefficient (refs. 3 and 17).

In turn calculations of thermal conductivity by electrons $K_e = (\kappa/e)^2 T/\rho$, by phonons $K_{ph} = C\bar{v}/3$ and effectively by radiation K_r (as indicated in eq. (6)) are possible (ref. 3). Here C is specific heat per unit volume (Dulong-Petit law), v is the sound velocity typically 1.25×10^3 m/sec, and K_{ph} is independent of temperature at ≈ 0.07 W/m·K. The absorption coefficient in the K_r denominator (eq. (6)) appears in references 3 and 18.

When these K_e , K_{ph} and K_r values determine K the thermoelectric figure of merit $ZT = \alpha^2 T / \rho K$ (maximized over E_F) becomes 0.9 at 1000 K and increases to 1.4 at 2000 K compared with 1.3 and 3.5 neglecting the effects of thermal radiation. This omission, which characterizes the calculations of reference 4, yields ZT 's 44 to 150 percent above theoretic limits for 1000 to 2000 K.

Such results led to highly significant observations by Dixon, Ertl and Goldsmid (ref. 3):

Even at 1000 K there is a noticeable reduction in the maximum value of ZT which becomes a very substantial reduction by 2000 K. It is also clear that the optimum reduced Fermi energy becomes less negative as a result of radiation transport. This is because the material becomes increasingly transparent as carrier concentration falls. Calculations that we have carried out assuming higher values of mobility show very little improvement of ZT when radiative transfer is included.

It is difficult to see any way in which radiative transfer could be reduced without impairing the other properties. It is thus concluded that even at high temperatures values of ZT much in excess of unity are unlikely to be attained. It is interesting to note that Ure (ref. 2) had deduced a similar limit on ZT for the types of material that are used at ordinary temperatures.

Therefore Dixon, Ertl and Goldsmid supported by Ure estimate maximum ZT values of about unity for thermoelectrics from "ordinary temperatures" to 2000 K.

Assignment of a unit ZT maximum in turn allows estimations of thermoelectric-generator efficiencies for various temperatures (refs. 1, 4, 11, and 19):

$$\eta = (1 - r_T) \left[(1 + ZT_A)^{1/2} - 1 \right] / \left[(1 + ZT_A)^{1/2} + r_T \right] \geq 0.414(1 - r_T) / (1.414 + r_T) \quad (7)$$

where r_T is the ratio of cold and hot junction temperatures (T_C and T_H) and T_A is the average of those temperatures. Here of course T_C equal to T_H produces zero efficiency, and zero T_C yields an ultimate efficiency $\eta = 1 - 1/(1 + ZT_H/2)^{1/2}$. The latter has a counterpart in TEC performance where zero T_C eliminates back emission (J_{BE}) and allows zero ϕ_C in equations (1) and (2). These are interesting limits with few practical implications - except perhaps providing performance-curve terminations on full-range plots, such as those in figure 3.

THERMOELECTRIC IMPLICATIONS AND INFERENCES

Figure 3 presents efficiency maxima for full matured thermoelectrics with unit ZT_A (solid curve); dashed lines for ZT_A 's of 0.5, 1.5, and 2.0 allow comparisons. ZT_A is the figure of merit in this paper as well as in references 2 and 3. But terming Z alone the figure of merit as in reference 4 is also acceptable.

The previously used "maxima" is quite significant: This terminology implies that thermoelectric generators in general would have one point on each of their performance curves that would be a maximum approaching one of the values given on figure 3. The rest of the efficiencies on each performance curve would fall off from that optimum point for each set of materials and conditions. So averaged overall efficiencies for real thermoelectric generators would be substantially lower than such optimal values which would be lower in turn than figure-3 maxima.

These figure-3 performance limits ($ZT = 1$) derive from more conventional considerations at ordinary thermoelectric temperatures (ref. 2). But at high thermoelectric temperatures ($\sim 700^\circ\text{C}$ and hotter) internal radiative heat transfer becomes very important (ref. 3). And for radiation the effective thermal conductivity increases rapidly with temperature ($\propto T^3$).

Dissipative effects of radiation appear in performance expressions for high-temperature generators like TEC (eq. (2)) - but not for low- and intermediate-temperature devices like thermoelectrics (ref. 4). However evaluation of high temperature thermoelectrics must include radiative heat transfer because "even at 1000 K there is a noticeable reduction in the maximum value of ZT which becomes a very substantial reduction by 2000 K" (ref. 3).

Reference 4 illustrates the criticality of the omission of radiative effects when considering thermoelectrics for high-temperature service, as compared with TEC, for example:

The operating characteristics for thermionic converters currently under development by NASA are efficiency - 15 percent, emitter temperature - 1650 K, collector temperature - 950 K, power density - 6 W/cm^2 and current density - 10 A/cm^2 .

Note that fully matured TEC efficiency for these electrode temperatures is about 24 percent (fig. 2). In contrast the maximum fully matured thermoelectric efficiency for such hot and cold junction temperatures is 8.8 percent, 6.2 percentage points below even the 15 percent cited as TEC "currently under development by NASA" in reference 4. And remember that the 8.8 percent is a fully matured maximum for thermoelectrics: The average overall efficiency for specific thermoelectric materials over the temperature range would be significantly lower than the maximum.

In any event high-temperature thermoelectric power generation should be advocated only after careful objective consideration of TEC topping thermoelectrics. For example, powerplant operation with a 0.25 or greater ratio of cold and hot temperatures would limit thermoelectric efficiencies to 18.7 percent or less. However topping the thermoelectric converters with fully matured TEC would raise the conversion efficiency to about 33 percent or more, an increase of over 75 percent.

But as figure 2 indicates, fully matured TEC alone would be more efficient - as well as considerably simpler. And as figure 4 shows (ref. 10), fully matured-technology combinations of TEC with high-performance conversion cycles could produce overall plant efficiencies between 45 and 55 percent. Figure 2 implies additional productive topping applications for TEC.

Thus thermoelectric applications seem to result from special requirements for convenience and compactness, where performance is a secondary consideration. Even there, however, high-temperature efficiency predictions should include effects of thermally radiative dissipation in thermoelectric materials. And compact, convenient TEC, which also converts heat directly to electricity and has no moving parts, should be considered with thermoelectrics - in combination or as a replacement.

REFERENCES

1. R. R. Heikes and R. W. Ure, Jr., Thermoelectricity: Science and Engineering. New York: Interscience, 1961.
2. R. W. Ure, Jr., "Practical Limits to the Thermoelectric Figure of Merit, II," Energy Conversion, vol. 12, pp. 45-52, 1972.
3. A. J. Dixon, M. E. Ertl, and H. J. Goldsmid, "Radiative Heat Transfer in High Temperature Thermoelectric Materials," Energy Conversion, vol. 14, pp. 47 and 48, 1975.
4. D. Buden, G. A. Bennett, K. Cooper, K. Davidson, D. Koenig, L. B. Lundberg, R. Malenfant, H. Martz, W. A. Ranken, and R. E. Riley, "Selection of Power Plant Elements for Future Reactor Space Electric Power Systems," Los Alamos Scientific Lab., NM, LA-7858, Sep. 1979.
5. J. F. Morris, "High Power Densities from High-Temperature Material Interactions," Prepared for 16th Thermophysics Conference; High-Temperature Materials Session: AIAA, Palo Alto, CA: June 23 to 25, 1981; DOE/NASA/1062-7; NASA TM-81626.
6. J. F. Morris, "High-Temperature, High Power-Density Thermionic Energy Conversion for Space," NASA TM X-73844, 1977.
7. J. F. Morris, "Optimize Out-of-Core Thermionic Energy Conversion for Nuclear Electric Propulsion," IEEE International Conference on Plasma Science, Conference Record-Abstracts, New York: Institute of Electrical and Electronics Engineers, Inc., 1978, Abstract 1C6, p. 25. Also NASA TM-73892, 1978.
8. J. F. Morris, "Comments on TEC Trends," IEEE International Conference on Plasma Science, Conference Record-Abstracts, New York: Institute of Electrical and Electronics Engineers, 1979, Abstract 6D10, p. 166. Also NASA TM-79317, 1979.
9. J. F. Morris, "Potentialities of TEC Topping: A Simplified View of Parametric Effects," IEEE International Conference on Plasma Science, Conference Record-Abstracts, New York: Institute of Electrical and Electronics Engineers, 1980, Abstract IE8, p. 16. Also NASA TM-81463, 1980.
10. J. F. Morris, "Optimal Thermionic Energy Conversion with Established Electrodes for High-Temperature Topping and Process Heating," DOE/NASA/1062-6, NASA TM-81555, 1980.
11. H. J. Goldsmid, Thermoelectric Refrigeration, New York: Plenum Press, 1964.
12. A. J. Dixon and M. E. Ertl, "Thermal Conduction Mechanisms in Liquid Tl_2Te ," J. Phys. D: Appl. Phys., vol. 4, pp. 83-87, 1971.
13. L. Genzel, "Der Anteil der Wärmestrahlung Bei Wärmeleitungsvorgängen," Z. Phys., vol. 135, pp. 177-195, 1953.

14. M. Czerny and L. Genzel, "Flow Energy and Temperature Distribution in Glass Tank Melts by Heat Conduction and Radiation," GlasTech. Ber., vol. 25, pp. 387-392, 1952.
15. A. Walther, J. Doerr and E. Eller, "Mathematische Berechnung der Temperaturverteilung in der Glasschmelze," GlasTech. Ber., vol. 26, pp. 133-140, 1953.
16. V. I. Fedorov and V. I. Machuev, "Thermal Conductivity of Liquid Antimony Selenide," Sov. Phys.; Semiconductors, vol. 3, 143-145, 1969.
17. M. Cutler and N. F. Mott, "Observation of Anderson Localization in an Electron Gas," Phys. Rev., vol. 181, pp. 1336-1340, 1969.
18. F. J. Blatt, Physics of Electronic Conduction in Solids, New York: McGraw-Hill, 1968.
19. S. W. Angrist, Direct Energy Conversion, 2nd Ed., Boston: Allyn and Bacon, Inc., 1974.

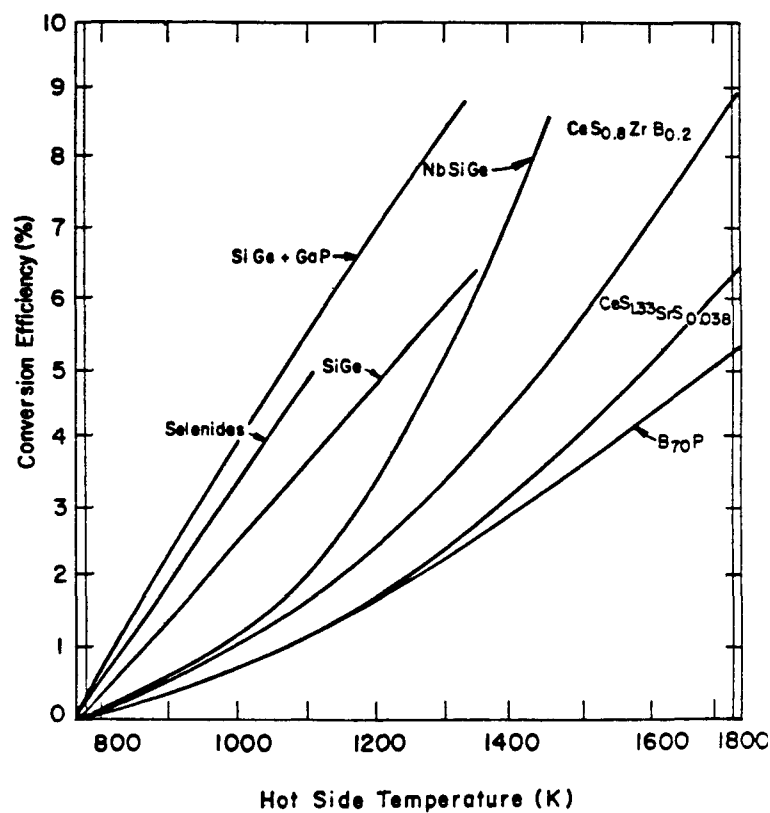
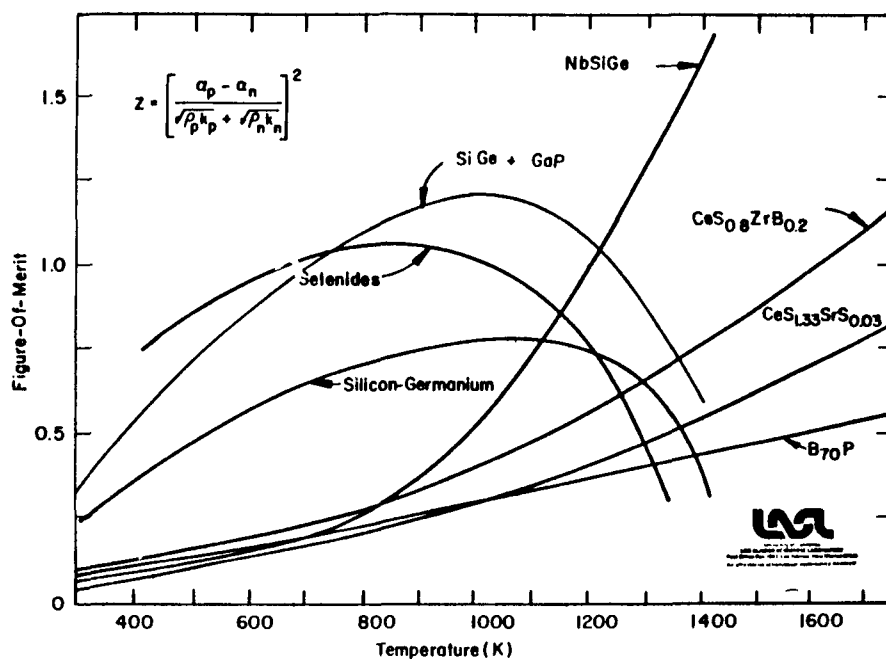


Figure 1. - Thermoelectric performance projections from reference 4.

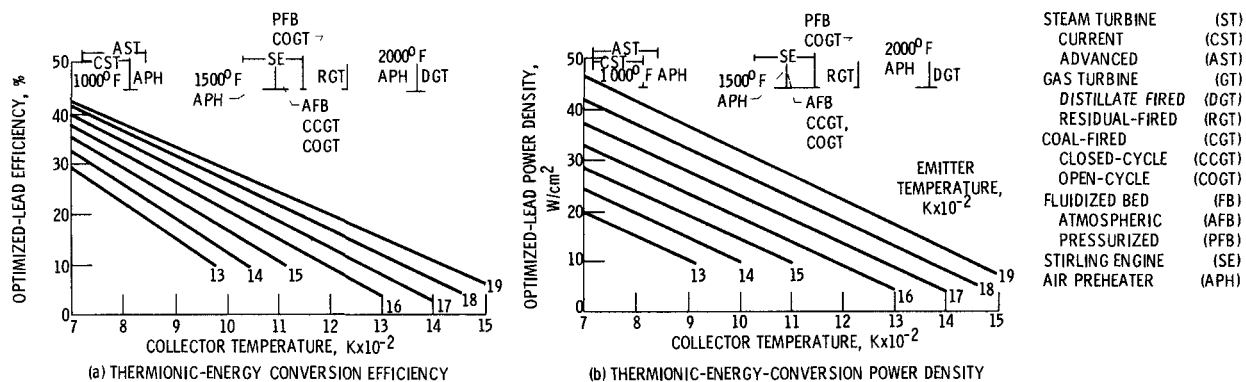


Figure 2.

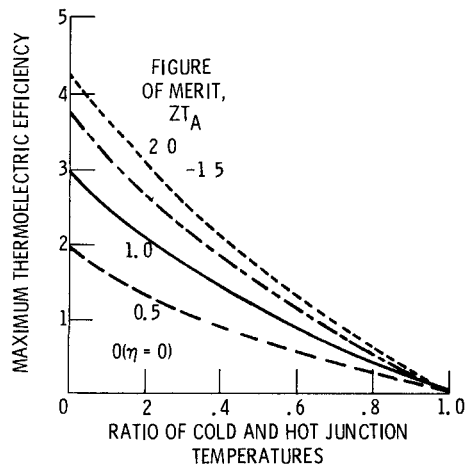


Figure 3. - Projected thermoelectric-efficiency maxima ($ZT_A \approx 1.0$)

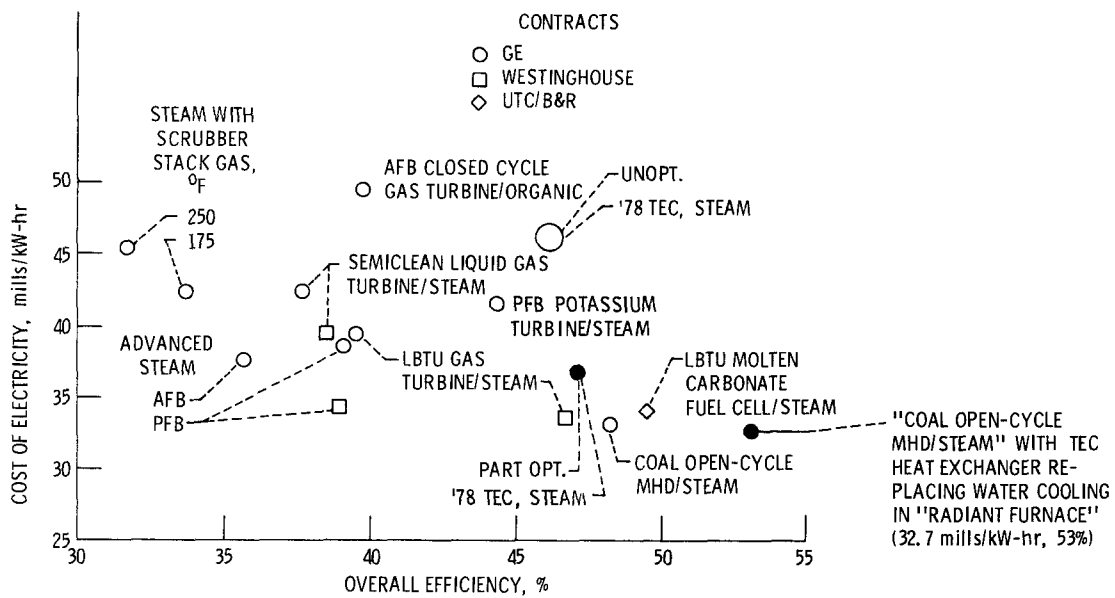


Figure 4. - ECAS Phase 2 results using 30-year levelized cost in mid-1975 dollars. Fuel cost assumed constant in fixed dollars.

1. Report No. NASA TM-81677	2. Government Accession No.	3. Recipient's Catalog No.	
4. Title and Subtitle THERMIONIC ENERGY CONVERSION (TEC) TOPPING THERMOELECTRICS		5. Report Date	
		6. Performing Organization Code 778-14-10	
7. Author(s) James F. Morris		8. Performing Organization Report No. E-702	
		10. Work Unit No.	
9. Performing Organization Name and Address National Aeronautics and Space Administration Lewis Research Center Cleveland, Ohio 44135		11. Contract or Grant No.	
		13. Type of Report and Period Covered Technical Memorandum	
12. Sponsoring Agency Name and Address U.S. Department of Energy Office of Coal Utilization Washington, D.C. 20545		14. Sponsoring Agency Code Report No. DOE/NASA/1062-8	
15. Supplementary Notes Prepared under Interagency Agreement EC-77-A-31-1062. Prepared for International Conference on Plasma Science sponsored by the Institute of Electrical and Electronics Engineers, Sante Fe, New Mexico, May 18-20, 1981.			
16. Abstract Long-respected international experts on thermoelectrics (Dixon, Ertl and Goldsmid supported by Ure) determine the probable maximum figure of merit (ZT) for fully matured thermoelectric generators as about unity from ordinary temperatures to 2000 K. Thus the maximum efficiency for fully matured thermoelectrics would be approximately $0.414 (1 - r_T) / (1.414 + r_T)$ where r_T is the ratio of cold and hot junction temperatures. This limitation contrasts with the recent burst of enthusiasm for high-temperature thermoelectrics - based on calculated figures of merit and efficiencies that increase more and more rapidly with rising temperatures. Unfortunately these calculations neglect internal radiation effects which diminish thermoelectric figures of merit significantly at 1000 K and substantially at 2000 K: The effective thermal-conductivity contribution of intrathermoelectric radiative dissipation increases with the third power of temperature. Therefore the quotation from <u>Thermoelectricity: Science and Engineering</u> by Heikes and Ure apparently still prevails: "...thermoelectric devices appear difficult to extend in the direction of high temperature, while thermionic devices become inefficient at low temperature." Accordingly consideration of thermoelectric power generation with high-temperature heat sources should include utilization of TEC topping thermoelectrics. However TEC alone or TEC topping more-efficient conversion systems like steam or gas turbines, combined cycles or Stirling engines would be more desirable generally.			
17. Key Words (Suggested by Author(s)) Thermionic energy conversion (TEC); High temperatures; High performance; Thermoelectrics; Thermoelectric power generation; Effective radiative thermal conduction; Radiative dissipation		18. Distribution Statement Unclassified - unlimited STAR Category 75 DOE Category UC-90f	
19. Security Classif. (of this report) Unclassified	20. Security Classif. (of this page) Unclassified	21. No. of Pages	22. Price*