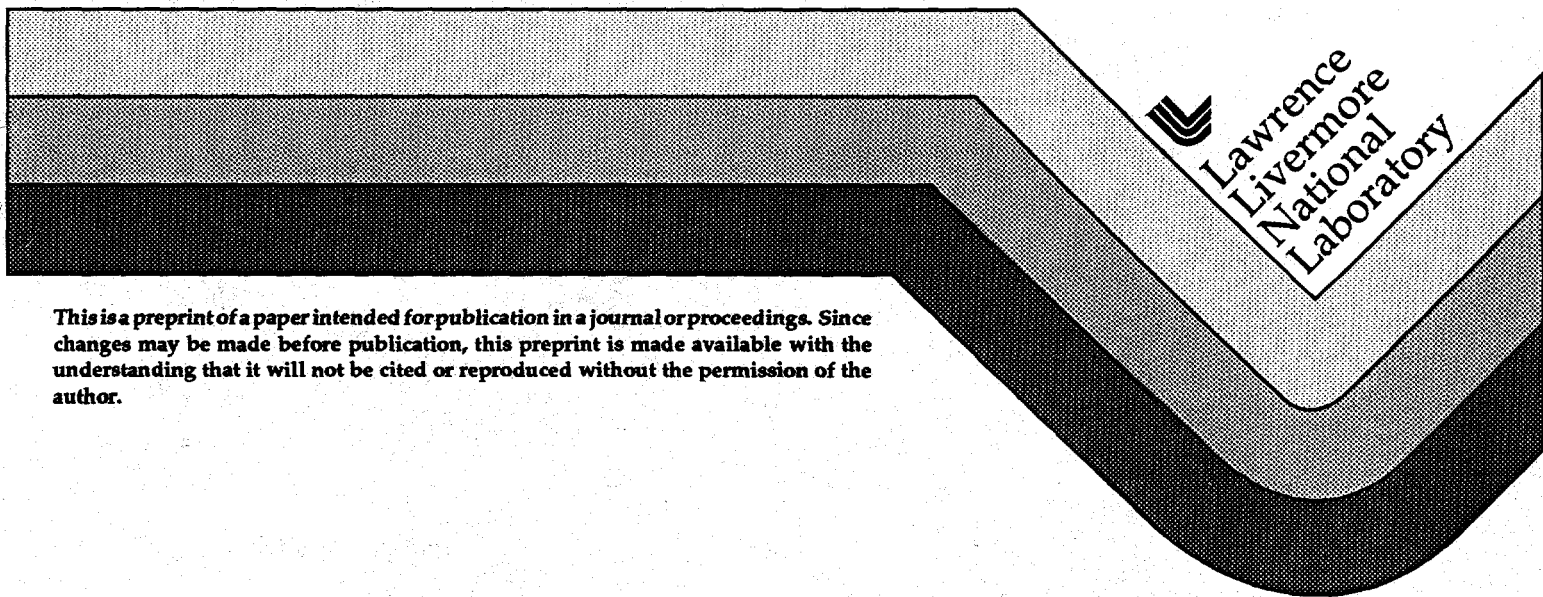


**Geomechanics Investigations in Support of the Large Block
Test at Fran Ridge, Nye County, Nevada**

S. C. Blair
P. Berge
E. Kansa
W. Lin
J. Roberts

This paper was prepared for submittal to
the 2nd International Conference on Mechanics of Jointed and Faulted Rock
Vienna, Austria
April 10-14, 1995

July 21, 1994



This is a preprint of a paper intended for publication in a journal or proceedings. Since changes may be made before publication, this preprint is made available with the understanding that it will not be cited or reproduced without the permission of the author.

MASTER

JTB

DISCLAIMER

This report was prepared as an account of work sponsored by an agency of the United States Government. Neither the United States Government nor any agency thereof, nor any of their employees, make any warranty, express or implied, or assumes any legal liability or responsibility for the accuracy, completeness, or usefulness of any information, apparatus, product, or process disclosed, or represents that its use would not infringe privately owned rights. Reference herein to any specific commercial product, process, or service by trade name, trademark, manufacturer, or otherwise does not necessarily constitute or imply its endorsement, recommendation, or favoring by the United States Government or any agency thereof. The views and opinions of authors expressed herein do not necessarily state or reflect those of the United States Government or any agency thereof.

DISCLAIMER

Portions of this document may be illegible in electronic image products. Images are produced from the best available original document.

Geomechanics Investigations in Support of the Large Block Test at Fran Ridge, Nye County, Nevada.

Stephen C. Blair, Patricia Berge, Edward Kansa, Wunan Lin, and Jeff Roberts

Lawrence Livermore National Laboratory.

Introduction

The Yucca Mountain Site Characterization Project is investigating the Topopah Spring Tuff at Yucca Mountain, Nevada for its suitability as a host rock for the disposal of high level nuclear wastes. The Lawrence Livermore National Laboratory is planning a large block test (LBT) to investigate coupled thermal-mechanical-hydrological and geochemical processes that may occur in the repository near-field environment. The LBT will be performed on an excavated block of Topopah Spring Tuff with approximate dimensions of 3 m x 3 m x 4.5 m and will provide information at an intermediate scale that will help evaluate existing models for repository performance. To simulate underground stress conditions, a horizontal stress of about 4 MPa will be applied to the four sides of the block and a vertical stress of similar magnitude will be applied to the top surface. The stresses will be retained by a frame 4.9 m in dia. and 6 m high. The frame assembly will be anchored to the outcrop with rock bolts. While these stress levels do not simulate the exact stress conditions expected in the potential repository horizon, they do provide known boundary conditions that are similar to conditions expected in the potential repository. The block will also be loaded thermally by establishing a thermal gradient along its vertical axis. This will be accomplished by heating a horizontal cross section located 1.5 m up from the base of the block. The LBT is sketched in Figure 1. Additional detail regarding the large block test has been presented in a paper by Lin et al.¹.

MASTER

In support of the LBT a series of geomechanical studies has been planned to investigate and characterize the fundamental geomechanical behavior of the fractured rock system to the mechanical and thermal loads and to provide mechanical data to support the hydrological and geochemical investigations also planned for the LBT. The geomechanical investigations include in situ measurement of stress, displacement, elastic velocity and acoustic emissions to be done on the block itself, a series of laboratory tests on smaller blocks quarried from the site, and a series of modeling studies of the thermomechanical response of the large block.

The LBT offers a unique opportunity to determine the deformational response for a fractured rock mass at an intermediate scale and under conditions where the three-dimensional geometry of the natural fracture system is known and the boundary conditions are well controlled. It also offers opportunity for comparison of static and dynamic moduli of a fractured rock mass as a function of applied stress and temperature conditions and as a function of time.

Description of Work to Date


Geomechanical studies on the large block are focussed on 1) the overall rock mass deformation vs. applied stress, temperature and time, 2) the decomposition of the deformation into components due to deformation of fractures and matrix material, and 3) the effect of temperature and related movement of fluids and geochemical effects on deformation, rock damage, and static and dynamic properties. Geomechanics measurements planned for the LBT include static deformation at a series of scales using a new optical borehole extensometer as well as strain gauge techniques, monitoring of acoustic emission, and a series of acoustic tomography measurements. Instrumentation will be installed in vertical and horizontal boreholes and on the surface of the block. All holes will be cored and fractures will be mapped to provide additional constraints on the block structure. A prototype of the optical extensometer is currently under construction,

and results from preliminary tests of the new instrument will be reported. The surfaces of the large block are also being mapped and Figure 2 shows the fracture map of the top surface of the block with all dead end cracks removed.

Laboratory tests on smaller blocks will be used to determine deformation of the host rock at the one-half meter scale as well as static and dynamic mechanical properties of individual fractures. These tests will also be used to characterize the mechanical, hydrological, and geochemical behavior at conditions of elevated temperature and pressure, and to evaluate and/or develop diagnostic techniques to be used during the LBT. This includes evaluation of the transducer emplacement technology, evaluation of the optical extensometer mentioned above, testing of monitoring systems, and testing of transducers and transducer mounting techniques for the electrical resistivity tomography measurements.

A series of modeling studies is also underway. The purpose of the modeling is to aid in the experimental design of the Large Block Test, and to evaluate various thermal and material models, and numerical methods for predicting the block response by comparing observed with estimated response. We are analyzing the geomechanical response using both a time-dependent finite difference method, and a discrete element method. The finite difference code being used (FLAC) is capable of treating both mechanical and thermally induced stresses and deformations. It is a two-dimensional code in which materials are represented by arbitrarily-shaped, quadrilateral zones and is based on a Lagrangian scheme and is capable of using several built-in material models, including the ubiquitous joint model that has previously been used to simulate thermal-mechanical behavior in tuff. Predicted temperature and horizontal displacement fields after forty-one days of heating are shown in Figures 3 and 4 respectively. These were predicted using a purely elastic constitutive model. Simulations using other constitutive models are underway and will be reported at the meeting.

Figure 2



← N

JC

Figure 3

FLAC (Version 3.22)


LEGEND

6/21/1993 13:56
step *****
Thermal Time 3.5727E+06
0.000E+00 <x< 1.500E+00
0.000E+00 <y< 5.000E+00

Boundary plot


0 2E-1

Temperature



T (°K)

Contour interval= 1.00E+01



U. of CA LAWRENCE LIVERMORE
NATIONAL LABORATORY

ck

Figure 4

FLAC (Version 3.22)

LEGEND

6/21/1993 13:54

step *****

Thermal Time 3.5727E+06

0.000E+00 <x< 1.500E+00

0.000E+00 <y< 5.000E+00

Boundary plot

0 2E -1

Y-displacement contours

(m)

-2.00E-02

-1.00E-02


0.00E+00

1.00E-02

2.00E-02

3.00E-02

Contour interval= 1.00E-02 (m)



U. of CA LAWRENCE LIVERMORE
NATIONAL LABORATORY

The geomechanical behavior of the block is also being analyzed using the discrete element method in which fractures are modeled discretely, and analysis of the mechanical behavior at test conditions of the blocks and fracture system shown in Figure 2 is currently underway using the discontinuous displacement analysis (DDA) approach discussed by Shi and Goodman². Preliminary results of this two-dimensional analysis will be reported.

Summary

A series of geomechanics measurements and modeling studies have been planned in support of the large block test. These include field measurements of static and dynamic properties on the block, laboratory measurements on smaller blocks excavated from the outcrop to establish properties at a scale of a few tens of centimeters, and equivalent continuum and discrete element modeling studies of the block behavior. Excavation of the block is now underway along with model simulations. Laboratory tests are scheduled to start in September, 1994, and field tests on the large block are set to begin in the spring of 1995.

Work performed under the auspices of the U. S. Department of Energy by Lawrence Livermore National Laboratory under Contract W-7405-ENG-48.

References

1. Lin, W., D. G. Wilder, J. A. Blink, S. C. Blair, T. A. Buscheck, D. A. Chesnut, W. E. Glassley, and J. J. Roberts, "The Testing of Thermal-Mechanical-Hydrological-Chemical Processes Using a Large Block," submitted to *1994 International High-Level Radioactive Waste Management Conf.*, May 22-26, 1994, Las Vegas, NV.
2. Shi, G., and R. E. Goodman (1988), "Discontinuous Deformation Analysis—A New Method for Computing Stress, Strain and Sliding of the Block Systems," in *Proc. 29th U.S. Symposium on Rock Mechanics*, Minneapolis, MN, (Balkema, Rotterdam).