

EW
29-82

②

Hr. 384

DOE/JPL/956061-2
(DE82010775)

INVESTIGATION OF THE HYDROCHLORINATION OF SiCl_4

Flat-Plate Solar Array Project. Task I: Silicon Material

Second Quarterly Report for the Period October 1, 1981—January 8, 1982

By
Jeffrey Y. P. Mui


January 9, 1982

Work Performed Under Contract No. NAS-7-100-956061

NOTICE

Solarelectronics, Inc.
Bellingham, Massachusetts

PORTIONS OF THIS REPORT ARE ILLEGIBLE. It
has been reproduced from the best available
copy to permit the broadest possible avail-
ability.



U.S. Department of Energy



Solar Energy

DISCLAIMER

"This report was prepared as an account of work sponsored by an agency of the United States Government. Neither the United States Government nor any agency thereof, nor any of their employees, makes any warranty, express or implied, or assumes any legal liability or responsibility for the accuracy, completeness, or usefulness of any information, apparatus, product, or process disclosed, or represents that its use would not infringe privately owned rights. Reference herein to any specific commercial product, process, or service by trade name, trademark, manufacturer, or otherwise, does not necessarily constitute or imply its endorsement, recommendation, or favoring by the United States Government or any agency thereof. The views and opinions of authors expressed herein do not necessarily state or reflect those of the United States Government or any agency thereof."

This report has been reproduced directly from the best available copy.

Available from the National Technical Information Service, U. S. Department of Commerce, Springfield, Virginia 22161.

Price: Printed Copy A02
Microfiche A01

Codes are used for pricing all publications. The code is determined by the number of pages in the publication. Information pertaining to the pricing codes can be found in the current issues of the following publications, which are generally available in most libraries: *Energy Research Abstracts, (ERA)*; *Government Reports Announcements and Index (GRA and I)*; *Scientific and Technical Abstract Reports (STAR)*; and publication, NTIS-PR-360 available from (NTIS) at the above address.

DISCLAIMER

This report was prepared as an account of work sponsored by an agency of the United States Government. Neither the United States Government nor any agency thereof, nor any of their employees, makes any warranty, express or implied, or assumes any legal liability or responsibility for the accuracy, completeness, or usefulness of any information, apparatus, product, or process disclosed, or represents that its use would not infringe privately owned rights. Reference herein to any specific commercial product, process, or service by trade name, trademark, manufacturer, or otherwise does not necessarily constitute or imply its endorsement, recommendation, or favoring by the United States Government or any agency thereof. The views and opinions of authors expressed herein do not necessarily state or reflect those of the United States Government or any agency thereof.

DISCLAIMER

Portions of this document may be illegible in electronic image products. Images are produced from the best available original document.

DOE/JPL/956061--2

DE82 010775

DOE/JPL/956061-2
(DE82010775)
Distribution Category UC-63b

INVESTIGATION OF THE
HYDROCHLORINATION OF SiCl_4

Flat-Plate Solar Array Project.
Task I: Silicon Material

Second Quarterly Report for the Period
October 1, 1981-January 8, 1982

BY
Jeffrey Y.P. Mui

JPL Contract No. 956061

SOLARELECTRONICS, INC.
BELLINGHAM, MASSACHUSETTS

FLAT-PLATE SOLAR ARRAY PROJECT

TASK I SILICON MATERIAL

"Investigation of the Hydrochlorination of SiCl₄"

SECOND QUARTERLY REPORT

January 9 , 1982.

by

Jeffrey Y. P. Mui

SOLARELECTRONICS, INC.

Bellingham, Mass.

ABSTRACT

A new two inch-diameter stainless steel reactor was designed and built to operate at pressures up to 500 psig for the experimental studies on the hydrochlorination of SiCl₄ and metallurgical grade (m.g.) silicon metal to SiHCl₃,



After a thorough safety review, the hydrochlorination reactor system was successfully started-up in the month of December. Preliminary experiments on the hydrochlorination of SiCl₄ and m.g. silicon metal were carried out. One experiment was conducted under the same reaction conditions as that carried out previously with the one inch-diameter laboratory reactor. Results of the reaction kinetic measurements with the 2" reactor show good agreement with the previously obtained results.

The effect of pressure on the hydrochlorination reaction was studied. In order to clearly see the effect of pressure, the experiments were carried out at low reactor pressures of 73 psig and 150 psig, respectively. A large pressure effect on

the hydrochlorination reaction was observed between the results of the low pressure experiments and the results of the high pressure experiments. In general, higher pressure produces a higher conversion of SiHCl_3 but at a slower reaction rate. The effect of temperature on the hydrochlorination reaction was studied at 73 psig. As previously observed, higher reaction temperature gives both a higher conversion of SiHCl_3 and a higher reaction rate.

Samples of the material of construction for the hydrochlorination reactor were prepared for the corrosion study. Materials include Type 304 stainless steel, carbon steel, Incoloy 800H, Alloy 400 (Monel), Hastelloy B-2 (a Ni/Mo alloy), nickel and copper. These test samples were mounted in a stainless steel rack which was fitted inside the 2" reactor tube. The corrosion tests are in progress.

TABLE OF CONTENTS

	<u>Page No.</u>
ABSTRACT	i
TABLE OF CONTENTS	iii
I. INTRODUCTION	1
II. DISCUSSION	2
A. The Hydrochlorination Apparatus	2
B. Preliminary Experiments on the Hydrochlorination of SiCl_4 and m.g. Silicon Metal	2
C. Reaction Kinetic Measurements	4
(1) Function of Pressure	4
(2) Function of Temperature	5
D. Corrosion Study	6
E. Summary of Progress	6
III. PROJECTED THIRD QUARTER ACTIVITIES	6
IV. REFERENCES	7
V. APPENDIX	7
Program Plan	
Table I. The Hydrochlorination of SiCl_4 and m.g. Silicon at 450°C , 300 psig, $\text{H}_2/\text{SiCl}_4 = 2.8$	
Table II. The Hydrochlorination of SiCl_4 and m.g. Silicon at 450°C , 73 psig, $\text{H}_2/\text{SiCl}_4 = 2.8$	
Table III. The Hydrochlorination of SiCl_4 and m.g. Silicon at 450°C , 150 psig, $\text{H}_2/\text{SiCl}_4 = 2.8$	
Table IV. The Hydrochlorination of SiCl_4 and m.g. Silicon at 500°C , 73 psig, $\text{H}_2/\text{SiCl}_4 = 2.8$	
Figure I The Hydrochlorination Apparatus	
Figure II The Hydrochlorination of SiCl_4 and m.g. Silicon at 450°C , 300 psig, $\text{H}_2/\text{SiCl}_4 = 2.8$	
Figure III The Effect of Pressure on the Hydrochlorination Reaction at 450°C , $\text{H}_2/\text{SiCl}_4 = 2.8$	
Figure IV The Effect of Pressure on the Hydrochlorination Reaction at 450°C , $\text{H}_2/\text{SiCl}_4 = 2.8$	
Figure V The Effect of Temperature on the Hydrochlorination Reaction at 73 psig, $\text{H}_2/\text{SiCl}_4 = 2.8$	

I. INTRODUCTION

A research and development program was initiated in July of last year to study the hydrochlorination of SiCl_4 and m.g. silicon metal to SiHCl_3 ,



The concept of hydrochlorination originated from the Union Carbide, silane-to-silicon process, in which the by-product SiCl_4 is recycled back to SiHCl_3 by its reaction with m.g. silicon metal and hydrogen⁽¹⁾. The Hemlock Semiconductor polysilicon process based on chemical vapor deposition also utilizes the hydrochlorination reaction to recycle the SiCl_4 generated in its SiH_2Cl_2 process⁽²⁾. The hydrochlorination reaction has been shown in the previous experimental studies to be an efficient process to produce SiHCl_3 in good conversion and in high yield^(1,3). Trichlorosilane is also the most widely used starting material for the production of high purity silicon metal. Presently, polycrystalline silicon metal is produced in the Siemens-type reactors, in which SiHCl_3 is reduced by hydrogen gas at high temperatures. The commercial Siemens process produces SiCl_4 and HCl as the major by-products. Since the hydrochlorination reaction consumes the by-product SiCl_4 while produces the SiHCl_3 starting material, it has the potential of a practical commercial process to complete a recycle loop for the Siemens process for the production of polycrystalline silicon metal with substantial savings on raw material cost⁽³⁾.

The objective of the JPL/Solarelectronics Contract No. 956061 on "Investigation of the Hydrochlorination of SiCl_4 " is primarily designed to generate basic reaction kinetic and engineering data so that the potential application of the hydrochlorination process for the production of high purity, solar grade silicon metal can be fully evaluated. Also, new idea and new concept are tested with the ultimate goal to improve the efficiency of the hydrochlorination process. The

attached Program Plan includes a comprehensive corrosion study to provide a basic understanding on the mechanism of corrosion inside the hydrochlorination reactor and to select the most suitable material of construction for the hydrochlorination reactor. The fluidization mechanism study is designed to explore reactor design concepts based on the merits of a fluidized-bed or a fixed-bed reactor design. An idea to recycle chloride wastes is also included in the investigation as out-lined in the Program Plan.

Construction and installation of the hydrochlorination apparatus have been completed. Experiments on the hydrochlorination of SiCl_4 and m.g. silicon metal were carried out. Results are summarized in the following.

II. DISCUSSION

A. The Hydrochlorination Apparatus

The two inch-diameter stainless steel reactor for the hydrochlorination of SiCl_4 and m.g. silicon metal is schematically shown in Figure I. The design and function of the hydrochlorination apparatus were reported in detail in the first Quarterly Report (DOE/JPL 956061-1). Construction and installation of the hydrochlorination apparatus have been completed. Instruments were tested and calibrated. After a thorough safety review, the reactor was successfully started-up in the month of December. Preliminary experiments on the hydrochlorination reaction were carried out.

B. Preliminary Experiments on the Hydrochlorination of SiCl_4 and M.G. Silicon Metal

Initially, an experiment on the hydrochlorination of SiCl_4 and m.g. silicon metal was repeated in the new 2" reactor under the same reaction conditions as one of the experiment previously carried out in the 1" laboratory reactor ⁽³⁾ at 300 psig, 450°C and H_2/SiCl_4 molar ratio of 2.8. The purpose of this experiment is to relate the experimental data obtained

from this new 2" reactor design to those obtained previously.

The reactor was initially charged with 862 g. (718 cc) 32xD (32 mesh to dust) m.g. silicon metal. Air inside the hydrochlorination apparatus was first evacuated. It was then pressurized with hydrogen gas. The reactor was heated to reaction temperature of 450°C. A mixture of hydrogen gas and SiCl₄ vapor was fed into the reactor at a molar ratio of 2.8. After the reactor system had been stabilized, reaction kinetic measurements were made by measuring the % SiHCl₃ conversion as a function of residence time. The H₂/SiCl₄ feedrates were varied while samples of the reaction product mixture were withdrawn and analyzed by the in-line gas chromatograph as schematically shown in Figure I. Trichlorosilane and a small amount of dichlorosilane are the only significant products produced in the hydrochlorination reaction. The % SiHCl₃ conversion was calculated from the G.C. analyses. The residence time is a function of the H₂/SiCl₄ feedrate. It is defined as the time in which the movement of the inlet gaseous mixture passes through an empty reactor tube with a volume equals to the volume of the silicon mass bed. For example, if the feedrate of the gaseous H₂/SiCl₄ mixture under the reaction condition of 450°C, 300 psig is 718 cc per minute, the residence time is calculated to be 60 seconds for the 862 g. (718 cc) of silicon metal mass bed inside the hydrochlorination reactor. Here, ideal gas behavior is assumed for the gaseous H₂/SiCl₄ mixture.

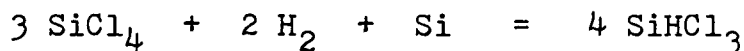
Results of this experiment are summarized in Table I. Data in Table I are presented in Figure II by plotting the % SiHCl₃ conversion versus residence time. Also plotted in the same graph are previously obtained experimental results obtained from the one inch-diameter laboratory reactor (3) under similar reaction conditions. As the results in Figure II indicate, the kinetic curve obtained from the new 2" reactor shows a slightly different profile from that of the 1" reactor. However, the difference is small and the deviations

are within experimental error. In conclusion, the reaction kinetic data obtained from the new 2" hydrochlorination reactor design are comparable to those obtained previously.

C. Reaction Kinetic Measurements

(1) Function of Pressure

The two inch-diameter hydrochlorination reactor is designed to operate at pressures up to 500 psig. Since the hydrochlorination of SiCl_4 and m.g. silicon metal,



results a net volume contraction as SiHCl_3 is produced, higher pressure is expected to give a higher equilibrium conversion of SiHCl_3 . The upper pressure range of 500 psig is an optimum reactor pressure for the hydrochlorination reaction and it is still within the limit of conventional chemical processing equipments⁽¹⁾. Previously, experimental data at 500 psig and at 300 psig show that the reaction rate is slightly slower at 500 psig than that obtained at 300 psig under the same reaction conditions⁽³⁾. In order to clearly see the effect of pressure on the hydrochlorination reaction, experiments were carried out at low reactor pressures of 73 psig and 150 psig respectively. The difference between 500 psig and 300 psig represents a mere 63.5% increase in pressure. On the other hand, a $3\frac{1}{2}$ -folded increase in pressure is noted between 300 psig. and 73 psig.

A series of experiments was carried out at 73 psig, 450°C and H_2/SiCl_4 feed ratio of 2.8. Results of the experiments are summarized in Table II. Data in Table II are presented in Figure III by plotting the % SiHCl_3 conversion versus residence time. Also plotted in the same graph are the reaction kinetic data obtained at 300 psig in Table I. Results in Figure II show the evidence of a large pressure effect on the hydrochlorination reaction. The reaction rate, i.e., the rate at which the hydrochlorination reaction approaches its equilibrium

SiHCl_3 conversion, is faster at 73 psig than that obtained at 300 psig. For example, it takes approximately 50 seconds residence time for the hydrochlorination reaction to reach 90% equilibrium conversion of SiHCl_3 at 73 psig. On the other hand, about 140 seconds residence time are needed at 300 psig to reach the same 90% equilibrium conversion of SiHCl_3 . Data in Figure III also clearly show that the higher 300 psig pressure produces a higher SiHCl_3 conversion. For example, the equilibrium conversion of SiHCl_3 is about 21% at 73 psig. A much higher SiHCl_3 conversion of 35% is achievable at 300 psig under the same reaction conditions.

The same experiment was repeated at 150 psig and at the same reaction temperature of 450°C and H_2/SiCl_4 ratio of 2.8. Results of this experiment are summarized in Table III. Data in Table III are presented in Figure IV by plotting the % SiHCl_3 conversion versus residence time. Also plotted in the same graph are the 73 psig data in Table III. As the results in Figure IV show, the effect of pressure on the hydrochlorination reaction is very much the same. In conclusion, the results of these experiments show that a higher pressure produces a higher SiHCl_3 conversion but at a slower reaction rate.

(2) Function of Temperature

The effect of temperature on the hydrochlorination reaction was studied at 73 psig and at H_2/SiCl_4 feed ratio of 2.8. A series of experiments was carried out at 500°C . Results are summarized in Table IV. Data in Table IV are presented in Figure V by plotting the % SiHCl_3 conversion versus residence time. Also plotted in the same graph are the 450°C data in Table II. Data in Figure V show the large effect of temperature on the hydrochlorination reaction. As previously observed, a higher reaction temperature produces both a higher reaction rate and a higher conversion of SiHCl_3 .

D. Corrosion Study

Samples of material of construction for the hydrochlorination reactor were prepared for the corrosion study. Material include Type 304 stainless steel, carbon steel, Incoloy 800H (a high Ni, Cr alloy), Alloy 400 (Monel, 2/3 Ni, 1/3 Cu), Hastelloy B-2 (a Ni/Mo alloy), nickel and copper. These test samples were mounted on a stainless steel rack which was fitted inside the 2" hydrochlorination reactor tube. In this manner, all the test samples will be exposed to the same reaction environment throughout the test procedure. The corrosion test is planned for about one hundred hours of total reaction time.

E. Summary of Progress

Work on the JPL Contract No. 956061 has progressed close to schedule as outlined in the attached Program Plan. The new 2" hydrochlorination reactor system performed as well as it was designed for. Experimental results on the reaction kinetic measurements obtained from this 2" reactor are comparable to those obtained previously. The effect of pressure on the hydrochlorination reaction was studied in detail. By carrying out experiments at low reactor pressures, large pressure effect on the hydrochlorination reaction was observed in comparison with those obtained at high reactor pressures (300 psig). The effect of temperature on the hydrochlorination reaction was briefly studied at the low reactor pressure of 73 psig. Results are similar to those obtained previously. The reaction kinetic data obtained at these low reactor pressures complement the high pressure data which have already been reported previously ⁽³⁾. Samples of material of construction for the hydrochlorination reactor were prepared and mounted inside the 2" reactor tube. The corrosion test is in progress.

III. PROJECTED THIRD QUARTER ACTIVITIES

Planned activities for the third quarter (January-

March) include,

- Reaction kinetic measurements with HCl added,
- Mass balance,
- Corrosion studies,
- Design and install the four inch-diameter hydrochlorination reactor.

IV. REFERENCES

- (1) Final Report, JPL Contract No. 954334, "Feasibility of the Silane Process for Producing Semiconductor Grade Silicon", Union Carbide Corporation, June, 1979.
- (2) Quarterly Progress Reports (1 to 6), JPL Contract No. 955533, "Development of a Polysilicon Process Based on Chemical Vapor Deposition", Hemlock Semiconductor Corporation, June, 1981.
- (3) Final Report, JPL Contract No. 955382, "Investigation of the Hydrogenation of SiCl_4 " by Jeffrey Y. P. Mui and Dietmar Seyferth, Massachusetts Institute of Technology, April 15, 1981.

V. APPENDIX

Program Plan
Tables I to IV
Figures I to V

SC-1 PROGRAM PLAN

JPL/SOLARELECTRONICS CONTRACT No. 956 061

Year Month of Year Month of Contract		1981						1982						
		7	8	9	10	11	12	1	2	3	4	5	6	
		1	2	3	4	5	6	7	8	9	10	11	12	
I	Program Plan, Baseline Cost Est.	±												
II	Transfer Reactor form M.I.T.	±	±											
III	Reactor Design, Order Equipment Construction of Apparatus	±	±	±	±									
IV	Safety Review, Start-up Reactor				±									
V	Reaction Kinetics Measurement									▲				
	(1) Function of T, P, C				±	±	±			7				
	(2) Impurities Measurement					±	±			7				
	(3) Mass Balance									7				
VI	Corrosion Study												▲	
	(1) Type 304,316 S.St., Incoloy, Alloy Steel, Carbon Steel etc.								±	7	8	9		
	(2) Corrosion Mechanism Study										8	9		
VII	By-Product HCl Recycle													▲
	(1) Reaction Kinetics with HCl								±	7	8	9		
	(2) Corrosion Measurement with HCl									7	8	9		
	(3) Data Evaluation										8	9		
VIII	Fluidization Mechanism Study													▲
	(1) Design and Install 4" Reactor										8	9	10	
	(2) Safety Review, Start-up											9	10	
	(3) Reaction Rate Measurements, Fluidized-Bed, Fixed-Bed												10	11
	(4) Data Evaluation												10	11
IX	Recommendations													▲
	(1) Optimum Process Parameters												9	12
	(2) Optimum Material for Reactor												9	
	(3) Additional Development Work													12
	(4) Final Report													12

▲ Milestone Check Points

Prepared by: Jeffrey Y. P. Mui , Solarelectronics, Inc.
July 22,1981.

TABLE I

THE HYDROCHLORINATION OF SiCl_4 AND M.G. SILICON
 AT 450°C , 300 PSIG AND H_2/SiCl_4 RATIO OF 2.8

Experiment No.	Hydrogen Feedrate SLM ⁽¹⁾	Residence Time Second	Reaction	Product Composition	
			SiH_2Cl_2	SiHCl_3	SiCl_4
1	1.0	265	1.257	34.47	64.27
			1.259	34.18	64.56
			(1.258)	(34.33)	(64.41)
2	2.0	133	0.9370	30.44	68.63
			0.9791	31.36	67.66
			(0.9581)	(30.90)	(68.15)
3	2.9	91.7	0.6941	27.06	72.25
			0.6379	27.05	72.31
			(0.6660)	(27.06)	(72.28)
4	4.0	66.5	0.4091	23.44	76.15
			0.4634	23.15	76.38
			(0.4363)	(23.30)	(76.26)
5	6.6	40.2	0.3149	17.93	81.76
			0.3044	18.21	81.49
			(0.3097)	(18.07)	(81.63)

(1) SLM = Standard Liter per Minute, at 18°C , 760 mm Hg.

TABLE II

THE HYDROCHLORINATION OF SiCl_4 AND M.G. SILICON
 AT 450°C , 73 PSIG AND H_2/SiCl_4 RATIO OF 2.8

Experiment No.	Hydrogen Feedrate SLM (1)	Residence Time Second	Reaction Product Composition Mole %		
			SiH_2Cl_2	SiHCl_3	SiCl_4
1	0.6	121	0.2659	20.29	79.44
			0.2973	20.61	79.09
			(0.2816)	(20.45)	(79.27)
2	1.2	60.7	0.2595	19.52	80.22
			0.2981	19.40	80.30
			(0.2788)	(19.46)	(80.26)
3	2.15	33.8	0.2294	17.99	81.78
			0.1620	17.54	82.29
			(0.1724)	(17.77)	(82.03)
4	4.4	16.5	0.1635	14.75	85.09
			0.1636	14.91	84.93
			(0.1636)	(14.83)	(85.01)

(1) SLM = Standard Liter per Minute, at 18°C , 760 mm Hg.

TABLE III

THE HYDROCHLORINATION OF SiCl_4 AND M.G. SILICON
AT 450°C , 150 PSIG AND H_2/SiCl_4 RATIO OF 2.8

Experiment No.	Hydrogen Feedrate SLM (1)	Residence Time Second	Reaction Product Composition Mole %		
			SiH_2Cl_2	SiHCl_3	SiCl_4
1	0.7	193	0.5577	26.05	73.39
			0.5736	26.07	73.35
			(0.5656)	(26.06)	(73.37)
2	1.25	108	0.3498	21.99	77.66
			0.4398	22.81	76.75
			(0.3948)	(22.40)	(77.21)
3	2.1	64.3	0.3343	20.13	79.54
			0.3626	20.52	79.12
			(0.3485)	(20.33)	(79.33)
4	3.0	45.0	0.2119	16.08	83.70
			0.2347	16.29	83.48
			(0.2233)	(16.19)	(83.59)
5	6.0	22.5	0.1640	12.17	87.66
			0.1689	12.20	87.63
			(0.1665)	(12.19)	(87.65)

(1) SLM = Standard Liter per Minute, at 18°C , 760 mm Hg.

TABLE IV

THE HYDROCHLORINATION OF SiCl_4 AND M.G. SILICON
AT 500°C , 73 PSIG AND H_2/SiCl_4 RATIO OF 2.8

Experiment No.	Hydrogen Feedrate SLM ⁽¹⁾	Residence Time Second	Reaction Product Composition Mole %		
			SiH_2Cl_2	SiHCl_3	SiCl_4
1	0.35	193	0.4121	23.51	76.08
			0.3809	24.02	75.60
			(0.3965)	(23.77)	(75.84)
2	0.75	90.1	0.3424	22.36	77.30
			0.3447	22.45	77.21
			(0.3436)	(22.41)	(77.26)
3	1.3	52.0	0.3666	21.68	77.96
			0.3969	22.87	76.73
			(0.3818)	(22.28)	(77.35)
4	2.3	29.4	0.4244	21.44	78.14
			0.4548	21.52	78.02
			(0.4396)	(21.48)	(78.08)
5	4.3	15.7	0.3002	20.02	79.68
			0.3075	19.89	79.80
			(0.3039)	(19.96)	(79.74)

(1) SLM = Standard Liter per Minute, at 18°C , 760 mm Hg.

FIGURE I APPARATUS FOR THE HYDROCHLORINATION OF SiCl_4 AND M.G. SILICON METAL TO SiHCl_3

(DRAWING NOT TO SCALE)

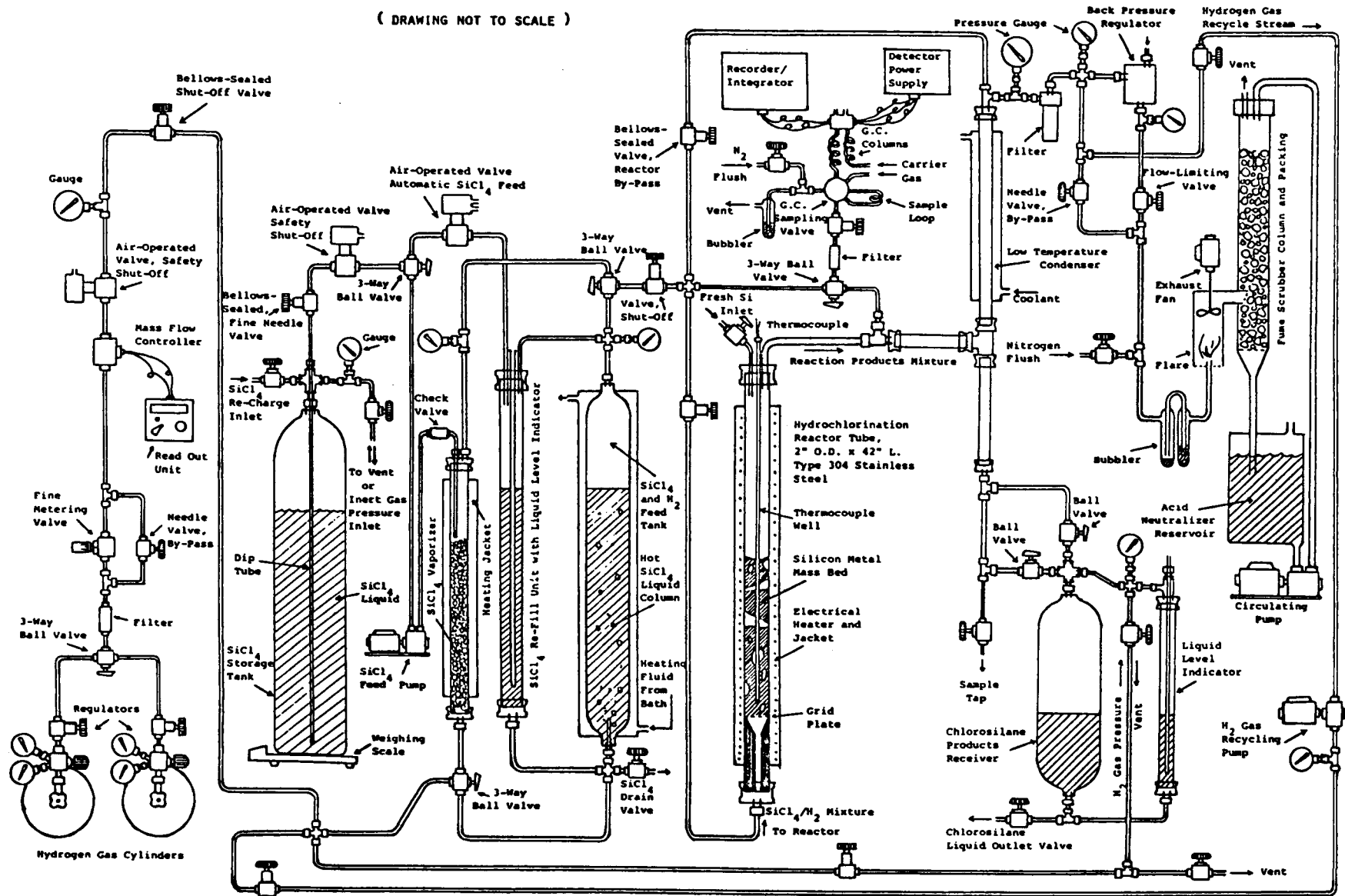


FIGURE II THE HYDROCHLORINATION OF SiCl_4 AND M.G. SILICON TO SiHCl_3 AT 300 PSIG, 450°C AND H_2/SiCl_4 MOLAR RATIO OF 2.8

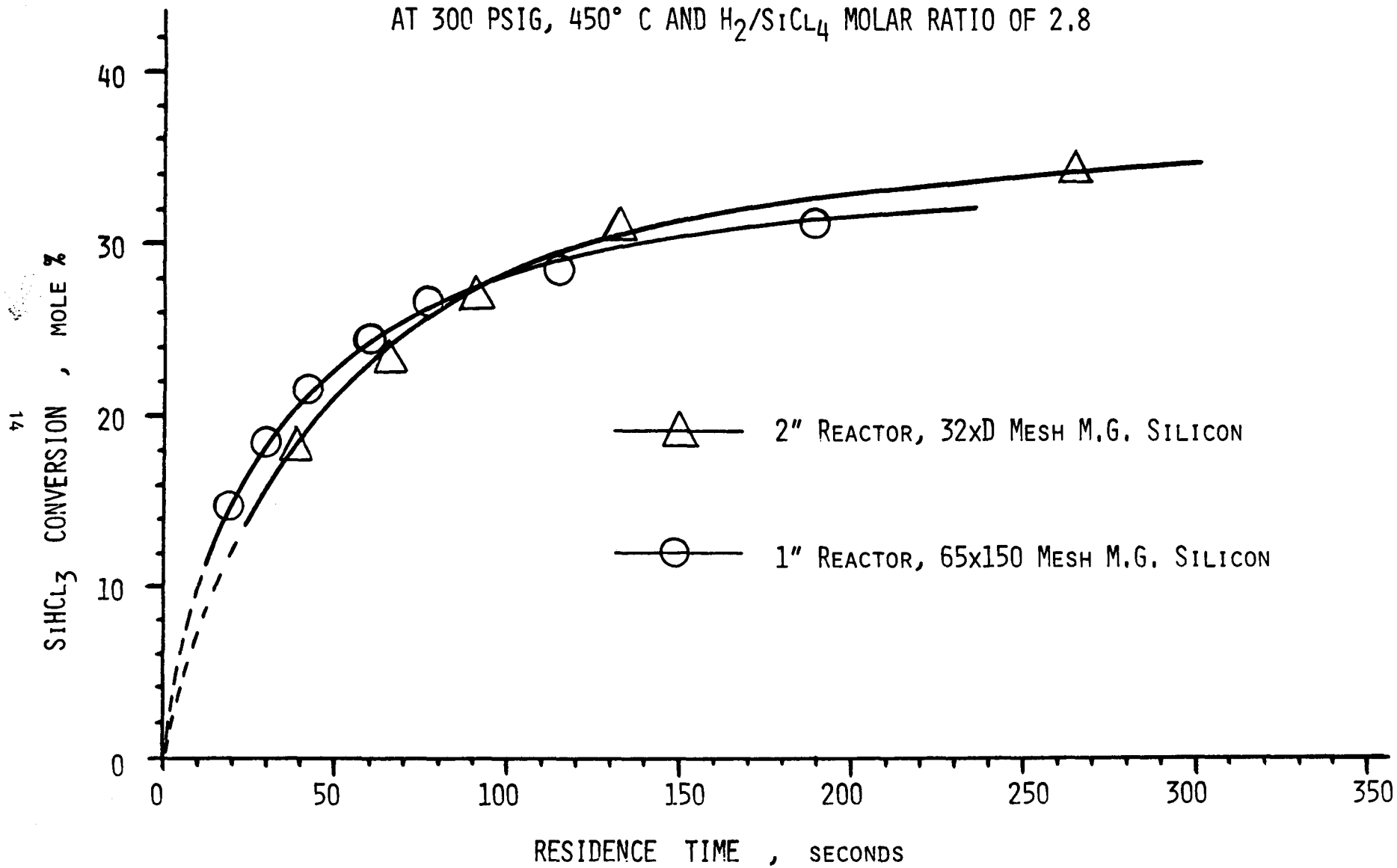


FIGURE III THE EFFECT OF PRESSURE ON THE HYDROCHLORINATION OF SiCl_4 AND M.G. SILICON AT 450°C AND H_2/SiCl_4 RATIO OF 2.8

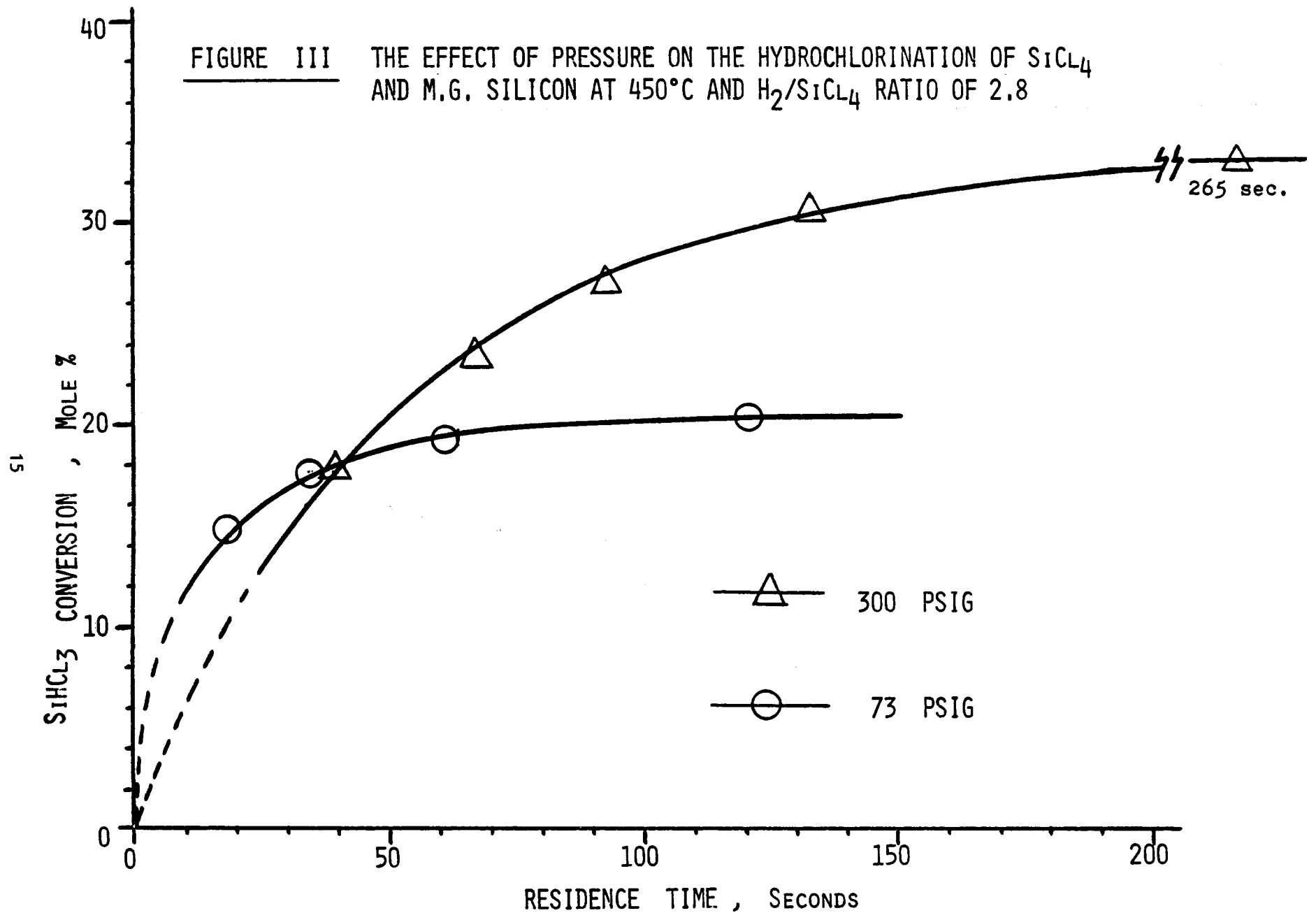


FIGURE IV THE EFFECT OF PRESSURE ON THE HYDROCHLORINATION OF SiCl_4 AND M.G. SILICON AT 450°C AND H_2/SiCl_4 RATIO OF 2.8

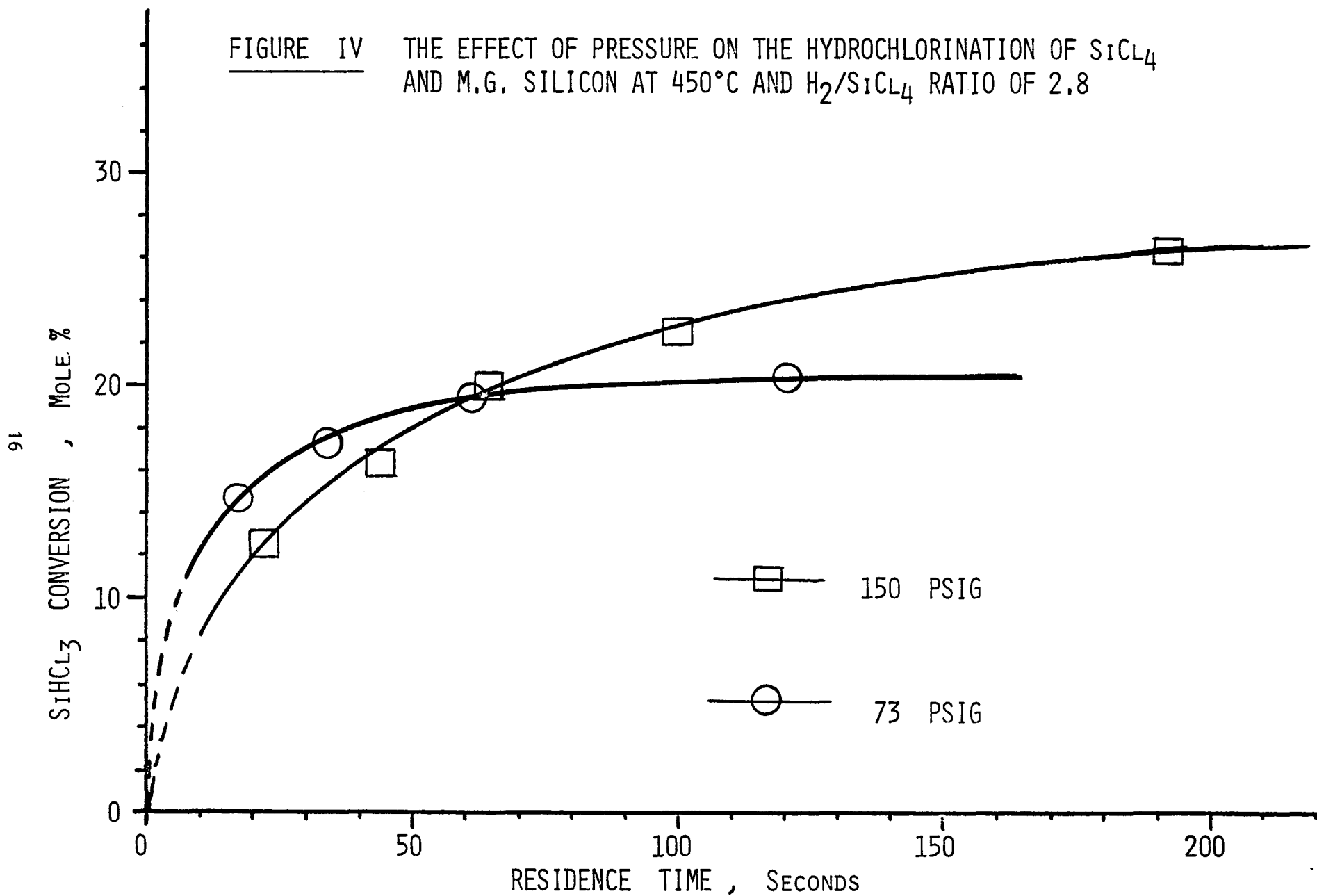


FIGURE V THE EFFECT OF TEMPERATURE ON THE HYDROCHLORINATION OF SiCl_4 AND M.G. SILICON AT 73 PSIG AND H_2/SiCl_4 MOLAR RATIO OF 2.8

