

RECEIVED

JUL 22 1997

OSTI

SLAC-PUB-7567

June 1997

CONF-9704139--1

## *B* Physics at SLD

S. Willocq<sup>a</sup>

<sup>a</sup>Stanford Linear Accelerator Center  
Stanford University, Stanford, CA 94309, USA

Representing the SLD Collaboration\*  
Stanford Linear Accelerator Center  
Stanford University, Stanford, CA 94309, USA

We review recent *B* physics results obtained in polarized  $e^+e^-$  interactions at the SLC by the SLD experiment. The excellent 3-D vertexing capabilities of SLD are exploited to extract precise  $B^+$  and  $B_d^0$  lifetimes, as well as measurements of the time evolution of  $B_d^0 - \bar{B}_d^0$  mixing.

### DISCLAIMER

This report was prepared as an account of work sponsored by an agency of the United States Government. Neither the United States Government nor any agency thereof, nor any of their employees, makes any warranty, express or implied, or assumes any legal liability or responsibility for the accuracy, completeness, or usefulness of any information, apparatus, product, or process disclosed, or represents that its use would not infringe privately owned rights. Reference herein to any specific commercial product, process, or service by trade name, trademark, manufacturer, or otherwise does not necessarily constitute or imply its endorsement, recommendation, or favoring by the United States Government or any agency thereof. The views and opinions of authors expressed herein do not necessarily state or reflect those of the United States Government or any agency thereof.

*Presented at the 5<sup>th</sup> Topical Seminar on The Irresistible Rise of the Standard Model, 21-25 April 1997,  
San Miniato al Toderco, Italy.*

\*Work supported in part by the Department of Energy, contract DE-AC03-76SF00515 (SLAC).

MASTER

DISTRIBUTION OF THIS DOCUMENT IS UNLIMITED

**DISCLAIMER**

**Portions of this document may be illegible  
in electronic image products. Images are  
produced from the best available original  
document.**

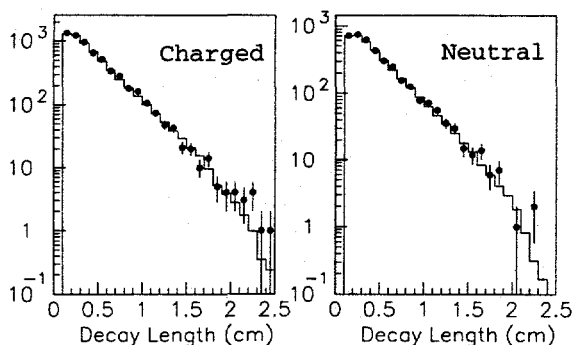


Figure 1. Decay length distributions for data (points) and best fit MC (histogram) in the topological analysis.

come from uncertainties in the detector modeling,  $B_s^0$  lifetime, fit systematics, and MC statistics.

The second lifetime analysis [3] is restricted to semileptonic decays. This reduces the overall efficiency compared to the topological method but results in an improved charge reconstruction purity. In this method, a  $D$  decay vertex is reconstructed topologically and the  $B$  decay vertex is formed by intersecting the  $D$  meson trajectory with that of an identified lepton. An attempt is then made to attach a slow-pion candidate to the  $B$  vertex to reconstruct the track topology of  $B$  decays into  $D^{*+}$  mesons.

The analysis selects identified electrons and muons with momentum transverse to the nearest jet axis  $> 0.4$  GeV/c and results in a sample of 634 charged and 584 neutral decays. MC studies show that the remaining charged (neutral) sample is 97.4% (98.9%) pure in  $B$  hadrons. The simulated flavor contents are 66.6%  $B^+$ , 22.9%  $B_d^0$ , 5.5%  $B_s^0$ , and 2.4%  $B$  baryons for the charged sample, and 19.5%  $B^+$ , 60.2%  $B_d^0$ , 14.8%  $B_s^0$ , and 4.4%  $B$  baryons for the neutral sample. The sensitivity of this analysis to the individual  $B^+$  and  $B_d^0$  lifetimes can be assessed from the 3:1 ratio of  $B^+$  ( $B_d^0$ ) decays over  $B_d^0$  ( $B^+$ ) decays in the charged (neutral) sample.

As for the topological analysis, the  $B^+$  and  $B_d^0$  lifetimes are extracted from the decay length distributions of the charged and neutral samples (Fig. 2). The fit yields:

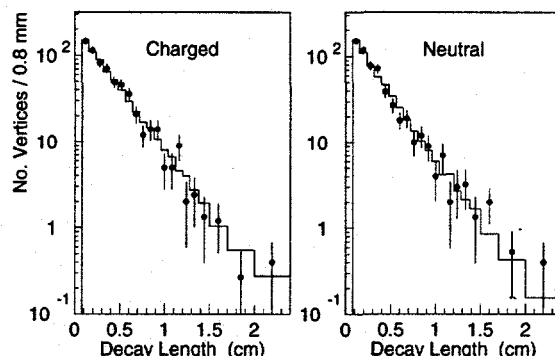


Figure 2. Decay length distributions for data (points) and best fit MC (histogram) in the semileptonic analysis.

$\tau_{B^+} = 1.61^{+0.13}_{-0.12}(\text{stat}) \pm 0.07(\text{syst})$  ps,  $\tau_{B_d^0} = 1.56^{+0.14}_{-0.13}(\text{stat}) \pm 0.10(\text{syst})$  ps, with a ratio of  $\tau_{B^+}/\tau_{B_d^0} = 1.03^{+0.16}_{-0.14}(\text{stat}) \pm 0.09(\text{syst})$ . The dominant sources of systematic error are the same as for the topological analysis.

The two analyses described above yield lifetime measurements in agreement with those from other experiments and with the expectation that the  $B^+$  and  $B_d^0$  lifetimes are nearly equal.

### 3. $B^0-\overline{B}^0$ MIXING

Transitions between flavor states  $B^0 \rightarrow \overline{B}^0$  take place via second order weak interactions "box diagrams." As in the case of the  $K^0 - \overline{K}^0$  system, the weak eigenstates are linear combinations of the flavor eigenstates. Due to the difference in mass between the weak eigenstates, they propagate differently in time, which gives rise to time-dependent oscillations between  $B^0$  and  $\overline{B}^0$  flavor eigenstates. The oscillation frequency  $\Delta m_d$  for  $B_d^0-\overline{B}_d^0$  mixing depends on the Cabibbo-Kobayashi-Maskawa (CKM) matrix element  $|V_{td}|$  for which little is known experimentally. Theoretical uncertainties [5] are significantly reduced for the ratio between  $\Delta m_d$  and  $\Delta m_s$ . Thus, combining measurements of the oscillation frequency of both  $B_d^0-\overline{B}_d^0$  and  $B_s^0-\overline{B}_s^0$  mixing translates into a measurement of the ratio  $|V_{td}|/|V_{ts}|$ .

Experimentally, a measurement of the time dependence of  $B^0-\overline{B}^0$  mixing requires three ingredients: (i) the  $B$  decay proper time has to be

reconstructed, (ii) the  $B$  flavor at production (initial state  $t = 0$ ) needs to be determined, as well as (iii) the  $B$  flavor at decay (final state  $t = t_{\text{decay}}$ ). At SLD, the time dependence of  $B_d^0 - \bar{B}_d^0$  mixing has been measured using four different methods. All four use the same initial state tagging but differ by the method used to either reconstruct the  $B$  decay or tag its final state.

Initial state tagging takes advantage of the large polarization-dependent forward backward asymmetry in  $Z^0 \rightarrow b\bar{b}$  decays

$$\tilde{A}_{FB}(\cos \theta_T) = 2A_b \frac{A_e - P_e}{1 - A_e P_e} \frac{\cos \theta_T}{1 + \cos^2 \theta_T}, \quad (1)$$

where  $A_b = 0.94$  and  $A_e = 0.15$ . This only requires knowledge of the electron beam polarization  $P_e$  and the cosine of the angle between the thrust axis direction  $\hat{T}$  and the electron beam direction,  $\cos \theta_T$ . For left- (right-) handed electrons and forward (backward)  $B$  decay vertices, the initial quark is tagged as a  $b$  quark; otherwise, it is tagged as a  $\bar{b}$  quark. The initial state tag can be augmented by using a momentum-weighted track charge in the hemisphere opposite that of the reconstructed  $B$  vertex, defined as

$$Q_{\text{jet}} = \sum Q_i \left| \vec{p}_i \cdot \hat{T} \right|^\kappa \text{sign}(\vec{p}_i \cdot \hat{T}), \quad (2)$$

where  $\vec{p}_i$  is the three-momentum of track  $i$  and  $Q_i$  its charge, and  $\kappa = 0.5$ . Figure 3 shows the distributions of  $\cos \theta_T$  signed by the electron beam helicity and opposite hemisphere jet charge. Clear

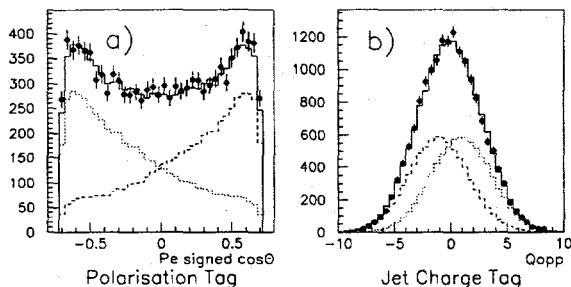


Figure 3. Distributions of (a) polarization-signed  $\cos \theta_T$  and (b) opposite hemisphere jet charge for data (points) and MC (solid line). The MC  $b$  and  $\bar{b}$  components are shown with dotted and dashed lines respectively.

separation between initial  $b$  and  $\bar{b}$  quarks is observed. These two tags are combined to yield an initial state tag with 100% efficiency and effective average right-tag probability of 84% (for  $\langle P_e \rangle = 77\%$ ).

The first two  $B_d^0 - \bar{B}_d^0$  mixing analyses [6] use topological vertexing to select the tracks from the  $B$  decay and measure its decay length. A sample of 16803 vertices is selected after requiring the mass of all tracks in the vertex, corrected for the amount of missing transverse momentum,  $M > 2$  GeV/ $c^2$  (no explicit cut is placed on the decay length). The first analysis uses charged kaons from the  $B$  decay chain to tag the final state. This tag relies on the fact that most  $B$  decays occur via the dominant  $b \rightarrow c \rightarrow s$  transition. Thus,  $K^-$  ( $K^+$ ) tags  $\bar{B}_d^0$  ( $B_d^0$ ) decays. The fraction of charged kaons produced with the right sign has been measured to be  $(82 \pm 5)\%$  in  $B_d^0$  decays [7]. Charged kaons are identified with the Cherenkov Ring Imaging Detector, using both liquid and gas radiators to cover most of the kaon momentum range: 0.8 to 25 GeV/ $c$ . The rate of pion misidentification as a function of momentum is calibrated from the data using a pure sample of pions from  $K_s^0$  decays. The kaon tag yields a sample of 5694 decays with a correct tag probability of 77% for  $B_d^0$  decays.

The time dependence of  $B_d^0 - \bar{B}_d^0$  mixing is measured from the fraction of decays tagged as mixed as a function of decay length. A decay is tagged as mixed if the initial and final state tags disagree. A binned  $\chi^2$  fit is performed by comparing the distributions of the mixed fraction as a function of decay length obtained for the data and the MC for a range of  $\Delta m_d$  values. Figure 4(a) shows the mixed fraction distribution for the charged kaon analysis. The fit yields a frequency of  $\Delta m_d = 0.580 \pm 0.066(\text{stat}) \pm 0.075(\text{syst})$  ps $^{-1}$  with a  $\chi^2/\text{dof} = 10.2/10$ . The main contributions to the systematic error arise from uncertainties in the  $\pi \rightarrow K$  misidentification calibration from the data, in the rate of right-sign kaon production in  $B^+$  and  $B_d^0$  decays, and in the dependence of the fit results on binning and fit range, as summarized in Table 1.

The second analysis exploits the  $B \rightarrow D$  cascade charge structure to tag the final state. To enhance the  $B_d^0$  fraction, we require the vertex

Table 1

Systematic uncertainties for the different  $\Delta m_d$  measurements (in  $\text{ps}^{-1}$ ).

Analysis	Kaon	Charge Dipole	Lepton+D	Lepton+Tracks
Detector simulation	0.036	0.010	0.020	0.013
Physics modeling	0.048	0.027	0.024	0.032
Fit systematics	0.045	0.026	0.038	—
Total	0.075	0.039	0.049	0.035

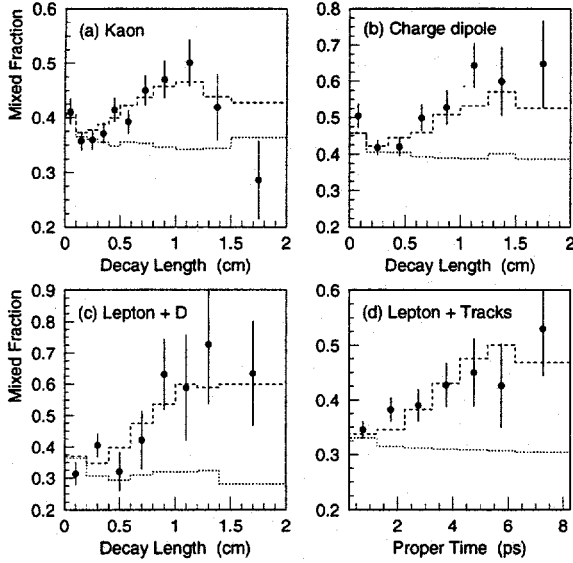


Figure 4. Distributions of the fraction of decays tagged as mixed as a function of decay length or proper time for data (points) and best fit MC (dashed histograms) for the various analyses: (a) charged kaon, (b) charge dipole, (c) lepton +  $D$ , and (d) lepton + tracks. The dotted histograms correspond to MC distributions with no  $B_d^0$ - $\bar{B}_d^0$  mixing.

charge  $Q = 0$ . This requirement also improves the probability of correctly assigning all of the  $B_d^0$  decay tracks. The direction of the vertex axis is adjusted to minimize the impact parameter sum of the tracks in the vertex and the mean track impact parameter is required to be less than  $50 \mu\text{m}$  at this minimum. A sample of 3291 decays satisfies the selection criteria. The “charge dipole”  $\delta q$  of the vertex is then defined as the relative displacement between the weighted mean location

$L_i$  of the positive tracks and of the negative tracks:  $\delta q = (\sum^+ w_i L_i) / (\sum^+ w_i) - (\sum^- w_i L_i) / (\sum^- w_i)$ , where the first (second) term is a sum over all positive (negative) tracks in the vertex. The weight  $w_i$  for each track  $i$  is inversely proportional to the uncertainty on the quantity  $L_i$ . The correct tag probability increases with the magnitude of  $\delta q$  and reaches a maximum of 84% at large  $|\delta q|$ . A fit to the mixed fraction distribution as a function of decay length [Fig. 4(b)] yields  $\Delta m_d = 0.561 \pm 0.078(\text{stat}) \pm 0.039(\text{syst}) \text{ ps}^{-1}$  with a  $\chi^2/\text{dof} = 8.8/7$ . The main contributions to the systematic error come from MC statistics and fit systematics (Table 1).

The next two analyses select semileptonic decays. The first of these (lepton +  $D$ , Ref. [8]) is identical to that used to measure the  $B^+$  and  $B_d^0$  lifetimes. As for the charge dipole analysis, a set of neutral vertices is selected. The charge of the lepton tags the  $B_d^0/\bar{B}_d^0$  flavor at decay with a correct tag probability of 85%. As for the above two analyses, a fit to the mixed fraction distribution [Fig. 4(c)] yields  $\Delta m_d = 0.452 \pm 0.074(\text{stat}) \pm 0.049(\text{syst}) \text{ ps}^{-1}$  with a  $\chi^2/\text{dof} = 7.8/7$ . The systematic error is dominated by MC statistics and fit systematics (Table 1).

The last analysis (lepton+tracks, Ref. [9]) selects semileptonic decays by identifying electrons and muons with high transverse momentum  $p_T > 0.8 \text{ GeV}/c$  with respect to the nearest jet axis. This enhances the fraction of  $Z^0 \rightarrow b\bar{b}$  events and allows for the use of a fully inclusive vertexing technique. The  $B$  decay vertex is estimated by computing an average intersection point between the lepton trajectory and all well-measured tracks in the jet, each track being weighted according to its probability to originate from the decay of a short-lived heavy hadron. Here, the  $B$  decay proper time is reconstructed by estimating the  $B$  hadron momentum based on track and energy

clusters in the calorimeter. The final sample contains 2609 semileptonic decay candidates with an estimated  $B$  hadron purity of 93% and correct final state tag probability of 85%.

For this analysis, the value of  $\Delta m_d$  is extracted from an unbinned maximum likelihood analysis with parameterizations estimated from the MC. The fit yields  $\Delta m_d = 0.520 \pm 0.072(\text{stat}) \pm 0.035(\text{syst}) \text{ ps}^{-1}$  and the corresponding mixed fraction distribution is shown in Fig. 4(d). Main systematic uncertainties are presented in Table 1.

The preliminary results from the four analyses have been combined, taking into account statistical and systematic correlations, to produce the following SLD average:

$$\Delta m_d = 0.525 \pm 0.043(\text{stat}) \pm 0.037(\text{syst}) \text{ ps}^{-1}. (3)$$

This average is consistent with the world average value of  $0.466 \pm 0.018$  [5].

#### 4. SUMMARY AND FUTURE

Using a sample of  $\sim 150,000$  hadronic  $Z^0$  decays collected between 1993 and 1995, the SLD Collaboration has produced precise  $B^+$  and  $B_d^0$  lifetime measurements, as well as measurements of the time dependence of  $B_d^0$ - $\bar{B}_d^0$  mixing. In 1996, SLD installed an improved CCD Vertex Detector. This new detector allows for significant improvements in resolution. In particular, the decay length resolution improves by roughly a factor of two. SLD is looking forward to performing many exciting  $B$  physics measurements over the next few years.

#### REFERENCES

1. K. Abe *et al.*, Phys. Rev. D **53**, 1023 (1996).
2. I. I. Bigi *et al.*, in *B Decays*, ed. S. Stone (World Scientific, New York, 1994), p. 132.
3. K. Abe *et al.*, to appear in Phys. Rev. Lett. **79** (1997).
4. D. Jackson, Nucl. Instrum. Methods A **388**, 247 (1997).
5. L. K. Gibbons, *Status of Weak Quark Mixing*, UR-1494, April 1997.
6. K. Abe *et al.*, SLAC-PUB-7230, July 1996.
7. H. Albrecht *et al.*, Z. Phys. C **62**, 371 (1994).
8. K. Abe *et al.*, SLAC-PUB-7229, July 1996.
9. K. Abe *et al.*, SLAC-PUB-7228, July 1996.
10. \*K. Abe,<sup>(19)</sup> K. Abe,<sup>(30)</sup> T. Akagi,<sup>(28)</sup> N.J. Allen,<sup>(4)</sup> W.W. Ash,<sup>(28)</sup>† D. Aston,<sup>(28)</sup> K.G. Baird,<sup>(16)</sup> C. Baltay,<sup>(34)</sup> H.R. Band,<sup>(33)</sup> M.B. Barakat,<sup>(34)</sup> G. Baranko,<sup>(9)</sup> O. Bardoun,<sup>(15)</sup> T. L. Barklow,<sup>(28)</sup> G.L. Bashindzhagyan,<sup>(18)</sup> A.O. Bazarko,<sup>(10)</sup> R. Ben-David,<sup>(34)</sup> A.C. Benvenuti,<sup>(2)</sup> G.M. Bilei,<sup>(22)</sup> D. Bisello,<sup>(21)</sup> G. Blaylock,<sup>(16)</sup> J.R. Bogart,<sup>(28)</sup> B. Bolen,<sup>(17)</sup> T. Bolton,<sup>(10)</sup> G.R. Bower,<sup>(28)</sup> J.E. Brau,<sup>(20)</sup> M. Breidenbach,<sup>(28)</sup> W.M. Bugg,<sup>(29)</sup> D. Burke,<sup>(28)</sup> T.H. Burnett,<sup>(32)</sup> P.N. Burrows,<sup>(15)</sup> W. Busza,<sup>(15)</sup> A. Calcaterra,<sup>(12)</sup> D.O. Caldwell,<sup>(5)</sup> D. Calloway,<sup>(28)</sup> B. Camanzi,<sup>(11)</sup> M. Carpinelli,<sup>(23)</sup> R. Cassell,<sup>(28)</sup> R. Castaldi,<sup>(23)(a)</sup> A. Castro,<sup>(21)</sup> M. Cavalli-Sforza,<sup>(6)</sup> A. Chou,<sup>(28)</sup> E. Church,<sup>(32)</sup> H.O. Cohn,<sup>(29)</sup> J.A. Coller,<sup>(3)</sup> V. Cook,<sup>(32)</sup> R. Cotton,<sup>(4)</sup> R.F. Cowan,<sup>(15)</sup> D.G. Coyne,<sup>(6)</sup> G. Crawford,<sup>(28)</sup> A. D'Oliveira,<sup>(7)</sup> C.J.S. Damerell,<sup>(25)</sup> M. Daoudi,<sup>(28)</sup> R. De Sangro,<sup>(12)</sup> R. Dell'Orso,<sup>(23)</sup> P.J. Dervan,<sup>(4)</sup> M. Dima,<sup>(8)</sup> D.N. Dong,<sup>(15)</sup> P.Y.C. Du,<sup>(29)</sup> R. Dubois,<sup>(28)</sup> B.I. Eisenstein,<sup>(13)</sup> R. Elia,<sup>(28)</sup> E. Etzion,<sup>(33)</sup> S. Fahey,<sup>(9)</sup> D. Falciai,<sup>(22)</sup> C. Fan,<sup>(9)</sup> J.P. Fernandez,<sup>(6)</sup> M.J. Fero,<sup>(15)</sup> R. Frey,<sup>(20)</sup> K. Furuno,<sup>(20)</sup> T. Gillman,<sup>(25)</sup> G. Gladding,<sup>(13)</sup> S. Gonzalez,<sup>(15)</sup> E.L. Hart,<sup>(29)</sup> J.L. Harton,<sup>(8)</sup> A. Hasan,<sup>(4)</sup> Y. Hasegawa,<sup>(30)</sup> K. Hasuko,<sup>(30)</sup> S. J. Hedges,<sup>(3)</sup> S.S. Hertzbach,<sup>(16)</sup> M.D. Hildreth,<sup>(28)</sup> J. Huber,<sup>(20)</sup> M.E. Huffer,<sup>(28)</sup> E.W. Hughes,<sup>(28)</sup> H. Hwang,<sup>(20)</sup> Y. Iwasaki,<sup>(30)</sup> D.J. Jackson,<sup>(25)</sup> P. Jacques,<sup>(24)</sup> J. A. Jaros,<sup>(28)</sup> A.S. Johnson,<sup>(3)</sup> J.R. Johnson,<sup>(33)</sup> R.A. Johnson,<sup>(7)</sup> T. Junk,<sup>(28)</sup> R. Kajikawa,<sup>(19)</sup> M. Kalelkar,<sup>(24)</sup> H. J. Kang,<sup>(26)</sup> I. Karliner,<sup>(13)</sup> H. Kawahara,<sup>(28)</sup> H.W. Kendall,<sup>(15)</sup> Y. D. Kim,<sup>(26)</sup> M.E. King,<sup>(28)</sup> R. King,<sup>(28)</sup> R.R. Kofler,<sup>(16)</sup> N.M. Krishna,<sup>(9)</sup> R.S. Kroeger,<sup>(17)</sup> J.F. Labs,<sup>(28)</sup> M. Langston,<sup>(20)</sup> A. Lath,<sup>(15)</sup> J.A. Lauber,<sup>(9)</sup> D.W.G.S. Leith,<sup>(28)</sup> V. Lia,<sup>(15)</sup> M.X. Liu,<sup>(34)</sup> X. Liu,<sup>(6)</sup> M. Loretz,<sup>(21)</sup> A. Lu,<sup>(5)</sup> H.L. Lynch,<sup>(28)</sup> J. Ma,<sup>(32)</sup> G. Mancinelli,<sup>(22)</sup> S. Manly,<sup>(34)</sup> G. Mantovani,<sup>(22)</sup> T.W. Markiewicz,<sup>(28)</sup> T. Maruyama,<sup>(28)</sup> H. Masuda,<sup>(28)</sup> E. Mazzucato,<sup>(11)</sup> A.K. McKemey,<sup>(4)</sup> B.T. Meadows,<sup>(7)</sup> R. Messner,<sup>(28)</sup> P.M. Mockett,<sup>(32)</sup> K.C. Moffeit,<sup>(28)</sup> T.B. Moore,<sup>(34)</sup> D. Muller,<sup>(28)</sup> T. Nagamine,<sup>(28)</sup> S. Narita,<sup>(30)</sup> U. Nauenberg,<sup>(9)</sup> H. Neal,<sup>(28)</sup> M. Nussbaum,<sup>(7)</sup> Y. Ohnishi,<sup>(19)</sup> L.S. Osborne,<sup>(15)</sup> R.S. Panvini,<sup>(31)</sup> C.H. Park,<sup>(27)</sup> H. Park,<sup>(20)</sup> T.J. Pavel,<sup>(28)</sup> I. Peruzzi,<sup>(12)(b)</sup> M. Piccolo,<sup>(12)</sup> L. Piemontese,<sup>(11)</sup> E. Pieroni,<sup>(23)</sup> K.T. Pitts,<sup>(20)</sup> R.J. Plano,<sup>(24)</sup> R. Prepost,<sup>(33)</sup> C.Y. Prescott,<sup>(28)</sup> G.D. Punkar,<sup>(28)</sup> J. Quigley,<sup>(15)</sup> B.N. Ratcliff,<sup>(28)</sup> T.W. Reeves,<sup>(31)</sup> J. Reidy,<sup>(17)</sup> P.L. Reinertsen,<sup>(6)</sup> P.E. Rensing,<sup>(28)</sup> L.S. Rochester,<sup>(28)</sup> P.C. Rowson,<sup>(10)</sup> J.J. Russell,<sup>(28)</sup> O.H. Saxton,<sup>(28)</sup> T. Schalk,<sup>(6)</sup> R.H. Schindler,<sup>(28)</sup> B.A. Schumm,<sup>(6)</sup> S. Sen,<sup>(34)</sup> V.V. Serbo,<sup>(33)</sup> M.H. Shaevitz,<sup>(10)</sup> J.T. Shank,<sup>(3)</sup> G. Shapiro,<sup>(14)</sup> D.J. Sherden,<sup>(28)</sup> K.D. Shmakov,<sup>(29)</sup> C. Simopoulos,<sup>(28)</sup> N.B. Sinev,<sup>(20)</sup> S.R. Smith,<sup>(28)</sup> M.B. Smy,<sup>(8)</sup> J.A. Snyder,<sup>(34)</sup> P. Stamer,<sup>(24)</sup> H. Steiner,<sup>(14)</sup> R. Steiner,<sup>(1)</sup> M.G. Strauss,<sup>(16)</sup> D. Su,<sup>(28)</sup> F. Suekane,<sup>(30)</sup> A. Sugiyama,<sup>(19)</sup> S. Suzuki,<sup>(19)</sup> M. Swartz,<sup>(28)</sup> A. Szumilo,<sup>(32)</sup> T. Takahashi,<sup>(28)</sup> F.E. Taylor,<sup>(15)</sup> E. Torrence,<sup>(15)</sup> A.I. Trandafir,<sup>(16)</sup>

J.D. Turk,<sup>(34)</sup> T. Usher,<sup>(28)</sup> J. Va'vra,<sup>(28)</sup>  
 C. Vannini,<sup>(23)</sup> E. Vella,<sup>(28)</sup> J.P. Venuti,<sup>(31)</sup>  
 R. Verdier,<sup>(15)</sup> P.G. Verdini,<sup>(23)</sup> D.L. Wagner,<sup>(9)</sup>  
 S.R. Wagner,<sup>(28)</sup> A.P. Waite,<sup>(28)</sup> S.J. Watts,<sup>(4)</sup>  
 A.W. Weidemann,<sup>(29)</sup> E.R. Weiss,<sup>(32)</sup> J.S. Whitaker,<sup>(3)</sup>  
 S.L. White,<sup>(29)</sup> F.J. Wickens,<sup>(25)</sup> D.A. Williams,<sup>(6)</sup>  
 D.C. Williams,<sup>(15)</sup> S.H. Williams,<sup>(28)</sup> S. Willocq,<sup>(28)</sup>  
 R.J. Wilson,<sup>(8)</sup> W.J. Wisniewski,<sup>(28)</sup> M. Woods,<sup>(28)</sup>  
 G.B. Word,<sup>(24)</sup> J. Wyss,<sup>(21)</sup> R.K. Yamamoto,<sup>(15)</sup>  
 J.M. Yamartino,<sup>(15)</sup> X. Yang,<sup>(20)</sup> J. Yashima,<sup>(30)</sup>  
 S.J. Yellin,<sup>(5)</sup> C.C. Young,<sup>(28)</sup> H. Yuta,<sup>(30)</sup>  
 G. Zapalac,<sup>(33)</sup> R.W. Zdarko,<sup>(28)</sup> and J. Zhou,<sup>(20)</sup>

(The SLD Collaboration)

- (1) *Adelphi University, Garden City, New York 11530*
- (2) *INFN Sezione di Bologna, I-40126 Bologna, Italy*
- (3) *Boston University, Boston, Massachusetts 02215*
- (4) *Brunel University, Uxbridge, Middlesex UB8 3PH, United Kingdom*
- (5) *University of California at Santa Barbara, Santa Barbara, California 93106*
- (6) *University of California at Santa Cruz, Santa Cruz, California 95064*
- (7) *University of Cincinnati, Cincinnati, Ohio 45221*
- (8) *Colorado State University, Fort Collins, Colorado 80523*
- (9) *University of Colorado, Boulder, Colorado 80309*
- (10) *Columbia University, New York, New York 10027*
- (11) *INFN Sezione di Ferrara and Università di Ferrara, I-44100 Ferrara, Italy*
- (12) *INFN Lab. Nazionali di Frascati, I-00044 Frascati, Italy*
- (13) *University of Illinois, Urbana, Illinois 61801*
- (14) *Lawrence Berkeley Laboratory, University of California, Berkeley, California 94720*
- (15) *Massachusetts Institute of Technology, Cambridge, Massachusetts 02139*
- (16) *University of Massachusetts, Amherst, Massachusetts 01003*
- (17) *University of Mississippi, University, Mississippi 38677*
- (18) *Moscow State University, Institute of Nuclear Physics 119899 Moscow, Russia*
- (19) *Nagoya University, Chikusa-ku, Nagoya 464 Japan*
- (20) *University of Oregon, Eugene, Oregon 97403*
- (21) *INFN Sezione di Padova and Università di Padova, I-35100 Padova, Italy*
- (22) *INFN Sezione di Perugia and Università di Perugia, I-06100 Perugia, Italy*
- (23) *INFN Sezione di Pisa and Università di Pisa, I-56100 Pisa, Italy*
- (24) *Rutgers University, Piscataway, New Jersey 08855*
- (25) *Rutherford Appleton Laboratory, Chilton, Didcot, Oxon OX11 0QX United Kingdom*
- (26) *Sogang University, Seoul, Korea*
- (27) *Soongsil University, Seoul, Korea 156-743*
- (28) *Stanford Linear Accelerator Center, Stanford University, Stanford, California 94309*
- (29) *University of Tennessee, Knoxville, Tennessee 37996*
- (30) *Tohoku University, Sendai 980 Japan*
- (31) *Vanderbilt University, Nashville, Tennessee 37235*

(32) *University of Washington, Seattle, Washington 98195*

(33) *University of Wisconsin, Madison, Wisconsin 53706*

(34) *Yale University, New Haven, Connecticut 06511*

† Deceased

(a) *Also at the Università di Genova*

(b) *Also at the Università di Perugia*