

CAP

BNL - 64230
CAP-161-MUON-97C

CONF-961038--5

HIGH LUMINOSITY PARTICLE COLLIDERS

R.B. Palmer and J.C. Gallardo

*Brookhaven National Laboratory
Upton, New York, 11973, U.S.A.*

RECEIVED

JUL 24 1997

OSTI

March 1997

CENTER FOR ACCELERATOR PHYSICS

MASTER

**bnl
au**

**BROOKHAVEN NATIONAL LABORATORY
ASSOCIATED UNIVERSITIES, INC.**

Under Contract No. DE-AC02-76CH00016 with the

UNITED STATES DEPARTMENT OF ENERGY

DISCLAIMER

This report was prepared as an account of work sponsored by an agency of the United States Government. Neither the United States Government nor any agency thereof, nor any of their employees, nor any of their contractors, subcontractors, or their employees, makes any warranty, express or implied, or assumes any legal liability or responsibility for the accuracy, completeness, or usefulness of any information, apparatus, product, or process disclosed, or represents that its use would not infringe privately owned rights. Reference herein to any specific commercial product, process, or service by trade name, trademark, manufacturer, or otherwise, does not necessarily constitute or imply its endorsement, recommendation, or favoring by the United States Government or any agency, contractor or subcontractor thereof. The views and opinions of authors expressed herein do not necessarily state or reflect those of the United States Government or any agency, contractor or subcontractor thereof.

DISCLAIMER

**Portions of this document may be illegible
in electronic image products. Images are
produced from the best available original
document.**

High Luminosity Particle Colliders

R. B. Palmer and J. C. Gallardo

*Center for Accelerator Physics
Brookhaven National Laboratory
Upton, NY 11973-5000, USA*

Abstract. We consider the high energy physics advantages, disadvantages and luminosity requirements of hadron (pp , $p\bar{p}$), lepton (e^+e^- , $\mu^+\mu^-$) and photon-photon colliders. Technical problems in obtaining increased energy in each type of machine are presented. The machines relative size are also discussed.

INTRODUCTION

Particle colliders are only the last evolution of a long history of devices used to study the violent collisions of particles on one another. Fig. 1 shows the equivalent beam energy of such machines versus the year of their introduction. The early data given was taken from the original plot by Livingston [1]. For hadron, i.e. proton or proton-antiproton, machines (Fig. 1a), it shows an increase from around 10^5 eV with a rectifier generator in 1930, to 10^{15} eV at the Tevatron in 1988. By 2005 we expect to have the Large Hadron Collider with an equivalent beam energy of 10^{17} eV, which will almost exactly continue this trend.

The rise in energy of electron machines shown (Fig. 1b) is slightly less dramatic; but, as we shall discuss below, the relative effective physics energy of lepton machines is greater than for hadron machines, and thus the effective energy gains for the two types of machine are comparable.

These astounding gains in energy ($\times 10^{12}$) have been partly achieved by greater expenditure: increasing from a few thousand dollars for the rectifier, to a few billion dollars for the LHC ($\times 10^6$). The other factor ($\times 10^6$) has come from new ideas. Linear e^+e^- , $\gamma - \gamma$, and $\mu^+\mu^-$ colliders are new ideas that we hope will continue this trend.

DISTRIBUTION OF THIS DOCUMENT IS UNLIMITED

29

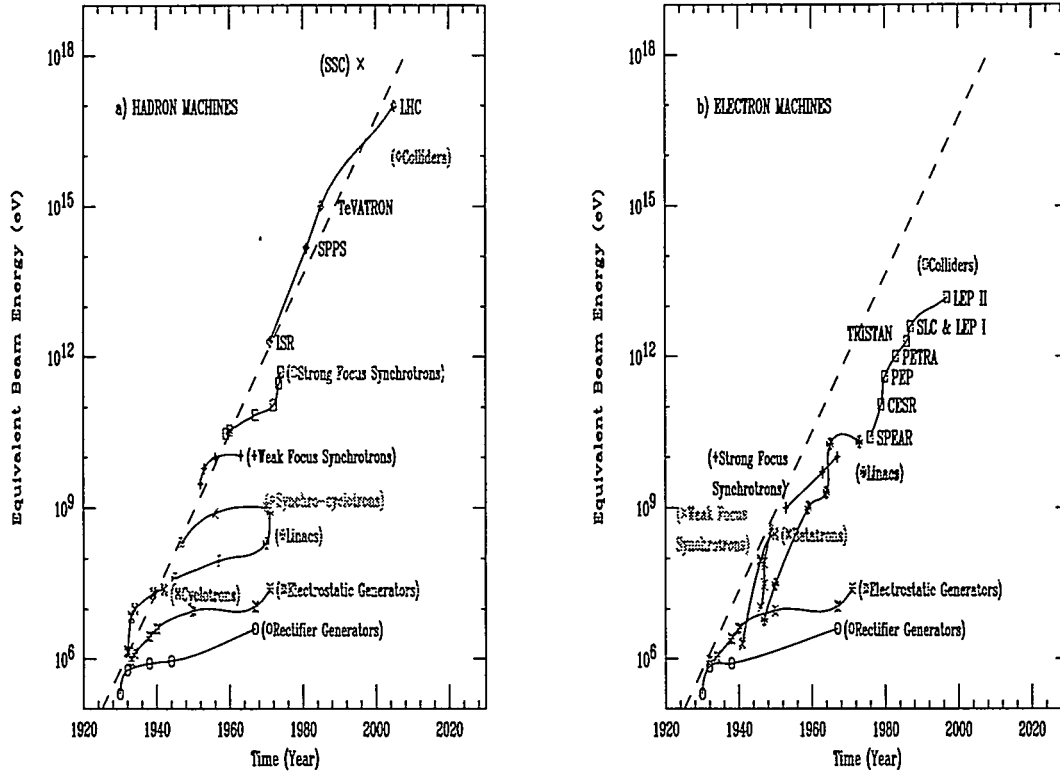


FIGURE 1. The Livingston Plots: Equivalent beam energy of colliders versus the year of their introduction; (a) for Hadron Machines and (b) for Lepton Machines.

PHYSICS CONSIDERATIONS

General

Hadron-hadron colliders (pp or $p\bar{p}$) generate interactions between the many constituents of the hadrons, partons (gluons, quarks and antiquarks); the initial states are not defined and most interactions occur at energies, which are relatively small fraction of the total c-of-m energy, generating a very large background of uninteresting events. This is a disadvantage when compared with lepton machines. An advantage, however, is that all final states are accessible. In addition, as we saw in Figs. 1, hadron machines have been available with higher energies than lepton devices and, as a result, most initial discoveries in Elementary Particle Physics have been made with hadron machines.

In contrast, lepton-antilepton colliders generate interactions between the fundamental point-like constituents in their beams, the reactions produced are relatively simple to understand, the full machine energies are available for physics and there is negligible background of low energy events. If the center of mass energy is set equal to the mass of a suitable state of interest, then there can be a large cross section in the s-channel, in which a single state is

generated by the interaction. In this case, the mass and quantum numbers of the state are constrained by the initial beams. If the energy spread of the beams is sufficiently narrow, then precision determination of masses and widths are possible.

A gamma-gamma collider, like the lepton-antilepton machines, would have all the machine energy available for physics, and would have well defined initial states, but these states would be different from those with the lepton machines, and thus be complementary to them.

For most purposes (technical considerations aside) e^+e^- and $\mu^+\mu^-$ colliders would be equivalent. But in the particular case of s-channel Higgs boson production, the cross section, being proportional to the mass squared, is more than 40,000 times greater for muons than electrons. When technical considerations are included, the situation is more complicated. Muon beams are harder to polarize and muon colliders will have much higher backgrounds from decay products of the muons. On the other hand muon collider interactions will require less radiative correction and will have less energy spread from beamstrahlung.

Each type of collider has its own advantages and disadvantages for High Energy Physics: they would be complementary.

Required Luminosity for Lepton Colliders

In lepton machines the full center of mass of the leptons is available for the final state of interest and a "physics energy" E_{phy} can be defined that is equal to the total center of mass energy, i.e. $E_{\text{phy}} = E_{\text{c of m}}$.

Since fundamental cross sections fall as the square of the center of mass energies involved, so, for a given rate of events, the luminosity of a collider must rise as the square of its energy. A reasonable target luminosity is one that would give 10,000 events per unit of R per year (the cross section for lepton pair production is one R, the total cross section is about 20 R, and somewhat energy dependent as new channels open up):

$$\mathcal{L}_{\text{req.}} \approx 10^{34} \text{ (cm}^{-2}\text{s}^{-1}\text{)} \left(\frac{E_{\text{phy}}}{1 \text{ (TeV)}} \right)^2 \quad (1)$$

The Effective Physics Energies of Hadron Colliders

Hadrons, being composite, have their energy divided between their various constituents. A typical collision of constituents will thus have significantly less energy than that of the initial hadrons. Studies done in Snowmass 82 and 96 suggest that, for a range of studies, and given the required luminosity (as defined in Eq. 1), the hadron machine's effective "physics" energy is between

about 1/3 and 1/10 of its total. We will take a value of 1/7, i.e. $E_{\text{phy}}(\mathcal{L} = \mathcal{L}_{\text{req.}}) \approx \frac{E_c \text{ of } m}{7}$. The same studies have also concluded that a factor of 10 in luminosity is worth about a factor of 2 in effective physics energy, this being approximately equivalent to $E_{\text{phy}}(\mathcal{L}) = E_{\text{phy}}(\mathcal{L} = \mathcal{L}_{\text{req.}}) \left(\frac{\mathcal{L}}{\mathcal{L}_{\text{req.}}}\right)^{0.3}$. From which, with Eq. 1, one obtains:

$$E_{\text{phy}} \approx \left(\frac{E_c \text{ of } m}{7(\text{TeV})}\right)^{0.6} \left(\frac{\mathcal{L}}{10^{34}(\text{cm}^{-2}\text{s}^{-1})}\right)^{0.2} (\text{TeV}) \quad (2)$$

TABLE 1. Effective Physics Energy of Some Hadron Machines

Machine	C of M Energy TeV	Luminosity $\text{cm}^{-2}\text{s}^{-1}$	Physics Energy TeV
ISR	.056	10^{32}	0.02
Tevatron	1.8	7×10^{31}	0.16
LHC	14	10^{34}	1.5
VLHC	60	10^{34}	3.6

Table 1 gives some examples of this approximate “physics” energy. It must be emphasized that this effective physics energy is not a well defined quantity. It should depend on the physics being studied. The initial discovery of a new quark, like the top, can be made with a significantly lower “physics” energy than that given here. And the capabilities of different types of machines have intrinsic differences. The above analysis is useful only in making very broad comparisons between machine types.

HADRON-HADRON MACHINES

Luminosity

An antiproton-proton collider requires only one ring, compared with the two needed for a proton-proton machine (the antiproton has the opposite charge to the proton and can thus rotate in the same magnet ring in the opposite direction - protons going in opposite directions require two rings with bending fields of the opposite sign -), but the luminosity of an antiproton-proton collider is limited by the constraints in antiproton production. A luminosity of at least $10^{32} \text{ cm}^{-2}\text{s}^{-1}$ is expected at the antiproton-proton Tevatron; and a luminosity of $10^{33} \text{ cm}^{-2}\text{s}^{-1}$ may be achievable, but the LHC, a proton-proton machine, is planned to have a luminosity of $10^{34} \text{ cm}^{-2}\text{s}^{-1}$: an order of magnitude higher. Since the required luminosity rises with energy, proton-proton machines seem to be favored for future hadron colliders.

The LHC and other future proton-proton machines might [2] be upgradable to $10^{35} \text{ cm}^{-2}\text{s}^{-1}$, but radiation damage to a detector would then be a severe problem. The 60 TeV Really Large Hadron Colliders (RLHC: high and low field versions) discussed at Snowmass [3] are being designed as proton-proton machines with luminosities of $10^{34} \text{ cm}^{-2}\text{s}^{-1}$ and it seems reasonable to assume that this is the highest practical value.

Size and Cost

The size of hadron-hadron machines is limited by the field of the magnets used in their arcs. A cost minimum is obtained when a balance is achieved between costs that are linear in length, and those that rise with magnetic field. The optimum field will depend on the technologies used both for the the linear components (tunnel, access, distribution, survey, position monitors, mountings, magnet ends, etc) and those of the magnets themselves, including the type of superconductor used.

The first hadron collider, the 60 GeV ISR at CERN, used conventional iron pole magnets at a field less than 2 T. The only current hadron collider, the 2 TeV Tevatron, at FNAL, uses NbTi superconducting magnets at approximately 4°K giving a bending field of about 4.5 T. The 14 TeV Large Hadron Collider (LHC), under construction at CERN, plans to use the same material at 1.8°K yielding bending fields of about 8.5 T.

Future colliders may use new materials allowing even higher magnetic fields. Model magnets have been made with Nb_3Sn , and studies are underway on the use of high T_c superconductors. $\text{Bi}_2\text{Sr}_2\text{Ca}_1\text{Cu}_2\text{O}_8$ (BSCCO) material is currently available in useful lengths as powder-in-Ag tube processed tape. It has a higher critical temperature and field than conventional superconductors, but, even at 4°K , its current density is less than Nb_3Sn at all fields below 15 T. It is thus unsuitable for most accelerator magnets. In contrast $\text{YBa}_2\text{Cu}_3\text{O}_7$ (YBCO) material has a current density above that for Nb_3Sn (4°K), at all fields and temperatures below 20°K . But this material must be deposited on specially treated metallic substrates and is not yet available in lengths greater than 1 m. It is reasonable to assume, however, that it will be available in useful lengths in the not too distant future.

CIRCULAR e^+e^- MACHINES

Luminosity

The luminosities of most circular electron-positron colliders have been between 10^{31} and $10^{32} \text{ cm}^{-2}\text{s}^{-1}$, CESR is fast approaching $10^{33} \text{ cm}^{-2}\text{s}^{-1}$ and machines are now being constructed with even higher values. Thus, at least in

principle, luminosity does not seem to be a limitation (although it may be noted that the 0.2 TeV electron- positron collider LEP has a luminosity below the requirement of Eq.1).

Size and Cost

At energies below 100 MeV, using a reasonable bending field, the size and cost of a circular electron machine is approximately proportional to its energy. But at higher energies, if the bending field B is maintained, the energy lost ΔV_{turn} to synchrotron radiation rises rapidly ($\Delta V_{\text{turn}} \propto \frac{E^4}{R m^4} \propto \frac{E^3 B}{m^4}$) and soon becomes excessive (R is the radius of the ring). A cost minimum is then obtained when the cost of the ring is balanced by the cost of the rf needed to replace the synchrotron energy loss. If the ring cost is proportional to its circumference, and the rf is proportional to its voltage then the size and cost of an optimized machine rises as the square of its energy.

The highest energy circular e^+e^- collider is the LEP at CERN which has a circumference of 27 km, and will achieve a maximum center of mass energy of about 0.2 TeV. Using the predicted scaling, a 0.5 TeV circular collider would have to have a 170 km circumference, and would be very expensive.

e^+e^- LINEAR COLLIDERS

For energies much above that of LEP (0.2 TeV) it is probably impractical to build a circular electron collider. The only possibility then is to build two electron linacs facing one another. Interactions occur at the center, and the electrons, after they have interacted, must be discarded. The size of such colliders is now dominated by the length of the two linacs and is inversely proportional to the average accelerating gradient in those structures. In current proposals [4] using conventional rf, these lengths are far greater than the circumferences of hadron machines of the same beam energy, but as noted before, the effective physics energy of a lepton machine is higher than that of a hadron machine with the same beam energy, thus offsetting some of this disadvantage.

Luminosity

The luminosity \mathcal{L} of a linear collider can be written:

$$\mathcal{L} = \frac{1}{4\pi E} \frac{N}{\sigma_x} \frac{P_{\text{beam}}}{\sigma_y} n_{\text{collisions}} \quad (3)$$

where σ_x and σ_y are average beam spot sizes including any pinch effects, and we take σ_x to be much greater than σ_y . E is the beam energy, P_{beam} is the total beam power, and, in this case, $n_{\text{collisions}} = 1$. This can be expressed as,

$$\mathcal{L} \approx \frac{1}{4\pi E} \frac{n_\gamma}{2r_o\alpha U(\Upsilon)} \frac{P_{\text{beam}}}{\sigma_y} \quad (4)$$

where the quantum correction $U(\Upsilon)$ is given by [5] $U(\Upsilon) \approx \sqrt{\frac{1}{1+\Upsilon^{2/3}}}$ with $\Upsilon \approx \frac{2F_2r_o^2}{\alpha} \frac{N}{\sigma_z} \frac{\gamma}{\sigma_x}$, $F_2 \approx 0.43$, r_o is the classical electromagnetic radius, α is the fine-structure constant, and σ_z is the *rms* bunch length. The quantum correction Υ is close to unity for all proposed machines with energy less than 2 TeV, and this term is often omitted [6]. Even in a 5 TeV design [7], an Υ of 21 gives a suppression factor of only 3. n_γ is the number of photons emitted by one electron as it passes through the other bunch. If n_γ is significantly greater than one, then problems are encountered with backgrounds of electron pairs and mini-jets, or with unacceptable beamstrahlung energy loss. Thus n_γ can be taken as a rough criterion of these effects and constrained to a fixed value. We then find $\mathcal{L} \propto \frac{1}{E} \frac{P_{\text{beam}}}{\sigma_y U(\Upsilon)}$ which may be compared to the required luminosity that increases as the square of energy, giving the requirement:

$$\frac{P_{\text{beam}}}{\sigma_y U(\Upsilon)} \propto E^3. \quad (5)$$

It is this requirement that makes it hard to design very high energy linear colliders. High beam power demands high efficiencies and heavy wall power consumption. A small σ_y requires tight tolerances, low beam emittances and strong final focus. And a small value of $U(\Upsilon)$ is hard to obtain because of its weak dependence on Υ ($\propto \Upsilon^{-1/3}$).

Conventional RF

The gradients for structures [8] have limits that are frequency dependent, but the real limit on accelerating gradients in these designs come from a trade off between the cost of rf power against the cost of length. The use of high frequencies reduces the stored energy in the cavities, reducing the rf costs and allowing higher accelerating gradients: the optimized gradients being roughly proportional to the frequency up to a limit of approximately 250 MeV/m at a frequency of the order of 100 GHz. One might thus conclude then that higher frequencies should always be preferred. There are however counterbalancing considerations from the requirements of luminosity.

Fig. 2, using parameters from current 0.5 TeV linear collider proposals [4], plots some relevant parameters against the rf frequency. One sees that as the frequencies rise,

- the required alignment tolerances get tighter;
- the resolution of beam position monitors must also be better; and
- despite these better alignments, the calculated emittance growth during acceleration is worse; and

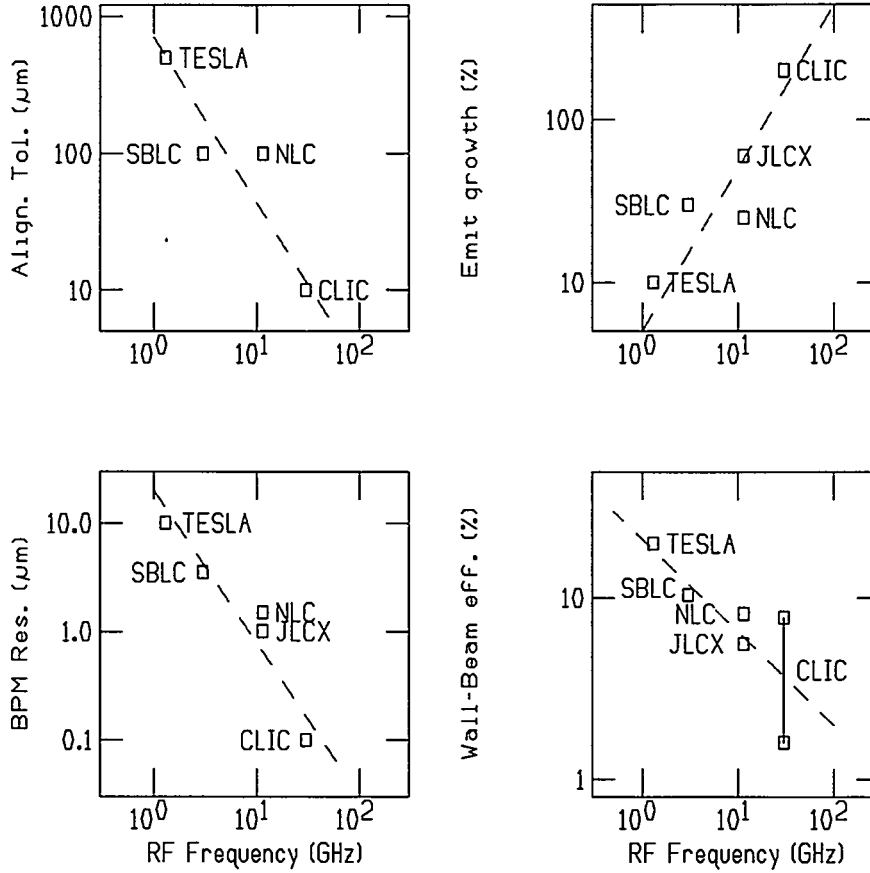


FIGURE 2. Dependence of some sensitive parameters of 0.5 TeV proposed linear colliders as a function of their rf frequencies.

- the wall-power to beam-power efficiencies are also less.

Thus while length and cost considerations may favor high frequencies, luminosity considerations would prefer lower frequencies.

Superconducting RF

If, however, the rf costs can be reduced, for instance when superconducting cavities are used, then there will be no trade off between rf power cost and length and higher gradients would lower the length and thus the cost. Unfortunately the gradients achievable in currently operating niobium superconducting cavities is lower than that planned in the higher frequency conventional rf colliders. Theoretically the limit is about 40 MV/m, but practically 25 MV/m is as high as seems possible. Nb_3Sn and high T_c materials may allow higher field gradients in the future.

The removal of the requirements for very high peak rf power allows the choice of longer wavelengths (the TESLA collaboration is proposing $\lambda = 23$ cm

) thus greatly relieving the emittance requirements and tolerances, for a given luminosity.

At the current 25 MeV per meter gradients, the length and cost of a superconducting machine is probably higher than for the conventional rf designs. With greater luminosity more certain, its proponents can argue that it is worth the greater price. If, using new superconductors, higher gradients become possible, thus reducing lengths and costs, then the advantages of a superconducting solution might become overwhelming.

At Higher Energies

At higher energies (as expected from Eq. 5), obtaining the required luminosity gets harder. Fig. 3 shows the dependency of some example machine parameters with energy. SLC is taken as the example at 0.1 TeV, NLC parameters at 0.5 and 1 TeV, and 5 and 10 TeV examples are taken from a review paper by one of the authors [7]. One sees that:

- the assumed beam power rises approximately linearly with energy (E);
- the vertical spot sizes fall approximately as E^{-2} ;
- the vertical normalized emittances fall even faster: $E^{-2.5}$; and
- the momentum spread due to beamstrahlung has been allowed to rise.

These trends are independent of the acceleration method, frequency, etc, and indicate that as the energy and required luminosity rise, so the required beam powers, efficiencies, emittances and tolerances will all get harder to achieve. The use of higher frequencies or exotic technologies that would allow the gradient to rise, will, in general, make the achievement of the required luminosity even more difficult. It may well prove impractical to construct linear electron-positron colliders, with adequate luminosity, at energies above a few TeV.

$\mu^+\mu^-$ COLLIDERS

The possibility of muon colliders was introduced by Skrinsky et al. [9] and Neuffer [10] and has been aggressively developed over the past two years in a series of meetings and workshops [11–15].

The main advantages of muons, as opposed to electrons, for a lepton collider are:

- The synchrotron radiation, that forces high energy electron colliders to be linear, is inversely proportional to the fourth power of mass, then it is negligible in muon colliders. Thus a muon collider can be circular. In practice this means it can be smaller. The linacs for the SLAC proposal for a 0.5 TeV Next Linear Collider would be 20 km long. The ring for a muon collider of the same energy would be only about 1.3 km circumference.

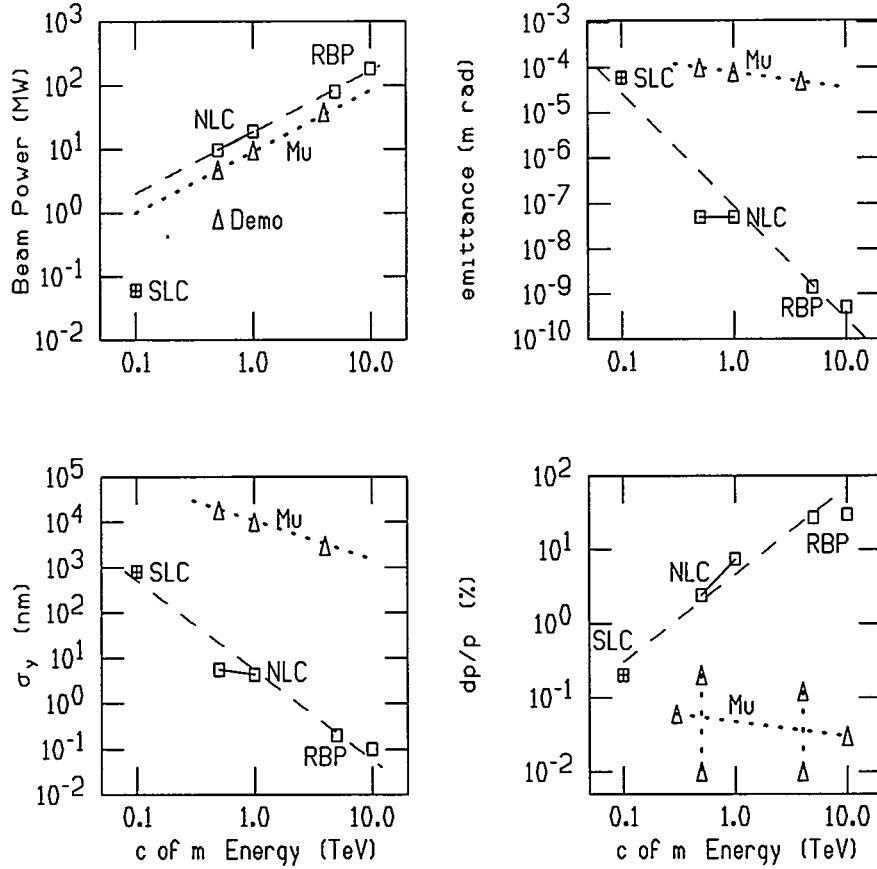


FIGURE 3. Dependence of some sensitive parameters on linear collider energy, with comparison of same parameters for $\mu^+\mu^-$ colliders.

- The luminosity of a muon collider is given by the same formula (Eq. 3) as given above for an electron positron collider, but there are two significant changes: 1) The classical radius r_o is now that for the muon and is 200 times smaller; and 2) the number of collisions a bunch can make $n_{collisions}$ is no longer 1, but is now limited only by the muon lifetime and becomes related to the average bending field in the muon collider ring, with $n_{collisions} \approx 150 B_{ave}$. With an average field of 6 Tesla, $n_{collisions} \approx 900$. These two effects give muons an *in principle* luminosity advantage of more than 10^5 . As a result, for the same luminosity, the required beam power, spot sizes, emittances and energy spread are far less in $\mu^+\mu^-$ colliders than in e^+e^- machines of the same energy. The comparison is made in Fig. 3 above.

- The suppression of synchrotron radiation induced by the opposite bunch (beamstrahlung) allows the use of beams with lower momentum spread, and QED radiation is reduced.

- s -channel Higgs production is enhanced by a factor of $(m_\mu/m_e)^2 \approx 40000$. This combined with the lower momentum spreads would allow more precise determination of Higgs masses, widths and branching ratios.

But there are problems with the use of muons:

- Muons can be obtained from the decay of pions, made by higher energy protons impinging on a target. But in order to obtain enough muons, a high intensity proton source is required with very efficient capture of the pions, and muons from their decay.

- The selection of fully polarized muons is inconsistent with the requirements for efficient collection. Polarizations only up to 50% are practical, and some loss of luminosity is inevitable (e^+e^- machines can polarize the electrons up to $\approx 85\%$).

- Because the muons are made with very large emittance, they must be cooled, and this must be done very rapidly because of their short lifetime. Conventional synchrotron, electron, or stochastic cooling is too slow. Ionization cooling [16] is the only clear possibility, but does not cool to very low emittances.

- Because of their short lifetime, conventional synchrotron acceleration would be too slow. Recirculating accelerators or pulsed synchrotrons must be used.

- Because they decay while stored in the collider, muons radiate the ring and detector with decay electrons. Shielding is essential and backgrounds will be high.

Design Studies

A collaboration, lead by BNL, FNAL and LBNL, with contributions from 18 institutions has been studying a 4 TeV, high luminosity scenario and presented a feasibility study [15] to the 1996 Snowmass Workshop. The basic parameters of this machine are shown schematically in Fig. 4 and given in Table 2.

Table 2 also gives the parameters of a 0.5 TeV demonstration machine based on the AGS as an injector. It is assumed that a demonstration version based on upgrades of the FERMILAB, or CERN machines would also be possible.

The main components of the 4 TeV collider would be:

- A proton source with parameters similar to those of KAON [17] (30 GeV, 10^{14} protons per pulse, at 15 Hz).

- A liquid metal target surrounded by a 20 T hybrid solenoid to make and capture pions.

- A 5 T solenoidal channel to allow the pions to decay into muons, with rf cavities to, at the same time, decelerate the fast ones that come first, while accelerating the slower ones that come later. Muons from pions in the 100-500 MeV range emerge in a 6 m long bunch at 150 ± 30 MeV.

- A solenoidal snake and collimator to select the momentum, and thus the polarization, of the muons.

- A sequence of 20 ionization cooling stages, each consisting of: a) energy loss material in a strong focusing environment for transverse cooling; b) linac

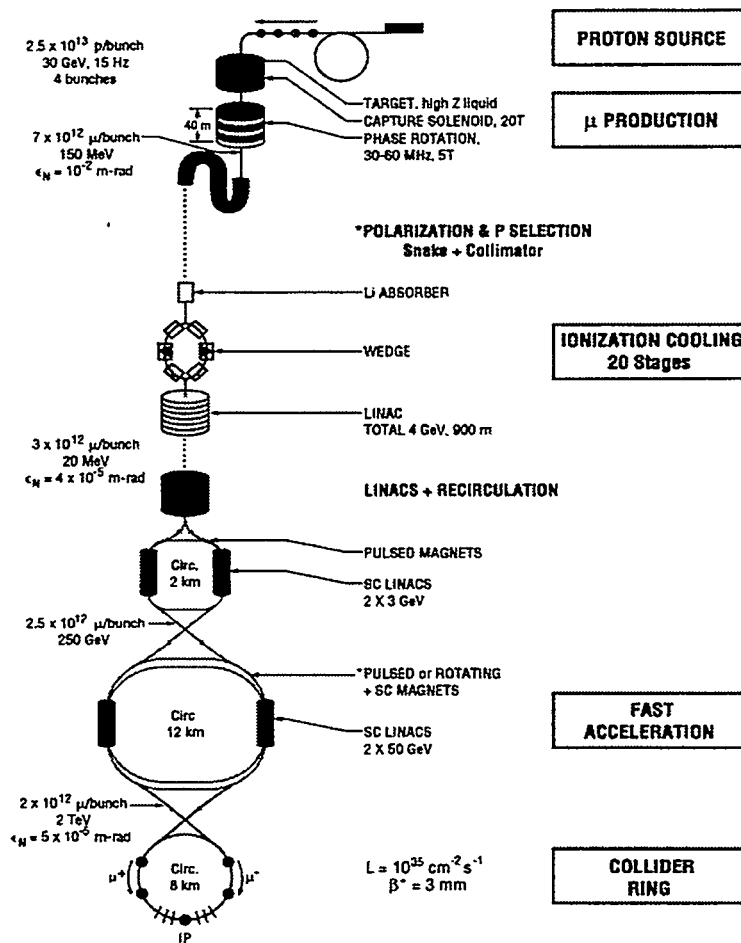


FIGURE 4. Overview of a 4 TeV Muon Collider

reacceleration and c) lithium wedges in dispersive environments for cooling in momentum space.

- A linac and/or recirculating linac pre-accelerator, followed by a sequence of pulsed field synchrotron accelerators using superconducting linacs for rf.
- An isochronous collider ring with locally corrected low beta ($\beta=3 \text{ mm}$) insertion.

Status and Required R and D

Muon Colliders are promising, but they are in a far less developed state than hadron or e^+e^- machines. No muon collider has ever been built. Much theoretical and experimental work will be needed before one will even know if they are possible. In particular, theoretical work is needed on the cooling sequence, on the collider ring, and on estimations of background in the detectors. The highest priority experimental work is:

TABLE 2. Parameters of Collider Rings

c-of-m Energy	TeV	4	.5
Beam energy	TeV	2	.25
Beam γ		19,000	2,400
Repetition rate	Hz	15	2.5
Proton driver energy	GeV	30	24
Protons per pulse		10^{14}	10^{14}
Muons per bunch		$2 \cdot 10^{12}$	$4 \cdot 10^{12}$
Bunches of each sign		2	1
Beam power	MW	38	.7
Norm. <i>rms</i> emit. ϵ_n	π mm mrad	50	90
Bending fields	T	9	9
Circumference	Km	8	1.3
Ave. bending fields	T	6	5
Effective turns		900	800
β^* at intersection	mm	3	8
<i>rms</i> bunch length	mm	3	8
<i>rms</i> I.P. beam size	μm	2.8	17
Chromaticity		2000-4000	40-80
β_{\max}	km	200-400	10-20
Luminosity	$\text{cm}^{-2}\text{s}^{-1}$	10^{35}	10^{33}

- Demonstration of ionization cooling;
- Demonstration of liquid targets, solenoid pion capture and the use of rf near such a source;
- Construction of model pulsed magnets for the accelerator and large aperture superconducting quadrupoles for the intersection region of the collider.

COMPARISON OF MACHINES

In Fig. 5, the effective physics energies (as defined by Eq. 2) of representative machines are plotted against their total tunnel lengths. We note:

- Hadrons Colliders: It is seen that the energies of machines rise with their size, and that this rise is faster than linear ($E_{\text{eff}} \propto L^{1.3}$). This extra rise is a reflection of the increases in bending magnetic field used, as new technologies and materials have become available.
- Circular Electron-Positron Colliders: The energies of these machines rise approximately as the square root of their size, as expected from the cost optimization discussed in section 4 above.
- Linear Electron-Positron Colliders: The SLAC Linear Collider is the only existing machine of this type. One example of a proposed machine (the NLC) is plotted. The line drawn has the same slope as for the hadron machines and implies a similar rise in accelerating gradient, as technologies advance.
- Muon-Muon Colliders: Only the 4 TeV collider, discussed above, and the 0.5 TeV *demonstration machine* have been plotted. The line drawn has the

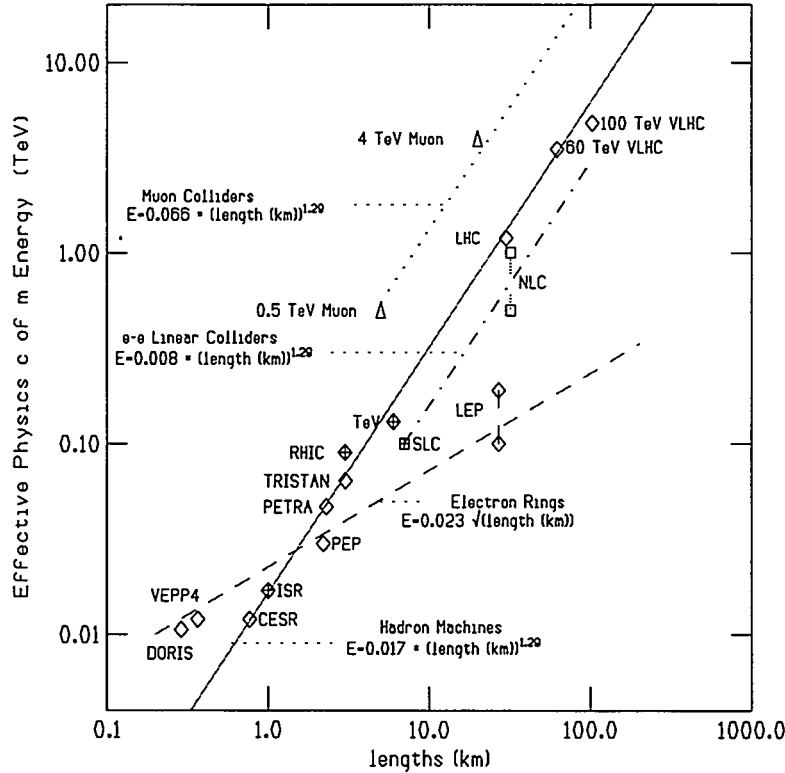


FIGURE 5. Effective physics energies of colliders as a function of their total length.

same slope as for the hadron machines.

CONCLUSIONS

Our conclusions, with the caveat that they are indeed only our opinions, are:

- The LHC is a well optimized and appropriate next step towards high *effective physics* energy.
- A Very Large Hadron Collider with energy greater than the SSC (e.g. 60 TeV c-of-m) and cost somewhat less than the SSC, may well be possible with the use of high T_c superconductors that may become available.
- A “Next Linear Collider” is the only clean way to complement the LHC with a lepton machine, and the only way to do so soon. But it appears that even a 0.5 TeV collider may be more expensive than the LHC, has significantly less *effective physics energy*, and will be technically challenging. Obtaining the design luminosity may not be easy.
- Extrapolating conventional rf e^+e^- linear colliders to energies above 1 or 2 TeV will be very difficult. Raising the rf frequency can reduce length and probably cost for a given energy, but obtaining luminosity increasing as the square of energy, as required, may not be feasible.

- Laser driven accelerators are becoming more realistic and can be expected to have a significantly lower cost per TeV. But the ratio of luminosity to wall power is likely to be significantly worse than for conventional rf driven machines. Colliders using such technologies are thus unlikely to achieve the very high luminosities needed for physics research at higher energies.

- A higher gradient superconducting Linac collider using Nb₃Sn or high T_c materials, if it became technically possible, could be the most economical way to attain the required luminosities in a higher energy e^+e^- collider.

- Gamma-gamma collisions can and should be obtained at any future electron-positron linear collider. They would add physics capability to such a machine, but, despite their freedom from the beamstrahlung constraint, may not achieve higher luminosity.

- A Muon Collider, being circular, could be far smaller than a conventional rf e^+e^- linear collider of the same energy. Very preliminary estimates suggest that it would also be significantly less expensive. The ratio of luminosity to wall power for such machines, above 2 TeV, may be better than that for electron positron machines, and extrapolation to a center of mass energy of 4 TeV does not seem unreasonable. If research and development can show that it is practical, then a 0.5 TeV muon collider could be a useful complement to e^+e^- colliders, and, at higher energies (e.g. 4 TeV), could be a viable alternative.

ACKNOWLEDGMENTS

We acknowledge important contributions from many colleagues, especially those that contributed to the feasibility study submitted to the Snowmass Workshop 96 Proceedings [15] from which much of the material and some text for this report, has been taken. This research was supported by the U.S. Department of Energy under Contract No. DE-ACO2-76-CH00016 and DE-AC03-76SF00515.

REFERENCES

1. M. S. Livingston, *High Energy Accelerators*, Interscience, NY (1954).
2. A. W. Chao, R. B. Palmer, L. Evans, J. Gareyte, R. H. Siemann, *Hadron Colliders (SSC/LHC)*, Proc.1990 Summer Study on High Energy Physics, Snowmass, (1990) p. 667.
3. S. Holmes for the RLHC Group, *Summary Report*, presentation at the Snowmass Workshop 96, to be published.
4. *International Linear Collider Technical Review Committee Report*, SLAC-R-95-471, (1995)

5. P. Chen and K. Yokoya, Phys. Rev. **D38** 987 (1988); P. Chen, SLAC-PUB-4823 (1987); K. Yokoya and P. Chen, lecture at the US-CERN Accelerator School, Hilton Head, South Carolina, 1990 (unpublished); Report No. KeK 91-2, 1991.
6. See for example, H. Murayama and M. Peskin, *Physics Opportunities of e^+e^- Linear Colliders*, SLAC-PUB-7149/LBNL-38808/UCB-PTH-96/18, June 1996; to appear in Annual Review of Nuclear and Particle Physics.
7. R. B. Palmer, *Prospects for High Energy e^+e^- Linear Colliders*, Annu. Rev. Nucl. Part. Sci. (1990) 40, p 529-92.
8. N. Akasaka, *Dark current simulation in high gradient accelerating structure* EPAC96 Proceedings, pp. 483 Sitges, Barcelona, Spain, June 1996), Institute of Physics Publishing.
9. E. A. Perevedentsev and A. N. Skrinsky, Proc. 12th Int. Conf. on High Energy Accelerators, F. T. Cole and R. Donaldson, Eds., (1983) 485; A. N. Skrinsky and V.V. Parkhomchuk, Sov. J. of Nucl. Physics **12**, (1981) 223; *Early Concepts for $\mu^+\mu^-$ Colliders and High Energy μ Storage Rings, Physics Potential & Development of $\mu^+\mu^-$ Colliders. 2nd Workshop*, Sausalito, CA, Ed. D. Cline, AIP Press, Woodbury, New York, (1995).
10. D. Neuffer, IEEE Trans. **NS-28**, (1981) 2034.
11. *Proceedings of the Mini-Workshop on $\mu^+\mu^-$ Colliders: Particle Physics and Design*, Napa CA, Nucl Inst. and Meth., **A350** (1994) ; Proceedings of the Muon Collider Workshop, February 22, 1993, Los Alamos National Laboratory Report LA-UR-93-866 (1993) and *Physics Potential & Development of $\mu^+\mu^-$ Colliders 2nd Workshop*, Sausalito, CA, Ed. D. Cline, AIP Press, Woodbury, New York, (1995).
12. Proceedings of the 9th Advanced ICFA Beam Dynamics Workshop, Ed. J. C. Gallardo, AIP Press, Conference Proceedings 372 (1996) and references therein.
13. D. V. Neuffer and R. B. Palmer, Proc. European Particle Acc. Conf., London (1994); M. Tigner, in Advanced Accelerator Concepts, Port Jefferson, NY 1992, AIP Conf. Proc. **279**, 1 (1993).
14. R. B. Palmer et al., *Monte Carlo Simulations of Muon Production, Physics Potential & Development of $\mu^+\mu^-$ Colliders 2nd Workshop*, Sausalito, CA, Ed. D. Cline, AIP Press, Woodbury, New York, pp. 108 (1995); R. B. Palmer, et al., *Muon Collider Design*, in Proceedings of the Symposium on Physics Potential & Development of $\mu^+\mu^-$ Colliders, Nucl. Phys B (Proc. Suppl.) **51A** (1996)
15. *$\mu^+\mu^-$ collider, A Feasibility Study*, BNL-52503, FermiLab-Conf-96/092, LBNL-38946, submitted to the Proceedings of the Snowmass96 Workshop.
16. D. Neuffer, *Principles and Applications of Muon Cooling*, Part. Acc. **14** 75 (1983); R. C. Fernow and J. C. Gallardo, *Muon Transverse Ionization Cooling: Stochastic Approach*, Phys. Rev. **E52** 1039 (1995); see also A. N. Skrinsky et al. in ref. [9].
17. *KAON Factory Study*, Accelerator Design Study Report, TRIUMF, Vancouver, B.C. Canada.