

LA-UR - 88-1556

LA-UR--1556

DE88 011054

TITLE SCALING OF THE MAGNETORESISTANCE OF  $\text{Fe}_{1-x}\text{Co}_x$  UNDER PRESSURE

AUTHOR(S) J. O. Willis, M. W. McElfresh, J. D. Thompson, J. L. Smith, and Z. Fisk

SUBMITTED TO 4th Joint MMM-Intermag Conference, Vancouver, B. C., Canada

The Journal of Applied Physics

#### DISCLAIMER

This report was prepared as an account of work sponsored by an agency of the United States Government. Neither the United States Government nor any agency thereof, nor any of their employees, makes any warranty, express or implied, or assumes any legal liability or responsibility for the accuracy, completeness, or usefulness of any information, apparatus, product, or process disclosed, or represents that its use would not infringe privately owned rights. Reference herein to any specific commercial product, process, or service by trade name, trademark, manufacturer, or otherwise does not necessarily constitute or imply its endorsement, recommendation, or favoring by the United States Government or any agency thereof. The views and opinions of authors expressed herein do not necessarily state or reflect those of the United States Government or any agency thereof.

By acceptance of this article the publisher recognizes that the U.S. Government retains a nonexclusive, royalty-free license to publish or reproduce the published form of this contribution or to allow others to do so for U.S. Government purposes.

The Los Alamos National Laboratory requests that the publisher identify this article as work performed under the auspices of the U.S. Department of Energy.

MASTER

Los Alamos

Los Alamos National Laboratory  
Los Alamos, New Mexico 87545

# Scaling of the Magnetoresistance of $\text{UBe}_{13}$ under Pressure

J. O. Willis, M. W. McElfresh<sup>\*</sup>, J. D. Thompson, J. L. Smith<sup>†</sup>, and Z. Fisk

Physics Division, Los Alamos National Laboratory

Los Alamos, NM 87545 USA

## Abstract

We report magnetoresistance measurements of the heavy electron compound  $\text{UBe}_{13}$  above the superconducting transition temperature  $T_C$  and below 4 K for pressures  $P$  up to 19 kbar and for magnetic fields  $H$  up to 9 T. We observe strong negative magnetoresistance at all pressures and temperatures. The resistivity  $\rho$  is quadratic in temperature  $T$  from  $T_C$  up to a maximum temperature of 1 K at 1 bar increasing to 2 K at 19 kbar. The slope of the  $T^2$  term decreases with both  $H$  and with  $P$ . We find that  $\delta(H) \equiv -(\rho(H) - \rho(0))/\rho(0)$  for a given pressure scales as a function of  $H/T$  and exhibits power law behavior over one decade with an exponent of 1.7. In addition,  $\delta(H)$  at high pressure shows this same power law over a more limited  $H/T$  range.

PACS Categories: 72.15.Qm, 75.20.Hr, 71.28.+d

The compound  $\text{UPt}_3$  (Ref. 1) is one of a class of materials known as heavy fermion or heavy electron compounds.<sup>2</sup> These systems are characterized by Curie-Weiss (local moment) susceptibility  $\chi$  at high temperatures and Pauli (itinerant) magnetic behavior at low temperature. Accompanying this change in magnetic properties is an enormous enhancement of the electronic specific heat coefficient  $\gamma(T)$  ( $\equiv C(T)/T$ ), which is proportional to the effective electron mass, as the temperature approaches zero. Heavy electron compounds at low temperatures have been proposed to be Kondo lattice systems.<sup>3</sup> At high temperatures, each local moment is independent and becomes partially screened by antiferromagnetically oriented conduction electron as the temperature is decreased: this moment compensation is complete at temperatures well below the Kondo temperature  $T_K$ . A Kondo lattice is not just the sum of the independent Kondo sites described above, but it includes correlations among the sites. This results in a decrease in the resistivity  $\rho$  below  $T_K$  in contrast to the constant, saturated  $\rho$  for the isolated Kondo impurity in the same temperature regime. The resistivity of  $\text{UPt}_3$  shows the classic Kondo resistivity at high temperatures that increases to a shoulder near 20 K and a peak near 2.5 K, below which  $\rho$  falls rapidly with decreasing  $T$  until at about 0.9 K, the material becomes superconducting.

The magnetoresistivity of  $\text{UPt}_3$  is large and negative with a strong temperature dependence. Below 1 K and for  $H$  greater than about 1 T, the data can be described by  $\rho = \rho_0 + AT^2$ , composed of a residual scattering term  $\rho_0$  and a  $T^2$  contribution that suggests a Fermi liquid ground state for  $\text{UPt}_3$ . At zero field, the  $\rho_0$  value is about  $100 \mu\Omega\text{-cm}$ , much larger than might be expected for non-magnetic impurity scattering. Indeed,  $\rho_0$  decreases almost an order of magnitude in high fields, strongly supporting

its source as Kondo (magnetic) scattering. The  $T^2$  term also shows an overall decrease with field.

Pressure  $P$  has an effect similar to field on the resistivity of  $\text{UBe}_{13}$ .<sup>4,5</sup> The 2.5 K peak in  $\rho$  shifts to higher temperatures, and the low temperature resistivity is depressed in magnitude, as are  $\rho_0$  and  $A$ . The superconducting transition temperature  $T_C$  was found to decrease at a rate of 16 mK/kbar. Specific heat measurements<sup>6</sup> demonstrate a 30% reduction in  $\gamma$  between 0 and 9.3 kbar indicating a substantial decrease in the electronic mass, or equivalently, in the renormalized electronic density of states at the Fermi level. In contrast, recent dc susceptibility ( $\chi$ ) measurements<sup>7</sup> in this same pressure region show less than a 10% decrease from  $\chi(P = 0)$ , suggesting much smaller changes in the electronic mass. Magnetoresistance data at high pressures can provide additional insight into the possible energy scales and into the properties of the Kondo impurity and Kondo lattice models of  $\text{UBe}_{13}$ . We report here on measurements of  $\rho$  as a function of temperature (0.15 to 4 K), magnetic field (0 to 9 T), and pressure (0 to 19 kbar).

Polycrystalline  $\text{UBe}_{13}$  was prepared by arc melting together stoichiometric amounts of U and pre-melted Be. Measurements were performed in a self-clamped Cu-Be cell<sup>8</sup> using a conventional four-load, phase-sensitive ac resistance technique. The current, which was  $0.07 \text{ A cm}^{-2}$  or smaller to avoid Joule heating, was roughly parallel to the applied magnetic field. The pressures were determined from the  $T_C$  of a Sn manometer.<sup>9</sup> Temperatures were determined with a Speer carbon radio resistor that was calibrated against a germanium resistor at zero field and was corrected<sup>10</sup> for magnetoresistance at finite fields.

Resistivity  $\rho$  vs. temperature  $T$  data at 9.9 kbar are presented in Fig

1. A large negative magnetoresistance is apparent in this temperature range, similar to previously reported zero pressure measurements on  $\text{UBe}_{13}$ .<sup>11-13</sup> It is clear that the magnetoresistance is a complicated function of  $T$  and  $H$ , and furthermore, it is not possible to determine  $\rho(H) - \rho(0)$  explicitly below  $T_C$  ( $H=0$ ) as  $\rho(0)$  is shorted by the superconducting electrons. If the data of Fig. 1 are plotted vs.  $T^2$ , there are extensive regions below 1 K for which  $\rho$  can be modeled as  $\rho_0 + AT^2$ , as can be seen in Fig. 2. The extent of the  $T^2$  region increases with field and also with pressure. At 9 T it extends up to  $\sim 1$  K at  $P = 0$  and up to  $\sim 2$  K at  $P = 19$  kbar. For  $H$  less than about 3 T, the smaller range for which  $\rho$  has a  $T^2$  temperature dependence leads to less accurate values of  $\rho_0$  and  $A$  than at higher fields.

In a Fermi liquid picture, the low temperature resistivity is proportional to  $(T/T^*)^2$ , where  $T^*$  is a characteristic temperature of the system. We then make the identification that  $A$  is proportional to  $(1/T^*)^2$ , and therefore  $A^{-1/2}$  is proportional to  $T^*$ . Values of  $A^{-1/2}$  have been extracted from fitting the data in Fig. 2 and from the data at other pressures. The behavior of  $A^{-1/2}$  as a function of  $H$  and  $P$  is shown in Fig. 3. The initial decrease in  $A^{-1/2}$  ( $\propto T^*$ ) for  $H$  less than 2 to 3 T is not understood.<sup>4</sup> At higher fields,  $A^{-1/2}$  increases approximately linearly with  $H$ . This rate of change ( $d \ln A^{-1/2} / dH$ ) varies from 6.3 %/T at 1 bar to 14 %/T at 19 kbar. Remenyi et al.<sup>11</sup> were unable to fit their data below 5 T to a  $\rho_0 + AT^2$  form. In addition, they observed a distinct break in the  $\rho$  vs.  $T^2$  data near  $T_C$  ( $H = 0$ ). Their  $A^{-1/2}$  values increase monotonically with field but are a factor of 1.4 smaller ( $A$  is a factor 2 larger) than seen here. This may be related to their high-field  $\rho$  value of 40  $\mu\Omega \text{ cm}$ , twice as large as in the present work.

In both the data of Fig. 2 and in the corresponding data at other pressures (not shown), there appears to be a limiting, high-field, pressure-independent residual resistivity  $\rho_0$ . By extrapolating the resistivity to  $T = 0$  K with a  $T^2$  temperature dependence,  $\rho_0$  values have been obtained and are shown in Fig. 4. The accuracy of these values improves with both  $H$  and  $P$ , i. e., with the length of the  $T^2$  region and the decrease in the length of the extrapolation; a typical error bar is about 2%. A limiting high-field, residual resistivity  $\rho_0$  value of  $18 \pm 1 \mu\Omega\text{-cm}$ , which is independent of pressure, is obtained from the data in Fig. 4. This value is in good agreement with the zero pressure  $\rho_0$  of  $\leq 17 \mu\Omega\text{-cm}$  reported by Rauchschalbe et al.,<sup>13</sup> but is a factor of two smaller than that observed by Remenyi et al.<sup>11</sup>, indicating the possible better quality of the first two samples. We believe that this  $\rho_0$  is representative of intrinsic (non-magnetic) scattering in the  $\text{UBe}_{13}$  host lattice, such as substitutional, vacancy, or grain-boundary scattering.

The large, negative magnetoresistance attaining a maximum at  $T = 0$  is a general property of dilute (independent) Kondo impurities, such as Ce in  $\text{LaB}_6$ .<sup>14</sup> This behavior can be described quantitatively by the Bethe-ansatz solution of the  $S=1/2$  Coqblin-Schrieffer model for independent Kondo impurities.<sup>15</sup> This model has been successfully applied to  $\text{CeAl}_3$  and  $\text{CeCu}_2\text{Si}_2$  (Ref. 16) as well as to  $\text{UBe}_{13}$  (Ref. 12,16) at ambient pressure. In the Ce based compounds, there is clear evidence of a change in sign of the magnetoresistance at a temperature in coincidence with a maximum in  $\chi(T)$  and a sign change in the thermopower. Below this temperature  $T_0$ , it is believed that a coherent ground state (the Kondo lattice) has fully developed. Such direct observations have not yet been made for  $\text{UBe}_{13}$ , although the application of the above mentioned  $S = 1/2$  Coqblin-Schrieffer

model suggests a  $T_0$  of 0.1 to 0.2 K. This temperature is about 10% of  $T_{\max}$  (= 2.5 K) in the position of the maximum in  $\rho$ , below which  $\text{UBe}_{13}$  is beginning to enter the Kondo lattice regime.  $T_{\max}$  increases with pressure linearly up to 6.9 K at 19 kbar. Additionally, the extent of the  $T^2$  region and  $A^{-1/2}$  increase and  $\rho(0)$  decreases with increasing pressure, all indicating a closer approach to the coherent state. If  $T_0$  increased proportionately to  $T_{\max}$ , then it might be as high as 0.25 to 0.50 K at 19 kbar. However, no clear evidence of a sign change in the magnetoresistance was observed in the present experiment. Measurements at significantly higher pressures (40 to 100 kbar) are in progress to address this question.

In Fig. 5, the normalized magnetoresistivity  $\delta(H) \equiv -(\rho(H) - \rho(0))/\rho(0)$  has been plotted vs.  $H/T$  for pressures of 1 bar and 19 kbar and temperatures between 0.7 and 4.0 K. The scaling apparent in these data indicate that  $\delta(H)$  is a universal function of  $H/T$  at a given pressure. Similar results are obtained at 4.9 and 9.9 kbar. The linear regions in the log-log plot shown in Fig. 5 imply a power law dependence of the form  $\delta(H) = a + bH^c$  where  $c = 1.68 \pm 0.05$ . Attempts to scale the data with  $H/(T + \Theta)$  showed significant deviations for  $|\Theta| > 0.1$  K in disagreement with the results of Remenyi et al.<sup>11</sup> ( $\Theta = 1$  K), but in good agreement with Batlogg et al.<sup>12</sup> and Rauchschalbe.<sup>16</sup> The lower limit in  $H/T$  over which this power law is valid increases slowly with  $P$ , but the upper limit is relatively pressure independent. At high values of  $H/T$  and for all pressures studied, the normalized magnetoresistivity saturates at 60 to 70%.

In summary, we find a large, negative magnetoresistance in  $\text{UBe}_{13}$  for  $T$  less than 4 K,  $H$  less than 9 T, and  $P$  less than 19 kbar. The resistivity at  $T = 0$  K decreases rapidly with field and pressure reaching a lower limit of  $18 \mu\Omega\text{-cm}$ . The resistivity has an  $AT^2$  dependence over a temperature

region that increases with field and with pressure.  $A^{-1/2}$ , which is proportional to a characteristic temperature of the system, increases with H and with P. All these features are manifestations of independent Kondo scattering in the temperature region for which intersite correlations are beginning to develop, but no evidence of Kondo lattice formation was observed in the present work. The normalized magnetoresistivity  $\delta(H)$  scales as a function of  $H/T$  with the same  $(H/T)^{1.68}$  power law dependence observed over part of the range for all the pressures studied.

### **Acknowledgement**

This work was performed under the auspices of the U. S. Department of Energy, Office of Basic Energy Sciences.



## References

- \* Also in Materials Science and Technology Division, Los Alamos National Laboratory; Present address: IBM Research Center, Yorktown Heights, NY 10598.
- † Center for Materials Science, Los Alamos National Laboratory.
- 1. H. R. Ott, H. Rudigier, Z. Fisk, and J. L. Smith, Phys. Rev. Lett. **50**, 1595 (1983).
- 2. For reviews, see, Z. Fisk, H. R. Ott, T. M. Rice, and J. L. Smith, Nature **320**, 124 (1986); G. R. Stewart, Rev. Mod. Phys. **56**, 755 (1984); Z. Fisk, D. W. Hess, C. J. Pethick, D. Pines, J. L. Smith, J. D. Thompson, and J. O. Willis, Science **239**, 33 (1988).
- 3. N. B. Brandt and V. V. Moschalkov, Adv. Phys. **33**, 373 (1984).
- 4. J. D. Thompson, M. W. McElfresh, J. O. Willis, Z. Fisk, J. L. Smith, and M. B. Maple, Phys. Rev. B **35**, 48 (1987).
- 5. J. O. Willis, J. D. Thompson, J. L. Smith, and Z. Fisk, J. Magn. Magn. Mater. **63 & 64**, 461 (1987).
- 6. J. A. Olsen, R. A. Fisher, N. E. Phillips, G. R. Stewart and A. L. Giorgi, Bull. Amer. Phys. Soc. **31**, 648 (1986); N. E. Phillips, R. A. Fisher, J. Floquet, A. L. Giorgi, J. A. Olsen, and G. R. Stewart, J. Magn. Magn. Mater. **63 & 64**, 332 (1987).
- 7. M. W. McElfresh, J. O. Willis, J. D. Thompson, Z. Fisk, J. L. Smith, and M. B. Maple, Bull. Am. Phys. Soc. **92**, 594 (1987).
- 8. J. D. Thompson, Rev. Sci. Instrum. **55**, 231 (1984).
- 9. T. F. Smith, C. W. Chu, and M. B. Maple, Cryogenics **9**, 53 (1969).
- 10. M. J. Naughton, S. Dickenson, R. C. Samaratunga, J. S. Brooks, and K. P. Martin, Rev. Sci. Instrum. **54**, 1529 (1983).
- 11. G. Remenyi, D. Jaccard, J. Flouquet, A. Briggs, Z. Fisk, J. L. Smith, and

- H. R. Ott, J. Phys. (Paris) **47**, 367 (1986).
12. B. Batlogg, D. J. Bishop, E. Bucher, B. Golding, Jr., A. P. Ramirez, Z. Fisk, and J. L. Smith, J. Magn. Magn. Mater. **63 & 64**, 441 (1987).
  13. U. Rauchschwalbe, F. Steglich, and H. Rietschel, Europhys. Lett. **1**, 71 (1986).
  14. K. Samwer and K. Winzer, Z. Phys. **B25**, 269 (1976).
  15. P. Schlottmann, Z. Phys. **B51**, 223 (1983).
  16. U. Rauchschwalbe, Physica **147B**, 1 (1987).

### Figure Captions

1. Resistivity  $\rho$  vs. temperature  $T$  for  $\text{UBe}_{13}$  at 9.9 kbar.
2. Resistivity  $\rho$  vs. temperature squared for  $\text{UBe}_{13}$  at 9.9 kbar and for  $T < 1$  K.
3. The coefficient of  $A$ , the quadratic term in the low temperature resistivity of  $\text{UBe}_{13}$ , plotted as  $1/\sqrt{A}$  vs. magnetic field  $H$  for the pressures indicated. The lines are only guides to the eye.
4. The residual resistivity  $\rho_0$  vs. magnetic field  $H$  for the pressures indicated. The lines are only guides to the eye.
5. Normalized magnetoresistance of  $\text{UBe}_{13}$ ,  $-(\rho(H)-\rho(0))/\rho(0)$ , vs. magnetic field divided by temperature  $H/T$  for 1 bar and for 19 kbar. Included are values for temperatures between 1 and 4 K for both pressures and at 0.7 K for 19 kbar. The lines are only guides to the eye.

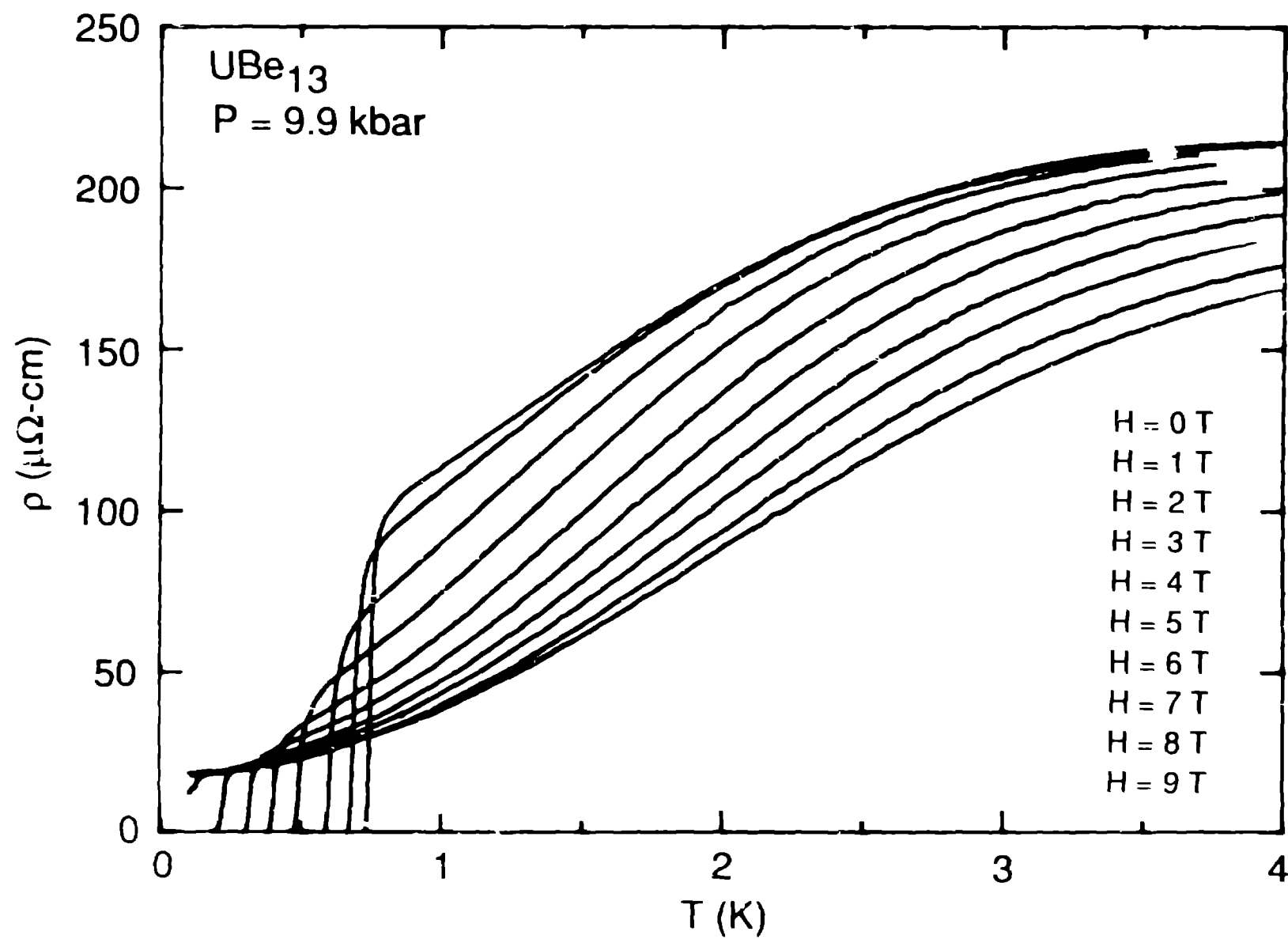


Fig. 1. Willis et al.

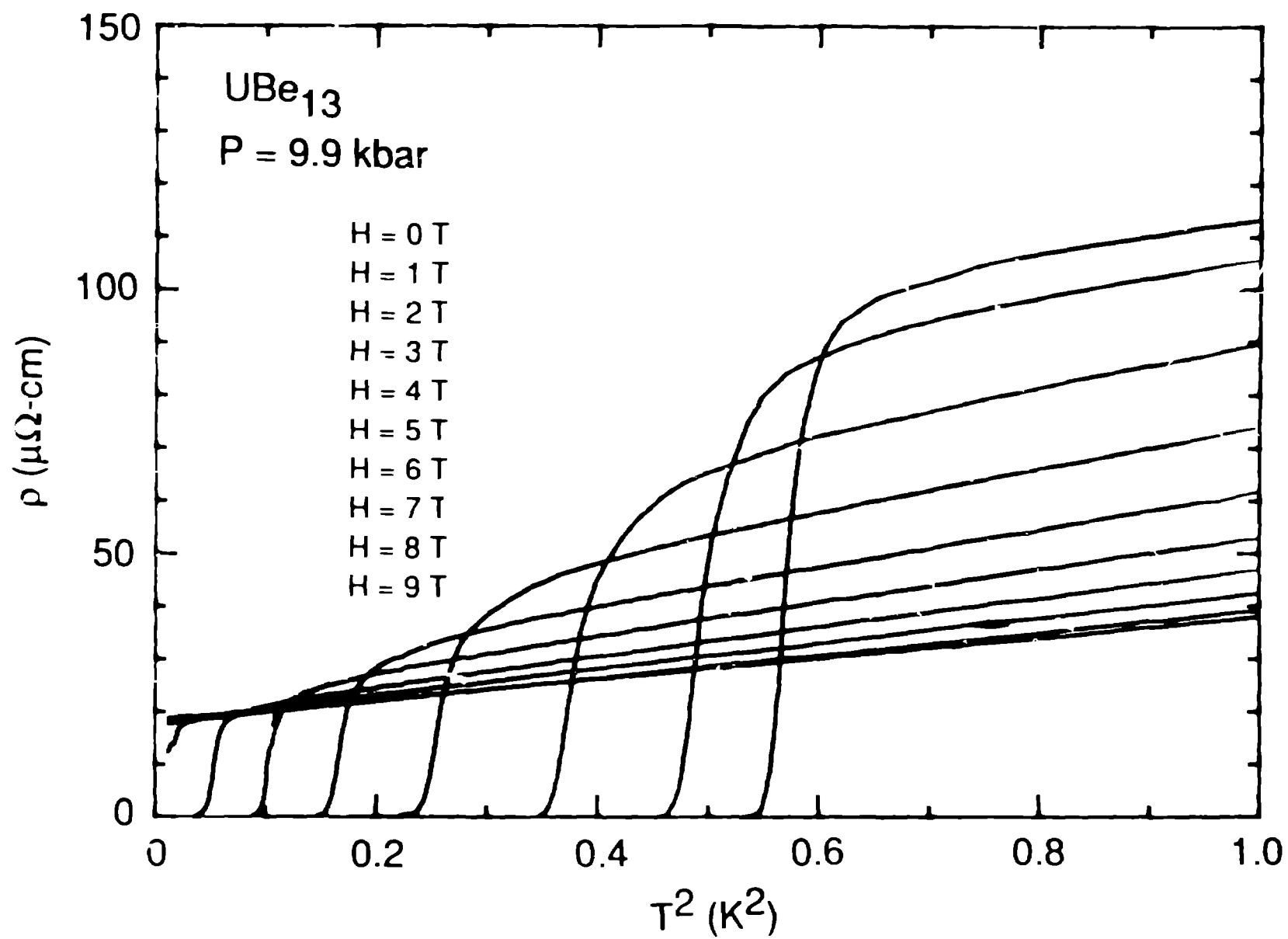


Fig. 2. Willis et al.

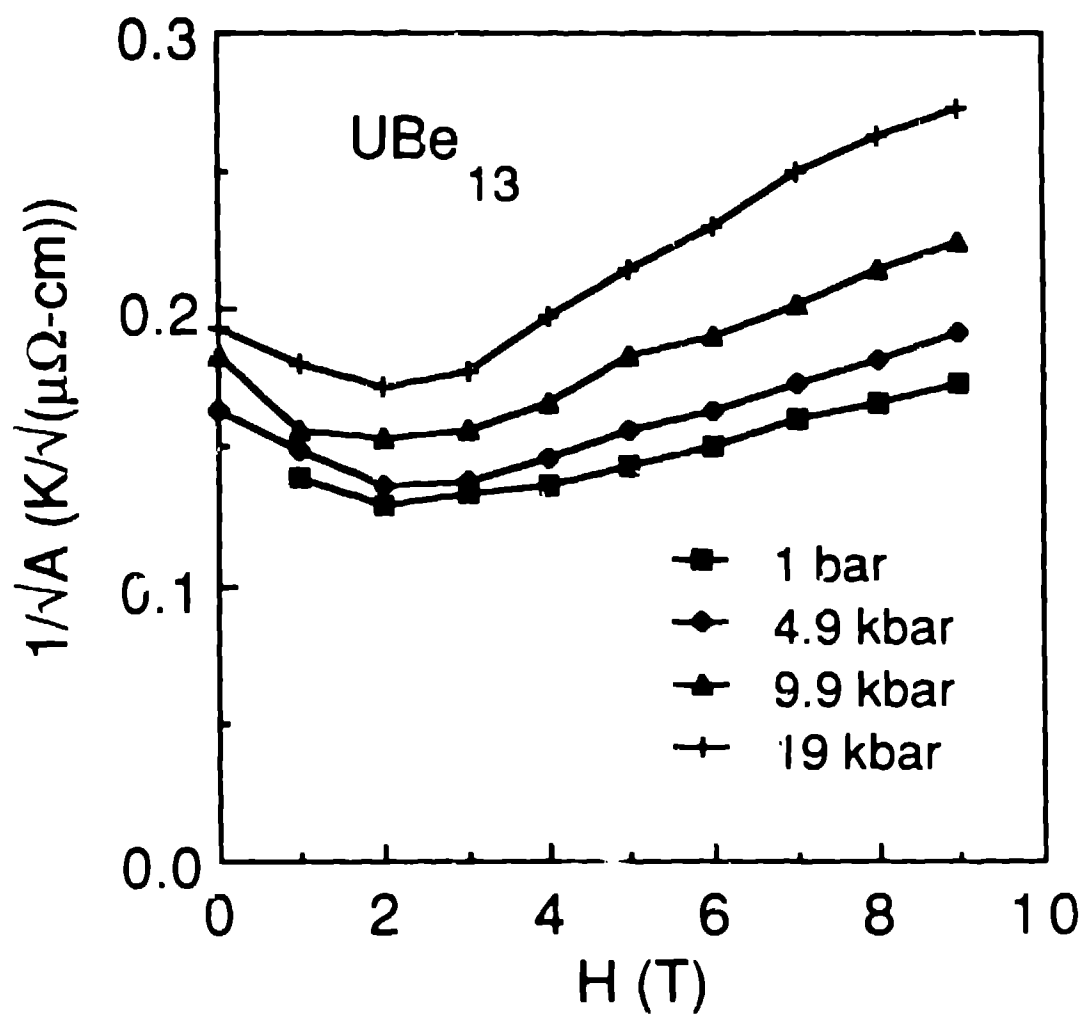


Fig. 3. Willis et al.

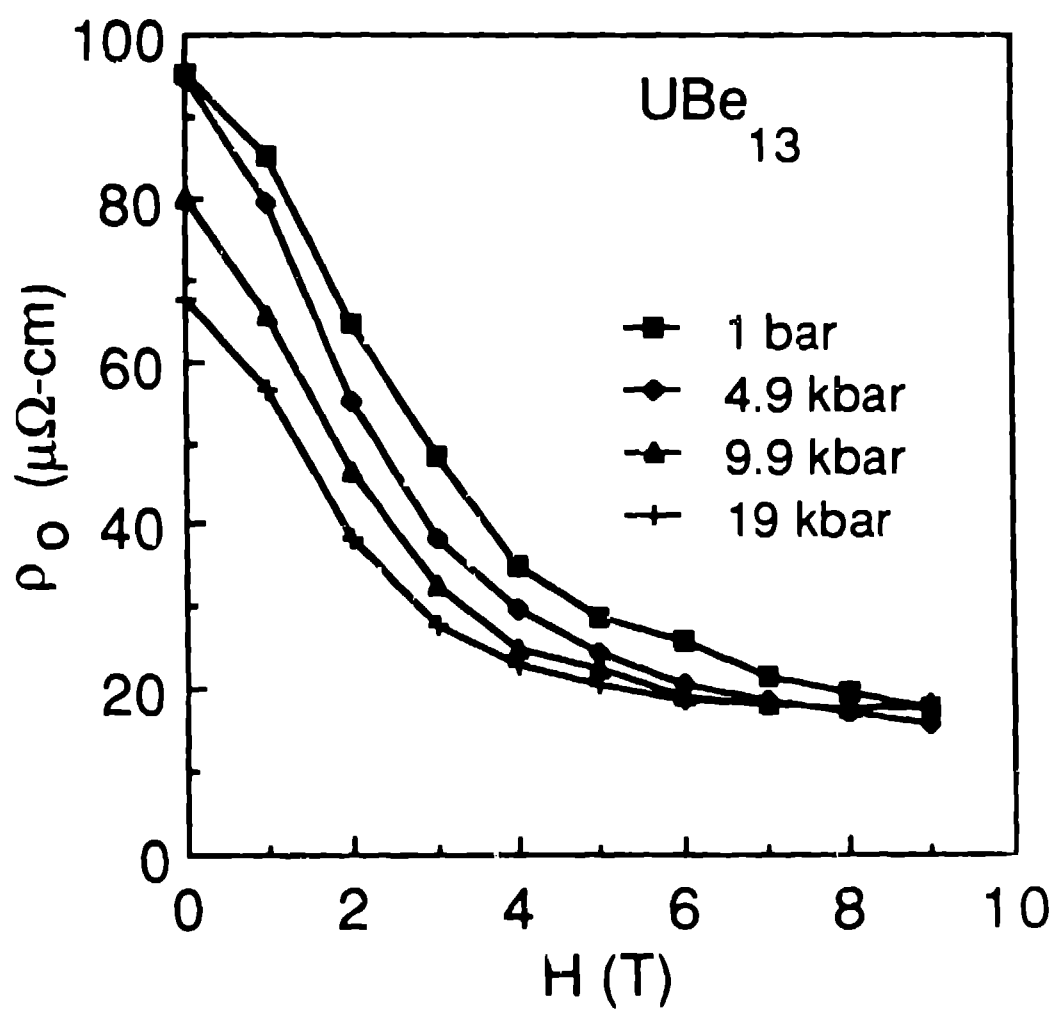


Fig. 4. Willis et al.

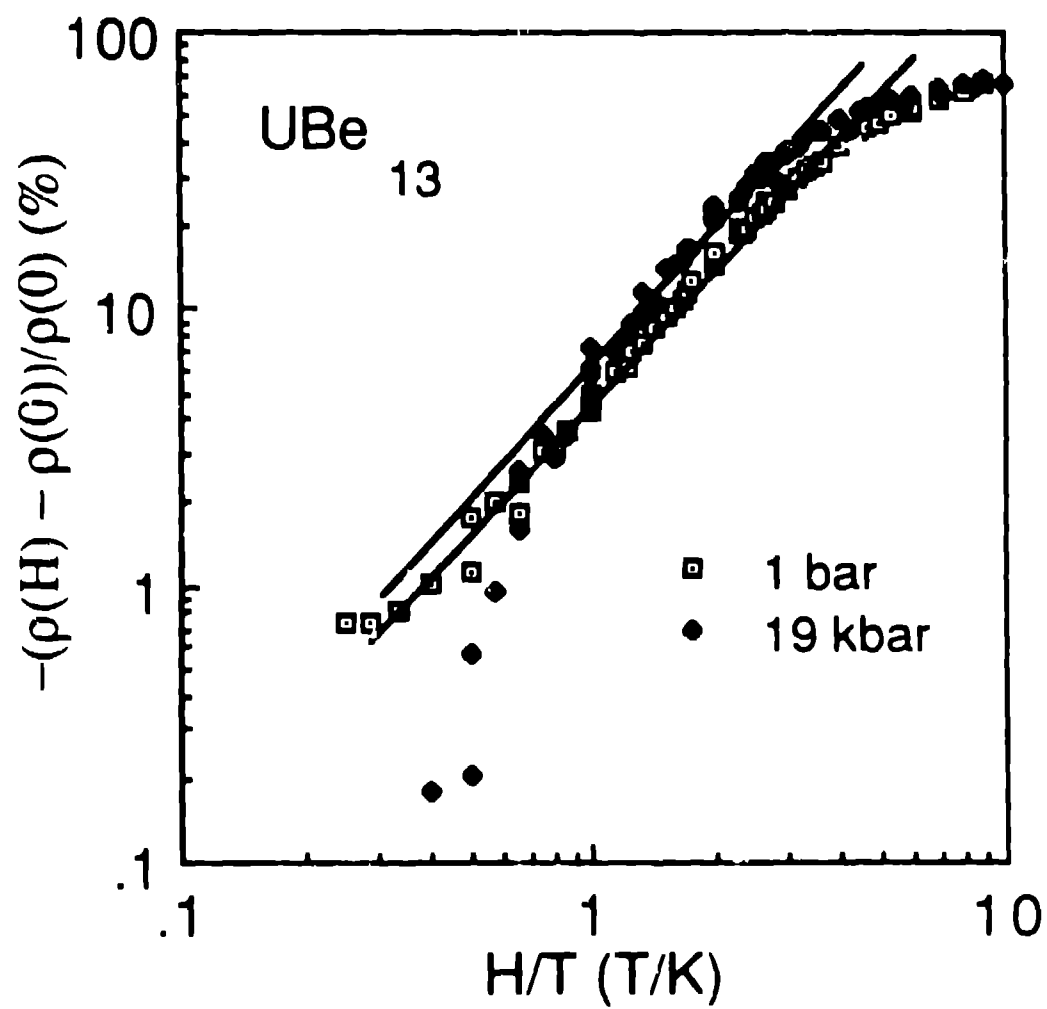


Fig. 5. Willis et al.