RECEIVED
NOV 16 1998
OSTI

WSRC-TR-98-00147
Unclassified

# F-AREA HAZARDOUS WASTE MANAGEMENT FACILITY SEMIANNUAL CORRECTIVE ACTION REPORT (U)

**FIRST AND SECOND QUARTER 1998**

**Volume I**

**Publication Date: September 1998**

Authorized Derivative Classifier
and Reviewing Official:

C. G. Reeves, R.O.

UNCLASSIFIED
Does Not Contain Unclassified
Controlled Nuclear Information

Westinghouse Savannah River Company
Savannah River Site
Aiken, SC 29808

*Prepared for the U.S. Department of Energy under Control Contract No. DE-AC09-89SR18035*

WSRC-TR-98-00147
Unclassified

# F-AREA HAZARDOUS WASTE MANAGEMENT FACILITY SEMIANNUAL CORRECTIVE ACTION REPORT (U)

**FIRST AND SECOND QUARTER 1998**

**Volume I**

**Publication Date: September 1998**

Authorized Derivative Classifier
and Reviewing Official:

UNCLASSIFIED
Does Not Contain Unclassified
Controlled Nuclear Information

Westinghouse Savannah River Company
Savannah River Site
Aiken, SC 29808

*Prepared for the U.S. Department of Energy under Control Contract No. DE-AC09-89SR18035*

## DISCLAIMER

This report was prepared as an account of work sponsored by an agency of the United States Government. Neither the United States Government nor any agency thereof, nor any of their employees, makes any warranty, express or implied, or assumes any legal liability or responsibility for the accuracy, completeness, or usefulness of any information, apparatus, product, or process disclosed, or represents that its use would not infringe privately owned rights. Reference herein to any specific commercial product, process, or service by trade name, trademark, manufacturer, or otherwise does not necessarily constitute or imply its endorsement, recommendation, or favoring by the United States Government or any agency thereof. The views and opinions of authors expressed herein do not necessarily state or reflect those of the United States Government or any agency thereof.

This report has been reproduced directly from the best available copy.

Available to DOE and DOE contractors from the Office of Scientific and Technical Information, P.O. Box 62, Oak Ridge, TN 37831; prices available from (615) 576-8401.

Available to the public from the National Technical Information Service, U.S. Department of Commerce, 5285 Port Royal Road, Springfield, VA 22161.

WSRC-TR-98-00147
Unclassified

# F-AREA HAZARDOUS WASTE MANAGEMENT FACILITY SEMIANNUAL CORRECTIVE ACTION REPORT (U)

**FIRST AND SECOND QUARTER 1998**

**Volume I**

**Publication Date: September 1998**

Westinghouse Savannah River Company
Savannah River Site
Aiken, SC 29808

*Prepared for the U.S. Department of Energy under Control Contract No. DE-AC09-89SR18035*

THIS PAGE LEFT BLANK INTENTIONALLY.

# Contents

**Volume I** **Page**

**List of Figures and Maps** ..... iv

**List of Tables** ..... vii

**Executive Summary** ..... 1

**Semiannual Corrective Action Report** ..... 3
- Introduction ..... 3
  - System Evaluation ..... 3
- Water Quality and Elevation Data Tables (IIIC.H.11.b.i) ..... 3
  - Analytical Results ..... 4
  - Background Results ..... 6
  - Appendix IX Analyses (Third Quarter 1997) ..... 6
  - Water Elevations ..... 6
- Hydrographs (IIIC.H.11.b.ii) ..... 6
- Time vs. Concentration Plots (IIIC.H.11.b.iii) ..... 6
- Isoconcentration Maps (IIIC.H.11.b.iv) ..... 6
- Potentiometric Maps (IIIC.H.11.b.v) ..... 7
- Volume and Rates of Groundwater Pumped (IIIC.H.11.b.vi) ..... 8
- Volume and Rates of Groundwater Injected (IIIC.H.11.b.vii) ..... 8
- Rainfall and Recharge (IIIC.H.11.b.viii) ..... 9
- Summary of System Downtime (IIIC.H.11.b.ix) ..... 9
- Minor Modifications to the System (IIIC.H.11.b.x) ..... 14
- Underground Injection Control (UIC) Sampling Results ..... 14

**Appendix A—Groundwater Protection Standard** ..... A-1

**Appendix B—Figures** ..... B-1

**Appendix C—Groundwater Monitoring Results Tables** ..... C-1

**Appendix D—Time Series Plots** ..... D-1

**Appendix E—Hydrographs** ..... E-1

**Appendix F—Carbon-14 Sampling** ..... F-1

**Appendix G—UIC Sampling Results** ..... G-1

**Volume II**

**Appendix H—General Separations Area Maps for the F- and H-Area Hazardous Waste Management Facilities Semiannual Corrective Action Reports**

# List of Figures and Maps

**Volume I**

**Appendix B—Figures** **Page**

1. Location of the F-Area HWMF at the Savannah River Site ..... B-3
2. Location of the Groundwater Monitoring Wells at the F-Area HWMF ..... B-4
3. Location of Aquifer Zone $IIB_2$ (Water Table) Monitoring Wells at the F-Area HWMF ..... B-5
4. Location of Aquifer Zone $IIB_1$ (Barnwell/McBean) Monitoring Wells at the F-Area HWMF ..... B-6
5. Location of Aquifer Unit IIA (Congaree) Monitoring Wells at the F-Area HWMF ..... B-7

**Volume II**

**Appendix H—Maps** **Page**

1. Cadmium Concentrations in Aquifer Zone $IIB_2$ (Water Table) at the General Separations Area, Second Quarter 1998 ..... H-3
2. Cadmium Concentrations in Aquifer Zone $IIB_1$ (Barnwell/McBean) at the General Separations Area, Second Quarter 1998 ..... H-3
3. Cadmium Concentrations in Aquifer Unit IIA (Congaree) at the General Separations Area, Second Quarter 1998 ..... H-3
4. Gross Alpha Activities in Aquifer Zone $IIB_2$ (Water Table) at the General Separations Area, Second Quarter 1998 ..... H-4
5. Gross Alpha Activities in Aquifer Zone $IIB_1$ (Barnwell/McBean) at the General Separations Area, Second Quarter 1998 ..... H-4
6. Gross Alpha Activities in Aquifer Unit IIA (Congaree) at the General Separations Area, Second Quarter 1998 ..... H-4
7. Iodine-129 Activities in Aquifer Zone $IIB_2$ (Water Table) at the General Separations Area, First Quarter 1998 ..... H-5
8. Iodine-129 Activities in Aquifer Zone $IIB_1$ (Barnwell/McBean) at the General Separations Area, First Quarter 1998 ..... H-5
9. Iodine-129 Activities in Aquifer Unit IIA (Congaree) at the General Separations Area, First Quarter 1998 ..... H-5
10. Lead Concentrations in Aquifer Zone $IIB_2$ (Water Table) at the General Separations Area, Second Quarter 1998 ..... H-6
11. Lead Concentrations in Aquifer Zone $IIB_1$ (Barnwell/McBean) at the General Separations Area, Second Quarter 1998 ..... H-6
12. Lead Concentrations in Aquifer Unit IIA (Congaree) at the General Separations Area, Second Quarter 1998 ..... H-6
13. Mercury Concentrations in Aquifer Zone $IIB_2$ (Water Table) at the General Separations Area, Second Quarter 1998 ..... H-7
14. Mercury Concentrations in Aquifer Zone $IIB_1$ (Barnwell/McBean) at the General Separations Area, Second Quarter 1998 ..... H-7

15. Mercury Concentrations in Aquifer Unit IIA (Congaree) at the General Separations Area, Second Quarter 1998 ..... H-7

16. Nitrate Concentrations in Aquifer Zone $IIB_2$ (Water Table) at the General Separations Area, Second Quarter 1998 ..... H-8

17. Nitrate Concentrations in Aquifer Zone $IIB_1$ (Barnwell/McBean) at the General Separations Area, Second Quarter 1998 ..... H-8

18. Nitrate Concentrations in Aquifer Unit IIA (Congaree) at the General Separations Area, Second Quarter 1998 ..... H-8

19. Nonvolatile Beta Activities in Aquifer Zone $IIB_2$ (Water Table) at the General Separations Area, Second Quarter 1998 ..... H-9

20. Nonvolatile Beta Activities in Aquifer Zone $IIB_1$ (Barnwell/McBean) at the General Separations Area, Second Quarter 1998 ..... H-9

21. Nonvolatile Beta Activities in Aquifer Unit IIA (Congaree) at the General Separations Area, Second Quarter 1998 ..... H-9

22. Strontium-90 Activities in Aquifer Zone $IIB_2$ (Water Table) at the General Separations Area, First Quarter 1998 ..... H-10

23. Strontium-90 Activities in Aquifer Zone $IIB_1$ (Barnwell/McBean) at the General Separations Area, First Quarter 1998 ..... H-10

24. Strontium-90 Activities in Aquifer Unit IIA (Congaree) at the General Separations Area, First Quarter 1998 ..... H-10

25. Technetium-99 Activities in Aquifer Zone $IIB_2$ (Water Table) at the General Separations Area, First Quarter 1998 ..... H-11

26. Technetium-99 Activities in Aquifer Zone $IIB_1$ (Barnwell/McBean) at the General Separations Area, First Quarter 1998 ..... H-11

27. Technetium-99 Activities in Aquifer Unit IIA (Congaree) at the General Separations Area, First Quarter 1998 ..... H-11

28. Tritium Activities in Aquifer Zone $IIB_2$ (Water Table) at the General Separations Area, Second Quarter 1998 ..... H-12

29. Tritium Activities in Aquifer Zone $IIB_1$ (Barnwell/McBean) at the General Separations Area, Second Quarter 1998 ..... H-12

30. Tritium Activities in Aquifer Unit IIA (Congaree) at the General Separations Area, Second Quarter 1998 ..... H-12

31. Uranium-233/234 Activities in Aquifer Zone $IIB_2$ (Water Table) at the General Separations Area, First Quarter 1998 ..... H-13

32. Uranium-233/234 Activities in Aquifer Zone $IIB_1$ (Barnwell/McBean) at the General Separations Area, First Quarter 1998 ..... H-13

33. Uranium-233/234 Activities in Aquifer Unit IIA (Congaree) at the General Separations Area, First Quarter 1998 ..... H-13

34. Uranium-238 Activities in Aquifer Zone $IIB_2$ (Water Table) at the General Separations Area, First Quarter 1998 ..... H-14

35. Uranium-238 Activities in Aquifer Zone $IIB_1$ (Barnwell/McBean) at the General Separations Area, First Quarter 1998 ..... H-14

36. Uranium-238 Activities in Aquifer Unit IIA (Congaree) at the General Separations Area, First Quarter 1998 ..... H-14

37. Potentiometric Surface Map of Aquifer Zone $IIB_2$ (Water Table) at the General Separations Area, First Quarter 1998 ..... H-15

38. Potentiometric Surface Map of Aquifer Zone $IIB_2$ (Water Table) at the General Separations Area, Second Quarter 1998 ..... H-15

39. Potentiometric Surface Map of Aquifer Zone $IIB_1$ (Barnwell/McBean) at the General Separations Area, First Quarter 1998 ..... H-16

40. Potentiometric Surface Map of Aquifer Zone $IIB_1$ (Barnwell/McBean) at the General Separations Area, Second Quarter 1998 ..... H-16

41. Potentiometric Surface Map of Aquifer Unit IIA (Congaree) at the General Separations Area, First Quarter 1998 ..... H-17

42. Potentiometric Surface Map of Aquifer Unit IIA (Congaree) at the General Separations Area, Second Quarter 1998 ..... H-17

# List of Tables

**In-text** **Page**

1. Maximum Activities of Key Radionuclides ..... 2
2. Maximum Concentrations of Key Metals and Nitrates ..... 2
3. Variances in Well Sampling During First and Second Quarter 1998 ..... 4
4. Horizontal Groundwater Velocities in the Hydrostratigraphic Units beneath the F-Area HWMF ..... 7
5. Volume Pumped (in gal) During the First Half of 1998 ..... 8
6. Volume Injected (in gal) During the First Half of 1998 ..... 9
7. Rainfall (in.) during First and Second Quarter 1998 ..... 9
8. Operations Activities and Downtime during the First Half of 1998 ..... 10

**Appendix A** **Page**

A-1. Groundwater Protection Standard ..... A-3

**Appendix C** **Page**

C-1. Groundwater Monitoring Results for Individual Wells ..... C-6

**Appendix F** **Page**

F-1. Carbon-14 Results for Selected Wells ..... F-3

THIS PAGE LEFT BLANK INTENTIONALLY.

# Executive Summary

The F-Area Seepage Basins consisted of three hydraulically connected, excavated, and unlined basins with a total area of approximately 5.5 acres. During operation, the basins received wastewater from process evaporators used in the nuclear materials separation facilities and stormwater runoff from the tank farms. The dissolved constituents in the wastewater consisted primarily of nitrates, sodium, metals, and radionuclides. Operations at the basins resulted in the introduction of RCRA hazardous constituents and radionuclides into the groundwater in the immediate vicinity and downgradient of the basins. The basins were closed and capped and were certified closed on August 16, 1991, in accordance with the South Carolina Hazardous Waste Management Regulations (SCHWMR) R.61-79.264.94, Subpart G.

The groundwater in the uppermost aquifer beneath the F-Area Hazardous Waste Management Facility (HWMF), also known as the F-Area Seepage Basins, at the Savannah River Site (SRS) is monitored periodically for selected hazardous and radioactive constituents as required by Module III, Section C, of the 1995 RCRA Renewal Permit (South Carolina Hazardous and Mixed Waste Permit SC1-890-008-989), effective October 5, 1995 (hereinafter referred to as the RCRA permit).

Currently, the F-Area HWMF monitoring network consists of 86 wells of the FSB well series, 9 wells of the FSL series, and well HSB 85A, each of which is screened in one of the three hydrostratigraphic units that make up the uppermost aquifer beneath the F-Area HWMF (Figures 2-5, Appendix B). This report presents the results of the required groundwater monitoring program as identified in provision IIIC.H.11.b of the RCRA permit and Section C of the Underground Injection Control Permit Application (hereinafter referred to as the UIC application).

The following constituents exceeded the Groundwater Protection Standards (GWPS) during the first half of 1998 in samples from monitoring wells at the F-Area HWMF: bis(2-ethylhexyl) phthalate, cadmium, cobalt, gross alpha, lead, mercury, nickel, nitrate-nitrite as nitrogen, nonvolatile beta, phenols, radium-226, radium-228, tetrachloroethylene, thallium, total alpha emitters, total beta emitters, trichloroethylene, trichlorofluoromethane, tritium, and vanadium. Total radium (as the sum of radium-226 and radium-228) also exceeded its GWPS.

The following radionuclides exceeded the GWPS for either total alpha activity or total beta activity: americium-241, cesium-137, curium-243/244, iodine-129, strontium-90, technetium-99, uranium-233/234, uranium-235, and uranium-238.

The exceedences for vanadium, thallium, and bis(2-ethylhexyl) phthalate appear questionable and are being further investigated.

Tritium was the primary constituent detected above the GWPS; it exceeded the GWPS in 67 (70%) of the wells. Cobalt, gross alpha, nitrate-nitrite as nitrogen, nonvolatile beta, radium-228, strontium-90, and total beta each exceeded GWPS in 30 or more wells. Cobalt, lead, and cadmium were the metals that exceeded the GWPS in the largest number of wells during the first half of 1998.

Constituents exceeding the GWPS were found primarily in Aquifer Zone $IIB_2$ (Water Table) and Aquifer Zone $IIB_1$ (Barnwell/McBean). However, tritium exceeded the GWPS in 11 of the wells in Aquifer Unit IIA (Congaree).

Table 1 summarizes the maximum activities detected for key radionuclides in the F-Area groundwater during first and second quarter 1998, and Table 2 summarizes the maximum concentrations detected for key metals and nitrates in the F-Area groundwater during first and second quarter 1998.

*Table 1. Maximum Activities of Key Radionuclides*

| Radionuclide | Maximum Activity | Quarter | Well | Aquifer Unit | GWPS |
|---|---|---|---|---|---|
| Tritium | 1.3E+04 pCi/mL | Second | FSB 79 | Water Table | 20,000 pCi/L |
| Gross alpha | 1.6E+03 pCi/L | Second | FSB 79 | Water Table | 15 pCi/L |
| Nonvolatile beta | 2.4E+03 pCi/L | First | FSB 94C | Barnwell/McBean | 50 pCi/L |
| Strontium-90 | 9.02E+02 pCi/L | First | FSB 112C | Barnwell/McBean | 8 pCi/L |
| Uranium- 233/234 | 4.5E+02 pCi/L | First | FSB 119D | Water Table | Sum of alpha < 15 pCi/L |
| Uranium-235 | 3.5E+01 | First | FSB 79 | Water Table | Sum of alpha < 15 pCi/L |
| Uranium-238 | 8.8E+02 | First | FSB 78 | Water Table | Sum of alpha < 15 pCi/L |
| Technetium-99 | 1.3E+03 | First | FSL 5D | Water Table | Sum of beta < 50 pCi/L |
| Total radium | 7.4E+02 | First | FSB 112C | Barnwell/McBean | 5 pCi/L |
| Total (summed) alpha | 1.3E+03 | First | FSB 78 | Water Table | 15 pCi/L |
| Total (summed) beta | 1.3E+03 | First | FSL 5D | Water Table | 50 pCi/L |

*Table 2. Maximum Concentrations of Key Metals and Nitrates*

| Constituent | Maximum Concentration | Quarter | Well | Aquifer Unit | GWPS |
|---|---|---|---|---|---|
| Cadmium | 31 µg/L | First | FSB 94C | Barnwell/McBean | 5 µg/L (0.005 mg/L) |
| Lead | 170 µg/L | First | FSB 92D | Water Table | 15 µg/L (0.015 mg/L) |
| Nitrate/nitrite | 610,000 µg/L | Second | FSB 94C | Barnwell/McBean | 10,000 µg/L (10 mg/L) |

Groundwater flow in Aquifer Zone $IIB_2$ (Water Table) and Aquifer Zone $IIB_1$ (Barnwell/McBean) is generally south or southeast toward Fourmile Branch. Flow in Aquifer Unit IIA (Congaree) is generally northwest. Flow directions have remained relatively constant.

The estimated maximum groundwater flow rate in Aquifer Zone $IIB_2$ (Water Table) during first quarter 1998 ranged from approximately 270 to 280 ft/year and during second quarter 1998 from approximately 360 to 400 ft/year. The flow rate estimate in Aquifer Zone $IIB_1$ (Barnwell/McBean) ranged from approximately 91 to 180 ft/year during first quarter 1998 and from approximately 105 to 160 ft/year during second quarter 1998. The flow rate in Aquifer Unit IIA (Congaree) was estimated at 580 ft/year during first quarter 1998 and 680 ft/year during second quarter 1998.

The F-Area Groundwater Remediation WTU continued to operate in a shakedown mode during first and second quarter 1998.

# Semiannual Corrective Action Report

## Introduction

This report addresses groundwater quality and monitoring data during first and second quarter 1998 for the F-Area Hazardous Waste Management Facility (HWMF). The report fulfills the semiannual reporting requirements of Module III, Section D, of the 1995 Resource Conservation and Recovery Act (RCRA) Renewal Permit (South Carolina Hazardous and Mixed Waste Permit SC1-890-008-989), effective October 5, 1995 (hereafter referred to as the RCRA permit), and Section C of the Underground Injection Control Permit Application (hereafter referred to as the UIC permit). The HWMF is described in the introduction to Module III, Section C, of the RCRA permit.

Savannah River Site (SRS) monitors groundwater quality quarterly at the F-Area HWMF and provides results of this monitoring to the South Carolina Department of Health and Environmental Control (SCDHEC) semiannually. Groundwater quality is compared to the GWPS list found in the RCRA permit. SRS also performs monthly sampling of the treatment unit's effluent in accordance with the UIC permit.

The F-Area HWMF well network monitors three distinct hydrostratigraphic units in the uppermost aquifer beneath the facility. The hydrostratigraphy at the F-Area HWMF is described in permit section IIIC.H.2, and the groundwater monitoring system is described in IIIC.H.4 and Appendix IIIC-B. A detailed description of the uppermost aquifer is included in the RCRA Part B post-closure care permit renewal application for the F-Area HWMF submitted to SCDHEC in October 1995.

### *System Evaluation*

The F-Area WTU operated in a shakedown mode during first and second quarter 1998. Approximately 1.5 million gallons of water were treated and injected during this period. Due to the limited and intermittent operations thus far, no prolonged impact to groundwater from operation of the WTU could be established.

## Water Quality and Elevation Data Tables (IIIC.H.11.b.i)

Water quality, elevation data, and field parameters for all F-Area wells during the first and second quarter 1998 are presented in Table C-1 of Appendix C. Table C-1 also identifies modifiers that explain laboratory accuracy and precision. Definitions of the abbreviations and the modifiers used in Table C-1 as well as descriptions of holding times, data rounding, and data qualification practices are provided in Appendix C. Analytical results in Table C-1 are rounded to two significant digits. Constituents that exceeded either the GWPS or EPA-approved holding times are noted by symbols in columns headed ST and H, respectively.

Table 3 summarizes the wells that experienced sampling problems during first and second quarter 1998.

*Table 3. Variances in Well Sampling During First and Second Quarter 1998*

| Quarter | Well | Variance and Reason | Action |
|---|---|---|---|
| First | FSB 106D | Not sampled because well was dry. | Attempt sampling next quarter. |
| First | FSL 4D | Not sampled because well was dry. | Attempt sampling next quarter. |
| First | FSB 78A | Not sampled because pump was inoperable. | Fix pump. |
| First | FSB 77 | Volume purged was estimated due to flow meter problems. | Fix flow meter. |
| First | FSB 78 | Volume purged was estimated due to flow meter problems. | Fix flow meter. |
| First | FSB 116C | Volume purged was estimated due to flow meter problems. | Fix flow meter. |
| First | FSB 122D | Volume purged was estimated due to flow meter problems. | Fix flow meter. |
| First | FSB 87D | Well dry during collection of synchronous water levels. | Attempt sampling next quarter. |
| Second | FSB 106D | Metals were not analyzed due to high turbidity. | Correct procedures. |
| Second | FSB 77 | Volume purged was estimated due to flow meter problems. | Fix flow meter. |
| Second | FSB 78 | Volume purged was estimated due to flow meter problems. | Fix flow meter. |

Wells FSB 106D, FSB 78A, FSB 87D, and FSL 4D were successfully sampled during second and third quarter 1998. The metals variances occurred due to a procedure that requires the turbidity be less than 15 NTU to analyze for metals. The basis of this procedure was that high turbidity is associated with elevated metals results. The procedure is being revised to allow for the processing of metals analyses in such samples. Results will be reported along with the appropriate qualifiers in accordance with permit requirements. As soon as the problem was discovered, the analytical subcontractor was directed to use the excess water from the radiological aliquots (which are preserved in a manner similar to the metals) to obtain the metals analyses. This ensured that the metals analyses would not be missed in any additional wells while the procedure is being revised. In addition, a note will be added to future chains requiring the metals analyses be conducted regardless of turbidity. FSB 106D exhibited turbidity less than 15 NTU in third quarter. Therefore, no corrective action (variable speed pumps, etc.) have been taken on this well to date.

SRS invested significant time and effort during the summer of 1998 to identify and fix wells with problems. The maintenance tracking system has been significantly improved, and every attempt is being made to both fix problems identified by the samplers and resample the wells within the same quarter. Wells that are sampled late in the quarter are more difficult to revisit during the same quarter.

### *Analytical Results*

All data received from the contracted laboratories are validated and verified according to EPA guidelines.

Results for analytes that exceeded the GWPS (Appendix A) during first and second quarters 1998 in the F-Area HWMF wells are indicated in Table C-1 (Appendix C) by a black square in the column headed *ST*.

Out of the 48 constituents on the GWPS list, the following constituents exceeded the GWPS during the first half of 1998 in samples from monitoring wells at the F-Area HWMF:

| | | | |
|---|---|---|---|
| Americium-241 | Lead | Strontium-90 | Trichlorofluoromethane |
| Bis(2-ethylhexyl) phthalate | Mercury | Technetium-99 | Tritium |
| Cadmium | Nickel | Tetrachloroethylene | Uranium-233/234 |
| Cesium-137 | Nitrate-nitrite (as N) | Thallium | Uranium-235 |
| Cobalt | Nonvolatile beta | Sum of alpha | Uranium-238 |
| Curium-243/244 | Phenols | Sum of beta | Vanadium |
| Gross alpha | Radium-226 | Total radium | |
| Iodine-129 | Radium-228 | Trichloroethylene | |

The reported results for thallium, vanadium, and the common laboratory contaminant bis(2-ethylhexyl) phthalate appear questionable based on historical monitoring. SRS is currently investigating these results for potential interferences or other laboratory problems. One result each for antimony and dichloromethane (another common laboratory contaminant) that were reported as above GWPS were qualified by the laboratories as estimated, either because they were near quantitation limit or because of contamination in an associated blank. These results are not considered to be representative of actual groundwater conditions.

The following radionuclides individually exceeded the standard for either sum of alpha or sum of beta:

| | | |
|---|---|---|
| Americium-241 | Iodine-129 | Uranium-233/234 |
| Cesium-137 | Strontium-90 | Uranium-235 |
| Curium-243/244 | Technetium-99 | Uranium-238 |

Total radium, radium-226, and radium-228 each exceeded the standard for total radium (5 pCi/L).

Tritium is the most widespread contaminant and exceeds the GWPS in all three aquifers (maps 28–30). The highest activities are downgradient of the seepage basins in the Water Table and the Barnwell/McBean aquifer zones. Tritium is also present in the Water Table aquifer zone along the Area Inactive Process Sewer Line to the basins. Tritium exceeds GWPS in the Congaree aquifer unit beneath areas with the highest concentrations in the Barnwell/McBean aquifer zone. This is seen in the area between the basins and Fourmile Branch.

The extent of the nitrate plume, maps 16–18, is very similar to the extent of the tritium plume in the Water Table and Barnwell/McBean aquifers. The cadmium, gross alpha, and nonvolatile beta plumes (maps 1–F6 and 19–F21) in the Water Table and Barnwell/McBean are also similar in shape but are less extensive than the tritium plume.

Individual radionuclide plume maps for the Water Table and Barnwell/McBean aquifer zones between the basins and Fourmile Branch are provided in maps 7–9, 22–24, and 31–36. These include technetium-99, strontium-90, uranium-234, and uranium-238.

Lead is elevated in several Water Table and Barnwell/McBean wells (maps 10–12) near the basins. There is no clear pattern to the distribution of elevated lead.

*Background Results*

Wells FSB 76C and 108D and well HSB 85A are the background wells for the F-Area HWMF. These wells are screened in the Barnwell/McBean, Water Table, and Upper Congaree, respectively. No analyses from the background wells were found to exceed their GWPS during first and second quarter 1998.

*Appendix IX Analyses (Third Quarter 1997)*

With the exception of constituents that were already present on the GWPS list provided in the RCRA permit, no constituents were detected above detection limit in F-Area during the third quarter 1997 sampling event.

During first and second quarter 1998, the F-Area WTU UIC compliance samples began to indicate a problem with carbon-14. While trying to establish the source of elevated carbon-14 in the UIC samples, SRS realized that the carbon-14 analyses had been inadvertently excluded from the Appendix IX wells during third quarter 1997. Carbon-14 samples were immediately (April 1998) collected in the wells that had been designated for Appendix IX sampling during third quarter 1997 (FSB 97A, 95CR, 97C, 94DR, 95DR, and 97D). Selected wells (FSB 79, 110D, 104D, 112D, 78C, and 94C) in the vicinity of the F-Area extraction wells were also sampled to determine if there was a specific source of elevated carbon-14. The analytical results (Appendix F) indicated that carbon-14 was present in the F-Area groundwater. Consequently, carbon-14 has been added to the RCRA permit GWPS list.

*Water Elevations*

Synchronous water-level elevations were measured on March 18 through 24 during first quarter 1998 and on June 29 through 30 during second quarter 1998 in compliance with permit condition IIIC.H.7. Synchronous water levels were not measured at dry well FSB 87D during first quarter 1998.

## Hydrographs (IIIC.H.11.b.ii)

Hydrographs showing the water elevations for the F-Area HWMF wells are provided in Appendix E . Hydrograph data include synchronous measurements and measurements taken during sampling. Clustered wells are shown on a single graph.

## Time vs. Concentration Plots (IIIC.H.11.b.iii)

Appendix D contains time series plots for cadmium, lead, nitrate (or nitrate/nitrite), gross alpha, nonvolatile beta, strontium-90, technetium-99, tritium, uranium-233/234, and uranium-238 for selected wells. These wells were selected to delineate the extent of the constituent distribution, to monitor the migration of the constituents, and to follow trends of constituents present at high levels. Results reported as below detection are not plotted.

## Isoconcentration Maps (IIIC.H.11.b.iv)

Isoconcentration maps for strontium-90, technetium-99, uranium-233/234, and uranium-238 in the three hydrostratigraphic units during first quarter 1998 and for cadmium, lead, nitrate (or nitrate-nitrite), gross alpha, nonvolatile beta, and tritium during second quarter 1998 are presented in Appendix H.

## Potentiometric Maps (IIIC.H.11.b.v)

Piezometric and potentiometric surface maps for the monitored water-bearing units during first and second quarter 1998 are located in Appendix H. Synchronous water elevations measured within a two-week time span were used to construct the piezometric and potentiometric maps. The maps illustrate groundwater flow patterns beneath the F-Area HWMF for first and second quarter 1998.

Horizontal groundwater velocity calculations provide a basis for estimates of the transport rate for constituents originating from the F-Area HWMF. Velocities in Aquifer Zone $IIB_2$ (Water Table) and Aquifer Zone $IIB_1$ (Barnwell/McBean) are calculated along two flow paths (designated flow paths A and B) to characterize the approximate maximum and minimum groundwatervelocities within these units in areas downgradient from the basins. The velocity in Aquifer Unit IIA (Congaree) is calculated along a single flow path because the velocity within this unit is generally more uniform than in the overlying units.

Ground water linear velocities are estimated using the following equation:

$$\text{Flow (ft / day)} = \frac{\text{Hydraulic Conductivity (ft / day)}}{\text{Porosity (unitless)}} \times \frac{dh(\text{ft})}{dl(\text{ft})}$$

The value *dh* is the difference in head, and *dl* is the length of the flow path. Flow path length is calculated to the nearest 50 ft. Maximum velocity (flow in feet per day in the equation above) is calculated to two significant digits, then multiplied by 365 and rounded to two significant digits for the velocity in feet per year. Velocity estimates vary depending on the vertical gradient between wells, the size of the area under consideration, the number of data points, and the length and location of the flow path. Because these calculations are based on inferred or estimated parameters, velocity estimates are accurate to an order of magnitude only.

Maximum horizontal flow rate estimates for the hydrostratigraphic units during first and second quarters are provided in Table 4.

***Table 4. Horizontal Groundwater Velocities in the Hydrostratigraphic Units beneath the F-Area HWMF***

| | **Aquifer Zone $IIB_2$ (Water Table)** | **Aquifer Zone $IIB_1$ (Barnwell/McBean)** | **Aquifer Unit IIA (Congaree)** |
|---|---|---|---|
| $K_h$ (ft/day) | 40 | 1.5-10 | 65 |
| Effective porosity | 20% | 20% | 20% |
| $dh/dl$ | Varies | Varies | varies |
| Groundwater velocity (ft/yr) (1Q98) | 270–280 | 91–180 | 580 |
| Groundwater velocity (ft/yr) (2Q98) | 360–400 | 105–160 | 680 |

Flow in Aquifer Zone $IIB_2$ (Water Table) was south or southeast along both paths during first and second quarters 1998. Flow in Aquifer Zone $IIB_1$ (Barnwell/McBean) was southeast during both quarters. Flow in Aquifer Unit IIA (Congaree) was northwest.

## Volume and Rates of Groundwater Pumped (IIIC.H.11.b.vi)

Table 5 summarizes the pump rates, monthly volumes, and total volumes pumped from each extraction well during first and second quarter 1998. The pump rates represent the average pump rate for each well. The volumes are estimated due to instrument errors. SRS is implementing corrective measures to solve the instrumentation problems during the current WTU modification period. Corrective measures have included the installation of lightning protection and the revision of calibration procedures during third quarter 1998. The well totals are based on recorded well performance and extraction totals.

***Table 5. Volume Pumped (in gal) During the First Half of 1998***

| Well | Pump Rate* (gpm) | January 1998 | February 1998 | March 1998 | April 1998 | May 1998 | June 1998 | Cum. Total |
|---|---|---|---|---|---|---|---|---|
| FEX-1 | 12 | 67 | 19,796 | 33,202 | 0 | 0 | 0 | 53,065 |
| FEX-2 | 20 | 29,536 | 80,960 | 39,991 | 0 | 0 | 0 | 150,487 |
| FEX-3 | 20 | 0 | 0 | 41,509 | 0 | 0 | 0 | 41,509 |
| FEX-4 | 20 | 159,180 | 82,151 | 38,912 | 0 | 0 | 0 | 280,243 |
| FEX-5 | 4 | 41,987 | 200 | 28,780 | 0 | 0 | 0 | 70,967 |
| FEX-6 | 16 | 128,215 | 88,074 | 37,990 | 0 | 0 | 0 | 254,279 |
| FEX-7 | 12 | 116,861 | 86,926 | 35,034 | 0 | 0 | 0 | 238,821 |
| FEX-8 | 9 | 25,109 | 54,613 | 29,367 | 0 | 0 | 0 | 109,089 |
| FEX-9 | 8 | 2,169 | 39,216 | 30,697 | 0 | 0 | 0 | 72,082 |
| FEX-10 | 18 | 0 | 94,921 | 41,714 | 0 | 0 | 0 | 136,635 |
| FEX-11 | 20 | 67,063 | 0 | 42,299 | 0 | 0 | 0 | 109,362 |
| Total | 159 | 570,187 | 546,857 | 399,495 | 0 | 0 | 0 | 1,516,539 |

*Average flow rates estimated due to instrument flow errors

## Volume and Rates of Groundwater Injected (IIIC.H.11.b.vii)

Table 6 summarizes the pump rates, monthly volumes, and total volumes pumped from each injection well during first and second quarter 1998. The pump rates represent the average pump rate for each well. The volumes are estimated due to instrument errors. SRS is implementing corrective measures to solve the instrument problems during the current WTU modification period. Corrective measures have included the installation of lightning protection and the revision of calibration procedures during third quarter 1998. The well totals are based on recorded performance and injection totals. The difference in total volume extracted (Table 5) and total volume injected (Table 6) is due to water retained in the WTU system.

*Table 6. Volume Injected (in gal) During the First Half of 1998*

| Well | Pump Rate* (gpm) | January 1998 | February 1998 | March 1998 | April 1998 | May 1998 | June 1998 | Cum. Total |
|---|---|---|---|---|---|---|---|---|
| FIN-1 | 24 | 77,713 | 66,349 | 44,200 | 0 | 0 | 0 | 188,262 |
| FIN-2 | 16 | 55,760 | 49,658 | 40,571 | 0 | 0 | 0 | 145,989 |
| FIN-3 | 16 | 73,052 | 70,111 | 50,092 | 0 | 0 | 0 | 193,255 |
| FIN-4 | 24 | 65,202 | 63,497 | 43,574 | 0 | 0 | 0 | 172,273 |
| FIN-5 | 16 | 38,310 | 43,685 | 29,890 | 0 | 0 | 0 | 111,885 |
| FIN-6 | 24 | 52,146 | 47,825 | 45,787 | 0 | 0 | 0 | 145,758 |
| FIN-7 | 16 | 26,133 | 29,728 | 21,760 | 0 | 0 | 0 | 77,621 |
| FIN-8 | 10 | 68,376 | 58,360 | 44,554 | 0 | 0 | 0 | 171,290 |
| FIN-9 | 10 | 29,378 | 45,949 | 21,787 | 0 | 0 | 0 | 97,114 |
| FIN-10 | 10 | 59,630 | 59,738 | 37,255 | 0 | 0 | 0 | 156,623 |
| **Total** | 166 | 545,700 | 534,900 | 379,470 | 0 | 0 | 0 | 1,460,070 |

*Average flow rates estimated due to instrument flow errors

## Rainfall and Recharge (IIIC.H.11.b.viii)

Table 7 summarizes the rainfall data for F-Area during first and second quarter 1998. Recharge to groundwater is estimated to be 30% of rainfall in the General Separations Area.

*Table 7. Rainfall (in.) during First and Second Quarter 1998*

| January | February | March | April | May | June | Total |
|---|---|---|---|---|---|---|
| 8.43 | 6.58 | 6.47 | 5.97 | 3.63 | 3.73 | 34.81 |

## Summary of System Downtime (IIIC.H.11.b.ix)

The F-Area WTU operated in a shakedown mode during first and second quarter 1998. The WTU has encountered several problems preventing full-scale operation. These problems have included water quality problems, excessive sludge retention in the clarifier, uncertainties in the life of the ion exchange column charge, capacity problems with the sludge handling system, and excessive secondary waste generation.

SRS has initiated significant efforts to correct the clarifier carryover, sludge handling, and water-quality problems. These included construction of a polymer chemical addition skid, additional ion exchange column prefilters, a filter press filtrate return tank, a sludge tank, an additional filter press and dryer, a Polyblend system, duplex strainers, and an activated carbon bed. Improvements were also made for lightning protection. These actions resulted in the WTU being down throughout the months of April, May, and June. The F-Area WTU is still experiencing

problems, and additional process improvements are anticipated prior to commencing full-scale operations.

Table 8 summarizes the operating activities and downtime for first and second quarter 1998. For the purpose of this table, SRS considered the system operational if water was being pumped to the injection wells. Therefore, the hours of operation do not always coincide with the hours of operation for the WTU.

***Table 8. Operations Activities and Downtime during the First Half of 1998***

| Month | Dates | Hours Up | Hours Down | Run Percent | Explanation |
|---|---|---|---|---|---|
| January | 1-7 | 0 | 168 | 0 | 24-hour operations were on hold pending corrective action plan development and approval by SCDHEC due to exceeding UIC permit limits (e.g., high beta). |
| | 8-9 | 0 | 48 | 0 | SCDHEC approved action start-up plan. Developed 24-hour well operation plan. |
| | 10-11 | 0 | 48 | 0 | Down for the weekend.* |
| | 12 | 10 | 14 | 42 | Started WTU operations at 1630; shut down at 0235 due to caustic pump overload. |
| | 13 | 7 | 17 | 29 | WTU restarted at 2135 after caustic pump was finished out. Started injection at 2236. |
| | 14 | 22 | 2 | 92 | Shutdown at 0300 due to Split 430 pump failure. |
| | 15 | 12 | 12 | 50 | WTU restarted at 0958; shut down at 2130 to start cleaning filter process. |
| | 16-18 | 0 | 72 | 0 | Down for the weekend.* |
| | 19 | 18 | 6 | 75 | WTU restarted at 0830. |
| | 20 | 15 | 9 | 63 | Shutdown at 1130 for computer repair and restarted at 1540; shutdown at 1650 for Split 430 pump repair and restarted at 2055. |
| | 21 | 21 | 3 | 88 | Shut down at shift turnover due to blown fuse in panel 100 (chemical feed pumps); restarted at 0845. |
| | 22 | 11 | 13 | 46 | Placed in standby mode for normal weekend shutdown and began filter press cleanout at 0845. |
| | 23-25 | 0 | 72 | 0 | Down for the weekend.* |
| | 26 | 3 | 21 | 13 | WTU restarted at 1650 and shut down at 2120 due to Split 430 pump failure. |

| Month | Dates | Hours Up | Hours Down | Run Percent | Explanation |
|---|---|---|---|---|---|
| | 27 | 1 | 23 | 4 | Down due to high conductivity reading from RO permeate. |
| | 28 | 0 | 24 | 0 | Down due to high conductivity reading from RO permeate. UIC sample collected. |
| | 29 | 8 | 16 | 33 | WTU restarted at 1425. |
| | 30 | 0 | 24 | 0 | Down due to Split 430 pluggage. |
| | 31 | 0 | 24 | 0 | Down for the weekend.* |
| February | 1 | 0 | 24 | 0 | Down for the weekend.* |
| | 2 | 0 | 24 | 0 | Startup delayed due to late approval of RWP and procedural change for Radcon scaler. |
| | 3-5 | 72 | 0 | 100 | Continuous run. |
| | 6 | 2 | 22 | 8 | WTU down for normal weekend shutdown.* |
| | 7-8 | 0 | 48 | 0 | Down for the weekend.* |
| | 9 | 10 | 14 | 42 | WTU startup at 1025; shutdown at 2040 due to Split 430 pump failure. |
| | 10 | 18 | 6 | 75 | WTU startup at 0935; having problems with pH meter reading on injection tank. |
| | 11 | 0 | 24 | 0 | WTU down due to Split 430 pump failure. |
| | 12 | 5 | 19 | 21 | Shutdown for the weekend at 0100. UIC sample collected. |
| | 13-15 | 0 | 72 | 0 | Down for the weekend.* |
| | 16 | 0 | 24 | 0 | WTU down due to RO cleaning and carryover in clarifier. |
| | 17 | 18 | 6 | 75 | WTU started at 1025, shut down at 2040 due to Split 430 pump failure. |
| | 18 | 3 | 21 | 13 | WTU started at 0825. Shutdown at 0930 due to sludge carryover in the clarifier. Filterpress conveyor thermocouple burned out. |
| | 19 | 0 | 24 | 0 | Down because filter press conveyor thermocouple burned out. |
| | 20-21 | 0 | 48 | 0 | Down for the weekend* |
| | 22-26 | 0 | 120 | 0 | Down because filter press conveyor thermocouple burned out. |
| | 27-28 | 0 | 48 | 0 | Down for the weekend.* |

| Month | Dates | Hours Up | Hours Down | Run Percent | Explanation |
|---|---|---|---|---|---|
| March | 1–8 | 0 | 192 | 0 | System was down to clean RO and modify the RO flow valve. |
| | 9-12 | 0 | 96 | 0 | System was down due to efforts to install modifications to zeolite and Dowex column prefilters and completing change-out of zeolite and Dowex resin.<br>On March 11, SCDHEC-UIC was notified that the October UIC compliance sample results had been received and that the sample results indicated elevated levels of some constituents. Based on changes to the process to address the constituents of concern, approval was given to restart the system. |
| | 13-16 | 0 | 96 | 0 | System was down due to efforts to install modifications to zeolite and Dowex column filters and repairs to the WTU airline.<br>On March 16, SCDHEC-UIC was notified that the November and December UIC compliance sample results had been received and that the sample results indicated elevated levels of some constituents. Based on changes to the process to address the constituents of concern, approval was given to restart the system. |
| | 17-18 | 0 | 24 | 0 | Concentration of efforts to restart H-Area caused a delay in planned activities required to start F-Area WTU. |
| | 19 | 0 | 24 | 0 | WTU recirculating old water and system start-up preparations. |
| | 20 | 2 | 22 | 8 | Shutdown due to DP across zeolite and Dowex prefilters. |
| | 21 | 16.75 | 7.25 | 70 | Shut down due to high pressure readings at zeolite and Dowex columns. |
| | 22 | 12 | 12 | 50 | Shutdown due to clarifier carryover and zeolite column pluggage. |
| | 23 | 15.5 | 8.5 | 65 | Down due to zeolite column pluggage and high level in sludge tank. UIC sample collected. |
| | 24 | 17.5 | 6.5 | 73 | Down due to low pH in clarifier and high level in RO concentrate tank. |

| Month | Dates | Hours Up | Hours Down | Run Percent | Explanation |
|---|---|---|---|---|---|
| | 25 | 16 | 8 | 67 | Down due to high DP in ion exchangers and high level in ROC tank. |
| | 26 | 6 | 18 | 25 | Down due to high DP in ion exchangers. |
| | 27-31 | 0 | 120 | 0 | Down due to installation of high-pressure piping in the RO system. |
| April | 1-30 | 0 | 720 | 0 | Down to install planned process modifications including high-pressure piping in the RO system.<br>On April 30, SCDHEC-UIC was notified that the January and February UIC compliance sample results had been received and that the sample results indicated elevated levels of some constituents. Based on changes to the process to address the constituents of concern, approval was given to restart the system. |
| May | 1-31 | 0 | 744 | 0 | Down to install planned process modifications.<br>On May 27, SCDHEC-UIC was notified that the March UIC compliance sample results had been received and that the sample results indicated elevated levels of some constituents. Based on changes to the process to address the constituents of concern, approval was given to restart the system. |
| June | 1-21 | 0 | 504 | 0 | Down to install planned process modifications.<br>On June 18, a walk-down inspection was conducted by SCDHEC-Aiken. |
| | 22-24 | 0 | 72 | 0 | Down to complete construction loop checks. |
| | 25-26 | 0 | 48 | 0 | Down to perform clean-water runs through the filter press and sludge tanks. |
| | 27-28 | 0 | 48 | 0 | Down to prepare for the 100-hour test at H-Area. |
| | 29-30 | 0 | 48 | 0 | Down to perform minor modifications on top of the sludge tank to improve visual operations of the flocculation unit during operations. |

* During March, staffing was increased to permit 24-hour, 7-days a week operation of the units

## Minor Modifications to the System (IIIC.H.11.b.x)

During the first and second quarters of 1998, the F-Area WTU experienced problems with water quality and sludge carryover into the polishing system. Carryover from the clarifier reached the ion exchangers, which reduced the effectiveness of their operation and is the suspected cause for water quality problems for certain constituents. Subsequently, most of the process modifications made to the system during first and second quarter 1998 were designed to improve the operation of the clarifier.

A wastewater treatment system construction permit was issued on April 7, 1998, for the construction of a filtrate return tank, a sludge tank, one additional ion exchange column, a pre-filter unit, a polymer addition system, and an additional sludge filter press and dryer. A permit to operate the modified unit was issued on June 24, 1998. Other changes were approved on a case by case basis.

A strainer was added before the RO feed pumps in an attempt to protect the pumps from damage. Additional temporary piping was installed to recycle concentrate water in system for additional treatment in an attempt to improve effluent water quality. Flow control valves were also installed to improve treatment by the reverse osmosis portion of the system.

Several chemical and physical process modifications were made to the clarifier to increase effectiveness and reduce sludge carryover. New process chemicals, including ferric chloride and polymer, were selected for use in the wastewater clarifier, and previously used chemicals (Split 430 and TMT) are no longer being used in the system. Numerous equipment modifications and additions were also made. Clarification system components were re-aligned to improve flocculation and increase the effectiveness of the clarifier. The RO permeate piping and flow control system were modified to provide a high-pressure system with complete code compliance. The former sludge tank has been converted to a temporary flocculation tank, and flocculation tank water now flows to the clarifier to improve the water quality achieved during clarification. A strainer was added after the clarifier in an attempt to prevent solids from flowing into the polymer mixing chamber. Temporary roughing filters after the clarifier and pre-filters before the ion exchangers were installed, both in an attempt to reduce solids being sent to the ion exchangers and thereby decrease concentrations of certain radionuclides in the treated wastewater. An activated carbon ion exchanger was also added to reduce concentrations of certain radionuclides.

Modifications were also made to the filter press to increase capacity and improve its operating efficiency. A new, 50 cubic-foot filter press was added to allow additional sludge processing capacity. A new, 6,000-gallon filtrate tank was also installed to return liquids recycled from the filter press operation back into the system more efficiently and thereby prevent hydraulic upset.

## Underground Injection Control (UIC) Sampling Results

SRS has collected samples to determine compliance with UIC standards as specified in the operating permit issued April 17, 1997. The results of these samples are presented in Appendix G. Samples for the F-Area WTU were collected during January, February, and March of 1998. Samples were not collected during April, May, and June while the unit was undergoing modifications.

None of the non-radionuclide constituents exceeded the UIC Permit limits during first and second quarter 1998. The detection limits for antimony, thallium, and nickel-63 were above the respective permit limits during January, February, and March. This laboratory problem has been recently resolved by SRS. Gross alpha exceeded the permit limit during January and February, but was well below the 15 pCi/L limit during March. Gross (nonvolatile) beta also exceeded the permit limit of 50 pCi/L during January and February, but was below the limit during March. Total radium was below the permit limit of 5 pCi/L for all three months.

Individual beta-emitting radionuclides that exceeded the sum of the betas activity limit of 50 pCi/L in January included strontium-90 and technetium-99. In February, carbon-14, idodine-129, and strontium-90 all individually exceeded the sum of the betas activity limit. In March, strontium-90 exceeded its permit limit of 8 pCi/L, but no beta emitter exceeded the sum of betas standard. The sum of the detectable betas was above the permit limit of 50 pCi/L for January, February, and March, but the unit showed significant improvement in the March sample.

Individual alpha-emitting radionuclides that exceeded the sum of the alphas activity limit of 15 pCi/L in January included uranium-233/234 and uranium-238. In February, uranium-238 individually exceeded the sum of the alphas activity limit. In both January and February, the sum of the alpha contributors was above the permit limit of 15 pCi/L. In March, no alpha-emitting radionuclide exceeded the permit limit, and the sum of all detectable alpha contributors was well below the permit standard.

During first and second quarter 1998, SRS remained in compliance with the UIC Permit for F-Area. When SRS received final validated results or permit exceedences for six sampling events, the WTU was shut down, and SCDHEC staff was notified of both the exceedences and the shutdown as identified in Table 8. Corrective actions were proposed, and permission was received to restart the unit following the completion of the corrective action. Additional information regarding injection can be found in Table 6 and Appendix G of this report.

THIS PAGE LEFT BLANK INTENTIONALLY.

# Appendix A

## Groundwater Protection Standard

THIS PAGE LEFT BLANK INTENTIONALLY.

## Table A-1. Groundwater Protection Standard

Established for the F-Area Hazardous Waste Management Facility by the 1995 RCRA Renewal Permit (SCDHEC, 1995).

| Analyte | Concentration/ Activity Limit | Unit |
|---|---|---|
| ***Inorganic Constituents*** | | |
| Antimony | 6 | µg/L |
| Arsenic | 50 | µg/L |
| Barium | 2,000 | µg/L |
| Cadmium | 5 | µg/L |
| Chromium | 100 | µg/L |
| Cobalt | 3[a] | µg/L |
| Copper | 1,300 | µg/L |
| Cyanide | 20[b] | µg/L |
| Lead | 15 | µg/L |
| Mercury | 2 | µg/L |
| Nickel | 100 | µg/L |
| Nitrate | 10,000 | µg/L |
| Selenium | 50 | µg/L |
| Silver | 50 | µg/L |
| Thallium | 2 | µg/L |
| Vanadium | 3.5[a] | µg/L |
| Zinc | 5,000 | µg/L |
| ***Organic Constituents*** | | |
| Benzene | 5 | µg/L |
| Bis(2-ethylhexyl) phthalate | 10[c] | µg/L |
| Dichloromethane (methylene chloride) | 5 | µg/L |
| Phenols | 2[d] | µg/L |
| Tetrachloroethylene | 5 | µg/L |
| Trichloroethylene | 5 | µg/L |
| Trichlorofluoromethane | 5[e] | µg/L |
| ***Radionuclide Constituents*** | | |
| Gross alpha | 15 | pCi/L |
| Nonvolatile beta | 50 | pCi/L |
| Tritium | 20,000 | pCi/L |
| Americium-241 | Sum of alphas <15 pCi/L | pCi/L |
| Cesium-137 | Sum of beta dose <4 mrem/yr and <50 pCi/L | pCi/L |
| Cobalt-60 | Sum of beta dose <4 mrem/yr and <50 pCi/L | pCi/L |
| Curium-242 | Sum of alphas <15 pCi/L | pCi/L |
| Curium-243/244 | Sum of alphas <15 pCi/L | pCi/L |
| Curium-245/246 | Sum of alphas <15 pCi/L | pCi/L |
| Iodine-129 | Sum of beta dose <4 mrem/yr and <50 pCi/L | pCi/L |

| Analyte | Concentration/ Activity Limit | Unit |
|---|---|---|
| Plutonium-238 | Sum of alphas <15 pCi/L | pCi/L |
| Plutonium-239/240 | Sum of alphas <15 pCi/L | pCi/L |
| Radium-226 | Total radium <5 pCi/L | pCi/L |
| Radium-228 | Sum of beta dose <4 mrem/yr and <50 pCi/L and total radium <5 pCi/L | pCi/L |
| Strontium-90 | Sum of beta dose <4 mrem/yr and <50 pCi/L and strontium-90 <8 pCi/L | pCi/L |
| Technetium-99 | Sum of beta dose <4 mrem/yr and <50 pCi/L | pCi/L |
| Thorium-228 | Sum of alphas <15 pCi/L | pCi/L |
| Thorium-230 | Sum of alphas <15 pCi/L | pCi/L |
| Thorium-232 | Sum of alphas <15 pCi/L | pCi/L |
| Total alpha-emitting radium[g] | 5 | pCi/L |
| Total radium (radium-226 plus radium-228) | 5 | pCi/L |
| Uranium-233/234 | Sum of alphas <15 pCi/L | pCi/L |
| Uranium-234 | Sum of alphas <15 pCi/L | pCi/L |
| Uranium-235 | Sum of alphas <15 pCi/L | pCi/L |
| Uranium-238 | Sum of alphas <15 pCi/L | pCi/L |

---

a Concentrations are observed background levels.
b Concentration is the practical quantitation limit (PQL) for EPA Method 335.2 (used by WA) and 335.3 (used by GE).
c Concentration is the Appendix IX PQL for EPA Method 8270.
d Concentration is the PQL for EPA Method 420.1 (used by GE) and 420.2 (used by WA).
e Concentration is the Appendix IX PQL for EPA Method 8240.
f This is the screening level above which providers of public drinking water should perform analyses for specific man-made radionuclides. The standard for the total dose equivalent from all such radionuclides is 4 mrem/yr.
g Results reported by this analysis, which does not distinguish among radium-223, radium-224, and radium-226, are assumed to be primarily radium-226 and are compared to the GWPs for total radium.

# Appendix B

## Figures

THIS PAGE LEFT BLANK INTENTIONALLY.

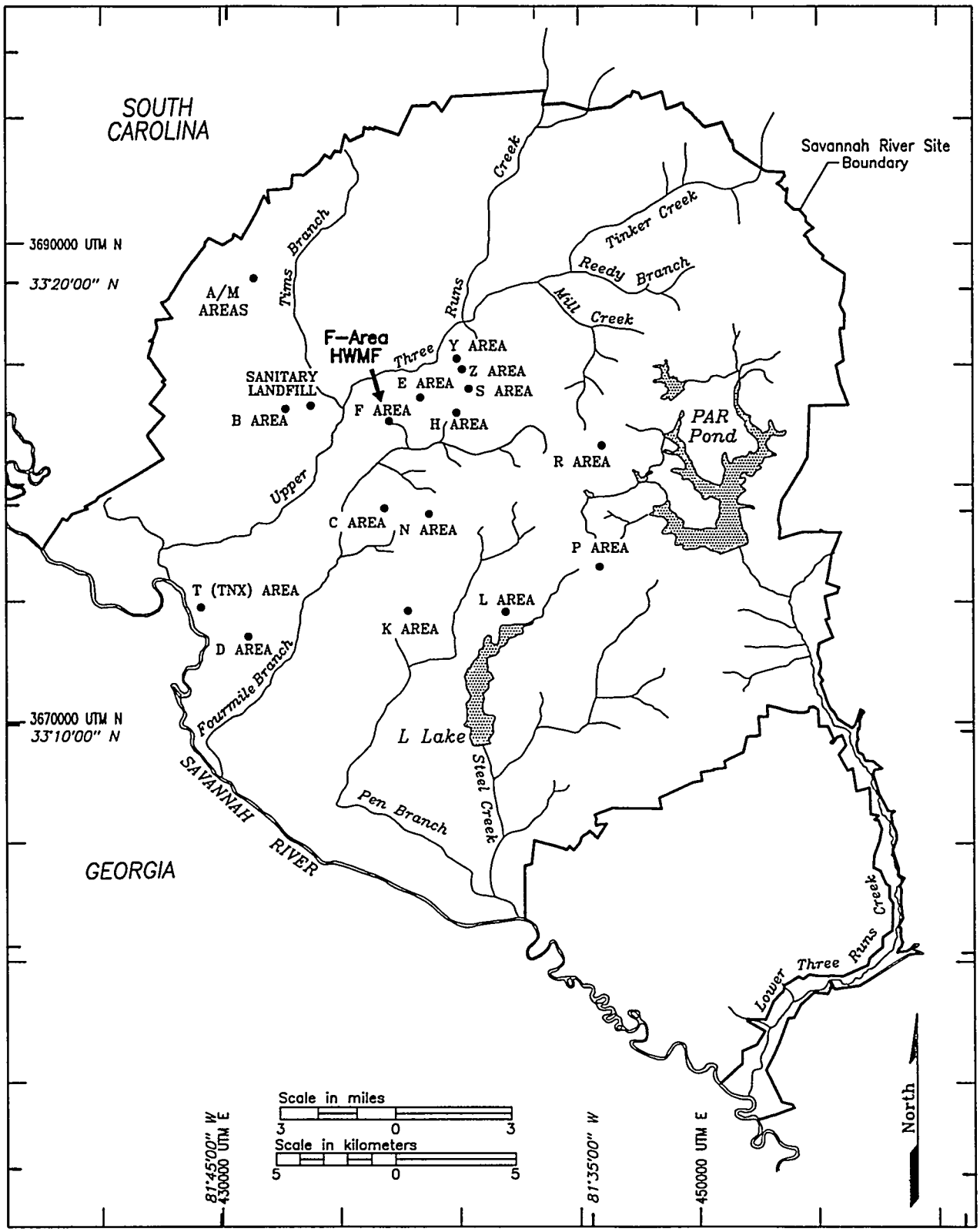


Figure 1. Location of the F-Area HWMF at the Savannah River Site

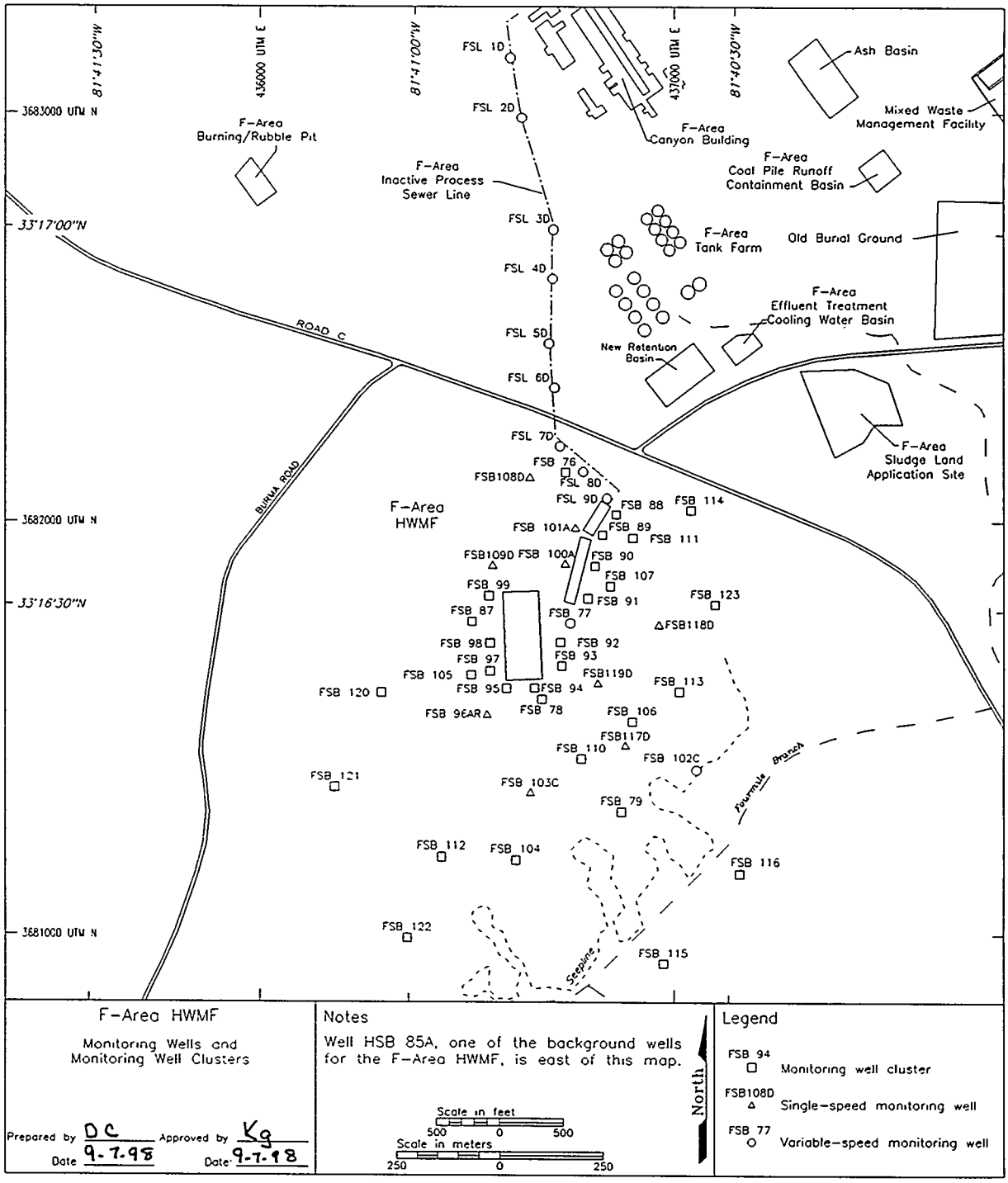


**Figure 2. Location of the Groundwater Monitoring Wells at the F-Area HWMF**

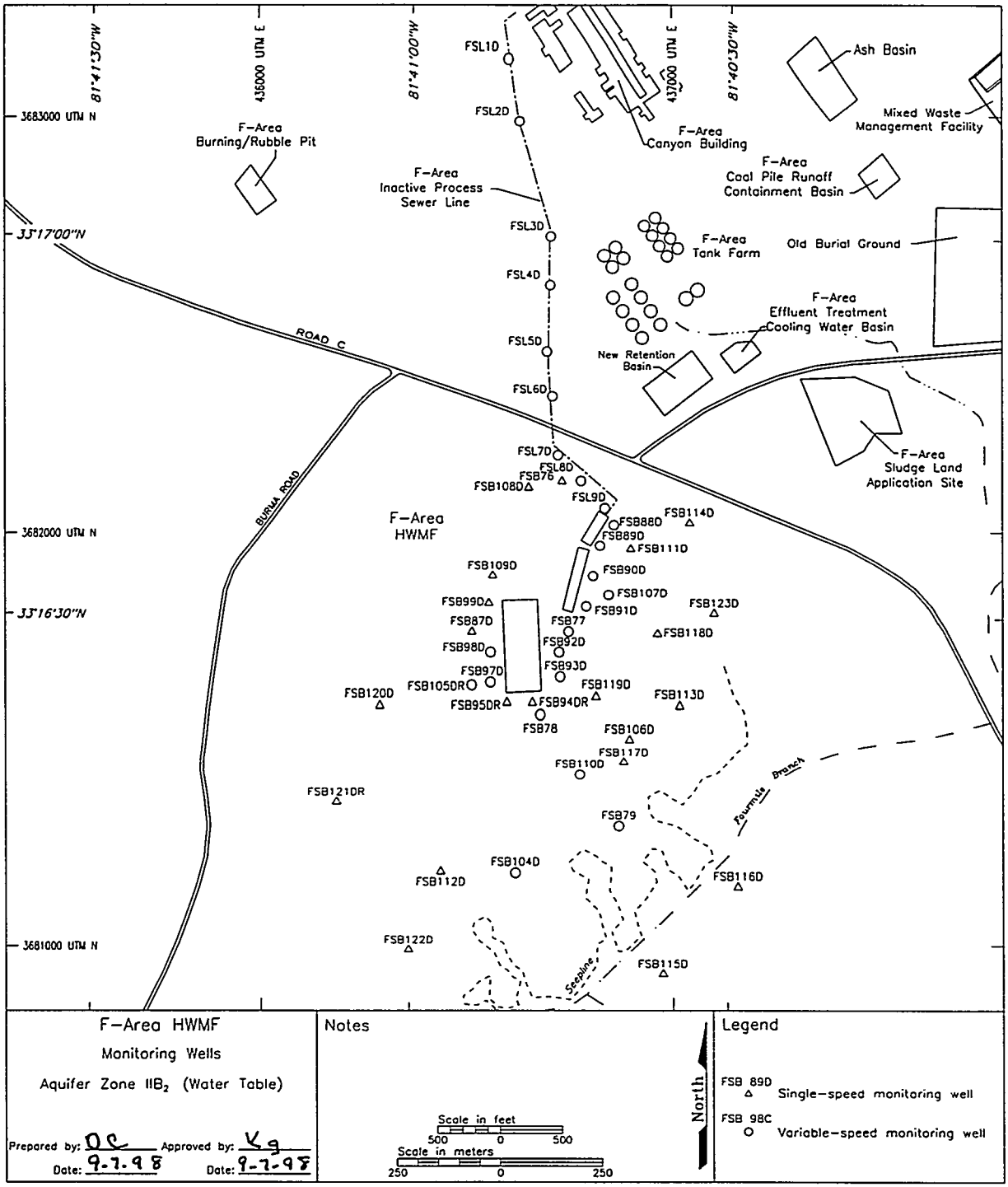


Figure 3. Location of Aquifer Zone $IIB_2$ (Water Table) Monitoring Wells at the F-Area HWMF

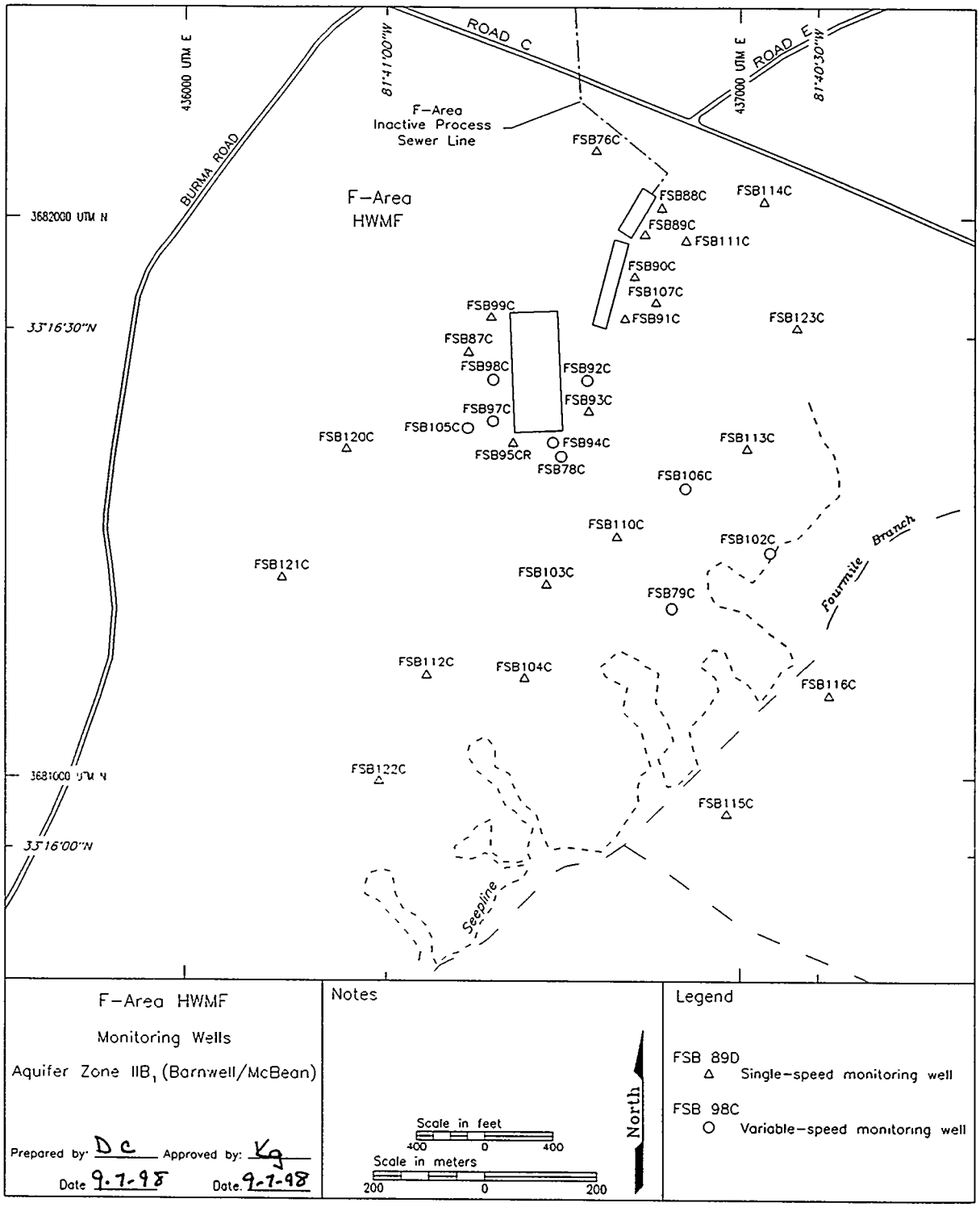


**Figure 4. Location of Aquifer Zone IIB$_1$ (Barnwell/McBean) Monitoring Wells at the F-Area HWMF**

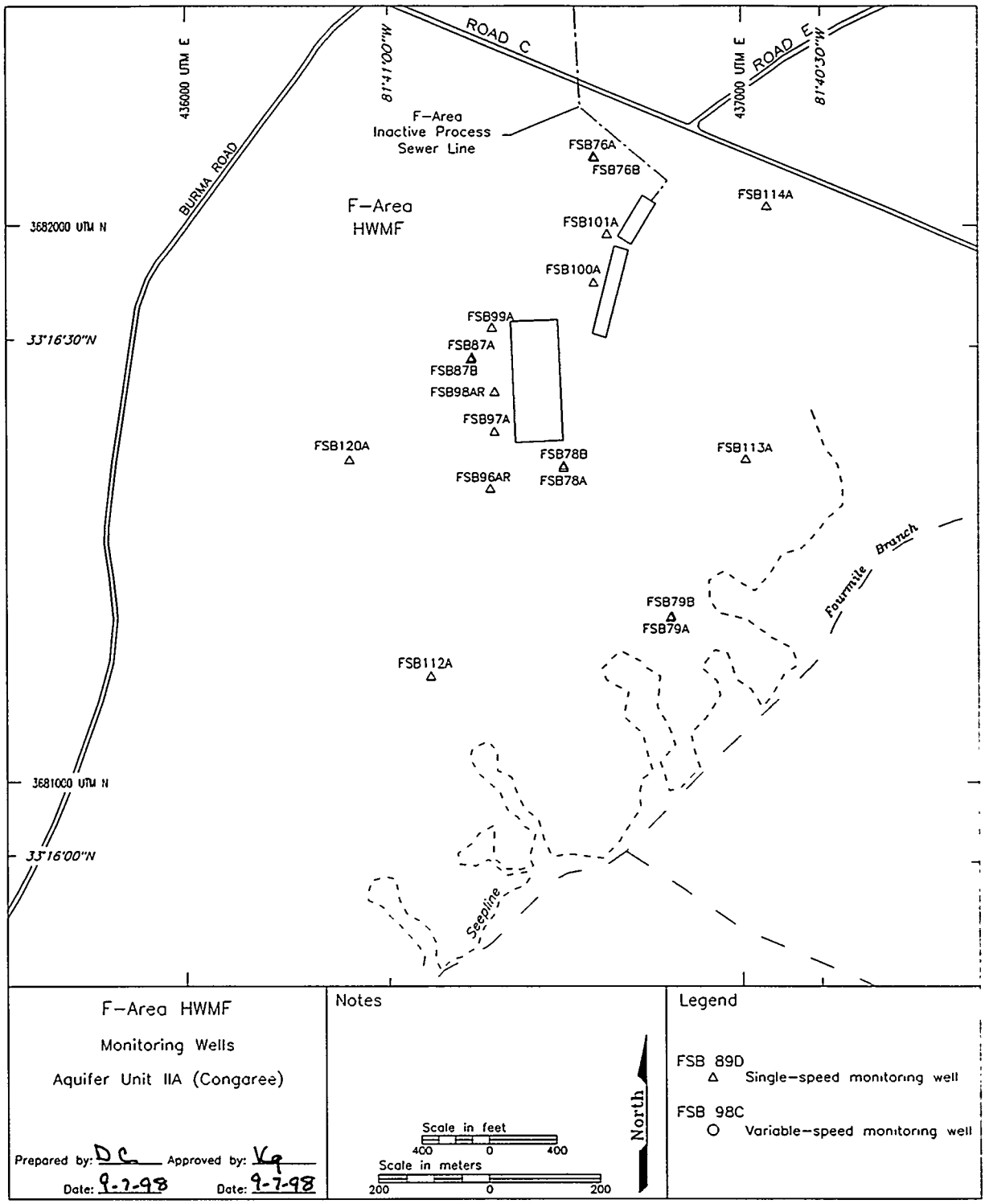


**Figure 5. Location of Aquifer Unit IIA (Congaree) Monitoring Wells at the F-Area HWMF**

THIS PAGE LEFT BLANK INTENTIONALLY.

# Appendix C

## Groundwater Monitoring Results Tables

THIS PAGE LEFT BLANK INTENTIONALLY.

## Key to Reading the Tables

The following abbreviations may appear in the data tables:

**Constituents**

| | |
|---|---|
| Sp. conductance | specific conductance |

**Laboratories**

| | |
|---|---|
| EM | Environmental Protection Department/Environmental Monitoring Section (EPD/EMS) Laboratory |
| ES | QST Environmental (was Environmental Science & Engineering until June 1997) |
| EX | EMAX Laboratories, Inc. |
| GE and GP | General Engineering Laboratories, Inc. |
| QR | Quanterra, Inc. |
| TM | Thermo NUtech |
| WA | Recra LabNet Philadelphia (was Roy F. Weston, Inc., until June 1997) |

**Sampling Codes**

| | |
|---|---|
| A | pump was surging excessively; aerated |
| B | blank sample was collected |
| C | well was pumping continuously |
| D | well was dry |
| E | equipment blank was collected |
| I | well went dry during sampling; insufficient water to collect all samples |
| L | well went dry before sampling began; only depth to water can be determined |
| N | well was not stabilized before sampling began |
| P | inaccessibility or mechanical failure prevented sample collection and field analysis of the water |
| S | no water in standpipe; for water-level events only |
| W | unable to sample because of stabilization or sampling equipment failure; only water-level measurements were obtained |
| X | well went dry during purging; samples were collected after well recovered |

**Sampling Methods**

| | |
|---|---|
| B | sample collected using an open-bucket bailer |
| O | sample collected by method other than bailer or pump |
| P | sample collected using a bladder pump |
| S | sample collected using a single-speed centrifugal downhole pump |
| V | sample collected using a variable-speed pump |

**Units**

| | |
|---|---|
| mg/L | milligrams per liter |
| msl | mean sea level |

| | |
|---|---|
| NTU | nephelometric turbidity unit |
| pCi/L | picocuries per liter |
| pCi/mL | picocuries per milliliter |
| pH | pH units |
| µg/L | micrograms per liter |
| µS/cm | microsiemens per centimeter |

**Data Table Column Headings**

| | |
|---|---|
| DF | dilution factor |
| H | exceeded the holding time |
| Mod | modifier |
| ST | exceeded the GWPS |

**Other**

| | |
|---|---|
| CS | carbon steel |
| E | exponential notation (e.g., 1.1E–09 = $1.1 \times 10^{-9}$ = 0.0000000011) |
| PVC | polyvinyl chloride |
| TOC | top of casing |

## Results below Detection

For radiological analyses, the analytical result field contains the result recorded on the analytical instrument and reported by the laboratory, even if it is negative. For nonradiological analyses, if the analyte is not detected, the sample-specific estimated quantitation limit (EQL) is entered into the result field and is reported with a less than [<] sign. The EQL is defined as the lowest concentration that can be achieved reliably within specified limits of precision and accuracy during routine laboratory operating conditions. The sample-specific EQL is modified for sample concentration or dilution or unusual aliquot size that affects analytical sensitivity.

## Holding Times

Standard analytical methods include a limit, called holding time, on the maximum elapsed time between sample collection and extraction or analysis by the laboratory. In the data tables, a large bullet (•) in the *H* (holding time) column indicates that holding time was exceeded. Analyses performed beyond holding times may not yield valid results.

The South Carolina Department of Health and Environmental Control (SCDHEC) allows only 15 minutes to elapse between sampling and analysis for pH. Thus, only field pH measurements can meet the holding time criterion; laboratory pH analyses always will exceed it.

The laboratory procedure used for the determination of specific conductance allows one day to elapse between sampling and analysis. Thus, laboratory specific conductance measurements may exceed the holding time criterion.

## Data Rounding

A constituent result in the analytical results tables that is not marked in the *ST* column but appears to equal an Appendix A standard is below the standard in the database. Values stored in the database contain more significant digits than the reported results. Apparent discrepancies in the tables are due to the rounding of reported results.

## Data Qualification

The contract laboratories submit sample- or batch-specific quality assurance/quality control information either at the same time as analytical results or in a quarterly summary. Properly defined and used data modifiers (also referred to as qualifiers) can be a key component in assessing data usability. Modifiers designed by EPD/EMS and provided to the primary laboratories are defined below. These modifiers appear in the data tables under the column *Mod.* All lettered modifiers except *E* are based on EPA's STORET codes.

**Modifiers**

| | |
|---|---|
| (Blank) | Data are not qualified. Numbers should be interpreted exactly as reported. |
| E | The detected result is between the sample-specific EQL and the method detection limit. |
| I | The value in the result field is the instrument reading, not the sample quantitation limit. Always used with the result qualifier *U*. |
| J | Value is estimated because quantitation in the sample or in associated quality control samples did not meet specifications. |
| L | Value is off-scale high. The actual value is not known but is known to be greater than the value shown. |
| M | Presence of the analyte is verified but not quantified. |
| R | Result was rejected because performance requirements in the sample analysis or associated quality control analyses were not met. |
| T | Analyte was not detected; if present, it was below the criteria for detection. |
| U | Material analyzed for but not detected. Analytical result reported is less than the sample quantitation limit. |
| V | Analyte was detected in an associated method blank. |
| Y | Result was obtained from an unpreserved or improperly preserved sample. Data may not be accurate. |
| 1 | Result may be an underestimation of the true value due to analytical bias. |
| 2 | Result may be an overestimation of the true value due to analytical bias. |
| 3 | The associated result may be of poor precision (high variability) due to analytical bias. |
| 4 | Matrix interference. Value cannot be determined. Used with *R*. |

Note: These are only some of the qualifiers present in the database. All modifiers associated with the data are published in the result tables of EPD/EMS' quarterly groundwater monitoring reports, the official repository of the data.

## Sampling Dates

Samples for field data are collected once each quarter, but samples for analytical data may be collected more than once each quarter. Because the results tables present the highest analytical results for each quarter, the date of collection for reported analytical results may not coincide with the date of collection for field data.

# Table C-1. Groundwater Monitoring Results for Individual Wells

## WELL FSB 76

| SRS Coord. | Lat/Longitude | Screen Zone Elevation | Top of Casing | Casing | Pump | Screen Zone |
|---|---|---|---|---|---|---|
| N76141.6<br>E51388.8 | 33.278022 °N<br>81.679386 °W | 227.0-197.0 ft msl | 294.2 ft msl | 4" PVC | S | Water Table (IIB2) |

| SAMPLE DATE | 01/08/98 | 04/13/98 |
|---|---|---|

FIELD DATA

| Constituents | 1Q98 | 2Q98 | Unit |
|---|---|---|---|
| Water elevation | 215.5 | 218.4 | ft msl |
| pH | 4.1 | 4.2 | pH |
| Sp. conductance | 130 | 170 | µS/cm |
| Water temperature | 19.8 | 21.1 | °C |
| Alkalinity as $CaCO_3$ | 0 | 0 | mg/L |
| Turbidity | 2 | 1 | NTU |
| Volumes purged | 5.3 | 2.9 | well vol |
| Sampling code | | | |
| Synchronous water level | 217.6 (03/19/98) | 220.4 (06/29/98) | ft msl |

ANALYTICAL DATA

| Constituents | 1Q98 | DF | Mod | ST | H | Lab | 2Q98 | DF | Mod | ST | H | Lab | Unit |
|---|---|---|---|---|---|---|---|---|---|---|---|---|---|
| ***Inorganic Constituents*** | | | | | | | | | | | | | |
| Antimony, total recoverable | <10 | 1 | | | | GE | | | | | | | µg/L |
| Arsenic, total recoverable | <5.0 | 1 | | | | GE | | | | | | | µg/L |
| Barium, total recoverable | 19 | 1 | | | | GE | | | | | | | µg/L |
| Cadmium, total recoverable | 0.30 | 1 | JE | | | GE | <1.0 | 1 | | | | GE | µg/L |
| Chromium, total recoverable | 1.2 | 1 | JE | | | GE | | | | | | | µg/L |
| Cobalt, total recoverable | 0.68 | 1 | JE | | | GE | | | | | | | µg/L |
| Copper, total recoverable | 220 | 1 | | | | GE | | | | | | | µg/L |
| Cyanide | <10 | 1 | J1 | | ● | GE | | | | | | | µg/L |
| Lead, total recoverable | 24 | 1 | V | ■ | | GE | 36 | 1 | | ■ | | GE | µg/L |
| Mercury, total recoverable | <0.20 | 1 | | | | GE | | | | | | | µg/L |
| Nickel, total recoverable | 3.1 | 1 | JE | | | GE | | | | | | | µg/L |
| Nitrate as nitrogen | | | | | | | | | | | | | |
| Nitrate-nitrite as nitrogen | 17,000 | 20 | | ■ | | GE | 20,000 | 10 | | ■ | | GE | µg/L |
| Selenium, total recoverable | <2.6 | 1 | JEV | | | GE | | | | | | | µg/L |
| Silver, total recoverable | <5.0 | 1 | | | | GE | | | | | | | µg/L |
| Thallium, total recoverable | <5.0 | 1 | | | | GE | | | | | | | µg/L |
| Vanadium, total recoverable | 0 84 | 1 | JE | | | GE | | | | | | | µg/L |
| Zinc, total recoverable | 77 | 1 | V | | | GE | | | | | | | µg/L |
| ***Organic Constituents*** | | | | | | | | | | | | | |
| Benzene | <1.0 | 1 | J | | | GE | | | | | | | µg/L |
| Bis(2-ethylhexyl) phthalate | <10 | 1 | | | | GE | | | | | | | µg/L |
| Dichloromethane | <1.3 | 1 | JV | | | GE | | | | | | | µg/L |
| Phenols | <5.0 | 1 | | | | GE | | | | | | | µg/L |
| Tetrachloroethylene | <1.0 | 1 | J | | | GE | | | | | | | µg/L |
| Trichloroethylene | <1.0 | 1 | J | | | GE | | | | | | | µg/L |
| Trichlorofluoromethane | <1.0 | 1 | J | | | GE | | | | | | | µg/L |

Notes: Synchronous water levels are measured over approximately a 3–5 day period.
● = exceeded holding time.
■ = exceeded groundwater protection standard. See Appendix A.

## WELL FSB 76 (cont.)

| Constituents | 1Q98 | DF | Mod | ST | H | Lab | 2Q98 | DF | Mod | ST | H | Lab | Unit |
|---|---|---|---|---|---|---|---|---|---|---|---|---|---|
| ***Radioactive Constituents*** | | | | | | | | | | | | | |
| Americium-241 | <-8.5E-02 | 1 | UI | | | GP | | | | | | | pCi/L |
| Cesium-137 | <-1.5E-01 | 1 | UI | | | GP | | | | | | | pCi/L |
| Cobalt-60 | <4.3E-01 | 1 | UI | | | GP | | | | | | | pCi/L |
| Curium-242 | <-6.6E-02 | 1 | UI | | | GP | | | | | | | pCi/L |
| Curium-243/244 | <4.3E-02 | 1 | UI | | | GP | | | | | | | pCi/L |
| Curium-245/246 | <4.8E-02 | 1 | UI | | | GP | | | | | | | pCi/L |
| Gross alpha | 1.9E+01 | 1 | | ■ | | GP | 1.3E+01 | 1 | | | | GP | pCi/L |
| Iodine-129 | <3.3E-01 | 1 | UI | | | GP | | | | | | | pCi/L |
| Nonvolatile beta | 1.8E+01 | 1 | | | | GP | 1.7E+01 | 1 | J | | | GP | pCi/L |
| Plutonium-238 | 1.7E+00 | 1 | UIV | | | GP | | | | | | | pCi/L |
| Plutonium-239/240 | <4.3E-01 | 1 | UJI | | | GP | | | | | | | pCi/L |
| Radium-226 | 1.5E+00 | 1 | | | | GP | | | | | | | pCi/L |
| Radium-228 | 4.6E+00 | 1 | UIV | | | GP | | | | | | | pCi/L |
| Strontium-90 | <3.4E-01 | 1 | UI | | | GP | | | | | | | pCi/L |
| Technetium-99 | <1.9E+01 | 1 | UI | | | GP | | | | | | | pCi/L |
| Thorium-228 | <-1.0E-03 | 1 | UI | | | GP | | | | | | | pCi/L |
| Thorium-230 | <3.7E-02 | 1 | UI | | | GP | | | | | | | pCi/L |
| Thorium-232 | <1.5E-02 | 1 | UI | | | GP | | | | | | | pCi/L |
| Total alpha emitters | 2.9E+00 | | | | | | | | | | | | pCi/L |
| Total beta emitters | | | | | | | | | | | | | |
| Total radium | 1.5E+00 | | | | | | | | | | | | pCi/L |
| Tritium | 3.6E+02 | 1 | | ■ | | GP | 4.4E+02 | 1 | | ■ | | GP | pCi/mL |
| Uranium-233/234 | 2.6E+00 | 1 | | | | GP | | | | | | | pCi/L |
| Uranium-235 | 3.7E-01 | 1 | | | | GP | | | | | | | pCi/L |
| Uranium-238 | <1.1E-01 | 1 | UI | | | GP | | | | | | | pCi/L |

Notes: Synchronous water levels are measured over approximately a 3–5 day period.
● = exceeded holding time.
■ = exceeded groundwater protection standard. See Appendix A.

# WELL FSB 76A

| SRS Coord. | Lat/Longitude | Screen Zone Elevation | Top of Casing | Casing | Pump | Screen Zone |
|---|---|---|---|---|---|---|
| N76131.9<br>E51391.6 | 33.278005 °N<br>81.679359 °W | 47.4-36.9 ft msl | 293.9 ft msl | 4" PVC | S | L. Congaree (IIA) |

| SAMPLE DATE | 01/08/98 | 04/07/98 |
|---|---|---|

FIELD DATA

| Constituents | 1Q98 | 2Q98 | Unit |
|---|---|---|---|
| Water elevation | 155.3 | 156.4 | ft msl |
| pH | 6.3 | 5.9 | pH |
| Sp. conductance | 120 | 110 | µS/cm |
| Water temperature | 20.0 | 21.2 | °C |
| Alkalinity as $CaCO_3$ | 35 | 40 | mg/L |
| Turbidity | 1 | 1 | NTU |
| Volumes purged | 2.5 | 2.2 | well vol |
| Sampling code | | | |
| Synchronous water level | 156.3 (03/19/98) | 156.2 (06/29/98) | ft msl |

ANALYTICAL DATA

| Constituents | 1Q98 | DF | Mod | ST | H | Lab | 2Q98 | DF | Mod | ST | H | Lab | Unit |
|---|---|---|---|---|---|---|---|---|---|---|---|---|---|
| ***Inorganic Constituents*** | | | | | | | | | | | | | |
| Antimony, total recoverable | <10 | 1 | | | | GE | | | | | | | µg/L |
| Arsenic, total recoverable | <5.0 | 1 | | | | GE | | | | | | | µg/L |
| Barium, total recoverable | 28 | 1 | | | | GE | | | | | | | µg/L |
| Cadmium, total recoverable | <5.0 | 1 | | | | GE | 0.15 | 1 | JE | | | GE | µg/L |
| Chromium, total recoverable | 1.4 | 1 | JE | | | GE | | | | | | | µg/L |
| Cobalt, total recoverable | <5.0 | 1 | | | | GE | | | | | | | µg/L |
| Copper, total recoverable | <5.0 | 1 | | | | GE | | | | | | | µg/L |
| Cyanide | <10 | 1 | J1 | | ● | GE | | | | | | | µg/L |
| Lead, total recoverable | <5.0 | 1 | | | | GE | 1.6 | 1 | JE | | | GE | µg/L |
| Mercury, total recoverable | <0.20 | 1 | | | | GE | | | | | | | µg/L |
| Nickel, total recoverable | <5.0 | 1 | | | | GE | | | | | | | µg/L |
| Nitrate as nitrogen | | | | | | | | | | | | | |
| Nitrate-nitrite as nitrogen | 570 | 1 | | | | GE | 610 | 1 | V | | | GE | µg/L |
| Selenium, total recoverable | <2.0 | 1 | JEV | | | GE | | | | | | | µg/L |
| Silver, total recoverable | <5.0 | 1 | | | | GE | | | | | | | µg/L |
| Thallium, total recoverable | <5.0 | 1 | | | | GE | | | | | | | µg/L |
| Vanadium, total recoverable | 0.43 | 1 | JE | | | GE | | | | | | | µg/L |
| Zinc, total recoverable | <7.4 | 1 | V | | | GE | | | | | | | µg/L |
| ***Organic Constituents*** | | | | | | | | | | | | | |
| Benzene | <1.0 | 1 | J | | | GE | | | | | | | µg/L |
| Bis(2-ethylhexyl) phthalate | <10 | 1 | | | | GE | | | | | | | µg/L |
| Dichloromethane | <1.1 | 1 | JV | | | GE | | | | | | | µg/L |
| Phenols | <5.0 | 1 | | | | GE | | | | | | | µg/L |
| Tetrachloroethylene | <1.0 | 1 | J | | | GE | | | | | | | µg/L |
| Trichloroethylene | <1.0 | 1 | J | | | GE | | | | | | | µg/L |
| Trichlorofluoromethane | <1.0 | 1 | J | | | GE | | | | | | | µg/L |

Notes: Synchronous water levels are measured over approximately a 3–5 day period.
● = exceeded holding time.
■ = exceeded groundwater protection standard. See Appendix A.

## WELL FSB 76A (cont.)

| Constituents | 1Q98 | DF | Mod | ST | H | Lab | 2Q98 | DF | Mod | ST | H | Lab | Unit |
|---|---|---|---|---|---|---|---|---|---|---|---|---|---|
| *Radioactive Constituents* | | | | | | | | | | | | | |
| Americium-241 | <-2.7E-02 | 1 | UI | | | GP | | | | | | | pCi/L |
| Cesium-137 | <9.8E-01 | 1 | UI | | | GP | | | | | | | pCi/L |
| Cobalt-60 | <6.7E-01 | 1 | UI | | | GP | | | | | | | pCi/L |
| Curium-242 | <3.9E-02 | 1 | UI | | | GP | | | | | | | pCi/L |
| Curium-243/244 | <-1.8E-02 | 1 | UI | | | GP | | | | | | | pCi/L |
| Curium-245/246 | <3.4E-02 | 1 | UI | | | GP | | | | | | | pCi/L |
| Gross alpha | 1.3E+00 | 1 | | | | GP | 1.9E+00 | 1 | | | | TM | pCi/L |
| Iodine-129 | <-5.4E-01 | 1 | UI | | | GP | | | | | | | pCi/L |
| Nonvolatile beta | 1.8E+00 | 1 | | | | GP | 7.4E+00 | 1 | J | | | TM | pCi/L |
| Plutonium-238 | 2.1E+00 | 1 | V | | | GP | | | | | | | pCi/L |
| Plutonium-239/240 | <2.5E-01 | 1 | UJI | | | GP | | | | | | | pCi/L |
| Radium-226 | <3.3E-01 | 1 | UI | | | GP | | | | | | | pCi/L |
| Radium-228 | 4.4E+00 | 1 | UIV | | | GP | | | | | | | pCi/L |
| Strontium-90 | 2.1E+00 | 1 | | | | GP | | | | | | | pCi/L |
| Technetium-99 | <-1.6E+01 | 1 | UI | | | GP | | | | | | | pCi/L |
| Thorium-228 | <-5.7E-02 | 1 | UI | | | GP | | | | | | | pCi/L |
| Thorium-230 | <-1.4E-02 | 1 | UI | | | GP | | | | | | | pCi/L |
| Thorium-232 | <0.0E+00 | 1 | UI | | | GP | | | | | | | pCi/L |
| Total alpha emitters | 2.7E+00 | | | | | | | | | | | | pCi/L |
| Total beta emitters | 2.1E+00 | | | | | | | | | | | | pCi/L |
| Tritium | <-2.7E-01 | 1 | UI | | | GP | <0.0E+00 | 1 | UI | | | TM | pCi/mL |
| Uranium-233/234 | 5.3E-01 | 1 | | | | GP | | | | | | | pCi/L |
| Uranium-235 | <4.0E-02 | 1 | UI | | | GP | | | | | | | pCi/L |
| Uranium-238 | <3.2E-02 | 1 | UI | | | GP | | | | | | | pCi/L |

Notes: Synchronous water levels are measured over approximately a 3–5 day period.
● = exceeded holding time.
■ = exceeded groundwater protection standard. See Appendix A.

# WELL FSB 76B

| SRS Coord. | Lat/Longitude | Screen Zone Elevation | Top of Casing | Casing | Pump | Screen Zone |
|---|---|---|---|---|---|---|
| N76122.4<br>E51394.0 | 33.277988 °N<br>81.679335 °W | 109.7-99.2 ft msl | 293.8 ft msl | 4" PVC | S | U. Congaree (IIA) |

| SAMPLE DATE | 01/08/98 | 04/09/98 |
|---|---|---|

FIELD DATA

| Constituents | 1Q98 | 2Q98 | Unit |
|---|---|---|---|
| Water elevation | 151.6 | 152.8 | ft msl |
| pH | 6.5 | 6.5 | pH |
| Sp. conductance | 130 | 120 | µS/cm |
| Water temperature | 19.7 | 20.5 | °C |
| Alkalinity as $CaCO_3$ | 54 | 56 | mg/L |
| Turbidity | 6 | 1 | NTU |
| Volumes purged | 3.5 | 2.3 | well vol |
| Sampling code | | | |
| Synchronous water level | 152.6 (03/19/98) | 152.4 (06/29/98) | ft msl |

ANALYTICAL DATA

| Constituents | 1Q98 | DF | Mod | ST | H | Lab | 2Q98 | DF | Mod | ST | H | Lab | Unit |
|---|---|---|---|---|---|---|---|---|---|---|---|---|---|
| ***Inorganic Constituents*** | | | | | | | | | | | | | |
| Antimony, total recoverable | <10 | 1 | | | | GE | | | | | | | µg/L |
| Arsenic, total recoverable | <5.0 | 1 | | | | GE | | | | | | | µg/L |
| Barium, total recoverable | 18 | 1 | | | | GE | | | | | | | µg/L |
| Cadmium, total recoverable | <5.0 | 1 | | | | GE | <1.0 | 1 | | | | GE | µg/L |
| Chromium, total recoverable | 1.4 | 1 | JE | | | GE | | | | | | | µg/L |
| Cobalt, total recoverable | <5.0 | 1 | | | | GE | | | | | | | µg/L |
| Copper, total recoverable | 11 | 1 | | | | GE | | | | | | | µg/L |
| Cyanide | <10 | 1 | J1 | | ● | GE | | | | | | | µg/L |
| Lead, total recoverable | <5.0 | 1 | | | | GE | 0.49 | 1 | JE | | | GE | µg/L |
| Mercury, total recoverable | <0.20 | 1 | | | | GE | | | | | | | µg/L |
| Nickel, total recoverable | <5.0 | 1 | | | | GE | | | | | | | µg/L |
| Nitrate as nitrogen | | | | | | | | | | | | | |
| Nitrate-nitrite as nitrogen | 690 | 1 | | | | GE | 650 | 1 | V | | | GE | µg/L |
| Selenium, total recoverable | <2.1 | 1 | JEV | | | GE | | | | | | | µg/L |
| Silver, total recoverable | <5.0 | 1 | | | | GE | | | | | | | µg/L |
| Thallium, total recoverable | <5.0 | 1 | | | | GE | | | | | | | µg/L |
| Vanadium, total recoverable | 0 46 | 1 | JE | | | GE | | | | | | | µg/L |
| Zinc, total recoverable | <5.6 | 1 | V | | | GE | | | | | | | µg/L |
| ***Organic Constituents*** | | | | | | | | | | | | | |
| Benzene | <1.0 | 1 | J | | | GE | | | | | | | µg/L |
| Bis(2-ethylhexyl) phthalate | <10 | 1 | | | | GE | | | | | | | µg/L |
| Dichloromethane | <1.1 | 1 | J | | | GE | | | | | | | µg/L |
| Phenols | <5.0 | 1 | | | | GE | | | | | | | µg/L |
| Tetrachloroethylene | <1.0 | 1 | J | | | GE | | | | | | | µg/L |
| Trichloroethylene | 1.1 | 1 | J | | | GE | | | | | | | µg/L |
| Trichlorofluoromethane | <1.0 | 1 | J | | | GE | | | | | | | µg/L |

Notes: Synchronous water levels are measured over approximately a 3–5 day period.
● = exceeded holding time.
■ = exceeded groundwater protection standard. See Appendix A.

## WELL FSB 76B (cont.)

| Constituents | 1Q98 | DF | Mod | ST | H | Lab | 2Q98 | DF | Mod | ST | H | Lab | Unit |
|---|---|---|---|---|---|---|---|---|---|---|---|---|---|
| ***Radioactive Constituents*** | | | | | | | | | | | | | |
| Americium-241 | <6.0E-03 | 1 | UI | | | GP | | | | | | | pCi/L |
| Cesium-137 | <1.9E+00 | 1 | UI | | | GP | | | | | | | pCi/L |
| Cobalt-60 | <-2.0E+00 | 1 | UI | | | GP | | | | | | | pCi/L |
| Curium-242 | <-1.1E-02 | 1 | UI | | | GP | | | | | | | pCi/L |
| Curium-243/244 | <1.0E-03 | 1 | UI | | | GP | | | | | | | pCi/L |
| Curium-245/246 | <0.0E+00 | 1 | UI | | | GP | | | | | | | pCi/L |
| Gross alpha | 1.1E+00 | 1 | | | | GP | 1.0E+00 | 1 | | | | GP | pCi/L |
| Iodine-129 | <1.8E-01 | 1 | UI | | | GP | | | | | | | pCi/L |
| Nonvolatile beta | <9.1E-01 | 1 | UI | | | GP | <7.8E-01 | 1 | UI | | | GP | pCi/L |
| Plutonium-238 | 2.0E+00 | 1 | UIV | | | GP | | | | | | | pCi/L |
| Plutonium-239/240 | 5.9E-01 | 1 | J | | | GP | | | | | | | pCi/L |
| Radium-226 | <1.2E-01 | 1 | UI | | | GP | | | | | | | pCi/L |
| Radium-228 | 1.5E+00 | 1 | UIV | | | GP | | | | | | | pCi/L |
| Strontium-90 | 1.7E+00 | 1 | | | | GP | | | | | | | pCi/L |
| Technetium-99 | <-9.1E+00 | 1 | UI | | | GP | | | | | | | pCi/L |
| Thorium-228 | <-8.0E-02 | 1 | UI | | | GP | | | | | | | pCi/L |
| Thorium-230 | <8.0E-03 | 1 | UI | | | GP | | | | | | | pCi/L |
| Thorium-232 | <-1.5E-04 | 1 | UI | | | GP | | | | | | | pCi/L |
| Total alpha emitters | 1.4E+00 | | | | | | | | | | | | pCi/L |
| Total beta emitters | 1.7E+00 | | | | | | | | | | | | pCi/L |
| Tritium | <-2.2E-01 | 1 | UI | | | GP | <4.9E-01 | 1 | UI | | | GP | pCi/mL |
| Uranium-233/234 | 8.2E-01 | 1 | | | | GP | | | | | | | pCi/L |
| Uranium-235 | <5.2E-02 | 1 | UI | | | GP | | | | | | | pCi/L |
| Uranium-238 | <-9.0E-03 | 1 | UI | | | GP | | | | | | | pCi/L |

Notes: Synchronous water levels are measured over approximately a 3–5 day period.
● = exceeded holding time.
■ = exceeded groundwater protection standard. See Appendix A.

# WELL FSB 76C

| SRS Coord. | Lat/Longitude | Screen Zone Elevation | Top of Casing | Casing | Pump | Screen Zone |
|---|---|---|---|---|---|---|
| N76112.4<br>E51396.4 | 33.277970 °N<br>81.679309 °W | 165.3-154.8 ft msl | 293.6 ft msl | 4" PVC | S | Barnwell (IIB1) |

| SAMPLE DATE | 01/08/98 | 04/09/98 |
|---|---|---|

FIELD DATA

| Constituents | 1Q98 | 2Q98 | Unit |
|---|---|---|---|
| Water elevation | 210.9 | 214.0 | ft msl |
| pH | 5.5 | 6.0 | pH |
| Sp. conductance | 43 | 51 | µS/cm |
| Water temperature | 20.0 | 20.3 | °C |
| Alkalinity as $CaCO_3$ | 4 | 21 | mg/L |
| Turbidity | 1 | 2 | NTU |
| Volumes purged | 2.9 | 2.5 | well vol |
| Sampling code | | | |
| Synchronous water level | 213.3 (03/19/98) | 214.9 (06/29/98) | ft msl |

ANALYTICAL DATA

| Constituents | 1Q98 | DF | Mod | ST | H | Lab | 2Q98 | DF | Mod | ST | H | Lab | Unit |
|---|---|---|---|---|---|---|---|---|---|---|---|---|---|
| ***Inorganic Constituents*** | | | | | | | | | | | | | |
| Antimony, total recoverable | <10 | 1 | | | | GE | | | | | | | µg/L |
| Arsenic, total recoverable | <5.0 | 1 | | | | GE | | | | | | | µg/L |
| Barium, total recoverable | 6.5 | 1 | | | | GE | | | | | | | µg/L |
| Cadmium, total recoverable | 0.25 | 1 | JE | | | GE | <1.0 | 1 | | | | GE | µg/L |
| Chromium, total recoverable | 1.4 | 1 | JE | | | GE | | | | | | | µg/L |
| Cobalt, total recoverable | <5.0 | 1 | | | | GE | | | | | | | µg/L |
| Copper, total recoverable | 20 | 1 | | | | GE | | | | | | | µg/L |
| Cyanide | <10 | 1 | J1 | | ● | GE | | | | | | | µg/L |
| Lead, total recoverable | <5.0 | 1 | | | | GE | 1.5 | 1 | JE | | | GE | µg/L |
| Mercury, total recoverable | <0.20 | 1 | | | | GE | | | | | | | µg/L |
| Nickel, total recoverable | <5.0 | 1 | | | | GE | | | | | | | µg/L |
| Nitrate as nitrogen | | | | | | | | | | | | | |
| Nitrate-nitrite as nitrogen | 1,300 | 1 | | | | GE | 1,100 | 1 | V | | | GE | µg/L |
| Selenium, total recoverable | <2.1 | 1 | JEV | | | GE | | | | | | | µg/L |
| Silver, total recoverable | <5.0 | 1 | | | | GE | | | | | | | µg/L |
| Thallium, total recoverable | <5.0 | 1 | | | | GE | | | | | | | µg/L |
| Vanadium, total recoverable | <5.0 | 1 | | | | GE | | | | | | | µg/L |
| Zinc, total recoverable | 14 | 1 | V | | | GE | | | | | | | µg/L |
| ***Organic Constituents*** | | | | | | | | | | | | | |
| Benzene | <1.0 | 1 | J | | | GE | | | | | | | µg/L |
| Bis(2-ethylhexyl) phthalate | <10 | 1 | | | | GE | | | | | | | µg/L |
| Dichloromethane | <0.92 | 1 | JV | | | GE | | | | | | | µg/L |
| Phenols | <5.0 | 1 | | | | GE | | | | | | | µg/L |
| Tetrachloroethylene | <1.0 | 1 | J | | | GE | | | | | | | µg/L |
| Trichloroethylene | 3.2 | 1 | J | | | GE | | | | | | | µg/L |
| Trichlorofluoromethane | 6.5 | 1 | J | ■ | | GE | | | | | | | µg/L |

Notes: Synchronous water levels are measured over approximately a 3–5 day period.
● = exceeded holding time.
■ = exceeded groundwater protection standard. See Appendix A.

## WELL FSB 76C (cont.)

| Constituents | 1Q98 | DF | Mod | ST | H | Lab | 2Q98 | DF | Mod | ST | H | Lab | Unit |
|---|---|---|---|---|---|---|---|---|---|---|---|---|---|
| ***Radioactive Constituents*** | | | | | | | | | | | | | |
| Americium-241 | <8.8E-02 | 1 | UI | | | GP | | | | | | | pCi/L |
| Cesium-137 | <3.0E-01 | 1 | UI | | | GP | | | | | | | pCi/L |
| Cobalt-60 | <1.6E+00 | 1 | UI | | | GP | | | | | | | pCi/L |
| Curium-242 | <-1.3E-02 | 1 | UI | | | GP | | | | | | | pCi/L |
| Curium-243/244 | <2.4E-02 | 1 | UI | | | GP | | | | | | | pCi/L |
| Curium-245/246 | <2.9E-02 | 1 | UI | | | GP | | | | | | | pCi/L |
| Gross alpha | 6.5E-01 | 1 | | | | GP | 8.7E-01 | 1 | | | | GP | pCi/L |
| Iodine-129 | <3.9E-01 | 1 | UI | | | GP | | | | | | | pCi/L |
| Nonvolatile beta | <8.1E-01 | 1 | UI | | | GP | <5.3E-01 | 1 | UI | | | GP | pCi/L |
| Plutonium-238 | <1.1E-02 | 1 | UI | | | GP | | | | | | | pCi/L |
| Plutonium-239/240 | <1.0E-03 | 1 | UI | | | GP | | | | | | | pCi/L |
| Radium-226 | <1.9E-01 | 1 | UI | | | GP | | | | | | | pCi/L |
| Radium-228 | 4.3E+00 | 1 | UIV | | | GP | | | | | | | pCi/L |
| Strontium-90 | 1.7E+00 | 1 | | | | GP | | | | | | | pCi/L |
| Technetium-99 | <-2.0E+01 | 1 | UI | | | GP | | | | | | | pCi/L |
| Thorium-228 | <4.1E-02 | 1 | UI | | | GP | | | | | | | pCi/L |
| Thorium-230 | <1.0E-02 | 1 | UI | | | GP | | | | | | | pCi/L |
| Thorium-232 | <5.0E-03 | 1 | UI | | | GP | | | | | | | pCi/L |
| Total alpha emitters | | | | | | | | | | | | | |
| Total beta emitters | 1.7E+00 | | | | | | | | | | | | pCi/L |
| Tritium | 2.5E+00 | 1 | | | | GP | 3.0E+00 | 1 | | | | GP | pCi/mL |
| Uranium-233/234 | <3.8E-02 | 1 | UI | | | GP | | | | | | | pCi/L |
| Uranium-235 | <2.4E-02 | 1 | UI | | | GP | | | | | | | pCi/L |
| Uranium-238 | <1.0E-02 | 1 | UI | | | GP | | | | | | | pCi/L |

Notes: Synchronous water levels are measured over approximately a 3–5 day period.
● = exceeded holding time.
■ = exceeded groundwater protection standard. See Appendix A.

# WELL FSB 77

| SRS Coord. | Lat/Longitude | Screen Zone Elevation | Top of Casing | Casing | Pump | Screen Zone |
|---|---|---|---|---|---|---|
| N75129.4<br>E50713.1 | 33.274681 °N<br>81.679198 °W | 216.4-186.4 ft msl | 273.3 ft msl | 4" PVC | V | Water Table (IIB2) |

| SAMPLE DATE | 01/12/98 | 04/06/98 |
|---|---|---|

FIELD DATA

| Constituents | 1Q98 | 2Q98 | Unit |
|---|---|---|---|
| Water elevation | 210.3 | 214.9 | ft msl |
| pH | 3.4 | 3.4 | pH |
| Sp. conductance | 320 | 860 | µS/cm |
| Water temperature | 18.0 | 16.0 | °C |
| Alkalinity as $CaCO_3$ | 0 | 0 | mg/L |
| Turbidity | 3 | 2 | NTU |
| Volumes purged | 2.9 | 2.4 | well vol |
| Sampling code | | | |
| Synchronous water level | 214.1 (03/19/98) | 215.7 (06/29/98) | ft msl |

ANALYTICAL DATA

| Constituents | 1Q98 | DF | Mod | ST | H | Lab | 2Q98 | DF | Mod | ST | H | Lab | Unit |
|---|---|---|---|---|---|---|---|---|---|---|---|---|---|
| ***Inorganic Constituents*** | | | | | | | | | | | | | |
| Antimony, total recoverable | <10 | 1 | | | | GE | | | | | | | µg/L |
| Arsenic, total recoverable | <5.0 | 1 | | | | GE | | | | | | | µg/L |
| Barium, total recoverable | 80 | 1 | | | | GE | | | | | | | µg/L |
| Cadmium, total recoverable | 4.1 | 1 | JE | | | GE | 9.8 | 1 | | ■ | | GE | µg/L |
| Chromium, total recoverable | 2.6 | 1 | JE | | | GE | | | | | | | µg/L |
| Cobalt, total recoverable | 5.2 | 1 | | ■ | | GE | | | | | | | µg/L |
| Copper, total recoverable | 280 | 1 | | | | GE | | | | | | | µg/L |
| Cyanide | <10 | 1 | | | | GE | | | | | | | µg/L |
| Lead, total recoverable | 64 | 1 | | ■ | | GE | 35 | 1 | | ■ | | GE | µg/L |
| Mercury, total recoverable | 0.81 | 1 | | | | GE | | | | | | | µg/L |
| Nickel, total recoverable | 14 | 1 | | | | GE | | | | | | | µg/L |
| Nitrate as nitrogen | | | | | | | | | | | | | |
| Nitrate-nitrite as nitrogen | 33,000 | 20 | | ■ | | GE | 94,000 | 80 | V | ■ | | GE | µg/L |
| Selenium, total recoverable | <5.0 | 1 | | | | GE | | | | | | | µg/L |
| Silver, total recoverable | 0.94 | 1 | JE | | | GE | | | | | | | µg/L |
| Thallium, total recoverable | 3.4 | 1 | JE | ■ | | GE | | | | | | | µg/L |
| Vanadium, total recoverable | <5.0 | 1 | | | | GE | | | | | | | µg/L |
| Zinc, total recoverable | 380 | 1 | V | | | GE | | | | | | | µg/L |
| ***Organic Constituents*** | | | | | | | | | | | | | |
| Benzene | <1.0 | 1 | | | | GE | | | | | | | µg/L |
| Bis(2-ethylhexyl) phthalate | <11 | 1 | | | | GE | | | | | | | µg/L |
| Dichloromethane | <2 2 | 1 | V | | | GE | | | | | | | µg/L |
| Phenols | <5.0 | 1 | | | | GE | | | | | | | µg/L |
| Tetrachloroethylene | <1.0 | 1 | | | | GE | | | | | | | µg/L |
| Trichloroethylene | 0.79 | 1 | JE | | | GE | | | | | | | µg/L |
| Trichlorofluoromethane | 3.2 | 1 | | | | GE | | | | | | | µg/L |

Notes: Synchronous water levels are measured over approximately a 3–5 day period.
● = exceeded holding time.
■ = exceeded groundwater protection standard. See Appendix A.

## WELL FSB 77 (cont.)

| Constituents | 1Q98 | DF | Mod | ST | H | Lab | 2Q98 | DF | Mod | ST | H | Lab | Unit |
|---|---|---|---|---|---|---|---|---|---|---|---|---|---|
| ***Radioactive Constituents*** | | | | | | | | | | | | | |
| Americium-241 | 1.0E+01 | 1 | | | | GP | | | | | | | pCi/L |
| Cesium-137 | 9.1E+00 | 1 | R4 | | | GP | | | | | | | pCi/L |
| Cobalt-60 | <8.0E-01 | 1 | UI | | | GP | | | | | | | pCi/L |
| Curium-242 | <-8.2E-02 | 1 | UI | | | GP | | | | | | | pCi/L |
| Curium-243/244 | 4.0E+00 | 1 | | | | GP | | | | | | | pCi/L |
| Curium-245/246 | 4.0E-01 | 1 | | | | GP | | | | | | | pCi/L |
| Gross alpha | 4.9E+02 | 1 | | ■ | | GP | 1.1E+03 | 1 | | ■ | | GP | pCi/L |
| Iodine-129 | 7.2E+01 | 1 | | ■ | | GP | | | | | | | pCi/L |
| Nonvolatile beta | 7.3E+02 | 1 | | ■ | | GP | 1.8E+03 | 1 | V | ■ | | GP | pCi/L |
| Plutonium-238 | <1.4E-01 | 1 | UI | | | GP | | | | | | | pCi/L |
| Plutonium-239/240 | <-1.5E-02 | 1 | UI | | | GP | | | | | | | pCi/L |
| Radium-226 | 8.7E+00 | 1 | | ■ | | GP | | | | | | | pCi/L |
| Radium-228 | 7.5E+00 | 1 | | ■ | | GP | | | | | | | pCi/L |
| Strontium-90 | 2.5E+02 | 1 | | ■ | | GP | | | | | | | pCi/L |
| Technetium-99 | 5.8E+01 | 1 | | ■ | | GP | | | | | | | pCi/L |
| Thorium-228 | <5.7E-01 | 1 | UI | | | GP | | | | | | | pCi/L |
| Thorium-230 | <1.6E-01 | 1 | UI | | | GP | | | | | | | pCi/L |
| Thorium-232 | <1.6E-01 | 1 | UJI | | | GP | | | | | | | pCi/L |
| Total alpha emitters | 4.7E+02 | | | ■ | | | | | | | | | pCi/L |
| Total beta emitters | 3.9E+02 | | | ■ | | | | | | | | | pCi/L |
| Total radium | 1.6E+01 | | | ■ | | | | | | | | | pCi/L |
| Tritium | 9.4E+02 | 1 | | ■ | | GP | 3.9E+03 | 1 | | ■ | | GP | pCi/mL |
| Uranium-233/234 | 2.0E+02 | 1 | | ■ | | GP | | | | | | | pCi/L |
| Uranium-235 | 1.8E+01 | 1 | | ■ | | GP | | | | | | | pCi/L |
| Uranium-238 | 2.4E+02 | 1 | | ■ | | GP | | | | | | | pCi/L |

Notes: Synchronous water levels are measured over approximately a 3–5 day period.
● = exceeded holding time.
■ = exceeded groundwater protection standard. See Appendix A.

# WELL FSB 78

| SRS Coord. | Lat/Longitude | Screen Zone Elevation | Top of Casing | Casing | Pump | Screen Zone |
|---|---|---|---|---|---|---|
| N74764.0<br>E50164.7 | 33.272978 °N<br>81.679932 °W | 217.7-187.7 ft msl | 272.6 ft msl | 4" PVC | V | Water Table (IIB2) |

| SAMPLE DATE | 01/13/98 | 04/07/98 |
|---|---|---|

FIELD DATA

| Constituents | 1Q98 | 2Q98 | Unit |
|---|---|---|---|
| Water elevation | 207.3 | 211.8 | ft msl |
| pH | 3.2 | 3.4 | pH |
| Sp. conductance | 980 | 620 | µS/cm |
| Water temperature | 19.0 | 18.0 | °C |
| Alkalinity as $CaCO_3$ | 0 | 0 | mg/L |
| Turbidity | 1 | 7 | NTU |
| Volumes purged | 4.7 | 2.9 | well vol |
| Sampling code | | | |
| Synchronous water level | 211.3 (03/20/98) | 211.9 (06/30/98) | ft msl |

ANALYTICAL DATA

| Constituents | 1Q98 | DF | Mod | ST | H | Lab | 2Q98 | DF | Mod | ST | H | Lab | Unit |
|---|---|---|---|---|---|---|---|---|---|---|---|---|---|
| ***Inorganic Constituents*** | | | | | | | | | | | | | |
| Antimony, total recoverable | <10 | 1 | | | | GE | | | | | | | µg/L |
| Arsenic, total recoverable | <5.0 | 1 | | | | GE | | | | | | | µg/L |
| Barium, total recoverable | 330 | 1 | | | | GE | | | | | | | µg/L |
| Cadmium, total recoverable | 6.5 | 1 | | ■ | | GE | 19 | 1 | | ■ | | GE | µg/L |
| Chromium, total recoverable | 3.1 | 1 | JE | | | GE | | | | | | | µg/L |
| Cobalt, total recoverable | 14 | 1 | | ■ | | GE | | | | | | | µg/L |
| Copper, total recoverable | 50 | 1 | | | | GE | | | | | | | µg/L |
| Cyanide | <10 | 1 | | | | GE | | | | | | | µg/L |
| Lead, total recoverable | <5.0 | 1 | | | | GE | 2.2 | 1 | | | | GE | µg/L |
| Mercury, total recoverable | 0.45 | 1 | | | | GE | | | | | | | µg/L |
| Nickel, total recoverable | 20 | 1 | | | | GE | | | | | | | µg/L |
| Nitrate as nitrogen | | | | | | | | | | | | | |
| Nitrate-nitrite as nitrogen | 100,000 | 80 | | ■ | | GE | 67,000 | 40 | V | ■ | | GE | µg/L |
| Selenium, total recoverable | <2.0 | 1 | JEV | | | GE | | | | | | | µg/L |
| Silver, total recoverable | 0.92 | 1 | JE | | | GE | | | | | | | µg/L |
| Thallium, total recoverable | 5.7 | 1 | | ■ | | GE | | | | | | | µg/L |
| Vanadium, total recoverable | 0.65 | 1 | JE | | | GE | | | | | | | µg/L |
| Zinc, total recoverable | 64 | 1 | V | | | GE | | | | | | | µg/L |
| ***Organic Constituents*** | | | | | | | | | | | | | |
| Benzene | <1.0 | 1 | | | | GE | | | | | | | µg/L |
| Bis(2-ethylhexyl) phthalate | <10 | 1 | | | | GE | | | | | | | µg/L |
| Dichloromethane | <1.7 | 1 | V | | | GE | | | | | | | µg/L |
| Phenols | <5.0 | 1 | | | | GE | | | | | | | µg/L |
| Tetrachloroethylene | 0 34 | 1 | JE | | | GE | | | | | | | µg/L |
| Trichloroethylene | 0 57 | 1 | JE | | | GE | | | | | | | µg/L |
| Trichlorofluoromethane | <1.0 | 1 | | | | GE | | | | | | | µg/L |

Notes: Synchronous water levels are measured over approximately a 3–5 day period.
● = exceeded holding time.
■ = exceeded groundwater protection standard. See Appendix A.

## WELL FSB 78 (cont.)

| Constituents | 1Q98 | DF | Mod | ST | H | Lab | 2Q98 | DF | Mod | ST | H | Lab | Unit |
|---|---|---|---|---|---|---|---|---|---|---|---|---|---|
| ***Radioactive Constituents*** | | | | | | | | | | | | | |
| Americium-241 | 4.5E+01 | 1 | | ■ | | GP | | | | | | | pCi/L |
| Cesium-137 | 2.0E+02 | 1 | | ■ | | GP | | | | | | | pCi/L |
| Cobalt-60 | <-2.9E-01 | 1 | UI | | | GP | | | | | | | pCi/L |
| Curium-242 | <9.3E-02 | 1 | UI | | | GP | | | | | | | pCi/L |
| Curium-243/244 | 4.9E+01 | 1 | | ■ | | GP | | | | | | | pCi/L |
| Curium-245/246 | 8.1E-01 | 1 | | | | GP | | | | | | | pCi/L |
| Gross alpha | 9.6E+02 | 1 | | ■ | | GP | 3.9E+02 | 1 | | ■ | | GP | pCi/L |
| Iodine-129 | 2.0E+02 | 1 | | ■ | | GP | | | | | | | pCi/L |
| Nonvolatile beta | 8.9E+02 | 1 | | ■ | | GP | 1.8E+03 | 1 | V | ■ | | GP | pCi/L |
| Plutonium-238 | <3.0E-01 | 1 | UI | | | GP | | | | | | | pCi/L |
| Plutonium-239/240 | <2.7E-02 | 1 | UI | | | GP | | | | | | | pCi/L |
| Radium-226 | 3.5E+00 | 1 | | | | GP | | | | | | | pCi/L |
| Radium-228 | 7.1E+01 | 1 | | ■ | | GP | | | | | | | pCi/L |
| Strontium-90 | 2.9E+02 | 1 | | ■ | | GP | | | | | | | pCi/L |
| Technetium-99 | 7.4E+01 | 1 | | ■ | | GP | | | | | | | pCi/L |
| Thorium-228 | 2.0E+00 | 1 | | | | GP | | | | | | | pCi/L |
| Thorium-230 | <1.1E-01 | 1 | UI | | | GP | | | | | | | pCi/L |
| Thorium-232 | <1.5E-01 | 1 | UJI | | | GP | | | | | | | pCi/L |
| Total alpha emitters | 1.3E+03 | | | ■ | | | | | | | | | pCi/L |
| Total beta emitters | 8.4E+02 | | | ■ | | | | | | | | | pCi/L |
| Total radium | 7.5E+01 | | | | | | | | | | | | pCi/L |
| Tritium | 3.5E+03 | 1 | | ■ | | GP | 2.1E+03 | 1 | | ■ | | GP | pCi/mL |
| Uranium-233/234 | 2.6E+02 | 1 | | ■ | | GP | | | | | | | pCi/L |
| Uranium-235 | 3.4E+01 | 1 | | ■ | | GP | | | | | | | pCi/L |
| Uranium-238 | 8.8E+02 | 1 | | ■ | | GP | | | | | | | pCi/L |

Notes: Synchronous water levels are measured over approximately a 3–5 day period.
● = exceeded holding time.
■ = exceeded groundwater protection standard. See Appendix A.

# WELL FSB 78A

| SRS Coord. | Lat/Longitude | Screen Zone Elevation | Top of Casing | Casing | Pump | Screen Zone |
|---|---|---|---|---|---|---|
| N74757.7<br>E50172.8 | 33.272977 °N<br>81.679898 °W | 37.5-27.0 ft msl | 272.6 ft msl | 4" PVC | S | L. Congaree (IIA) |

| SAMPLE DATE | 01/26/98 | 04/20/98 |
|---|---|---|

FIELD DATA

| Constituents | 1Q98 | 2Q98 | Unit |
|---|---|---|---|
| Water elevation | | 157.2 | ft msl |
| pH | | 6.2 | pH |
| Sp. conductance | | 100 | µS/cm |
| Water temperature | | 16.0 | °C |
| Alkalinity as $CaCO_3$ | | 29 | mg/L |
| Turbidity | | 5 | NTU |
| Volumes purged | | 2.6 | well vol |
| Sampling code | P | | |
| Synchronous water level | 157.25 (03/20/98) | 157.1 (06/30/98) | ft msl |

ANALYTICAL DATA

| Constituents | 1Q98 | DF | Mod | ST | H | Lab | 2Q98 | DF | Mod | ST | H | Lab | Unit |
|---|---|---|---|---|---|---|---|---|---|---|---|---|---|
| ***Inorganic Constituents*** | | | | | | | | | | | | | |
| Antimony, total recoverable | | | | | | | | | | | | | |
| Arsenic, total recoverable | | | | | | | | | | | | | |
| Barium, total recoverable | | | | | | | | | | | | | |
| Cadmium, total recoverable | | | | | | | <1.0 | 1 | | | | GE | µg/L |
| Chromium, total recoverable | | | | | | | | | | | | | |
| Cobalt, total recoverable | | | | | | | | | | | | | |
| Copper, total recoverable | | | | | | | | | | | | | |
| Cyanide | | | | | | | | | | | | | |
| Lead, total recoverable | | | | | | | 1.2 | 1 | JE | | | GE | µg/L |
| Mercury, total recoverable | | | | | | | | | | | | | |
| Nickel, total recoverable | | | | | | | | | | | | | |
| Nitrate as nitrogen | | | | | | | | | | | | | |
| Nitrate-nitrite as nitrogen | | | | | | | 270 | 1 | | | | GE | µg/L |
| Selenium, total recoverable | | | | | | | | | | | | | |
| Silver, total recoverable | | | | | | | | | | | | | |
| Thallium, total recoverable | | | | | | | | | | | | | |
| Vanadium, total recoverable | | | | | | | | | | | | | |
| Zinc, total recoverable | | | | | | | | | | | | | |
| ***Organic Constituents*** | | | | | | | | | | | | | |
| Benzene | | | | | | | | | | | | | |
| Bis(2-ethylhexyl) phthalate | | | | | | | | | | | | | |
| Dichloromethane | | | | | | | | | | | | | |
| Phenols | | | | | | | | | | | | | |
| Tetrachloroethylene | | | | | | | | | | | | | |
| Trichloroethylene | | | | | | | | | | | | | |
| Trichlorofluoromethane | | | | | | | | | | | | | |

Notes: Synchronous water levels are measured over approximately a 3–5 day period.
● = exceeded holding time.
■ = exceeded groundwater protection standard. See Appendix A.

## WELL FSB 78A (cont.)

| Constituents | 1Q98 | DF | Mod | ST | H | Lab | 2Q98 | DF | Mod | ST | H | Lab | Unit |
|---|---|---|---|---|---|---|---|---|---|---|---|---|---|
| ***Radioactive Constituents*** | | | | | | | | | | | | | |
| Americium-241 | | | | | | | | | | | | | |
| Cesium-137 | | | | | | | | | | | | | |
| Cobalt-60 | | | | | | | | | | | | | |
| Curium-242 | | | | | | | | | | | | | |
| Curium-243/244 | | | | | | | | | | | | | |
| Curium-245/246 | | | | | | | | | | | | | |
| Gross alpha | | | | | | | 4.2E-01 | 1 | | | | GP | pCi/L |
| Iodine-129 | | | | | | | | | | | | | |
| Nonvolatile beta | | | | | | | 1.8E+00 | 1 | | | | GP | pCi/L |
| Plutonium-238 | | | | | | | | | | | | | |
| Plutonium-239/240 | | | | | | | | | | | | | |
| Radium-226 | | | | | | | | | | | | | |
| Radium-228 | | | | | | | | | | | | | |
| Strontium-90 | | | | | | | | | | | | | |
| Technetium-99 | | | | | | | | | | | | | |
| Thorium-228 | | | | | | | | | | | | | |
| Thorium-230 | | | | | | | | | | | | | |
| Thorium-232 | | | | | | | | | | | | | |
| Total alpha emitters | | | | | | | | | | | | | |
| Total beta emitters | | | | | | | | | | | | | |
| Total radium | | | | | | | | | | | | | |
| Tritium | | | | | | | 5.9E+00 | 1 | | | | GP | pCi/mL |
| Uranium-233/234 | | | | | | | | | | | | | |
| Uranium-235 | | | | | | | | | | | | | |
| Uranium-238 | | | | | | | | | | | | | |

Notes: Synchronous water levels are measured over approximately a 3–5 day period.
● = exceeded holding time.
■ = exceeded groundwater protection standard. See Appendix A.

# WELL FSB 78B

| SRS Coord. | Lat/Longitude | Screen Zone Elevation | Top of Casing | Casing | Pump | Screen Zone |
|---|---|---|---|---|---|---|
| N74765.9<br>E50178.8 | 33.273005 °N<br>81.679898 °W | 92.8-82.4 ft msl | 272.8 ft msl | 4" PVC | S | U. Congaree (IIA) |

| SAMPLE DATE | 01/26/98 | 04/02/98 |
|---|---|---|

FIELD DATA

| Constituents | 1Q98 | 2Q98 | Unit |
|---|---|---|---|
| Water elevation | 154.6 | 155.5 | ft msl |
| pH | 6.9 | 6.9 | pH |
| Sp. conductance | 210 | 210 | µS/cm |
| Water temperature | 20.1 | 21.2 | °C |
| Alkalinity as $CaCO_3$ | 82 | 82 | mg/L |
| Turbidity | 6 | 1 | NTU |
| Volumes purged | 2.5 | 2.3 | well vol |
| Sampling code | | | |
| Synchronous water level | 155.6 (03/20/98) | 155.4 (06/30/98) | ft msl |

ANALYTICAL DATA

| Constituents | 1Q98 | DF | Mod | ST | H | Lab | 2Q98 | DF | Mod | ST | H | Lab | Unit |
|---|---|---|---|---|---|---|---|---|---|---|---|---|---|
| ***Inorganic Constituents*** | | | | | | | | | | | | | |
| Antimony, total recoverable | <10 | 1 | | | | GE | | | | | | | µg/L |
| Arsenic, total recoverable | <5.0 | 1 | | | | GE | | | | | | | µg/L |
| Barium, total recoverable | 46 | 1 | | | | GE | | | | | | | µg/L |
| Cadmium, total recoverable | <4.7 | 1 | | | | WA | <1.0 | 1 | | | | GE | µg/L |
| Chromium, total recoverable | 2.1 | 1 | JE | | | GE | | | | | | | µg/L |
| Cobalt, total recoverable | <4.5 | 1 | | | | WA | | | | | | | µg/L |
| Copper, total recoverable | 5.0 | 1 | JE | | | GE | | | | | | | µg/L |
| Cyanide | <10 | 1 | | | | GE | | | | | | | µg/L |
| Lead, total recoverable | <0.75 | 1 | JEV | | | GE | <2.0 | 1 | | | | GE | µg/L |
| Mercury, total recoverable | <0.20 | 1 | | | | GE | | | | | | | µg/L |
| Nickel, total recoverable | <5.0 | 1 | | | | GE | | | | | | | µg/L |
| Nitrate as nitrogen | | | | | | | | | | | | | |
| Nitrate-nitrite as nitrogen | 6,600 | 5 | V | | | GE | 6,100 | 5 | | | | GE | µg/L |
| Selenium, total recoverable | <5.0 | 1 | | | | GE | | | | | | | µg/L |
| Silver, total recoverable | <5.0 | 1 | | | | GE | | | | | | | µg/L |
| Thallium, total recoverable | <5.0 | 1 | | | | GE | | | | | | | µg/L |
| Vanadium, total recoverable | <5.0 | 1 | | | | GE | | | | | | | µg/L |
| Zinc, total recoverable | <2.6 | 1 | JEV | | | GE | | | | | | | µg/L |
| ***Organic Constituents*** | | | | | | | | | | | | | |
| Benzene | <1.0 | 1 | J1 | | ● | GE | | | | | | | µg/L |
| Bis(2-ethylhexyl) phthalate | <1.8 | 1 | V | | | WA | | | | | | | µg/L |
| Dichloromethane | <1.0 | 1 | J1 | | ● | GE | | | | | | | µg/L |
| Phenols | <5.0 | 1 | | | | GE | | | | | | | µg/L |
| Tetrachloroethylene | 0.52 | 1 | JE | | | GE | | | | | | | µg/L |
| Trichloroethylene | <1.0 | 1 | J1 | | ● | GE | | | | | | | µg/L |
| Trichlorofluoromethane | <1.0 | 1 | J1 | | ● | GE | | | | | | | µg/L |

Notes: Synchronous water levels are measured over approximately a 3–5 day period.
● = exceeded holding time.
■ = exceeded groundwater protection standard. See Appendix A.

## WELL FSB 78B (cont.)

| Constituents | 1Q98 | DF | Mod | ST | H | Lab | 2Q98 | DF | Mod | ST | H | Lab | Unit |
|---|---|---|---|---|---|---|---|---|---|---|---|---|---|
| ***Radioactive Constituents*** | | | | | | | | | | | | | |
| Americium-241 | <1.9E-02 | 1 | UI | | | GP | | | | | | | pCi/L |
| Cesium-137 | <-1.2E-01 | 1 | UI | | | GP | | | | | | | pCi/L |
| Cobalt-60 | <4.0E-01 | 1 | UI | | | GP | | | | | | | pCi/L |
| Curium-242 | <0.0E+00 | 1 | UI | | | TM | | | | | | | pCi/L |
| Curium-243/244 | <-9.0E-02 | 1 | UI | | | TM | | | | | | | pCi/L |
| Curium-245/246 | <6.8E-02 | 1 | UI | | | GP | | | | | | | pCi/L |
| Gross alpha | 4.3E+00 | 1 | | | | TM | 1.7E+00 | 1 | | | | GP | pCi/L |
| Iodine-129 | <-1.5E-01 | 1 | UI | | | GP | | | | | | | pCi/L |
| Nonvolatile beta | 8.8E+00 | 1 | J | | | TM | 3.6E+00 | 1 | | | | GP | pCi/L |
| Plutonium-238 | <1.0E-01 | 1 | UI | | | TM | | | | | | | pCi/L |
| Plutonium-239/240 | <0.0E+00 | 1 | UI | | | TM | | | | | | | pCi/L |
| Radium-226 | 1.3E+00 | 1 | | | | GP | | | | | | | pCi/L |
| Radium-228 | 3.8E+00 | 1 | J | | | GP | | | | | | | pCi/L |
| Strontium-90 | <1.7E-01 | 1 | UI | | | GP | | | | | | | pCi/L |
| Technetium-99 | <3.3E+00 | 1 | UI | | | GP | | | | | | | pCi/L |
| Thorium-228 | 1.7E+00 | 1 | | | | GP | | | | | | | pCi/L |
| Thorium-230 | 3.8E-01 | 1 | | | | TM | | | | | | | pCi/L |
| Thorium-232 | <0.0E+00 | 1 | UI | | | GP | | | | | | | pCi/L |
| Total alpha emitters | 2.1E+00 | | | | | | | | | | | | pCi/L |
| Total beta emitters | 3.8E+00 | | | | | | | | | | | | pCi/L |
| Total radium | 5.1E+00 | | | | | | | | | | | | pCi/L |
| Tritium | 1.5E+02 | 1 | | ■ | | TM | 1.2E+02 | 1 | J1 | ■ | | GP | pCi/mL |
| Uranium-233/234 | <2.9E-01 | 1 | UI | | | GP | | | | | | | pCi/L |
| Uranium-235 | <-1.0E-02 | 1 | UI | | | TM | | | | | | | pCi/L |
| Uranium-238 | <-1.7E-02 | 1 | UI | | | GP | | | | | | | pCi/L |

Notes: Synchronous water levels are measured over approximately a 3–5 day period.
● = exceeded holding time.
■ = exceeded groundwater protection standard. See Appendix A.

# WELL FSB 78C

| SRS Coord. | Lat/Longitude | Screen Zone Elevation | Top of Casing | Casing | Pump | Screen Zone |
|---|---|---|---|---|---|---|
| N74772.5<br>E50170.2 | 33.273006 °N<br>81.679934 °W | 151.4-141.6 ft msl | 273.5 ft msl | 4" PVC | V | Barnwell (IIB1) |

| SAMPLE DATE | 01/13/98 | 04/07/98 |
|---|---|---|

FIELD DATA

| Constituents | 1Q98 | 2Q98 | Unit |
|---|---|---|---|
| Water elevation | 206.4 | 209.9 | ft msl |
| pH | 3.8 | 3.8 | pH |
| Sp. conductance | 1080 | 1060 | µS/cm |
| Water temperature | 19.0 | 16.0 | °C |
| Alkalinity as $CaCO_3$ | 0 | 0 | mg/L |
| Turbidity | 3 | 1.6 | NTU |
| Volumes purged | 0.024 | 1.1 | well vol |
| Sampling code | XN | XN | |
| Synchronous water level | 209.7 (03/20/98) | 210.6 (06/30/98) | ft msl |

ANALYTICAL DATA

| Constituents | 1Q98 | DF | Mod | ST | H | Lab | 2Q98 | DF | Mod | ST | H | Lab | Unit |
|---|---|---|---|---|---|---|---|---|---|---|---|---|---|
| ***Inorganic Constituents*** | | | | | | | | | | | | | |
| Antimony, total recoverable | <100 | 10 | V | | | GE | | | | | | | µg/L |
| Arsenic, total recoverable | <50 | 10 | | | | GE | | | | | | | µg/L |
| Barium, total recoverable | 590 | 10 | | | | GE | | | | | | | µg/L |
| Cadmium, total recoverable | 18 | 10 | JE | ■ | | GE | 17 | 1 | | ■ | | GE | µg/L |
| Chromium, total recoverable | <50 | 10 | | | | GE | | | | | | | µg/L |
| Cobalt, total recoverable | 280 | 10 | | ■ | | GE | | | | | | | µg/L |
| Copper, total recoverable | <50 | 10 | | | | GE | | | | | | | µg/L |
| Cyanide | <10 | 1 | | | | GE | | | | | | | µg/L |
| Lead, total recoverable | 27 | 10 | JE | ■ | | GE | 26 | 1 | | ■ | | GE | µg/L |
| Mercury, total recoverable | <0.20 | 1 | | | | GE | | | | | | | µg/L |
| Nickel, total recoverable | 130 | 10 | | ■ | | GE | | | | | | | µg/L |
| Nitrate as nitrogen | | | | | | | | | | | | | |
| Nitrate-nitrite as nitrogen | 250,000 | 120 | | ■ | | GE | 270,000 | 100 | J | ■ | | GE | µg/L |
| Selenium, total recoverable | <50 | 10 | V | | | GE | | | | | | | µg/L |
| Silver, total recoverable | <50 | 10 | | | | GE | | | | | | | µg/L |
| Thallium, total recoverable | 34 | 10 | JE | ■ | | GE | | | | | | | µg/L |
| Vanadium, total recoverable | <50 | 10 | | | | GE | | | | | | | µg/L |
| Zinc, total recoverable | 580 | 10 | V | | | GE | | | | | | | µg/L |
| ***Organic Constituents*** | | | | | | | | | | | | | |
| Benzene | <1.0 | 1 | J | | | GE | | | | | | | µg/L |
| Bis(2-ethylhexyl) phthalate | <10 | 1 | | | | GE | | | | | | | µg/L |
| Dichloromethane | <1.7 | 1 | JV | | | GE | | | | | | | µg/L |
| Phenols | 20 | 1 | | ■ | | GE | | | | | | | µg/L |
| Tetrachloroethylene | <1.0 | 1 | J | | | GE | | | | | | | µg/L |
| Trichloroethylene | <1.0 | 1 | J | | | GE | | | | | | | µg/L |
| Trichlorofluoromethane | <1.0 | 1 | J | | | GE | | | | | | | µg/L |

Notes: Synchronous water levels are measured over approximately a 3–5 day period.
● = exceeded holding time.
■ = exceeded groundwater protection standard. See Appendix A.

## WELL FSB 78C (cont.)

| Constituents | 1Q98 | DF | Mod | ST | H | Lab | 2Q98 | DF | Mod | ST | H | Lab | Unit |
|---|---|---|---|---|---|---|---|---|---|---|---|---|---|
| ***Radioactive Constituents*** | | | | | | | | | | | | | |
| Americium-241 | <6.5E-02 | 1 | UI | | | GP | | | | | | | pCi/L |
| Cesium-137 | <1.5E+00 | 1 | UI | | | GP | | | | | | | pCi/L |
| Cobalt-60 | <1.5E+00 | 1 | UI | | | GP | | | | | | | pCi/L |
| Curium-242 | <-5.3E-02 | 1 | UI | | | GP | | | | | | | pCi/L |
| Curium-243/244 | <7.5E-02 | 1 | UI | | | GP | | | | | | | pCi/L |
| Curium-245/246 | <1.5E-01 | 1 | UI | | | GP | | | | | | | pCi/L |
| Gross alpha | 1.6E+02 | 1 | | ■ | | GP | 2.2E+02 | 1 | | ■ | | GP | pCi/L |
| Iodine-129 | 6.3E+01 | 1 | | ■ | | GP | | | | | | | pCi/L |
| Nonvolatile beta | 1.2E+03 | 1 | | ■ | | GP | 1.3E+03 | 1 | V | ■ | | GP | pCi/L |
| Plutonium-238 | <2.1E-01 | 1 | UI | | | GP | | | | | | | pCi/L |
| Plutonium-239/240 | <-1.6E-02 | 1 | UI | | | GP | | | | | | | pCi/L |
| Radium-226 | 3.9E+01 | 1 | | ■ | | GP | | | | | | | pCi/L |
| Radium-228 | 1.6E+01 | 1 | | ■ | | GP | | | | | | | pCi/L |
| Strontium-90 | 3.8E+02 | 1 | | ■ | | GP | | | | | | | pCi/L |
| Technetium-99 | 2.4E+02 | 1 | | ■ | | GP | | | | | | | pCi/L |
| Thorium-228 | <2.1E-01 | 1 | UI | | | GP | | | | | | | pCi/L |
| Thorium-230 | <3.1E-02 | 1 | UI | | | GP | | | | | | | pCi/L |
| Thorium-232 | <-2.1E-02 | 1 | UJI | | | GP | | | | | | | pCi/L |
| Total alpha emitters | 1.2E+02 | | | ■ | | | | | | | | | pCi/L |
| Total beta emitters | 7.0E+02 | | | ■ | | | | | | | | | pCi/L |
| Total radium | 5.5E+01 | | | | | | | | | | | | pCi/L |
| Tritium | 8.2E+03 | 1 | | ■ | | GP | 8.8E+03 | 1 | | ■ | | GP | pCi/mL |
| Uranium-233/234 | 5.1E+01 | 1 | | ■ | | GP | | | | | | | pCi/L |
| Uranium-235 | 3.6E+00 | 1 | | | | GP | | | | | | | pCi/L |
| Uranium-238 | 6.0E+01 | 1 | | ■ | | GP | | | | | | | pCi/L |

Notes: Synchronous water levels are measured over approximately a 3–5 day period.
● = exceeded holding time.
■ = exceeded groundwater protection standard. See Appendix A.

# WELL FSB 79

| SRS Coord. | Lat/Longitude | Screen Zone Elevation | Top of Casing | Casing | Pump | Screen Zone |
|---|---|---|---|---|---|---|
| N73663.1<br>E50139.7 | 33.270502 °N<br>81.677859 °W | 204.1-174.1 ft msl | 217.8 ft msl | 4" PVC | V | Water Table (IIB2) |

| SAMPLE DATE | 01/19/98 | 04/22/98 |
|---|---|---|

FIELD DATA

| Constituents | 1Q98 | 2Q98 | Unit |
|---|---|---|---|
| Water elevation | 202.4 | 204.1 | ft msl |
| pH | 3.2 | 3.2 | pH |
| Sp. conductance | 1080 | 1060 | µS/cm |
| Water temperature | 17.0 | 16.0 | °C |
| Alkalinity as $CaCO_3$ | 0 | 0 | mg/L |
| Turbidity | 1 | 1 | NTU |
| Volumes purged | 3.2 | 2.4 | well vol |
| Sampling code | | | |
| Synchronous water level | 201.6 (03/18/98) | 190.6 (06/29/98) | ft msl |

ANALYTICAL DATA

| Constituents | 1Q98 | DF | Mod | ST | H | Lab | 2Q98 | DF | Mod | ST | H | Lab | Unit |
|---|---|---|---|---|---|---|---|---|---|---|---|---|---|
| ***Inorganic Constituents*** | | | | | | | | | | | | | |
| Antimony, total recoverable | <100 | 10 | | | | GE | | | | | | | µg/L |
| Arsenic, total recoverable | <50 | 10 | | | | GE | | | | | | | µg/L |
| Barium, total recoverable | 1,000 | 10 | | | | GE | | | | | | | µg/L |
| Cadmium, total recoverable | 9.5 | 10 | JE | ■ | | GE | 9.2 | 1 | | ■ | | GE | µg/L |
| Chromium, total recoverable | 38 | 10 | JE | | | GE | | | | | | | µg/L |
| Cobalt, total recoverable | 860 | 10 | | ■ | | GE | | | | | | | µg/L |
| Copper, total recoverable | 200 | 10 | | | | GE | | | | | | | µg/L |
| Cyanide | <10 | 1 | | | | GE | | | | | | | µg/L |
| Lead, total recoverable | 39 | 10 | JEV | ■ | | GE | 1.9 | 1 | JE | | | GE | µg/L |
| Mercury, total recoverable | 0.51 | 1 | | | | GE | | | | | | | µg/L |
| Nickel, total recoverable | 130 | 10 | | ■ | | GE | | | | | | | µg/L |
| Nitrate as nitrogen | | | | | | | | | | | | | |
| Nitrate-nitrite as nitrogen | 220,000 | 200 | | ■ | | GE | 290,000 | 100 | JV3 | ■ | | GE | µg/L |
| Selenium, total recoverable | <50 | 10 | V | | | GE | | | | | | | µg/L |
| Silver, total recoverable | <50 | 10 | | | | GE | | | | | | | µg/L |
| Thallium, total recoverable | 43 | 10 | JE | ■ | | GE | | | | | | | µg/L |
| Vanadium, total recoverable | <50 | 10 | | | | GE | | | | | | | µg/L |
| Zinc, total recoverable | 230 | 10 | V | | | GE | | | | | | | µg/L |
| ***Organic Constituents*** | | | | | | | | | | | | | |
| Benzene | <1.0 | 1 | | | | GE | | | | | | | µg/L |
| Bis(2-ethylhexyl) phthalate | <11 | 1 | | | | GE | | | | | | | µg/L |
| Dichloromethane | <2.5 | 1 | V | | | GE | | | | | | | µg/L |
| Phenols | 8.8 | 1 | | ■ | | GE | | | | | | | µg/L |
| Tetrachloroethylene | <1.0 | 1 | | | | GE | | | | | | | µg/L |
| Trichloroethylene | <1.0 | 1 | | | | GE | | | | | | | µg/L |
| Trichlorofluoromethane | <1.0 | 1 | | | | GE | | | | | | | µg/L |

Notes: Synchronous water levels are measured over approximately a 3–5 day period.
● = exceeded holding time.
■ = exceeded groundwater protection standard. See Appendix A.

## WELL FSB 79 (cont.)

| Constituents | 1Q98 | DF | Mod | ST | H | Lab | 2Q98 | DF | Mod | ST | H | Lab | Unit |
|---|---|---|---|---|---|---|---|---|---|---|---|---|---|
| ***Radioactive Constituents*** | | | | | | | | | | | | | |
| Americium-241 | 5.3E+01 | 1 | | ■ | | GP | | | | | | | pCi/L |
| Cesium-137 | <-5.9E-01 | 1 | UI | | | GP | | | | | | | pCi/L |
| Cobalt-60 | <-2.1E-01 | 1 | UI | | | GP | | | | | | | pCi/L |
| Curium-242 | <9.5E-02 | 1 | UI | | | GP | | | | | | | pCi/L |
| Curium-243/244 | 1.1E+02 | 1 | | ■ | | GP | | | | | | | pCi/L |
| Curium-245/246 | 1.3E+00 | 1 | | | | GP | | | | | | | pCi/L |
| Gross alpha | 4.2E+02 | 1 | | ■ | | GP | 1.6E+03 | 1 | | ■ | | GP | pCi/L |
| Iodine-129 | 3.8E+01 | 1 | | | | GP | | | | | | | pCi/L |
| Nonvolatile beta | 5.9E+02 | 1 | | ■ | | GP | 1.6E+03 | 1 | | ■ | | GP | pCi/L |
| Plutonium-238 | <7.5E-01 | 1 | UJI1 | | | GP | | | | | | | pCi/L |
| Plutonium-239/240 | <1.1E-01 | 1 | UI | | | GP | | | | | | | pCi/L |
| Radium-226 | 5.3E+01 | 1 | | ■ | | GP | | | | | | | pCi/L |
| Radium-228 | 2.6E+01 | 1 | J | ■ | | GP | | | | | | | pCi/L |
| Strontium-90 | 2.8E+02 | 1 | V | ■ | | GP | | | | | | | pCi/L |
| Technetium-99 | 1.0E+02 | 1 | | ■ | | GP | | | | | | | pCi/L |
| Thorium-228 | 5.7E-01 | 1 | R4 | | | GP | | | | | | | pCi/L |
| Thorium-230 | <9.7E-02 | 1 | UI | | | GP | | | | | | | pCi/L |
| Thorium-232 | <2.3E-02 | 1 | UI | | | GP | | | | | | | pCi/L |
| Total alpha emitters | 1.0E+03 | | | ■ | | | | | | | | | pCi/L |
| Total beta emitters | 4.4E+02 | | | ■ | | | | | | | | | pCi/L |
| Total radium | 7.8E+01 | | | | | | | | | | | | pCi/L |
| Tritium | 9.8E+03 | 1 | | ■ | | GP | 1.3E+04 | 1 | | ■ | | GP | pCi/mL |
| Uranium-233/234 | 3.2E+02 | 1 | | ■ | | GP | | | | | | | pCi/L |
| Uranium-235 | 3.5E+01 | 1 | R4 | ■ | | GP | | | | | | | pCi/L |
| Uranium-238 | 5.6E+02 | 1 | | ■ | | GP | | | | | | | pCi/L |

Notes: Synchronous water levels are measured over approximately a 3–5 day period.
● = exceeded holding time.
■ = exceeded groundwater protection standard. See Appendix A.

## WELL FSB 79A

| SRS Coord. | Lat/Longitude | Screen Zone Elevation | Top of Casing | Casing | Pump | Screen Zone |
|---|---|---|---|---|---|---|
| N73664.5<br>E50149.6 | 33.270522 °N<br>81.677836 °W | 34.4-24.0 ft msl | 218.1 ft msl | 4" PVC | S | L. Congaree (IIA) |

| SAMPLE DATE | 01/12/98 | 04/07/98 |
|---|---|---|

FIELD DATA

| Constituents | 1Q98 | 2Q98 | Unit |
|---|---|---|---|
| Water elevation | 158.0 | 159.2 | ft msl |
| pH | 6.2 | 5.7 | pH |
| Sp. conductance | 79 | 79 | µS/cm |
| Water temperature | 19.1 | 20.2 | °C |
| Alkalinity as $CaCO_3$ | 23 | 30 | mg/L |
| Turbidity | 1 | 1 | NTU |
| Volumes purged | 2.3 | 2.1 | well vol |
| Sampling code | | | |
| Synchronous water level | 159.2 (03/18/98) | 159.0 (06/29/98) | ft msl |

ANALYTICAL DATA

| Constituents | 1Q98 | DF | Mod | ST | H | Lab | 2Q98 | DF | Mod | ST | H | Lab | Unit |
|---|---|---|---|---|---|---|---|---|---|---|---|---|---|
| ***Inorganic Constituents*** | | | | | | | | | | | | | |
| Antimony, total recoverable | <10 | 1 | | | | GE | | | | | | | µg/L |
| Arsenic, total recoverable | <5.0 | 1 | | | | GE | | | | | | | µg/L |
| Barium, total recoverable | 18 | 1 | | | | GE | | | | | | | µg/L |
| Cadmium, total recoverable | 0.30 | 1 | JE | | | GE | <1.0 | 1 | | | | GE | µg/L |
| Chromium, total recoverable | 1.4 | 1 | JE | | | GE | | | | | | | µg/L |
| Cobalt, total recoverable | <5.0 | 1 | | | | GE | | | | | | | µg/L |
| Copper, total recoverable | <5.0 | 1 | | | | GE | | | | | | | µg/L |
| Cyanide | <10 | 1 | | | | GE | | | | | | | µg/L |
| Lead, total recoverable | <5.0 | 1 | | | | GE | 0.13 | 1 | JE | | | GE | µg/L |
| Mercury, total recoverable | <0.20 | 1 | | | | GE | | | | | | | µg/L |
| Nickel, total recoverable | <5.0 | 1 | | | | GE | | | | | | | µg/L |
| Nitrate as nitrogen | | | | | | | | | | | | | |
| Nitrate-nitrite as nitrogen | 1,100 | 1 | | | | GE | 500 | 1 | V | | | GE | µg/L |
| Selenium, total recoverable | <5.0 | 1 | | | | GE | | | | | | | µg/L |
| Silver, total recoverable | <0.91 | 1 | JEV | | | GE | | | | | | | µg/L |
| Thallium, total recoverable | <5.0 | 1 | | | | GE | | | | | | | µg/L |
| Vanadium, total recoverable | <5.0 | 1 | | | | GE | | | | | | | µg/L |
| Zinc, total recoverable | <3.8 | 1 | JEV | | | GE | | | | | | | µg/L |
| ***Organic Constituents*** | | | | | | | | | | | | | |
| Benzene | <1.0 | 1 | | | | GE | | | | | | | µg/L |
| Bis(2-ethylhexyl) phthalate | <10 | 1 | | | | GE | | | | | | | µg/L |
| Dichloromethane | <1.2 | 1 | V | | | GE | | | | | | | µg/L |
| Phenols | <5.0 | 1 | | | | GE | | | | | | | µg/L |
| Tetrachloroethylene | <1.0 | 1 | | | | GE | | | | | | | µg/L |
| Trichloroethylene | <1.0 | 1 | | | | GE | | | | | | | µg/L |
| Trichlorofluoromethane | <1.0 | 1 | | | | GE | | | | | | | µg/L |

Notes: Synchronous water levels are measured over approximately a 3–5 day period.
● = exceeded holding time.
■ = exceeded groundwater protection standard. See Appendix A.

## WELL FSB 79A (cont.)

| Constituents | 1Q98 | DF | Mod | ST | H | Lab | 2Q98 | DF | Mod | ST | H | Lab | Unit |
|---|---|---|---|---|---|---|---|---|---|---|---|---|---|
| ***Radioactive Constituents*** | | | | | | | | | | | | | |
| Americium-241 | <-4.5E-02 | 1 | UI | | | GP | | | | | | | pCi/L |
| Cesium-137 | <1.4E-01 | 1 | UI | | | GP | | | | | | | pCi/L |
| Cobalt-60 | <2.2E-01 | 1 | UI | | | GP | | | | | | | pCi/L |
| Curium-242 | <-1.5E-02 | 1 | UI | | | GP | | | | | | | pCi/L |
| Curium-243/244 | <2.0E-01 | 1 | UI | | | GP | | | | | | | pCi/L |
| Curium-245/246 | <0.0E+00 | 1 | UI | | | GP | | | | | | | pCi/L |
| Gross alpha | <1.2E-01 | 1 | UI | | | GP | 5.3E-01 | 1 | J2 | | | GP | pCi/L |
| Iodine-129 | <9.1E-02 | 1 | UI | | | GP | | | | | | | pCi/L |
| Nonvolatile beta | 1.6E+00 | 1 | | | | GP | 1.3E+00 | 1 | | | | GP | pCi/L |
| Plutonium-238 | <4.2E-02 | 1 | UI | | | GP | | | | | | | pCi/L |
| Plutonium-239/240 | <-4.5E-02 | 1 | UI | | | GP | | | | | | | pCi/L |
| Radium-226 | <1.2E-01 | 1 | UI | | | GP | | | | | | | pCi/L |
| Radium-228 | 2.2E+00 | 1 | | | | GP | | | | | | | pCi/L |
| Strontium-90 | <7.3E-01 | 1 | UI | | | GP | | | | | | | pCi/L |
| Technetium-99 | <-1.7E+01 | 1 | UI | | | GP | | | | | | | pCi/L |
| Thorium-228 | <-5.0E-03 | 1 | UI | | | GP | | | | | | | pCi/L |
| Thorium-230 | 9.8E-02 | 1 | | | | GP | | | | | | | pCi/L |
| Thorium-232 | <9.8E-04 | 1 | UI | | | GP | | | | | | | pCi/L |
| Total alpha emitters | 9.8E-02 | | | | | | | | | | | | pCi/L |
| Total beta emitters | 2.2E+00 | | | | | | | | | | | | pCi/L |
| Total radium | 2.2E+00 | | | | | | | | | | | | pCi/L |
| Tritium | 7.6E+00 | 1 | | | | GP | 1.0E+01 | 1 | | | | GP | pCi/mL |
| Uranium-233/234 | <-3.4E-02 | 1 | UI | | | GP | | | | | | | pCi/L |
| Uranium-235 | <7.1E-02 | 1 | UI | | | GP | | | | | | | pCi/L |
| Uranium-238 | <0.0E+00 | 1 | UJI | | | GP | | | | | | | pCi/L |

Notes: Synchronous water levels are measured over approximately a 3–5 day period.
● = exceeded holding time.
■ = exceeded groundwater protection standard. See Appendix A.

# WELL FSB 79B

| SRS Coord. | Lat/Longitude | Screen Zone Elevation | Top of Casing | Casing | Pump | Screen Zone |
|---|---|---|---|---|---|---|
| N73666.1<br>E50159.2 | 33.270541 °N<br>81.677813 °W | 91.2-80.7 ft msl | 218.2 ft msl | 4" PVC | S | U. Congaree (IIA) |

| SAMPLE DATE | 01/12/98 | 04/07/98 |
|---|---|---|

FIELD DATA

| Constituents | 1Q98 | 2Q98 | Unit |
|---|---|---|---|
| Water elevation | 158.2 | 159.5 | ft msl |
| pH | 6.7 | 6.7 | pH |
| Sp. conductance | 170 | 170 | µS/cm |
| Water temperature | 19.4 | 21.2 | °C |
| Alkalinity as $CaCO_3$ | 73 | 52 | mg/L |
| Turbidity | 0 | 1 | NTU |
| Volumes purged | 2.5 | 2.5 | well vol |
| Sampling code | | | |
| Synchronous water level | 159.4 (03/18/98) | 159.3 (06/29/98) | ft msl |

ANALYTICAL DATA

| Constituents | 1Q98 | DF | Mod | ST | H | Lab | 2Q98 | DF | Mod | ST | H | Lab | Unit |
|---|---|---|---|---|---|---|---|---|---|---|---|---|---|
| ***Inorganic Constituents*** | | | | | | | | | | | | | |
| Antimony, total recoverable | <10 | 1 | | | | GE | | | | | | | µg/L |
| Arsenic, total recoverable | <5.0 | 1 | | | | GE | | | | | | | µg/L |
| Barium, total recoverable | 29 | 1 | | | | GE | | | | | | | µg/L |
| Cadmium, total recoverable | <5.0 | 1 | | | | GE | <1.0 | 1 | | | | GE | µg/L |
| Chromium, total recoverable | 2.0 | 1 | JE | | | GE | | | | | | | µg/L |
| Cobalt, total recoverable | <5.0 | 1 | | | | GE | | | | | | | µg/L |
| Copper, total recoverable | <5.0 | 1 | | | | GE | | | | | | | µg/L |
| Cyanide | <10 | 1 | | | | GE | | | | | | | µg/L |
| Lead, total recoverable | <0.95 | 1 | JEV | | | GE | 0.090 | 1 | JE | | | GE | µg/L |
| Mercury, total recoverable | <0.20 | 1 | | | | GE | | | | | | | µg/L |
| Nickel, total recoverable | <5.0 | 1 | | | | GE | | | | | | | µg/L |
| Nitrate as nitrogen | | | | | | | | | | | | | |
| Nitrate-nitrite as nitrogen | 2,600 | 3 | | | | GE | 2,800 | 5 | | | | WA | µg/L |
| Selenium, total recoverable | <2.1 | 1 | JEV | | | GE | | | | | | | µg/L |
| Silver, total recoverable | <1.1 | 1 | JEV | | | GE | | | | | | | µg/L |
| Thallium, total recoverable | <5.0 | 1 | | | | GE | | | | | | | µg/L |
| Vanadium, total recoverable | <5.0 | 1 | | | | GE | | | | | | | µg/L |
| Zinc, total recoverable | <2.8 | 1 | JEV | | | GE | | | | | | | µg/L |
| ***Organic Constituents*** | | | | | | | | | | | | | |
| Benzene | <1.0 | 1 | | | | GE | | | | | | | µg/L |
| Bis(2-ethylhexyl) phthalate | <10 | 1 | | | | GE | | | | | | | µg/L |
| Dichloromethane | <2.4 | 1 | V | | | GE | | | | | | | µg/L |
| Phenols | <5 0 | 1 | | | | GE | | | | | | | µg/L |
| Tetrachloroethylene | <1.0 | 1 | | | | GE | | | | | | | µg/L |
| Trichloroethylene | <1.0 | 1 | | | | GE | | | | | | | µg/L |
| Trichlorofluoromethane | <1 0 | 1 | | | | GE | | | | | | | µg/L |

Notes: Synchronous water levels are measured over approximately a 3–5 day period.
● = exceeded holding time.
■ = exceeded groundwater protection standard. See Appendix A.

## WELL FSB 79B (cont.)

| Constituents | 1Q98 | DF | Mod | ST | H | Lab | 2Q98 | DF | Mod | ST | H | Lab | Unit |
|---|---|---|---|---|---|---|---|---|---|---|---|---|---|
| ***Radioactive Constituents*** | | | | | | | | | | | | | |
| Americium-241 | <4.5E-02 | 1 | UI | | | GP | | | | | | | pCi/L |
| Cesium-137 | <-2.7E-01 | 1 | UI | | | GP | | | | | | | pCi/L |
| Cobalt-60 | <-9.4E-02 | 1 | UI | | | GP | | | | | | | pCi/L |
| Curium-242 | <-8.7E-02 | 1 | UI | | | GP | | | | | | | pCi/L |
| Curium-243/244 | <1.6E-01 | 1 | UI | | | GP | | | | | | | pCi/L |
| Curium-245/246 | <-1.4E-02 | 1 | UI | | | GP | | | | | | | pCi/L |
| Gross alpha | 9.4E-01 | 1 | | | | GP | 1.4E+00 | 1 | | | | TM | pCi/L |
| Iodine-129 | <3.9E-01 | 1 | UI | | | GP | | | | | | | pCi/L |
| Nonvolatile beta | 4.6E+00 | 1 | | | | GP | 5.6E+00 | 1 | J | | | TM | pCi/L |
| Plutonium-238 | <3.0E-03 | 1 | UI | | | GP | | | | | | | pCi/L |
| Plutonium-239/240 | <4.8E-02 | 1 | UI | | | GP | | | | | | | pCi/L |
| Radium-226 | <4.5E-01 | 1 | UI | | | GP | | | | | | | pCi/L |
| Radium-228 | 2.1E+00 | 1 | | | | GP | | | | | | | pCi/L |
| Strontium-90 | <1.1E+00 | 1 | UI | | | GP | | | | | | | pCi/L |
| Technetium-99 | <-1.0E+01 | 1 | UI | | | GP | | | | | | | pCi/L |
| Thorium-228 | <-1.0E-02 | 1 | UI | | | GP | | | | | | | pCi/L |
| Thorium-230 | <4.6E-02 | 1 | UI | | | GP | | | | | | | pCi/L |
| Thorium-232 | <1.2E-02 | 1 | UI | | | GP | | | | | | | pCi/L |
| Total alpha emitters | | | | | | | | | | | | | |
| Total beta emitters | 2.1E+00 | | | | | | | | | | | | pCi/L |
| Total radium | 2.1E+00 | | | | | | | | | | | | pCi/L |
| Tritium | 3.8E+01 | 1 | | ■ | | GP | 6.9E+01 | 1 | | ■ | | GP | pCi/mL |
| Uranium-233/234 | <4.5E-02 | 1 | UI | | | GP | | | | | | | pCi/L |
| Uranium-235 | <0.0E+00 | 1 | UI | | | GP | | | | | | | pCi/L |
| Uranium-238 | <7.1E-02 | 1 | UJI | | | GP | | | | | | | pCi/L |

Notes: Synchronous water levels are measured over approximately a 3–5 day period.
● = exceeded holding time.
■ = exceeded groundwater protection standard. See Appendix A.

# WELL FSB 79C

| SRS Coord. | Lat/Longitude | Screen Zone Elevation | Top of Casing | Casing | Pump | Screen Zone |
|---|---|---|---|---|---|---|
| N73668.0<br>E50171.3 | 33.270565 °N<br>81.677785 °W | 159.6-149.8 ft msl | 218.4 ft msl | 4" PVC | V | Barnwell (IIB1) |

| SAMPLE DATE | 01/19/98 | 04/08/98 |
|---|---|---|

FIELD DATA

| Constituents | 1Q98 | 2Q98 | Unit |
|---|---|---|---|
| Water elevation | 197.2 | 198.3 | ft msl |
| pH | 3.4 | 3.6 | pH |
| Sp. conductance | 1040 | 1040 | µS/cm |
| Water temperature | 16.0 | 16.0 | °C |
| Alkalinity as $CaCO_3$ | 0 | 0 | mg/L |
| Turbidity | 0 | 1 | NTU |
| Volumes purged | 2.1 | 2.2 | well vol |
| Sampling code | | | |
| Synchronous water level | 198.3 (03/18/98) | 197.5 (06/29/98) | ft msl |

ANALYTICAL DATA

| Constituents | 1Q98 | DF | Mod | ST | H | Lab | 2Q98 | DF | Mod | ST | H | Lab | Unit |
|---|---|---|---|---|---|---|---|---|---|---|---|---|---|
| ***Inorganic Constituents*** | | | | | | | | | | | | | |
| Antimony, total recoverable | <100 | 10 | | | | GE | | | | | | | µg/L |
| Arsenic, total recoverable | <50 | 10 | | | | GE | | | | | | | µg/L |
| Barium, total recoverable | 540 | 10 | | | | GE | | | | | | | µg/L |
| Cadmium, total recoverable | 16 | 10 | JE | ■ | | GE | 14 | 1 | | ■ | | GE | µg/L |
| Chromium, total recoverable | <50 | 10 | | | | GE | | | | | | | µg/L |
| Cobalt, total recoverable | 140 | 10 | | ■ | | GE | | | | | | | µg/L |
| Copper, total recoverable | 130 | 10 | | | | GE | | | | | | | µg/L |
| Cyanide | <10 | 1 | | | | GE | | | | | | | µg/L |
| Lead, total recoverable | 45 | 10 | JEV | ■ | | GE | 0.81 | 1 | JE | | | GE | µg/L |
| Mercury, total recoverable | 1.7 | 1 | | | | GE | | | | | | | µg/L |
| Nickel, total recoverable | 42 | 10 | JE | | | GE | | | | | | | µg/L |
| Nitrate as nitrogen | | | | | | | | | | | | | |
| Nitrate-nitrite as nitrogen | 160,000 | 200 | | ■ | | GE | 180,000 | 100 | V | ■ | | GE | µg/L |
| Selenium, total recoverable | <50 | 10 | V | | | GE | | | | | | | µg/L |
| Silver, total recoverable | <50 | 10 | | | | GE | | | | | | | µg/L |
| Thallium, total recoverable | 63 | 10 | | ■ | | GE | | | | | | | µg/L |
| Vanadium, total recoverable | <50 | 10 | | | | GE | | | | | | | µg/L |
| Zinc, total recoverable | 140 | 10 | V | | | GE | | | | | | | µg/L |
| ***Organic Constituents*** | | | | | | | | | | | | | |
| Benzene | <1.0 | 1 | | | | GE | | | | | | | µg/L |
| Bis(2-ethylhexyl) phthalate | <11 | 1 | | | | GE | | | | | | | µg/L |
| Dichloromethane | <1.6 | 1 | V | | | GE | | | | | | | µg/L |
| Phenols | 6.9 | 1 | | ■ | | GE | | | | | | | µg/L |
| Tetrachloroethylene | <1.0 | 1 | | | | GE | | | | | | | µg/L |
| Trichloroethylene | 15 | 1 | | ■ | | GE | | | | | | | µg/L |
| Trichlorofluoromethane | <1.0 | 1 | | | | GE | | | | | | | µg/L |

Notes: Synchronous water levels are measured over approximately a 3–5 day period.
● = exceeded holding time.
■ = exceeded groundwater protection standard. See Appendix A.

## WELL FSB 79C (cont.)

| Constituents | 1Q98 | DF | Mod | ST | H | Lab | 2Q98 | DF | Mod | ST | H | Lab | Unit |
|---|---|---|---|---|---|---|---|---|---|---|---|---|---|
| ***Radioactive Constituents*** | | | | | | | | | | | | | |
| Americium-241 | 2.3E+01 | 1 | | ■ | | GP | | | | | | | pCi/L |
| Cesium-137 | <-6.7E-02 | 1 | UI | | | GP | | | | | | | pCi/L |
| Cobalt-60 | 8.8E+00 | 1 | R4 | | | GP | | | | | | | pCi/L |
| Curium-242 | <4.0E-02 | 1 | UI | | | GP | | | | | | | pCi/L |
| Curium-243/244 | 2.4E+01 | 1 | | ■ | | GP | | | | | | | pCi/L |
| Curium-245/246 | 8.4E-01 | 1 | | | | GP | | | | | | | pCi/L |
| Gross alpha | 6.6E+02 | 1 | | ■ | | GP | 5.1E+02 | 1 | | ■ | | GP | pCi/L |
| Iodine-129 | 6.8E+01 | 1 | | ■ | | GP | | | | | | | pCi/L |
| Nonvolatile beta | 1.7E+03 | 1 | | ■ | | GP | 1.7E+03 | 1 | | ■ | | GP | pCi/L |
| Plutonium-238 | 1.6E+00 | 1 | J1 | | | GP | | | | | | | pCi/L |
| Plutonium-239/240 | <1.0E-01 | 1 | UI | | | GP | | | | | | | pCi/L |
| Radium-226 | 7.3E+01 | 1 | | ■ | | GP | | | | | | | pCi/L |
| Radium-228 | 1.6E+01 | 1 | J | ■ | | GP | | | | | | | pCi/L |
| Strontium-90 | 3.6E+02 | 1 | V | ■ | | GP | | | | | | | pCi/L |
| Technetium-99 | 1.5E+02 | 1 | | ■ | | GP | | | | | | | pCi/L |
| Thorium-228 | 9.6E-01 | 1 | R4 | | | GP | | | | | | | pCi/L |
| Thorium-230 | <-8.0E-03 | 1 | UI | | | GP | | | | | | | pCi/L |
| Thorium-232 | <-3.5E-02 | 1 | UI | | | GP | | | | | | | pCi/L |
| Total alpha emitters | 4.6E+02 | | | ■ | | | | | | | | | pCi/L |
| Total beta emitters | 5.9E+02 | | | ■ | | | | | | | | | pCi/L |
| Total radium | 8.9E+01 | | | | | | | | | | | | pCi/L |
| Tritium | 7.5E+03 | 1 | | ■ | | GP | 8.4E+03 | 1 | | ■ | | GP | pCi/mL |
| Uranium-233/234 | 2.0E+02 | 1 | | ■ | | GP | | | | | | | pCi/L |
| Uranium-235 | 1.9E+01 | 1 | R4 | ■ | | GP | | | | | | | pCi/L |
| Uranium-238 | 2.2E+02 | 1 | | ■ | | GP | | | | | | | pCi/L |

Notes: Synchronous water levels are measured over approximately a 3–5 day period.
● = exceeded holding time.
■ = exceeded groundwater protection standard. See Appendix A.

# WELL FSB 87A

| SRS Coord. | Lat/Longitude | Screen Zone Elevation | Top of Casing | Casing | Pump | Screen Zone |
|---|---|---|---|---|---|---|
| N75601.7<br>E50115.8 | 33.274751 °N<br>81.681688 °W | 43.6-33.1 ft msl | 287.8 ft msl | 4" PVC | S | L. Congaree (IIA) |

| | | |
|---|---|---|
| SAMPLE DATE | 01/12/98 | 04/20/98 |

FIELD DATA

| Constituents | 1Q98 | 2Q98 | Unit |
|---|---|---|---|
| Water elevation | 153.8 | 155.1 | ft msl |
| pH | 5.9 | 6.1 | pH |
| Sp. conductance | 110 | 100 | µS/cm |
| Water temperature | 20.0 | 20.2 | °C |
| Alkalinity as $CaCO_3$ | 36 | 38 | mg/L |
| Turbidity | 0 | 0 | NTU |
| Volumes purged | 2.2 | 3.0 | well vol |
| Sampling code | | | |
| Synchronous water level | 155.0 (03/20/98) | 154.9 (06/30/98) | ft msl |

ANALYTICAL DATA

| Constituents | 1Q98 | DF | Mod | ST | H | Lab | 2Q98 | DF | Mod | ST | H | Lab | Unit |
|---|---|---|---|---|---|---|---|---|---|---|---|---|---|
| ***Inorganic Constituents*** | | | | | | | | | | | | | |
| Antimony, total recoverable | <10 | 1 | | | | GE | | | | | | | µg/L |
| Arsenic, total recoverable | <5.0 | 1 | | | | GE | | | | | | | µg/L |
| Barium, total recoverable | 17 | 1 | | | | GE | | | | | | | µg/L |
| Cadmium, total recoverable | <5.0 | 1 | | | | GE | <1.0 | 1 | | | | GE | µg/L |
| Chromium, total recoverable | 1.1 | 1 | JE | | | GE | | | | | | | µg/L |
| Cobalt, total recoverable | <5.0 | 1 | | | | GE | | | | | | | µg/L |
| Copper, total recoverable | 8.9 | 1 | | | | GE | | | | | | | µg/L |
| Cyanide | <10 | 1 | | | | GE | | | | | | | µg/L |
| Lead, total recoverable | <1.6 | 1 | JEV | | | GE | 0.25 | 1 | JE | | | GE | µg/L |
| Mercury, total recoverable | <0.20 | 1 | | | | GE | | | | | | | µg/L |
| Nickel, total recoverable | <5.0 | 1 | | | | GE | | | | | | | µg/L |
| Nitrate as nitrogen | | | | | | | | | | | | | |
| Nitrate-nitrite as nitrogen | 280 | 1 | | | | GE | 110 | 1 | V | | | GE | µg/L |
| Selenium, total recoverable | <5.0 | 1 | | | | GE | | | | | | | µg/L |
| Silver, total recoverable | <1.3 | 1 | JEV | | | GE | | | | | | | µg/L |
| Thallium, total recoverable | <5.0 | 1 | | | | GE | | | | | | | µg/L |
| Vanadium, total recoverable | <5.0 | 1 | | | | GE | | | | | | | µg/L |
| Zinc, total recoverable | <4.2 | 1 | JEV | | | GE | | | | | | | µg/L |
| ***Organic Constituents*** | | | | | | | | | | | | | |
| Benzene | <1 0 | 1 | | | | GE | | | | | | | µg/L |
| Bis(2-ethylhexyl) phthalate | <10 | 1 | | | | GE | | | | | | | µg/L |
| Dichloromethane | <4.4 | 1 | V | | | GE | | | | | | | µg/L |
| Phenols | <5.0 | 1 | | | | GE | | | | | | | µg/L |
| Tetrachloroethylene | <1.0 | 1 | | | | GE | | | | | | | µg/L |
| Trichloroethylene | <1.0 | 1 | | | | GE | | | | | | | µg/L |
| Trichlorofluoromethane | <1.0 | 1 | | | | GE | | | | | | | µg/L |

Notes. Synchronous water levels are measured over approximately a 3–5 day period.
● = exceeded holding time.
■ = exceeded groundwater protection standard. See Appendix A.

## WELL FSB 87A (cont.)

| Constituents | 1Q98 | DF | Mod | ST | H | Lab | 2Q98 | DF | Mod | ST | H | Lab | Unit |
|---|---|---|---|---|---|---|---|---|---|---|---|---|---|
| ***Radioactive Constituents*** | | | | | | | | | | | | | |
| Americium-241 | <5.4E-02 | 1 | UI | | | GP | | | | | | | pCi/L |
| Cesium-137 | <2.4E-01 | 1 | UI | | | GP | | | | | | | pCi/L |
| Cobalt-60 | <7.7E-01 | 1 | UI | | | GP | | | | | | | pCi/L |
| Curium-242 | <1.4E-01 | 1 | UI | | | GP | | | | | | | pCi/L |
| Curium-243/244 | <-1.1E-01 | 1 | UI | | | GP | | | | | | | pCi/L |
| Curium-245/246 | <0.0E+00 | 1 | UI | | | GP | | | | | | | pCi/L |
| Gross alpha | <8.6E-02 | 1 | UI | | | GP | 1.0E+00 | 1 | | | | TM | pCi/L |
| Iodine-129 | <6.6E-01 | 1 | UI | | | GP | | | | | | | pCi/L |
| Nonvolatile beta | <9.9E-01 | 1 | UI | | | GP | 9.9E-01 | 1 | | | | GP | pCi/L |
| Plutonium-238 | <1.4E-01 | 1 | UI | | | GP | | | | | | | pCi/L |
| Plutonium-239/240 | <4.4E-02 | 1 | UI | | | GP | | | | | | | pCi/L |
| Radium-226 | <1.8E-01 | 1 | UI | | | GP | | | | | | | pCi/L |
| Radium-228 | 8.0E-01 | 1 | | | | GP | | | | | | | pCi/L |
| Strontium-90 | <1.3E+00 | 1 | UI | | | GP | | | | | | | pCi/L |
| Technetium-99 | <-1.5E+01 | 1 | UI | | | GP | | | | | | | pCi/L |
| Thorium-228 | <1.6E-02 | 1 | UI | | | GP | | | | | | | pCi/L |
| Thorium-230 | 8.9E-02 | 1 | | | | GP | | | | | | | pCi/L |
| Thorium-232 | <-8.0E-03 | 1 | UI | | | GP | | | | | | | pCi/L |
| Total alpha emitters | 8.9E-02 | | | | | | | | | | | | pCi/L |
| Total beta emitters | 8.0E-01 | | | | | | | | | | | | pCi/L |
| Total radium | 8.0E-01 | | | | | | | | | | | | pCi/L |
| Tritium | 4.3E+00 | 1 | | | | GP | 1.8E+00 | 1 | | | | GP | pCi/mL |
| Uranium-233/234 | <5.4E-02 | 1 | UI | | | GP | | | | | | | pCi/L |
| Uranium-235 | <-6.0E-03 | 1 | UI | | | GP | | | | | | | pCi/L |
| Uranium-238 | <1.0E-01 | 1 | UJI | | | GP | | | | | | | pCi/L |

Notes: Synchronous water levels are measured over approximately a 3–5 day period.
● = exceeded holding time.
■ = exceeded groundwater protection standard. See Appendix A.

# WELL FSB 87B

| SRS Coord. | Lat/Longitude | Screen Zone Elevation | Top of Casing | Casing | Pump | Screen Zone |
|---|---|---|---|---|---|---|
| N75597.0<br>E50104.9 | 33.274722 °N<br>81.681708 °W | 100.5-90.0 ft msl | 287.5 ft msl | 4" PVC | S | U. Congaree (IIA) |

| SAMPLE DATE | 01/12/98 | 04/02/98 |
|---|---|---|

FIELD DATA

| Constituents | 1Q98 | 2Q98 | Unit |
|---|---|---|---|
| Water elevation | 150.5 | 151.5 | ft msl |
| pH | 5.3 | 5.7 | pH |
| Sp. conductance | 110 | 110 | µS/cm |
| Water temperature | 19.5 | 21.3 | °C |
| Alkalinity as $CaCO_3$ | 6 | 9 | mg/L |
| Turbidity | 1 | 1 | NTU |
| Volumes purged | 2.3 | 2.5 | well vol |
| Sampling code | | | |
| Synchronous water level | 151.7 (03/20/98) | 151.1 (06/30/98) | ft msl |

ANALYTICAL DATA

| Constituents | 1Q98 | DF | Mod | ST | H | Lab | 2Q98 | DF | Mod | ST | H | Lab | Unit |
|---|---|---|---|---|---|---|---|---|---|---|---|---|---|
| ***Inorganic Constituents*** | | | | | | | | | | | | | |
| Antimony, total recoverable | <10 | 1 | | | | GE | | | | | | | µg/L |
| Arsenic, total recoverable | <5.0 | 1 | | | | GE | | | | | | | µg/L |
| Barium, total recoverable | 2.5 | 1 | JE | | | GE | | | | | | | µg/L |
| Cadmium, total recoverable | <5.0 | 1 | | | | GE | <1.0 | 1 | | | | GE | µg/L |
| Chromium, total recoverable | 2.0 | 1 | JE | | | GE | | | | | | | µg/L |
| Cobalt, total recoverable | <5.0 | 1 | | | | GE | | | | | | | µg/L |
| Copper, total recoverable | 11 | 1 | | | | GE | | | | | | | µg/L |
| Cyanide | <10 | 1 | | | | GE | | | | | | | µg/L |
| Lead, total recoverable | <3.3 | 1 | JEV | | | GE | 3.3 | 1 | | | | GE | µg/L |
| Mercury, total recoverable | <0.20 | 1 | | | | GE | | | | | | | µg/L |
| Nickel, total recoverable | <5.0 | 1 | | | | GE | | | | | | | µg/L |
| Nitrate as nitrogen | | | | | | | | | | | | | |
| Nitrate-nitrite as nitrogen | 8,200 | 5 | | | | GE | 8,600 | 5 | | | | GE | µg/L |
| Selenium, total recoverable | <5.0 | 1 | | | | GE | | | | | | | µg/L |
| Silver, total recoverable | <0.97 | 1 | JEV | | | GE | | | | | | | µg/L |
| Thallium, total recoverable | <5.0 | 1 | | | | GE | | | | | | | µg/L |
| Vanadium, total recoverable | 0.52 | 1 | JE | | | GE | | | | | | | µg/L |
| Zinc, total recoverable | <5.6 | 1 | V | | | GE | | | | | | | µg/L |
| ***Organic Constituents*** | | | | | | | | | | | | | |
| Benzene | <1.0 | 1 | | | | GE | | | | | | | µg/L |
| Bis(2-ethylhexyl) phthalate | <10 | 1 | | | | GE | | | | | | | µg/L |
| Dichloromethane | <4.8 | 1 | V | | | GE | | | | | | | µg/L |
| Phenols | <5.0 | 1 | | | | GE | | | | | | | µg/L |
| Tetrachloroethylene | <1.0 | 1 | | | | GE | | | | | | | µg/L |
| Trichloroethylene | <1.0 | 1 | | | | GE | | | | | | | µg/L |
| Trichlorofluoromethane | <1.0 | 1 | | | | GE | | | | | | | µg/L |

Notes: Synchronous water levels are measured over approximately a 3–5 day period.
● = exceeded holding time.
■ = exceeded groundwater protection standard. See Appendix A.

## WELL FSB 87B (cont.)

| Constituents | 1Q98 | DF | Mod | ST | H | Lab | 2Q98 | DF | Mod | ST | H | Lab | Unit |
|---|---|---|---|---|---|---|---|---|---|---|---|---|---|
| ***Radioactive Constituents*** | | | | | | | | | | | | | |
| Americium-241 | <1.7E-01 | 1 | UI | | | GP | | | | | | | pCi/L |
| Cesium-137 | <1.2E+00 | 1 | UI | | | GP | | | | | | | pCi/L |
| Cobalt-60 | <-7.7E-01 | 1 | UI | | | GP | | | | | | | pCi/L |
| Curium-242 | <2.0E-03 | 1 | UI | | | GP | | | | | | | pCi/L |
| Curium-243/244 | <2.0E-01 | 1 | UI | | | GP | | | | | | | pCi/L |
| Curium-245/246 | <3.8E-02 | 1 | UI | | | GP | | | | | | | pCi/L |
| Gross alpha | <4.7E-01 | 1 | UI | | | GP | <2.7E-02 | 1 | UI | | | GP | pCi/L |
| Iodine-129 | <7.1E-01 | 1 | UI | | | GP | | | | | | | pCi/L |
| Nonvolatile beta | 3.1E+00 | 1 | | | | GP | 3.3E+00 | 1 | | | | GP | pCi/L |
| Plutonium-238 | <2.3E-01 | 1 | UI | | | GP | | | | | | | pCi/L |
| Plutonium-239/240 | <8.1E-02 | 1 | UI | | | GP | | | | | | | pCi/L |
| Radium-226 | <6.2E-02 | 1 | UI | | | GP | | | | | | | pCi/L |
| Radium-228 | 1.5E+00 | 1 | | | | GP | | | | | | | pCi/L |
| Strontium-90 | <6.5E-01 | 1 | UI | | | GP | | | | | | | pCi/L |
| Technetium-99 | <-3.2E+00 | 1 | UI | | | GP | | | | | | | pCi/L |
| Thorium-228 | <-1.2E-02 | 1 | UI | | | GP | | | | | | | pCi/L |
| Thorium-230 | <2.0E-02 | 1 | UI | | | GP | | | | | | | pCi/L |
| Thorium-232 | <6.0E-03 | 1 | UI | | | GP | | | | | | | pCi/L |
| Total alpha emitters | | | | | | | | | | | | | |
| Total beta emitters | 1.5E+00 | | | | | | | | | | | | pCi/L |
| Total radium | 1.5E+00 | | | | | | | | | | | | pCi/L |
| Tritium | 1.3E+02 | 1 | | ■ | | GP | 1.0E+02 | 1 | J1 | ■ | | GP | pCi/mL |
| Uranium-233/234 | <6.3E-02 | 1 | UI | | | GP | | | | | | | pCi/L |
| Uranium-235 | <-2.0E-02 | 1 | UI | | | GP | | | | | | | pCi/L |
| Uranium-238 | <0.0E+00 | 1 | UJI | | | GP | | | | | | | pCi/L |

Notes: Synchronous water levels are measured over approximately a 3–5 day period.
● = exceeded holding time.
■ = exceeded groundwater protection standard. See Appendix A.

# WELL FSB 87C

| SRS Coord. | Lat/Longitude | Screen Zone Elevation | Top of Casing | Casing | Pump | Screen Zone |
|---|---|---|---|---|---|---|
| N75591.9<br>E50093.4 | 33.274692 °N<br>81.681728 °W | 159.3-148.8 ft msl | 287.5 ft msl | 4" PVC | S | Barnwell (IIB1) |

| SAMPLE DATE | 01/08/98 | 04/01/98 |
|---|---|---|

FIELD DATA

| Constituents | 1Q98 | 2Q98 | Unit |
|---|---|---|---|
| Water elevation | 201.1 | 209.9 | ft msl |
| pH | 5.4 | 5.8 | pH |
| Sp. conductance | 85 | 89 | µS/cm |
| Water temperature | 21.4 | 20.9 | °C |
| Alkalinity as $CaCO_3$ | 7 | 1 | mg/L |
| Turbidity | 1 | 1 | NTU |
| Volumes purged | 2.5 | 2.4 | well vol |
| Sampling code | | | |
| Synchronous water level | 209.7 (03/20/98) | 211.6 (06/30/98) | ft msl |

ANALYTICAL DATA

| Constituents | 1Q98 | DF | Mod | ST | H | Lab | 2Q98 | DF | Mod | ST | H | Lab | Unit |
|---|---|---|---|---|---|---|---|---|---|---|---|---|---|
| ***Inorganic Constituents*** | | | | | | | | | | | | | |
| Antimony, total recoverable | <10 | 1 | | | | GE | | | | | | | µg/L |
| Arsenic, total recoverable | <5.0 | 1 | | | | GE | | | | | | | µg/L |
| Barium, total recoverable | 15 | 1 | | | | GE | | | | | | | µg/L |
| Cadmium, total recoverable | 0.33 | 1 | JE | | | GE | <1.0 | 1 | | | | GE | µg/L |
| Chromium, total recoverable | 0.80 | 1 | JE | | | GE | | | | | | | µg/L |
| Cobalt, total recoverable | <5.0 | 1 | | | | GE | | | | | | | µg/L |
| Copper, total recoverable | 58 | 1 | | | | GE | | | | | | | µg/L |
| Cyanide | <10 | 1 | J1 | | ● | GE | | | | | | | µg/L |
| Lead, total recoverable | 11 | 1 | V | | | GE | 8.0 | 1 | | | | GE | µg/L |
| Mercury, total recoverable | <0.20 | 1 | | | | GE | | | | | | | µg/L |
| Nickel, total recoverable | <5.0 | 1 | | | | GE | | | | | | | µg/L |
| Nitrate as nitrogen | | | | | | | | | | | | | |
| Nitrate-nitrite as nitrogen | 7,500 | 6 | | | | GE | 7,700 | 6 | | | | GE | µg/L |
| Selenium, total recoverable | <2.8 | 1 | JEV | | | GE | | | | | | | µg/L |
| Silver, total recoverable | <5.0 | 1 | | | | GE | | | | | | | µg/L |
| Thallium, total recoverable | <5.0 | 1 | | | | GE | | | | | | | µg/L |
| Vanadium, total recoverable | <5.0 | 1 | | | | GE | | | | | | | µg/L |
| Zinc, total recoverable | 13 | 1 | V | | | GE | | | | | | | µg/L |
| ***Organic Constituents*** | | | | | | | | | | | | | |
| Benzene | <1.0 | 1 | J | | | GE | | | | | | | µg/L |
| Bis(2-ethylhexyl) phthalate | <10 | 1 | | | | GE | | | | | | | µg/L |
| Dichloromethane | <0.74 | 1 | JV | | | GE | | | | | | | µg/L |
| Phenols | <5.0 | 1 | | | | GE | | | | | | | µg/L |
| Tetrachloroethylene | <1.0 | 1 | J | | | GE | | | | | | | µg/L |
| Trichloroethylene | 2.9 | 1 | J | | | GE | | | | | | | µg/L |
| Trichlorofluoromethane | 2.0 | 1 | J | | | GE | | | | | | | µg/L |

Notes: Synchronous water levels are measured over approximately a 3–5 day period.
● = exceeded holding time.
■ = exceeded groundwater protection standard. See Appendix A.

# WELL FSB 87C (cont.)

| Constituents | 1Q98 | DF | Mod | ST | H | Lab | 2Q98 | DF | Mod | ST | H | Lab | Unit |
|---|---|---|---|---|---|---|---|---|---|---|---|---|---|
| ***Radioactive Constituents*** | | | | | | | | | | | | | |
| Americium-241 | <-1.2E-02 | 1 | UI | | | GP | | | | | | | pCi/L |
| Cesium-137 | <-1.0E+00 | 1 | UI | | | GP | | | | | | | pCi/L |
| Cobalt-60 | <-5.5E-01 | 1 | UI | | | GP | | | | | | | pCi/L |
| Curium-242 | <6.2E-02 | 1 | UI | | | GP | | | | | | | pCi/L |
| Curium-243/244 | <1.6E-02 | 1 | UI | | | GP | | | | | | | pCi/L |
| Curium-245/246 | <3.6E-02 | 1 | UI | | | GP | | | | | | | pCi/L |
| Gross alpha | 1.3E+00 | 1 | | | | GP | <4.8E-01 | 1 | UI | | | GP | pCi/L |
| Iodine-129 | <5.1E-01 | 1 | UI | | | GP | | | | | | | pCi/L |
| Nonvolatile beta | 5.2E+00 | 1 | | | | GP | 3.4E+00 | 1 | | | | GP | pCi/L |
| Plutonium-238 | <-1.4E-01 | 1 | UI | | | GP | | | | | | | pCi/L |
| Plutonium-239/240 | <9.1E-02 | 1 | UI | | | GP | | | | | | | pCi/L |
| Radium-226 | <1.8E-01 | 1 | UI | | | GP | | | | | | | pCi/L |
| Radium-228 | 3.4E+00 | 1 | UIV | | | GP | | | | | | | pCi/L |
| Strontium-90 | 1.9E+00 | 1 | | | | GP | | | | | | | pCi/L |
| Technetium-99 | <-7.5E-01 | 1 | UI | | | GP | | | | | | | pCi/L |
| Thorium-228 | <3.3E-02 | 1 | UI | | | GP | | | | | | | pCi/L |
| Thorium-230 | 3.1E-01 | 1 | | | | GP | | | | | | | pCi/L |
| Thorium-232 | <-1.1E-02 | 1 | UI | | | GP | | | | | | | pCi/L |
| Total alpha emitters | 3.1E-01 | | | | | | | | | | | | pCi/L |
| Total beta emitters | 1.9E+00 | | | | | | | | | | | | pCi/L |
| Tritium | 4.0E+02 | 1 | | ■ | | GP | 4.4E+02 | 1 | | ■ | | GP | pCi/mL |
| Uranium-233/234 | <8.8E-02 | 1 | UI | | | GP | | | | | | | pCi/L |
| Uranium-235 | <-1.2E-02 | 1 | UI | | | GP | | | | | | | pCi/L |
| Uranium-238 | <1.5E-02 | 1 | UI | | | GP | | | | | | | pCi/L |

Notes: Synchronous water levels are measured over approximately a 3–5 day period.
● = *exceeded holding time.*
■ = exceeded groundwater protection standard. See Appendix A.

# WELL FSB 87D

| SRS Coord. | Lat/Longitude | Screen Zone Elevation | Top of Casing | Casing | Pump | Screen Zone |
|---|---|---|---|---|---|---|
| N75586.3<br>E50081.1 | 33.274660 °N<br>81.681749 °W | 216.8-187.4 ft msl | 287.3 ft msl | 4" PVC | S | Water Table (IIB2) |

| SAMPLE DATE | 01/08/98 | 04/01/98 |
|---|---|---|

FIELD DATA

| Constituents | 1Q98 | 2Q98 | Unit |
|---|---|---|---|
| Water elevation | | 212.9 | ft msl |
| pH | 4.1 | 4.7 | pH |
| Sp. conductance | 57 | 53 | µS/cm |
| Water temperature | 20.3 | 20.1 | °C |
| Alkalinity as $CaCO_3$ | 0 | 0 | mg/L |
| Turbidity | 1 | 2 | NTU |
| Volumes purged | | 2.5 | well vol |
| Sampling code | S | | |
| Synchronous water level | D (03/20/98) | D (06/30/98) | ft msl |

ANALYTICAL DATA

| Constituents | 1Q98 | DF | Mod | ST | H | Lab | 2Q98 | DF | Mod | ST | H | Lab | Unit |
|---|---|---|---|---|---|---|---|---|---|---|---|---|---|
| ***Inorganic Constituents*** | | | | | | | | | | | | | |
| Antimony, total recoverable | <10 | 1 | | | | GE | | | | | | | µg/L |
| Arsenic, total recoverable | <5.0 | 1 | | | | GE | | | | | | | µg/L |
| Barium, total recoverable | 13 | 1 | | | | GE | | | | | | | µg/L |
| Cadmium, total recoverable | 1.5 | 1 | JE | | | GE | | 2.3 | 1 | | | GE | µg/L |
| Chromium, total recoverable | <5.0 | 1 | | | | GE | | | | | | | µg/L |
| Cobalt, total recoverable | 1.2 | 1 | JE | | | GE | | | | | | | µg/L |
| Copper, total recoverable | 160 | 1 | | | | GE | | | | | | | µg/L |
| Cyanide | <10 | 1 | J1 | | ● | GE | | | | | | | µg/L |
| Lead, total recoverable | <3.6 | 1 | JEV | | | GE | | 4.2 | 1 | | | GE | µg/L |
| Mercury, total recoverable | 0.11 | 1 | JE | | | GE | | | | | | | µg/L |
| Nickel, total recoverable | <5.0 | 1 | | | | GE | | | | | | | µg/L |
| Nitrate as nitrogen | | | | | | | | | | | | | |
| Nitrate-nitrite as nitrogen | 2,600 | 3 | | | | GE | | 2,900 | 2 | | | GE | µg/L |
| Selenium, total recoverable | <3.1 | 1 | JEV | | | GE | | | | | | | µg/L |
| Silver, total recoverable | <5.0 | 1 | | | | GE | | | | | | | µg/L |
| Thallium, total recoverable | <5.0 | 1 | | | | GE | | | | | | | µg/L |
| Vanadium, total recoverable | <5.0 | 1 | | | | GE | | | | | | | µg/L |
| Zinc, total recoverable | 45 | 1 | V | | | GE | | | | | | | µg/L |
| ***Organic Constituents*** | | | | | | | | | | | | | |
| Benzene | <1.0 | 1 | | | | GE | | | | | | | µg/L |
| Bis(2-ethylhexyl) phthalate | <10 | 1 | | | | GE | | | | | | | µg/L |
| Dichloromethane | <0.96 | 1 | V | | | GE | | | | | | | µg/L |
| Phenols | <5.0 | 1 | | | | GE | | | | | | | µg/L |
| Tetrachloroethylene | <1.0 | 1 | | | | GE | | | | | | | µg/L |
| Trichloroethylene | <1.0 | 1 | | | | GE | | | | | | | µg/L |
| Trichlorofluoromethane | <1.0 | 1 | | | | GE | | | | | | | µg/L |

Notes: Synchronous water levels are measured over approximately a 3–5 day period.
● = exceeded holding time.
■ = exceeded groundwater protection standard. See Appendix A.

## WELL FSB 87D (cont.)

| Constituents | 1Q98 | DF | Mod | ST | H | Lab | 2Q98 | DF | Mod | ST | H | Lab | Unit |
|---|---|---|---|---|---|---|---|---|---|---|---|---|---|
| ***Radioactive Constituents*** | | | | | | | | | | | | | |
| Americium-241 | 3.0E-01 | 1 | | | | GP | | | | | | | pCi/L |
| Cesium-137 | <9.1E-01 | 1 | UI | | | GP | | | | | | | pCi/L |
| Cobalt-60 | <-2.5E-01 | 1 | UI | | | GP | | | | | | | pCi/L |
| Curium-242 | <-7.0E-03 | 1 | UI | | | GP | | | | | | | pCi/L |
| Curium-243/244 | <9.6E-02 | 1 | UI | | | GP | | | | | | | pCi/L |
| Curium-245/246 | <2.8E-02 | 1 | UI | | | GP | | | | | | | pCi/L |
| Gross alpha | 7.3E+01 | 1 | | ■ | | GP | 4.2E+01 | 1 | J | ■ | | GP | pCi/L |
| Iodine-129 | 3.0E+00 | 1 | | | | GP | | | | | | | pCi/L |
| Nonvolatile beta | 4.5E+01 | 1 | | | | GP | 3.5E+01 | 1 | | | | GP | pCi/L |
| Plutonium-238 | <-1.7E-01 | 1 | UI | | | GP | | | | | | | pCi/L |
| Plutonium-239/240 | <8.0E-03 | 1 | UI | | | GP | | | | | | | pCi/L |
| Radium-226 | 1.7E+00 | 1 | | | | GP | | | | | | | pCi/L |
| Radium-228 | 4.5E+00 | 1 | UIV | | | GP | | | | | | | pCi/L |
| Strontium-90 | 1.3E+01 | 1 | | ■ | | GP | | | | | | | pCi/L |
| Technetium-99 | <-9.4E+00 | 1 | UI | | | GP | | | | | | | pCi/L |
| Thorium-228 | <5.2E-02 | 1 | UI | | | GP | | | | | | | pCi/L |
| Thorium-230 | <1.2E-02 | 1 | UI | | | GP | | | | | | | pCi/L |
| Thorium-232 | <-6.0E-03 | 1 | UI | | | GP | | | | | | | pCi/L |
| Total alpha emitters | 5.5E+01 | | | ■ | | | | | | | | | pCi/L |
| Total beta emitters | 1.6E+01 | | | | | | | | | | | | pCi/L |
| Total radium | 1.7E+00 | | | | | | | | | | | | pCi/L |
| Tritium | 1.4E+01 | 1 | | | | GP | 1.2E+01 | 1 | | | | GP | pCi/mL |
| Uranium-233/234 | 1.5E+01 | 1 | | ■ | | GP | | | | | | | pCi/L |
| Uranium-235 | 1.6E+00 | 1 | | | | GP | | | | | | | pCi/L |
| Uranium-238 | 3.8E+01 | 1 | | ■ | | GP | | | | | | | pCi/L |

Notes: Synchronous water levels are measured over approximately a 3–5 day period.
● = exceeded holding time.
■ = exceeded groundwater protection standard. See Appendix A.

# WELL FSB 88C

| SRS Coord. | Lat/Longitude | Screen Zone Elevation | Top of Casing | Casing | Pump | Screen Zone |
|---|---|---|---|---|---|---|
| N75619.4<br>E51518.0 | 33.277078 °N<br>81.678031 °W | 168.4-158.4 ft msl | 283 ft msl | 4" PVC | S | Barnwell (IIB1) |

| SAMPLE DATE | 01/13/98 | 04/01/98 |
|---|---|---|

FIELD DATA

| Constituents | 1Q98 | 2Q98 | Unit |
|---|---|---|---|
| Water elevation | 211.3 | 213.6 | ft msl |
| pH | 5.2 | 5.1 | pH |
| Sp. conductance | 51 | 45 | µS/cm |
| Water temperature | 20.2 | 19.8 | °C |
| Alkalinity as $CaCO_3$ | 9 | 7 | mg/L |
| Turbidity | 1 | 1 | NTU |
| Volumes purged | 1.6 | 2.8 | well vol |
| Sampling code | | | |
| Synchronous water level | 213.3 (03/19/98) | 214.8 (06/29/98) | ft msl |

ANALYTICAL DATA

| Constituents | 1Q98 | DF | Mod | ST | H | Lab | 2Q98 | DF | Mod | ST | H | Lab | Unit |
|---|---|---|---|---|---|---|---|---|---|---|---|---|---|
| ***Inorganic Constituents*** | | | | | | | | | | | | | |
| Antimony, total recoverable | <10 | 1 | | | | GE | | | | | | | µg/L |
| Arsenic, total recoverable | <5.0 | 1 | | | | GE | | | | | | | µg/L |
| Barium, total recoverable | 13 | 1 | | | | GE | | | | | | | µg/L |
| Cadmium, total recoverable | <5.0 | 1 | | | | GE | <1.0 | 1 | | | | GE | µg/L |
| Chromium, total recoverable | 0.83 | 1 | JE | | | GE | | | | | | | µg/L |
| Cobalt, total recoverable | <5.0 | 1 | | | | GE | | | | | | | µg/L |
| Copper, total recoverable | 2.0 | 1 | JE | | | GE | | | | | | | µg/L |
| Cyanide | <10 | 1 | | | | GE | | | | | | | µg/L |
| Lead, total recoverable | <5.0 | 1 | | | | GE | 0.13 | 1 | JE | | | GE | µg/L |
| Mercury, total recoverable | <0.18 | 1 | JEV | | | GE | | | | | | | µg/L |
| Nickel, total recoverable | <5.0 | 1 | | | | GE | | | | | | | µg/L |
| Nitrate as nitrogen | | | | | | | | | | | | | |
| Nitrate-nitrite as nitrogen | 2,300 | 3 | | | | GE | 1,600 | 1 | | | | GE | µg/L |
| Selenium, total recoverable | <1.7 | 1 | JEV | | | GE | | | | | | | µg/L |
| Silver, total recoverable | <5.0 | 1 | | | | GE | | | | | | | µg/L |
| Thallium, total recoverable | <5.0 | 1 | | | | GE | | | | | | | µg/L |
| Vanadium, total recoverable | <5.0 | 1 | | | | GE | | | | | | | µg/L |
| Zinc, total recoverable | 12 | 1 | | | | GE | | | | | | | µg/L |
| ***Organic Constituents*** | | | | | | | | | | | | | |
| Benzene | <1.0 | 1 | | | | GE | | | | | | | µg/L |
| Bis(2-ethylhexyl) phthalate | <10 | 1 | | | | GE | | | | | | | µg/L |
| Dichloromethane | <3.9 | 1 | V | | | GE | | | | | | | µg/L |
| Phenols | <5.0 | 1 | | | | GE | | | | | | | µg/L |
| Tetrachloroethylene | 2.0 | 1 | | | | GE | | | | | | | µg/L |
| Trichloroethylene | 1.3 | 1 | | | | GE | | | | | | | µg/L |
| Trichlorofluoromethane | 3.6 | 1 | | | | GE | | | | | | | µg/L |

Notes: Synchronous water levels are measured over approximately a 3–5 day period.
● = exceeded holding time.
■ = exceeded groundwater protection standard. See Appendix A.

## WELL FSB 88C (cont.)

| Constituents | 1Q98 | DF | Mod | ST | H | Lab | 2Q98 | DF | Mod | ST | H | Lab | Unit |
|---|---|---|---|---|---|---|---|---|---|---|---|---|---|
| ***Radioactive Constituents*** | | | | | | | | | | | | | |
| Americium-241 | <8.1E-02 | 1 | UI | | | GP | | | | | | | pCi/L |
| Cesium-137 | <-3.0E-01 | 1 | UI | | | GP | | | | | | | pCi/L |
| Cobalt-60 | <-3.2E-02 | 1 | UI | | | GP | | | | | | | pCi/L |
| Curium-242 | <2.0E-01 | 1 | UI | | | GP | | | | | | | pCi/L |
| Curium-243/244 | <2.7E-01 | 1 | UI | | | GP | | | | | | | pCi/L |
| Curium-245/246 | <-1.4E-02 | 1 | UI | | | GP | | | | | | | pCi/L |
| Gross alpha | 5.5E-01 | 1 | | | | GP | <1.2E-01 | 1 | UI | | | GP | pCi/L |
| Iodine-129 | <8.9E-01 | 1 | UI | | | GP | | | | | | | pCi/L |
| Nonvolatile beta | <7.5E-01 | 1 | UJI | | | GP | <2.8E-01 | 1 | UI | | | GP | pCi/L |
| Plutonium-238 | <3.6E-02 | 1 | UI | | | GP | | | | | | | pCi/L |
| Plutonium-239/240 | <7.2E-02 | 1 | UI | | | GP | | | | | | | pCi/L |
| Radium-226 | 5.5E-01 | 1 | | | | GP | | | | | | | pCi/L |
| Radium-228 | 2.8E+00 | 1 | | | | GP | | | | | | | pCi/L |
| Strontium-90 | <1.0E-03 | 1 | UJI | | | GP | | | | | | | pCi/L |
| Technetium-99 | <-6.6E-01 | 1 | UI | | | GP | | | | | | | pCi/L |
| Thorium-228 | <-2.4E-02 | 1 | UI | | | GP | | | | | | | pCi/L |
| Thorium-230 | <4.0E-02 | 1 | UI | | | GP | | | | | | | pCi/L |
| Thorium-232 | <1.0E-03 | 1 | UI | | | GP | | | | | | | pCi/L |
| Total alpha emitters | | | | | | | | | | | | | |
| Total beta emitters | 2.8E+00 | | | | | | | | | | | | pCi/L |
| Total radium | 3.3E+00 | | | | | | | | | | | | pCi/L |
| Tritium | 8.2E+01 | 1 | | ■ | | GP | 1.5E+01 | 1 | | | | GP | pCi/mL |
| Uranium-233/234 | <4.3E-02 | 1 | UI | | | GP | | | | | | | pCi/L |
| Uranium-235 | <0.0E+00 | 1 | UI | | | GP | | | | | | | pCi/L |
| Uranium-238 | <5.7E-02 | 1 | UJI | | | GP | | | | | | | pCi/L |

Notes: Synchronous water levels are measured over approximately a 3–5 day period.
● = exceeded holding time.
■ = exceeded groundwater protection standard. See Appendix A.

# WELL FSB 88D

| SRS Coord. | Lat/Longitude | Screen Zone Elevation | Top of Casing | Casing | Pump | Screen Zone |
|---|---|---|---|---|---|---|
| N75621.8<br>E51527.0 | 33.277098 °N<br>81.678012 °W | 222.1-202.1 ft msl | 282.4 ft msl | 4" PVC | V | Water Table (IIB2) |

| | | |
|---|---|---|
| SAMPLE DATE | 01/06/98 | 04/23/98 |

FIELD DATA

| Constituents | 1Q98 | 2Q98 | Unit |
|---|---|---|---|
| Water elevation | 214.2 | 218.7 | ft msl |
| pH | 3.4 | 3.8 | pH |
| Sp. conductance | 340 | 260 | µS/cm |
| Water temperature | 18.0 | 16.0 | °C |
| Alkalinity as $CaCO_3$ | 0 | 0 | mg/L |
| Turbidity | 4 | 2 | NTU |
| Volumes purged | 0.13 | 3.0 | well vol |
| Sampling code | XN | | |
| Synchronous water level | 217.5 (03/19/98) | 219.2 (06/29/98) | ft msl |

ANALYTICAL DATA

| Constituents | 1Q98 | DF | Mod | ST | H | Lab | 2Q98 | DF | Mod | ST | H | Lab | Unit |
|---|---|---|---|---|---|---|---|---|---|---|---|---|---|
| ***Inorganic Constituents*** | | | | | | | | | | | | | |
| Antimony, total recoverable | <10 | 1 | | | | GE | | | | | | | µg/L |
| Arsenic, total recoverable | <5.0 | 1 | | | | GE | | | | | | | µg/L |
| Barium, total recoverable | 99 | 1 | | | | GE | | | | | | | µg/L |
| Cadmium, total recoverable | 1.5 | 1 | JE | | | GE | 0.86 | 1 | JE | | | GE | µg/L |
| Chromium, total recoverable | 7.6 | 1 | | | | GE | | | | | | | µg/L |
| Cobalt, total recoverable | 12 | 1 | | ■ | | GE | | | | | | | µg/L |
| Copper, total recoverable | 31 | 1 | | | | GE | | | | | | | µg/L |
| Cyanide | <10 | 1 | J1 | | ● | GE | | | | | | | µg/L |
| Lead, total recoverable | 12 | 1 | V | | | GE | 4.9 | 1 | | | | GE | µg/L |
| Mercury, total recoverable | 8.4 | 1 | | ■ | | GE | | | | | | | µg/L |
| Nickel, total recoverable | 22 | 1 | | | | GE | | | | | | | µg/L |
| Nitrate as nitrogen | | | | | | | | | | | | | |
| Nitrate-nitrite as nitrogen | 37,000 | 20 | | ■ | | GE | 27,000 | 25 | V | ■ | | GE | µg/L |
| Selenium, total recoverable | 3.2 | 1 | JE | | | GE | | | | | | | µg/L |
| Silver, total recoverable | <5.0 | 1 | | | | GE | | | | | | | µg/L |
| Thallium, total recoverable | <5.0 | 1 | | | | GE | | | | | | | µg/L |
| Vanadium, total recoverable | 0.45 | 1 | JE | | | GE | | | | | | | µg/L |
| Zinc, total recoverable | 97 | 1 | | | | GE | | | | | | | µg/L |
| ***Organic Constituents*** | | | | | | | | | | | | | |
| Benzene | <1.0 | 1 | | | | GE | | | | | | | µg/L |
| Bis(2-ethylhexyl) phthalate | <11 | 1 | | | | GE | | | | | | | µg/L |
| Dichloromethane | <1.0 | 1 | | | | GE | | | | | | | µg/L |
| Phenols | <5.0 | 1 | | | | GE | | | | | | | µg/L |
| Tetrachloroethylene | <1.0 | 1 | | | | GE | | | | | | | µg/L |
| Trichloroethylene | 1.3 | 1 | | | | GE | | | | | | | µg/L |
| Trichlorofluoromethane | 4.7 | 1 | | | | GE | | | | | | | µg/L |

Notes: Synchronous water levels are measured over approximately a 3–5 day period.
● = exceeded holding time.
■ = exceeded groundwater protection standard. See Appendix A.

## WELL FSB 88D (cont.)

| Constituents | 1Q98 | DF | Mod | ST | H | Lab | 2Q98 | DF | Mod | ST | H | Lab | Unit |
|---|---|---|---|---|---|---|---|---|---|---|---|---|---|
| ***Radioactive Constituents*** | | | | | | | | | | | | | |
| Americium-241 | 1.7E+01 | 1 | | ■ | | GP | | | | | | | pCi/L |
| Cesium-137 | <4.2E-01 | 1 | UI | | | GP | | | | | | | pCi/L |
| Cobalt-60 | <3.3E+00 | 1 | UI | | | GP | | | | | | | pCi/L |
| Curium-242 | <2.4E-04 | 1 | UI | | | GP | | | | | | | pCi/L |
| Curium-243/244 | 3.6E+01 | 1 | J | ■ | | GP | | | | | | | pCi/L |
| Curium-245/246 | 1.1E+00 | 1 | | | | GP | | | | | | | pCi/L |
| Gross alpha | 3.6E+02 | 1 | | ■ | | GP | 2.1E+02 | 1 | | ■ | | GP | pCi/L |
| Iodine-129 | 8.0E+01 | 1 | J1 | ■ | | GP | | | | | | | pCi/L |
| Nonvolatile beta | 4.5E+02 | 1 | | ■ | | GP | 3.2E+02 | 1 | J | ■ | | GP | pCi/L |
| Plutonium-238 | <2.8E-01 | 1 | UI | | | GP | | | | | | | pCi/L |
| Plutonium-239/240 | <-3.0E-02 | 1 | UI | | | GP | | | | | | | pCi/L |
| Radium-226 | 3.9E+00 | 1 | | | | GP | | | | | | | pCi/L |
| Radium-228 | 1.9E+01 | 1 | J | ■ | | GP | | | | | | | pCi/L |
| Strontium-90 | 1.7E+02 | 1 | | ■ | | GP | | | | | | | pCi/L |
| Technetium-99 | 4.0E+01 | 1 | | | | GP | | | | | | | pCi/L |
| Thorium-228 | 6.6E-01 | 1 | UIV | | | GP | | | | | | | pCi/L |
| Thorium-230 | <8.9E-02 | 1 | UI | | | GP | | | | | | | pCi/L |
| Thorium-232 | <3.0E-02 | 1 | UJI | | | GP | | | | | | | pCi/L |
| Total alpha emitters | 4.0E+02 | | | ■ | | | | | | | | | pCi/L |
| Total beta emitters | 3.0E+02 | | | ■ | | | | | | | | | pCi/L |
| Total radium | 2.2E+01 | | | | | | | | | | | | pCi/L |
| Tritium | 8.0E+02 | 1 | | ■ | | GP | 5.8E+02 | 1 | | ■ | | GP | pCi/mL |
| Uranium-233/234 | 1.4E+02 | 1 | | ■ | | GP | | | | | | | pCi/L |
| Uranium-235 | 1.6E+01 | 1 | | ■ | | GP | | | | | | | pCi/L |
| Uranium-238 | 1.9E+02 | 1 | | ■ | | GP | | | | | | | pCi/L |

Notes: Synchronous water levels are measured over approximately a 3–5 day period.
● = exceeded holding time.
■ = exceeded groundwater protection standard. See Appendix A.

# WELL FSB 89C

| SRS Coord. | Lat/Longitude | Screen Zone Elevation | Top of Casing | Casing | Pump | Screen Zone |
|---|---|---|---|---|---|---|
| N75553.2<br>E51345.2 | 33.276650 °N<br>81.678357 °W | 166.1-156.1 ft msl | 281.3 ft msl | 4" PVC | S | Barnwell (IIB1) |

| | | |
|---|---|---|
| SAMPLE DATE | 01/13/98 | 04/01/98 |

FIELD DATA

| Constituents | 1Q98 | 2Q98 | Unit |
|---|---|---|---|
| Water elevation | 210.6 | 213.0 | ft msl |
| pH | 5.7 | 5.4 | pH |
| Sp. conductance | 60 | 53 | µS/cm |
| Water temperature | 19.8 | 19.7 | °C |
| Alkalinity as $CaCO_3$ | 3 | 11 | mg/L |
| Turbidity | 0 | 1 | NTU |
| Volumes purged | 3.0 | 2.7 | well vol |
| Sampling code | | | |
| Synchronous water level | 212.7 (03/19/98) | 214.3 (06/29/98) | ft msl |

ANALYTICAL DATA

| Constituents | 1Q98 | DF | Mod | ST | H | Lab | 2Q98 | DF | Mod | ST | H | Lab | Unit |
|---|---|---|---|---|---|---|---|---|---|---|---|---|---|
| ***Inorganic Constituents*** | | | | | | | | | | | | | |
| Antimony, total recoverable | <10 | 1 | | | | GE | | | | | | | µg/L |
| Arsenic, total recoverable | <5.0 | 1 | | | | GE | | | | | | | µg/L |
| Barium, total recoverable | 16 | 1 | | | | GE | | | | | | | µg/L |
| Cadmium, total recoverable | <5.0 | 1 | | | | GE | <1.0 | 1 | | | | GE | µg/L |
| Chromium, total recoverable | 1.1 | 1 | JE | | | GE | | | | | | | µg/L |
| Cobalt, total recoverable | <5.0 | 1 | | | | GE | | | | | | | µg/L |
| Copper, total recoverable | 5.2 | 1 | | | | GE | | | | | | | µg/L |
| Cyanide | <10 | 1 | | | | GE | | | | | | | µg/L |
| Lead, total recoverable | 0.76 | 1 | JE | | | GE | 0.22 | 1 | JE | | | GE | µg/L |
| Mercury, total recoverable | <0.17 | 1 | JEV | | | GE | | | | | | | µg/L |
| Nickel, total recoverable | <5.0 | 1 | | | | GE | | | | | | | µg/L |
| Nitrate as nitrogen | | | | | | | | | | | | | |
| Nitrate-nitrite as nitrogen | 4,900 | 3 | | | | GE | 1,800 | 1 | | | | GE | µg/L |
| Selenium, total recoverable | <5.0 | 1 | | | | GE | | | | | | | µg/L |
| Silver, total recoverable | <0.71 | 1 | JEV | | | GE | | | | | | | µg/L |
| Thallium, total recoverable | <5.0 | 1 | | | | GE | | | | | | | µg/L |
| Vanadium, total recoverable | <5.0 | 1 | | | | GE | | | | | | | µg/L |
| Zinc, total recoverable | 21 | 1 | | | | GE | | | | | | | µg/L |
| ***Organic Constituents*** | | | | | | | | | | | | | |
| Benzene | <1.0 | 1 | J | | | GE | | | | | | | µg/L |
| Bis(2-ethylhexyl) phthalate | 11 | 1 | | ■ | | GE | | | | | | | µg/L |
| Dichloromethane | <2.0 | 1 | V | | | GE | | | | | | | µg/L |
| Phenols | <5.0 | 1 | | | | GE | | | | | | | µg/L |
| Tetrachloroethylene | 1.1 | 1 | J | | | GE | | | | | | | µg/L |
| Trichloroethylene | 1.0 | 1 | J | | | GE | | | | | | | µg/L |
| Trichlorofluoromethane | 4.3 | 1 | J | | | GE | | | | | | | µg/L |

Notes: Synchronous water levels are measured over approximately a 3–5 day period.
● = exceeded holding time.
■ = exceeded groundwater protection standard. See Appendix A.

## WELL FSB 89C (cont.)

| Constituents | 1Q98 | DF | Mod | ST | H | Lab | 2Q98 | DF | Mod | ST | H | Lab | Unit |
|---|---|---|---|---|---|---|---|---|---|---|---|---|---|
| ***Radioactive Constituents*** | | | | | | | | | | | | | |
| Americium-241 | <1.3E-01 | 1 | UI | | | GP | | | | | | | pCi/L |
| Cesium-137 | 8.4E+00 | 1 | R4 | | | GP | | | | | | | pCi/L |
| Cobalt-60 | <6.1E-02 | 1 | UI | | | GP | | | | | | | pCi/L |
| Curium-242 | <-2.4E-02 | 1 | UI | | | GP | | | | | | | pCi/L |
| Curium-243/244 | <-1.0E-02 | 1 | UI | | | GP | | | | | | | pCi/L |
| Curium-245/246 | <-5.0E-03 | 1 | UI | | | GP | | | | | | | pCi/L |
| Gross alpha | <6.1E-01 | 1 | UI | | | GP | <3.1E-01 | 1 | UI | | | GP | pCi/L |
| Iodine-129 | <2.5E-01 | 1 | UI | | | GP | | | | | | | pCi/L |
| Nonvolatile beta | 1.1E+00 | 1 | J | | | GP | <9.7E-01 | 1 | UI | | | GP | pCi/L |
| Plutonium-238 | <6.0E-03 | 1 | UI | | | GP | | | | | | | pCi/L |
| Plutonium-239/240 | <-1.1E-02 | 1 | UI | | | GP | | | | | | | pCi/L |
| Radium-226 | <6.3E-01 | 1 | UI | | | GP | | | | | | | pCi/L |
| Radium-228 | 2.6E+00 | 1 | | | | GP | | | | | | | pCi/L |
| Strontium-90 | <-1.8E-01 | 1 | UJI | | | GP | | | | | | | pCi/L |
| Technetium-99 | <-4.4E+00 | 1 | UI | | | GP | | | | | | | pCi/L |
| Thorium-228 | <-6.4E-02 | 1 | UI | | | GP | | | | | | | pCi/L |
| Thorium-230 | <4.6E-02 | 1 | UI | | | GP | | | | | | | pCi/L |
| Thorium-232 | <4.6E-02 | 1 | UI | | | GP | | | | | | | pCi/L |
| Total alpha emitters | | | | | | | | | | | | | |
| Total beta emitters | 2.6E+00 | | | | | | | | | | | | pCi/L |
| Total radium | 2.6E+00 | | | | | | | | | | | | pCi/L |
| Tritium | 2.2E+01 | 1 | | ■ | | GP | 1.8E+01 | 1 | | | | GP | pCi/mL |
| Uranium-233/234 | <-2.6E-02 | 1 | UI | | | GP | | | | | | | pCi/L |
| Uranium-235 | <-1.3E-02 | 1 | UI | | | GP | | | | | | | pCi/L |
| Uranium-238 | <-6.0E-03 | 1 | UJI | | | GP | | | | | | | pCi/L |

Notes: Synchronous water levels are measured over approximately a 3–5 day period.
● = exceeded holding time.
■ = exceeded groundwater protection standard. See Appendix A.

# WELL FSB 89D

| SRS Coord. | Lat/Longitude | Screen Zone Elevation | Top of Casing | Casing | Pump | Screen Zone |
|---|---|---|---|---|---|---|
| N75548.3<br>E51335.8 | 33.276623 °N<br>81.678372 °W | 221.9-201.9 ft msl | 281.2 ft msl | 4" PVC | V | Water Table (IIB2) |

| | | |
|---|---|---|
| SAMPLE DATE | 01/12/98 | 04/15/98 |

FIELD DATA

| Constituents | 1Q98 | 2Q98 | Unit |
|---|---|---|---|
| Water elevation | 213.5 | 217.9 | ft msl |
| pH | 3.6 | 3.8 | pH |
| Sp. conductance | 220 | 280 | µS/cm |
| Water temperature | 18.0 | 17.0 | °C |
| Alkalinity as $CaCO_3$ | 0 | 0 | mg/L |
| Turbidity | 1 | 1 | NTU |
| Volumes purged | 2.5 | 2.3 | well vol |
| Sampling code | | | |
| Synchronous water level | 216.9 (03/19/98) | 218.6 (06/29/98) | ft msl |

ANALYTICAL DATA

| Constituents | 1Q98 | DF | Mod | ST | H | Lab | 2Q98 | DF | Mod | ST | H | Lab | Unit |
|---|---|---|---|---|---|---|---|---|---|---|---|---|---|
| ***Inorganic Constituents*** | | | | | | | | | | | | | |
| Antimony, total recoverable | <10 | 1 | | | | GE | | | | | | | µg/L |
| Arsenic, total recoverable | <5.0 | 1 | | | | GE | | | | | | | µg/L |
| Barium, total recoverable | 44 | 1 | | | | GE | | | | | | | µg/L |
| Cadmium, total recoverable | 2.5 | 1 | JE | | | GE | 1.7 | 1 | | | | GE | µg/L |
| Chromium, total recoverable | 5.9 | 1 | | | | GE | | | | | | | µg/L |
| Cobalt, total recoverable | 59 | 1 | | ■ | | GE | | | | | | | µg/L |
| Copper, total recoverable | 16 | 1 | | | | GE | | | | | | | µg/L |
| Cyanide | <10 | 1 | | | | GE | | | | | | | µg/L |
| Lead, total recoverable | 5.1 | 1 | | | | GE | 11 | 1 | | | | GE | µg/L |
| Mercury, total recoverable | 7.1 | 1 | | ■ | | GE | | | | | | | µg/L |
| Nickel, total recoverable | 11 | 1 | | | | GE | | | | | | | µg/L |
| Nitrate as nitrogen | | | | | | | | | | | | | |
| Nitrate-nitrite as nitrogen | 22,000 | 20 | | ■ | | GE | 29,000 | 25 | | ■ | | GE | µg/L |
| Selenium, total recoverable | <5.0 | 1 | | | | GE | | | | | | | µg/L |
| Silver, total recoverable | 1.2 | 1 | JE | | | GE | | | | | | | µg/L |
| Thallium, total recoverable | <5.0 | 1 | | | | GE | | | | | | | µg/L |
| Vanadium, total recoverable | <5.0 | 1 | | | | GE | | | | | | | µg/L |
| Zinc, total recoverable | 33 | 1 | V | | | GE | | | | | | | µg/L |
| ***Organic Constituents*** | | | | | | | | | | | | | |
| Benzene | <1.0 | 1 | | | | GE | | | | | | | µg/L |
| Bis(2-ethylhexyl) phthalate | <11 | 1 | | | | GE | | | | | | | µg/L |
| Dichloromethane | <2.7 | 1 | V | | | GE | | | | | | | µg/L |
| Phenols | <5.0 | 1 | | | | GE | | | | | | | µg/L |
| Tetrachloroethylene | <1.0 | 1 | | | | GE | | | | | | | µg/L |
| Trichloroethylene | 0.81 | 1 | JE | | | GE | | | | | | | µg/L |
| Trichlorofluoromethane | 5.0 | 1 | | | | GE | | | | | | | µg/L |

Notes: Synchronous water levels are measured over approximately a 3–5 day period.
● = exceeded holding time.
■ = exceeded groundwater protection standard. See Appendix A.

## WELL FSB 89D (cont.)

| Constituents | 1Q98 | DF | Mod | ST | H | Lab | 2Q98 | DF | Mod | ST | H | Lab | Unit |
|---|---|---|---|---|---|---|---|---|---|---|---|---|---|
| ***Radioactive Constituents*** | | | | | | | | | | | | | |
| Americium-241 | 7.6E+00 | 1 | | | | GP | | | | | | | pCi/L |
| Cesium-137 | <-1.0E-01 | 1 | UI | | | GP | | | | | | | pCi/L |
| Cobalt-60 | <1.7E+00 | 1 | UI | | | GP | | | | | | | pCi/L |
| Curium-242 | <1.2E-01 | 1 | UI | | | GP | | | | | | | pCi/L |
| Curium-243/244 | 5.9E+00 | 1 | | | | GP | | | | | | | pCi/L |
| Curium-245/246 | <3.2E-01 | 1 | UI | | | GP | | | | | | | pCi/L |
| Gross alpha | 1.9E+02 | 1 | | ■ | | GP | 1.6E+02 | 1 | | ■ | | GP | pCi/L |
| Iodine-129 | 8.6E+01 | 1 | | ■ | | GP | | | | | | | pCi/L |
| Nonvolatile beta | 5.7E+02 | 1 | | ■ | | GP | 4.7E+02 | 1 | | ■ | | GP | pCi/L |
| Plutonium-238 | <2.3E-01 | 1 | UI | | | GP | | | | | | | pCi/L |
| Plutonium-239/240 | <1.3E-01 | 1 | UI | | | GP | | | | | | | pCi/L |
| Radium-226 | 3.7E+00 | 1 | | | | GP | | | | | | | pCi/L |
| Radium-228 | 6.6E+00 | 1 | | ■ | | GP | | | | | | | pCi/L |
| Strontium-90 | 2.0E+02 | 1 | | ■ | | GP | | | | | | | pCi/L |
| Technetium-99 | 5.0E+01 | 1 | | | | GP | | | | | | | pCi/L |
| Thorium-228 | <-1.5E-01 | 1 | UI | | | GP | | | | | | | pCi/L |
| Thorium-230 | <-7.0E-03 | 1 | UI | | | GP | | | | | | | pCi/L |
| Thorium-232 | <2.8E-02 | 1 | UJI | | | GP | | | | | | | pCi/L |
| Total alpha emitters | 1.7E+02 | | | ■ | | | | | | | | | pCi/L |
| Total beta emitters | 3.4E+02 | | | ■ | | | | | | | | | pCi/L |
| Total radium | 1.0E+01 | | | | | | | | | | | | pCi/L |
| Tritium | 5.4E+02 | 1 | | ■ | | GP | 9.5E+02 | 1 | | ■ | | GP | pCi/mL |
| Uranium-233/234 | 6.1E+01 | 1 | | ■ | | GP | | | | | | | pCi/L |
| Uranium-235 | 6.3E+00 | 1 | | | | GP | | | | | | | pCi/L |
| Uranium-238 | 8.7E+01 | 1 | | ■ | | GP | | | | | | | pCi/L |

Notes: Synchronous water levels are measured over approximately a 3–5 day period.
● = exceeded holding time.
■ = exceeded groundwater protection standard. See Appendix A.

# WELL FSB 90C

| SRS Coord. | Lat/Longitude | Screen Zone Elevation | Top of Casing | Casing | Pump | Screen Zone |
|---|---|---|---|---|---|---|
| N75382.9<br>E51148.6 | 33.275952 °N<br>81.678544 °W | 168.1-158.1 ft msl | 278.4 ft msl | 4" PVC | S | Barnwell (IIB1) |

| SAMPLE DATE | 01/20/98 | 04/02/98 |
|---|---|---|

FIELD DATA

| Constituents | 1Q98 | 2Q98 | Unit |
|---|---|---|---|
| Water elevation | 210.0 | 212.4 | ft msl |
| pH | 5.5 | 6.0 | pH |
| Sp. conductance | 200 | 180 | µS/cm |
| Water temperature | 18.7 | 18.1 | °C |
| Alkalinity as $CaCO_3$ | 39 | 15 | mg/L |
| Turbidity | 0 | 2 | NTU |
| Volumes purged | 2.6 | 0.42 | well vol |
| Sampling code | | XN | |
| Synchronous water level | 211.6 (03/19/98) | 212.9 (06/30/98) | ft msl |

ANALYTICAL DATA

| Constituents | 1Q98 | DF | Mod | ST | H | Lab | 2Q98 | DF | Mod | ST | H | Lab | Unit |
|---|---|---|---|---|---|---|---|---|---|---|---|---|---|
| ***Inorganic Constituents*** | | | | | | | | | | | | | |
| Antimony, total recoverable | <10 | 1 | | | | GE | | | | | | | µg/L |
| Arsenic, total recoverable | <5.0 | 1 | | | | GE | | | | | | | µg/L |
| Barium, total recoverable | 47 | 1 | | | | GE | | | | | | | µg/L |
| Cadmium, total recoverable | 0.30 | 1 | JE | | | GE | 0.47 | 1 | JE | | | GE | µg/L |
| Chromium, total recoverable | 1.5 | 1 | JE | | | GE | | | | | | | µg/L |
| Cobalt, total recoverable | 0.89 | 1 | JE | | | GE | | | | | | | µg/L |
| Copper, total recoverable | 2.6 | 1 | JE | | | GE | | | | | | | µg/L |
| Cyanide | <10 | 1 | | | | GE | | | | | | | µg/L |
| Lead, total recoverable | <2.3 | 1 | JEV | | | GE | 10 | 1 | | | | GE | µg/L |
| Mercury, total recoverable | <0.20 | 1 | | | | GE | | | | | | | µg/L |
| Nickel, total recoverable | 4.1 | 1 | JE | | | GE | | | | | | | µg/L |
| Nitrate as nitrogen | | | | | | | | | | | | | |
| Nitrate-nitrite as nitrogen | 10,000 | 20 | | ■ | | GE | 17,000 | 10 | | ■ | | GE | µg/L |
| Selenium, total recoverable | <5.0 | 1 | | | | GE | | | | | | | µg/L |
| Silver, total recoverable | 2.1 | 1 | JE | | | GE | | | | | | | µg/L |
| Thallium, total recoverable | <5.0 | 1 | | | | GE | | | | | | | µg/L |
| Vanadium, total recoverable | <5.0 | 1 | | | | GE | | | | | | | µg/L |
| Zinc, total recoverable | 19 | 1 | V | | | GE | | | | | | | µg/L |
| ***Organic Constituents*** | | | | | | | | | | | | | |
| Benzene | <1.0 | 1 | J1 | | ● | GE | | | | | | | µg/L |
| Bis(2-ethylhexyl) phthalate | <10 | 1 | | | | GE | | | | | | | µg/L |
| Dichloromethane | <0.82 | 1 | JV1 | | ● | GE | | | | | | | µg/L |
| Phenols | <5.0 | 1 | | | | GE | | | | | | | µg/L |
| Tetrachloroethylene | 0.88 | 1 | JE1 | | ● | GE | | | | | | | µg/L |
| Trichloroethylene | 1.3 | 1 | J1 | | ● | GE | | | | | | | µg/L |
| Trichlorofluoromethane | <1.0 | 1 | J1 | | ● | GE | | | | | | | µg/L |

Notes: Synchronous water levels are measured over approximately a 3–5 day period.
● = exceeded holding time.
■ = exceeded groundwater protection standard. See Appendix A.

## WELL FSB 90C (cont.)

| Constituents | 1Q98 | DF | Mod | ST | H | Lab | 2Q98 | DF | Mod | ST | H | Lab | Unit |
|---|---|---|---|---|---|---|---|---|---|---|---|---|---|
| *Radioactive Constituents* | | | | | | | | | | | | | |
| Americium-241 | <5.9E-02 | 1 | UI | | | GP | | | | | | | pCi/L |
| Cesium-137 | <-7.4E-01 | 1 | UI | | | GP | | | | | | | pCi/L |
| Cobalt-60 | <-2.9E+00 | 1 | UI | | | GP | | | | | | | pCi/L |
| Curium-242 | <-2.7E-02 | 1 | UI | | | GP | | | | | | | pCi/L |
| Curium-243/244 | <9.4E-02 | 1 | UI | | | GP | | | | | | | pCi/L |
| Curium-245/246 | <1.6E-02 | 1 | UI | | | GP | | | | | | | pCi/L |
| Gross alpha | 4.2E+00 | 1 | | | | GP | 5.2E+00 | 1 | | | | GP | pCi/L |
| Iodine-129 | 3.0E+00 | 1 | R4 | | | GP | | | | | | | pCi/L |
| Nonvolatile beta | 1.7E+01 | 1 | | | | GP | 4.7E+01 | 1 | | | | GP | pCi/L |
| Plutonium-238 | <3.3E-02 | 1 | UI | | | GP | | | | | | | pCi/L |
| Plutonium-239/240 | <7.3E-04 | 1 | UI | | | GP | | | | | | | pCi/L |
| Radium-226 | 9.2E-01 | 1 | | | | GP | | | | | | | pCi/L |
| Radium-228 | 2.6E+00 | 1 | UIV | | | GP | | | | | | | pCi/L |
| Strontium-90 | 9.4E+00 | 1 | | ■ | | GP | | | | | | | pCi/L |
| Technetium-99 | <-9.6E+00 | 1 | UI | | | GP | | | | | | | pCi/L |
| Thorium-228 | <6.0E-03 | 1 | UI | | | GP | | | | | | | pCi/L |
| Thorium-230 | <1.4E-01 | 1 | UI | | | GP | | | | | | | pCi/L |
| Thorium-232 | <-9.0E-03 | 1 | UI | | | GP | | | | | | | pCi/L |
| Total alpha emitters | 1.4E-01 | | | | | | | | | | | | pCi/L |
| Total beta emitters | 9.4E+00 | | | | | | | | | | | | pCi/L |
| Total radium | 9.2E-01 | | | | | | | | | | | | pCi/L |
| Tritium | 4.5E+02 | 1 | | ■ | | GP | 4.9E+02 | 1 | J1 | ■ | | GP | pCi/mL |
| Uranium-233/234 | <7.7E-02 | 1 | UI | | | GP | | | | | | | pCi/L |
| Uranium-235 | 5.3E-02 | 1 | | | | GP | | | | | | | pCi/L |
| Uranium-238 | 8.6E-02 | 1 | | | | GP | | | | | | | pCi/L |

Notes: Synchronous water levels are measured over approximately a 3–5 day period.
● = exceeded holding time.
■ = exceeded groundwater protection standard. See Appendix A.

# WELL FSB 90D

| SRS Coord. | Lat/Longitude | Screen Zone Elevation | Top of Casing | Casing | Pump | Screen Zone |
|---|---|---|---|---|---|---|
| N75376.9<br>E51140.7 | 33.275926 °N<br>81.678553 °W | 225.1-205.1 ft msl | 278.6 ft msl | 4" PVC | V | Water Table (IIB2) |

| SAMPLE DATE | 01/20/98 | 04/14/98 |
|---|---|---|

FIELD DATA

| Constituents | 1Q98 | 2Q98 | Unit |
|---|---|---|---|
| Water elevation | | 217.0 | ft msl |
| pH | 3.4 | 3.6 | pH |
| Sp. conductance | 2000 | 520 | µS/cm |
| Water temperature | 16.0 | 15.0 | °C |
| Alkalinity as $CaCO_3$ | 0 | 0 | mg/L |
| Turbidity | 7 | 3 | NTU |
| Volumes purged | | 0.13 | well vol |
| Sampling code | NSX | XN | |
| Synchronous water level | 216.0 (03/19/98) | 217.5 (06/30/98) | ft msl |

ANALYTICAL DATA

| Constituents | 1Q98 | DF | Mod | ST | H | Lab | 2Q98 | DF | Mod | ST | H | Lab | Unit |
|---|---|---|---|---|---|---|---|---|---|---|---|---|---|
| ***Inorganic Constituents*** | | | | | | | | | | | | | |
| Antimony, total recoverable | <10 | 1 | | | | GE | | | | | | | µg/L |
| Arsenic, total recoverable | 8.8 | 1 | | | | GE | | | | | | | µg/L |
| Barium, total recoverable | 190 | 1 | | | | GE | | | | | | | µg/L |
| Cadmium, total recoverable | 4.9 | 1 | JE | | | GE | 4.6 | 1 | | | | GE | µg/L |
| Chromium, total recoverable | 4.6 | 1 | JE | | | GE | | | | | | | µg/L |
| Cobalt, total recoverable | 13 | 1 | | ■ | | GE | | | | | | | µg/L |
| Copper, total recoverable | 36 | 1 | | | | GE | | | | | | | µg/L |
| Cyanide | <10 | 1 | | | | GE | | | | | | | µg/L |
| Lead, total recoverable | 30 | 1 | | ■ | | GE | 110 | 1 | | ■ | | GE | µg/L |
| Mercury, total recoverable | 10 | 1 | | ■ | | GE | | | | | | | µg/L |
| Nickel, total recoverable | 16 | 1 | | | | GE | | | | | | | µg/L |
| Nitrate as nitrogen | | 1 | | | | GE | | | | | | | µg/L |
| Nitrate-nitrite as nitrogen | 88,000 | 80 | V | ■ | | GE | 61,000 | 25 | | ■ | | GE | µg/L |
| Selenium, total recoverable | <5.0 | 1 | | | | GE | | | | | | | µg/L |
| Silver, total recoverable | <5.0 | 1 | | | | GE | | | | | | | µg/L |
| Thallium, total recoverable | <5.0 | 1 | | | | GE | | | | | | | µg/L |
| Vanadium, total recoverable | 0.54 | 1 | JE | | | GE | | | | | | | µg/L |
| Zinc, total recoverable | 51 | 1 | V | | | GE | | | | | | | µg/L |
| ***Organic Constituents*** | | | | | | | | | | | | | |
| Benzene | <1.0 | 1 | J1 | | ● | GE | | | | | | | µg/L |
| Bis(2-ethylhexyl) phthalate | <10 | 1 | | | | GE | | | | | | | µg/L |
| Dichloromethane | <2.3 | 1 | JV1 | | ● | GE | | | | | | | µg/L |
| Phenols | <5.0 | 1 | | | | GE | | | | | | | µg/L |
| Tetrachloroethylene | <1.0 | 1 | J1 | | ● | GE | | | | | | | µg/L |
| Trichloroethylene | <1.0 | 1 | J1 | | ● | GE | | | | | | | µg/L |
| Trichlorofluoromethane | 0.77 | 1 | JE1 | | ● | GE | | | | | | | µg/L |

Notes: Synchronous water levels are measured over approximately a 3–5 day period.
● = exceeded holding time.
■ = exceeded groundwater protection standard. See Appendix A.

## WELL FSB 90D (cont.)

| Constituents | 1Q98 | DF | Mod | ST | H | Lab | 2Q98 | DF | Mod | ST | H | Lab | Unit |
|---|---|---|---|---|---|---|---|---|---|---|---|---|---|
| ***Radioactive Constituents*** | | | | | | | | | | | | | |
| Americium-241 | 1.5E+01 | 1 | | | | GP | | | | | | | pCi/L |
| Cesium-137 | <1.6E_00 | 1 | UI | | | GP | | | | | | | pCi/L |
| Cobalt-60 | 2.5E+00 | 1 | UI | | | GP | | | | | | | pCi/L |
| Curium-242 | 1.3E-01 | 1 | UI | | | GP | | | | | | | pCi/L |
| Curium-243/244 | 8.4E+00 | 1 | | | | GP | | | | | | | pCi/L |
| Curium-245/246 | 6.1E-01 | 1 | | | | GP | | | | | | | pCi/L |
| Gross alpha | 6.2E+02 | 1 | | ■ | | GP | 3.4E+02 | 1 | | ■ | | GP | pCi/L |
| Iodine-129 | 1.4E+02 | 1 | | ■ | | GP | | | | | | | pCi/L |
| Nonvolatile beta | 9.9E+02 | 1 | | ■ | | GP | 8.2E+02 | 1 | | ■ | | GP | pCi/L |
| Plutonium-238 | <6.3E-01 | 1 | UJI | | | GP | | | | | | | pCi/L |
| Plutonium-239/240 | -1.5E-01 | 1 | UI | | | GP | | | | | | | pCi/L |
| Radium-226 | 2.5E+01 | 1 | | ■ | | GP | | | | | | | pCi/L |
| Radium-228 | 2.0E+01 | 1 | | ■ | | GP | | | | | | | pCi/L |
| Strontium-90 | 2.5E+02 | 1 | | ■ | | GP | | | | | | | pCi/L |
| Technetium-99 | 1.0E+02 | 1 | | ■ | | GP | | | | | | | pCi/L |
| Thorium-228 | 8.9E-01 | 1 | | | | GP | | | | | | | pCi/L |
| Thorium-230 | <1.5E-01 | 1 | UI | | | GP | | | | | | | pCi/L |
| Thorium-232 | <2.3E-02 | 1 | UI | | | GP | | | | | | | pCi/L |
| Total alpha emitters | 5.1E+02 | 1 | | ■ | | GP | | | | | | | pCi/L |
| Total beta emitters | 5.1E+02 | 1 | | ■ | | GP | | | | | | | pCi/L |
| Total radium | 4.4E+-1 | | | ■ | | | | | | | | | pCi/L |
| Tritium | 4.2E+03 | 1 | | ■ | | GP | 2.3E+03 | 1 | | ■ | | GP | pCi/mL |
| Uranium-233/234 | 2.1E+02 | 1 | | ■ | | GP | | | | | | | pCi/L |
| Uranium-235 | 2.3E+01 | 1 | R4 | | | GP | | | | | | | pCi/L |
| Uranium-238 | 2.8E+02 | 1 | | ■ | | GP | | | | | | | pCi/L |

Notes: Synchronous water levels are measured over approximately a 3–5 day period.
● = exceeded holding time.
■ = exceeded groundwater protection standard. See Appendix A.

# WELL FSB 91C

| SRS Coord. | Lat/Longitude | Screen Zone Elevation | Top of Casing | Casing | Pump | Screen Zone |
|---|---|---|---|---|---|---|
| N75213.3<br>E50953.5 | 33.275259 °N<br>81.678728 °W | 159.1-149.1 ft msl | 279.3 ft msl | 4" PVC | S | Barnwell (IIB1) |

| SAMPLE DATE | 01/05/98 | 04/27/98 |
|---|---|---|

FIELD DATA

| Constituents | 1Q98 | 2Q98 | Unit |
|---|---|---|---|
| Water elevation | 208.9 | 213.0 | ft msl |
| pH | 4.2 | 4.9 | pH |
| Sp. conductance | 140 | 110 | µS/cm |
| Water temperature | 19.0 | 24.3 | °C |
| Alkalinity as $CaCO_3$ | 0 | 0 | mg/L |
| Turbidity | 4 | 3 | NTU |
| Volumes purged | 2.2 | 2.2 | well vol |
| Sampling code | | | |
| Synchronous water level | 212.1 (03/19/98) | 213.3 (06/29/98) | ft msl |

ANALYTICAL DATA

| Constituents | 1Q98 | DF | Mod | ST | H | Lab | 2Q98 | DF | Mod | ST | H | Lab | Unit |
|---|---|---|---|---|---|---|---|---|---|---|---|---|---|
| ***Inorganic Constituents*** | | | | | | | | | | | | | |
| Antimony, total recoverable | <10 | 1 | | | | GE | | | | | | | µg/L |
| Arsenic, total recoverable | <5.0 | 1 | | | | GE | | | | | | | µg/L |
| Barium, total recoverable | 48 | 1 | | | | GE | | | | | | | µg/L |
| Cadmium, total recoverable | 2.6 | 1 | JE | | | GE | 3.7 | 1 | | | | GE | µg/L |
| Chromium, total recoverable | <5.0 | 1 | | | | GE | | | | | | | µg/L |
| Cobalt, total recoverable | 11 | 1 | | ■ | | GE | | | | | | | µg/L |
| Copper, total recoverable | 3.1 | 1 | JE | | | GE | | | | | | | µg/L |
| Cyanide | <10 | 1 | | | | GE | | | | | | | µg/L |
| Lead, total recoverable | 2.4 | 1 | JE | | | GE | 6.4 | 1 | | | | GE | µg/L |
| Mercury, total recoverable | <0.20 | 1 | | | | GE | | | | | | | µg/L |
| Nickel, total recoverable | 5.6 | 1 | | | | GE | | | | | | | µg/L |
| Nitrate as nitrogen | | | | | | | | | | | | | |
| Nitrate-nitrite as nitrogen | 15,000 | 20 | V | ■ | | GE | 15,000 | 5 | | ■ | | GE | µg/L |
| Selenium, total recoverable | <5.0 | 1 | | | | GE | | | | | | | µg/L |
| Silver, total recoverable | <5.0 | 1 | | | | GE | | | | | | | µg/L |
| Thallium, total recoverable | <5.5 | 1 | V | | | GE | | | | | | | µg/L |
| Vanadium, total recoverable | <5.0 | 1 | | | | GE | | | | | | | µg/L |
| Zinc, total recoverable | 21 | 1 | V | | | GE | | | | | | | µg/L |
| ***Organic Constituents*** | | | | | | | | | | | | | |
| Benzene | <1.0 | 1 | | | | GE | | | | | | | µg/L |
| Bis(2-ethylhexyl) phthalate | <10 | 1 | | | | GE | | | | | | | µg/L |
| Dichloromethane | <1.0 | 1 | | | | GE | | | | | | | µg/L |
| Phenols | <5.0 | 1 | | | | GE | | | | | | | µg/L |
| Tetrachloroethylene | <1.0 | 1 | | | | GE | | | | | | | µg/L |
| Trichloroethylene | <3.9 | 1 | V | | | GE | | | | | | | µg/L |
| Trichlorofluoromethane | 2.5 | 1 | | | | GE | | | | | | | µg/L |

Notes: Synchronous water levels are measured over approximately a 3–5 day period.
● = exceeded holding time.
■ = exceeded groundwater protection standard. See Appendix A.

## WELL FSB 91C (cont.)

| Constituents | 1Q98 | DF | Mod | ST | H | Lab | 2Q98 | DF | Mod | ST | H | Lab | Unit |
|---|---|---|---|---|---|---|---|---|---|---|---|---|---|
| ***Radioactive Constituents*** | | | | | | | | | | | | | |
| Americium-241 | <1.1E-01 | 1 | UI | | | GP | | | | | | | pCi/L |
| Cesium-137 | <-1.2E+00 | 1 | UI | | | GP | | | | | | | pCi/L |
| Cobalt-60 | <-4.8E-01 | 1 | UI | | | GP | | | | | | | pCi/L |
| Curium-242 | <-1.7E-02 | 1 | UI | | | GP | | | | | | | pCi/L |
| Curium-243/244 | <6.7E-02 | 1 | UI | | | GP | | | | | | | pCi/L |
| Curium-245/246 | <3.5E-02 | 1 | UI | | | GP | | | | | | | pCi/L |
| Gross alpha | 2.6E+01 | 1 | | ■ | | GP | 1.3E+01 | 1 | | | | GP | pCi/L |
| Iodine-129 | 1.5E+01 | 1 | J1 | | | GP | | | | | | | pCi/L |
| Nonvolatile beta | 2.6E+02 | 1 | | ■ | | GP | 2.4E+02 | 1 | | ■ | | GP | pCi/L |
| Plutonium-238 | <1.6E-01 | 1 | UI | | | GP | | | | | | | pCi/L |
| Plutonium-239/240 | <-5.2E-02 | 1 | UI | | | GP | | | | | | | pCi/L |
| Radium-226 | 1.5E+01 | 1 | | ■ | | GP | | | | | | | pCi/L |
| Radium-228 | 1.2E+01 | 1 | | ■ | | GP | | | | | | | pCi/L |
| Strontium-90 | 1.4E+02 | 1 | | ■ | | GP | | | | | | | pCi/L |
| Technetium-99 | 2.3E+01 | 1 | | | | GP | | | | | | | pCi/L |
| Thorium-228 | <3.1E-01 | 1 | UI | | | GP | | | | | | | pCi/L |
| Thorium-230 | <3.2E-02 | 1 | UI | | | GP | | | | | | | pCi/L |
| Thorium-232 | <-9.0E-03 | 1 | UI | | | GP | | | | | | | pCi/L |
| Total alpha emitters | | | | | | | | | | | | | |
| Total beta emitters | 1.9E+02 | | | ■ | | | | | | | | | pCi/L |
| Total radium | 2.6E+01 | | | | | | | | | | | | pCi/L |
| Tritium | 3.4E+02 | 1 | | ■ | | GP | 2.6E+02 | 1 | | ■ | | GP | pCi/mL |
| Uranium-233/234 | <1.2E+00 | 1 | UI | | | GP | | | | | | | pCi/L |
| Uranium-235 | <-1.8E-02 | 1 | UI | | | GP | | | | | | | pCi/L |
| Uranium-238 | <6.1E-01 | 1 | UI | | | GP | | | | | | | pCi/L |

Notes: Synchronous water levels are measured over approximately a 3–5 day period.
● = exceeded holding time.
■ = exceeded groundwater protection standard. See Appendix A.

# WELL FSB 91D

| SRS Coord. | Lat/Longitude | Screen Zone Elevation | Top of Casing | Casing | Pump | Screen Zone |
|---|---|---|---|---|---|---|
| N75207.6<br>E50946.6 | 33.275235 °N<br>81.678735 °W | 220.9-200.9 ft msl | 279.2 ft msl | 4" PVC | V | Water Table (IIB2) |

| SAMPLE DATE | 01/05/98 | 04/16/98 |
|---|---|---|

FIELD DATA

| Constituents | 1Q98 | 2Q98 | Unit |
|---|---|---|---|
| Water elevation | 211.3 | 216.2 | ft msl |
| pH | 3.4 | 4.0 | pH |
| Sp. conductance | 140 | 140 | µS/cm |
| Water temperature | 20.0 | 17.0 | °C |
| Alkalinity as $CaCO_3$ | 0 | 0 | mg/L |
| Turbidity | 1 | 3 | NTU |
| Volumes purged | 5.9 | 3.1 | well vol |
| Sampling code | | | |
| Synchronous water level | 215.1 (03/19/98) | 216.6 (06/29/98) | ft msl |

ANALYTICAL DATA

| Constituents | 1Q98 | DF | Mod | ST | H | Lab | 2Q98 | DF | Mod | ST | H | Lab | Unit |
|---|---|---|---|---|---|---|---|---|---|---|---|---|---|
| ***Inorganic Constituents*** | | | | | | | | | | | | | |
| Antimony, total recoverable | <10 | 1 | | | | GE | | | | | | | µg/L |
| Arsenic, total recoverable | <5.0 | 1 | | | | GE | | | | | | | µg/L |
| Barium, total recoverable | 27 | 1 | | | | GE | | | | | | | µg/L |
| Cadmium, total recoverable | 0.48 | 1 | JE | | | GE | 0.41 | 1 | JE | | | GE | µg/L |
| Chromium, total recoverable | 0.83 | 1 | JE | | | GE | | | | | | | µg/L |
| Cobalt, total recoverable | 1.4 | 1 | JE | | | GE | | | | | | | µg/L |
| Copper, total recoverable | 8.2 | 1 | | | | GE | | | | | | | µg/L |
| Cyanide | <10 | 1 | | | | GE | | | | | | | µg/L |
| Lead, total recoverable | 4.0 | 1 | JE | | | GE | 19 | 1 | | ■ | | GE | µg/L |
| Mercury, total recoverable | <0.20 | 1 | | | | GE | | | | | | | µg/L |
| Nickel, total recoverable | <5.0 | 1 | | | | GE | | | | | | | µg/L |
| Nitrate as nitrogen | | | | | | | | | | | | | |
| Nitrate-nitrite as nitrogen | 10,000 | 5 | V | ■ | | GE | 13,000 | 5 | | ■ | | GE | µg/L |
| Selenium, total recoverable | <5.0 | 1 | | | | GE | | | | | | | µg/L |
| Silver, total recoverable | <5.0 | 1 | | | | GE | | | | | | | µg/L |
| Thallium, total recoverable | <5.0 | 1 | | | | GE | | | | | | | µg/L |
| Vanadium, total recoverable | <5.0 | 1 | | | | GE | | | | | | | µg/L |
| Zinc, total recoverable | <7.5 | 1 | V | | | GE | | | | | | | µg/L |
| ***Organic Constituents*** | | | | | | | | | | | | | |
| Benzene | <1.0 | 1 | | | | GE | | | | | | | µg/L |
| Bis(2-ethylhexyl) phthalate | <10 | 1 | | | | GE | | | | | | | µg/L |
| Dichloromethane | <1.0 | 1 | | | | GE | | | | | | | µg/L |
| Phenols | <5.0 | 1 | | | | GE | | | | | | | µg/L |
| Tetrachloroethylene | <1.0 | 1 | | | | GE | | | | | | | µg/L |
| Trichloroethylene | <1.0 | 1 | | | | GE | | | | | | | µg/L |
| Trichlorofluoromethane | <1.0 | 1 | | | | GE | | | | | | | µg/L |

Notes: Synchronous water levels are measured over approximately a 3–5 day period.
● = exceeded holding time.
■ = exceeded groundwater protection standard. See Appendix A.

## WELL FSB 91D (cont.)

| Constituents | 1Q98 | DF | Mod | ST | H | Lab | 2Q98 | DF | Mod | ST | H | Lab | Unit |
|---|---|---|---|---|---|---|---|---|---|---|---|---|---|
| ***Radioactive Constituents*** | | | | | | | | | | | | | |
| Americium-241 | 1.2E+00 | 1 | | | | GP | | | | | | | pCi/L |
| Cesium-137 | <1.2E+00 | 1 | UI | | | GP | | | | | | | pCi/L |
| Cobalt-60 | <2.7E-01 | 1 | UI | | | GP | | | | | | | pCi/L |
| Curium-242 | <3.7E-02 | 1 | UI | | | GP | | | | | | | pCi/L |
| Curium-243/244 | 1.1E+00 | 1 | | | | GP | | | | | | | pCi/L |
| Curium-245/246 | <2.6E-02 | 1 | UI | | | GP | | | | | | | pCi/L |
| Gross alpha | 7.0E+01 | 1 | | ■ | | GP | 8.0E+01 | 1 | | ■ | | GP | pCi/L |
| Iodine-129 | 1.3E+01 | 1 | J1 | | | GP | | | | | | | pCi/L |
| Nonvolatile beta | 4.2E+01 | 1 | | | | GP | 7.9E+01 | 1 | | ■ | | GP | pCi/L |
| Plutonium-238 | 4.6E-01 | 1 | | | | GP | | | | | | | pCi/L |
| Plutonium-239/240 | <-3.6E-02 | 1 | UI | | | GP | | | | | | | pCi/L |
| Radium-226 | 4.2E+00 | 1 | | | | GP | | | | | | | pCi/L |
| Radium-228 | 6.5E+00 | 1 | | ■ | | GP | | | | | | | pCi/L |
| Strontium-90 | 1.3E+01 | 1 | | ■ | | GP | | | | | | | pCi/L |
| Technetium-99 | <-3.6E+00 | 1 | UI | | | GP | | | | | | | pCi/L |
| Thorium-228 | <3.9E-02 | 1 | UI | | | GP | | | | | | | pCi/L |
| Thorium-230 | <6.2E-02 | 1 | UI | | | GP | | | | | | | pCi/L |
| Thorium-232 | <-5.8E-02 | 1 | UI | | | GP | | | | | | | pCi/L |
| Total alpha emitters | 6.9E+01 | | | ■ | | | | | | | | | pCi/L |
| Total beta emitters | 3.2E+01 | | | | | | | | | | | | pCi/L |
| Total radium | 1.1E+01 | | | | | | | | | | | | pCi/L |
| Tritium | 2.6E+02 | 1 | | ■ | | GP | 1.2E+03 | 1 | | ■ | | GP | pCi/mL |
| Uranium-233/234 | 2.7E+01 | 1 | | ■ | | GP | | | | | | | pCi/L |
| Uranium-235 | 1.4E+00 | 1 | | | | GP | | | | | | | pCi/L |
| Uranium-238 | 3.9E+01 | 1 | | ■ | | GP | | | | | | | pCi/L |

Notes: Synchronous water levels are measured over approximately a 3–5 day period.
● = exceeded holding time.
■ = exceeded groundwater protection standard. See Appendix A.

# WELL FSB 92C

| SRS Coord. | Lat/Longitude | Screen Zone Elevation | Top of Casing | Casing | Pump | Screen Zone |
|---|---|---|---|---|---|---|
| N75053.2<br>E50564.0 | 33.274269 °N<br>81.679442 °W | 157.6-147.6 ft msl | 275.7 ft msl | 4" PVC | V | Bamwell (IIB1) |

| SAMPLE DATE | 01/06/98 | 04/16/98 |
|---|---|---|

FIELD DATA

| Constituents | 1Q98 | 2Q98 | Unit |
|---|---|---|---|
| Water elevation | 207.8 | 211.5 | ft msl |
| pH | 4.2 | 8.8 | pH |
| Sp. conductance | 280 | 360 | µS/cm |
| Water temperature | 19.0 | 16.0 | °C |
| Alkalinity as $CaCO_3$ | 0 | 38 | mg/L |
| Turbidity | 1 | 2 | NTU |
| Volumes purged | 2.4 | 1.6 | well vol |
| Sampling code | | | |
| Synchronous water level | 210.8 (03/19/98) | 212.1 (06/29/98) | ft msl |

ANALYTICAL DATA

| Constituents | 1Q98 | DF | Mod | ST | H | Lab | 2Q98 | DF | Mod | ST | H | Lab | Unit |
|---|---|---|---|---|---|---|---|---|---|---|---|---|---|
| ***Inorganic Constituents*** | | | | | | | | | | | | | |
| Antimony, total recoverable | <10 | 1 | | | | GE | | | | | | | µg/L |
| Arsenic, total recoverable | <5.0 | 1 | | | | GE | | | | | | | µg/L |
| Barium, total recoverable | 90 | 1 | | | | GE | | | | | | | µg/L |
| Cadmium, total recoverable | 3.9 | 1 | JE | | | GE | 0.55 | 1 | JE | | | GE | µg/L |
| Chromium, total recoverable | <5.0 | 1 | | | | GE | | | | | | | µg/L |
| Cobalt, total recoverable | 27 | 1 | | ■ | | GE | | | | | | | µg/L |
| Copper, total recoverable | 5.0 | 1 | JE | | | GE | | | | | | | µg/L |
| Cyanide | <10 | 1 | J1 | | ● | GE | | | | | | | µg/L |
| Lead, total recoverable | <4.5 | 1 | JEV | | | GE | 0.78 | 1 | JE | | | GE | µg/L |
| Mercury, total recoverable | <0.20 | 1 | | | | GE | | | | | | | µg/L |
| Nickel, total recoverable | 12 | 1 | | | | GE | | | | | | | µg/L |
| Nitrate as nitrogen | | | | | | | | | | | | | |
| Nitrate-nitrite as nitrogen | 33,000 | 20 | | ■ | | GE | 33,000 | 25 | | ■ | | GE | µg/L |
| Selenium, total recoverable | <5.0 | 1 | | | | GE | | | | | | | µg/L |
| Silver, total recoverable | 0.80 | 1 | JE | | | GE | | | | | | | µg/L |
| Thallium, total recoverable | 4.1 | 1 | JE | ■ | | GE | | | | | | | µg/L |
| Vanadium, total recoverable | <5.0 | 1 | | | | GE | | | | | | | µg/L |
| Zinc, total recoverable | 58 | 1 | | | | GE | | | | | | | µg/L |
| ***Organic Constituents*** | | | | | | | | | | | | | |
| Benzene | <1.0 | 1 | | | | GE | | | | | | | µg/L |
| Bis(2-ethylhexyl) phthalate | <10 | 1 | | | | GE | | | | | | | µg/L |
| Dichloromethane | <1.0 | 1 | | | | GE | | | | | | | µg/L |
| Phenols | <5.0 | 1 | | | | GE | | | | | | | µg/L |
| Tetrachloroethylene | <1.0 | 1 | | | | GE | | | | | | | µg/L |
| Trichloroethylene | 6.5 | 1 | | ■ | | GE | | | | | | | µg/L |
| Trichlorofluoromethane | 3.1 | 1 | | | | GE | | | | | | | µg/L |

Notes: Synchronous water levels are measured over approximately a 3–5 day period.
● = exceeded holding time.
■ = exceeded groundwater protection standard. See Appendix A.

## WELL FSB 92C (cont.)

| Constituents | 1Q98 | DF | Mod | ST | H | Lab | 2Q98 | DF | Mod | ST | H | Lab | Unit |
|---|---|---|---|---|---|---|---|---|---|---|---|---|---|
| ***Radioactive Constituents*** | | | | | | | | | | | | | |
| Americium-241 | <2.7E-01 | 1 | UI | | | GP | | | | | | | pCi/L |
| Cesium-137 | <9.3E-02 | 1 | UI | | | GP | | | | | | | pCi/L |
| Cobalt-60 | <7.8E-02 | 1 | UI | | | GP | | | | | | | pCi/L |
| Curium-242 | <-3.5E-02 | 1 | UI | | | GP | | | | | | | pCi/L |
| Curium-243/244 | <1.8E-01 | 1 | UJI | | | GP | | | | | | | pCi/L |
| Curium-245/246 | <1.2E-01 | 1 | UI | | | GP | | | | | | | pCi/L |
| Gross alpha | 3.9E+01 | 1 | | ■ | | GP | 2.7E+01 | 1 | | ■ | | GP | pCi/L |
| Iodine-129 | 1.0E+01 | 1 | J1 | | | GP | | | | | | | pCi/L |
| Nonvolatile beta | 2.6E+02 | 1 | | ■ | | GP | 2.3E+02 | 1 | | ■ | | GP | pCi/L |
| Plutonium-238 | 5.7E-01 | 1 | UIV | | | GP | | | | | | | pCi/L |
| Plutonium-239/240 | <-2.6E-04 | 1 | UI | | | GP | | | | | | | pCi/L |
| Radium-226 | 5.9E+00 | 1 | | ■ | | GP | | | | | | | pCi/L |
| Radium-228 | 1.2E+01 | 1 | J | ■ | | GP | | | | | | | pCi/L |
| Strontium-90 | 1.0E+02 | 1 | | ■ | | GP | | | | | | | pCi/L |
| Technetium-99 | 4.2E+01 | 1 | | | | GP | | | | | | | pCi/L |
| Thorium-228 | <1.3E-01 | 1 | UI | | | GP | | | | | | | pCi/L |
| Thorium-230 | 6.3E-01 | 1 | UIV | | | GP | | | | | | | pCi/L |
| Thorium-232 | <4.0E-02 | 1 | UJI | | | GP | | | | | | | pCi/L |
| Total alpha emitters | 1.6E+00 | | | | | | | | | | | | pCi/L |
| Total beta emitters | 1.7E+02 | | | ■ | | | | | | | | | pCi/L |
| Total radium | 1.8E+01 | | | | | | | | | | | | pCi/L |
| Tritium | 8.9E+02 | 1 | | ■ | | GP | 8.5E+02 | 1 | | ■ | | GP | pCi/mL |
| Uranium-233/234 | 1.0E+00 | 1 | | | | GP | | | | | | | pCi/L |
| Uranium-235 | 2.0E-01 | 1 | UIV | | | GP | | | | | | | pCi/L |
| Uranium-238 | 6.0E-01 | 1 | | | | GP | | | | | | | pCi/L |

Notes: Synchronous water levels are measured over approximately a 3–5 day period.
● = exceeded holding time.
■ = exceeded groundwater protection standard. See Appendix A.

# WELL FSB 92D

| SRS Coord. | Lat/Longitude | Screen Zone Elevation | Top of Casing | Casing | Pump | Screen Zone |
|---|---|---|---|---|---|---|
| N75045.8<br>E50557.6 | 33.274242 °N<br>81.679445 °W | 221.7-201.7 ft msl | 275.9 ft msl | 4" PVC | V | Water Table (IIB2) |

| SAMPLE DATE | 01/12/98 | 04/08/98 |
|---|---|---|

FIELD DATA

| Constituents | 1Q98 | 2Q98 | Unit |
|---|---|---|---|
| Water elevation | 209.7 | 214.4 | ft msl |
| pH | 3.2 | 3.6 | pH |
| Sp. conductance | 940 | 940 | µS/cm |
| Water temperature | 18.0 | 17.0 | °C |
| Alkalinity as $CaCO_3$ | 0 | 0 | mg/L |
| Turbidity | 1 | 2 | NTU |
| Volumes purged | 2.7 | 2.8 | well vol |
| Sampling code | | | |
| Synchronous water level | 213.6 (03/19/98) | 215.2 (06/29/98) | ft msl |

ANALYTICAL DATA

| Constituents | 1Q98 | DF | Mod | ST | H | Lab | 2Q98 | DF | Mod | ST | H | Lab | Unit |
|---|---|---|---|---|---|---|---|---|---|---|---|---|---|
| ***Inorganic Constituents*** | | | | | | | | | | | | | |
| Antimony, total recoverable | <10 | 1 | | | | GE | | | | | | | µg/L |
| Arsenic, total recoverable | 5.0 | 1 | | | | GE | | | | | | | µg/L |
| Barium, total recoverable | 330 | 1 | | | | GE | | | | | | | µg/L |
| Cadmium, total recoverable | 19 | 1 | | ■ | | GE | 5.6 | 1 | | ■ | | GE | µg/L |
| Chromium, total recoverable | 2.9 | 1 | JE | | | GE | | | | | | | µg/L |
| Cobalt, total recoverable | 12 | 1 | | ■ | | GE | | | | | | | µg/L |
| Copper, total recoverable | 320 | 1 | | | | GE | | | | | | | µg/L |
| Cyanide | <10 | 1 | | | | GE | | | | | | | µg/L |
| Lead, total recoverable | 170 | 1 | | ■ | | GE | 11 | 1 | | | | GE | µg/L |
| Mercury, total recoverable | 1.2 | 1 | | | | GE | | | | | | | µg/L |
| Nickel, total recoverable | 21 | 1 | | | | GE | | | | | | | µg/L |
| Nitrate as nitrogen | | | | | | | | | | | | | |
| Nitrate-nitrite as nitrogen | 110,000 | 120 | | ■ | | GE | 110,000 | 100 | V | ■ | | GE | µg/L |
| Selenium, total recoverable | <5.0 | 1 | | | | GE | | | | | | | µg/L |
| Silver, total recoverable | <5.0 | 1 | | | | GE | | | | | | | µg/L |
| Thallium, total recoverable | <5.0 | 1 | | | | GE | | | | | | | µg/L |
| Vanadium, total recoverable | <5.0 | 1 | | | | GE | | | | | | | µg/L |
| Zinc, total recoverable | 230 | 1 | V | | | GE | | | | | | | µg/L |
| ***Organic Constituents*** | | | | | | | | | | | | | |
| Benzene | <1.0 | 1 | | | | GE | | | | | | | µg/L |
| Bis(2-ethylhexyl) phthalate | <11 | 1 | | | | GE | | | | | | | µg/L |
| Dichloromethane | <2.4 | 1 | V | | | GE | | | | | | | µg/L |
| Phenols | <5.0 | 1 | | | | GE | | | | | | | µg/L |
| Tetrachloroethylene | <1.0 | 1 | | | | GE | | | | | | | µg/L |
| Trichloroethylene | <1.0 | 1 | | | | GE | | | | | | | µg/L |
| Trichlorofluoromethane | <1.0 | 1 | | | | GE | | | | | | | µg/L |

Notes: Synchronous water levels are measured over approximately a 3–5 day period.
● = exceeded holding time.
■ = exceeded groundwater protection standard. See Appendix A.

## WELL FSB 92D (cont.)

| Constituents | 1Q98 | DF | Mod | ST | H | Lab | 2Q98 | DF | Mod | ST | H | Lab | Unit |
|---|---|---|---|---|---|---|---|---|---|---|---|---|---|
| ***Radioactive Constituents*** | | | | | | | | | | | | | |
| Americium-241 | 1.8E+01 | 1 | | ■ | | GP | | | | | | | pCi/L |
| Cesium-137 | <2.6E+00 | 1 | UI | | | GP | | | | | | | pCi/L |
| Cobalt-60 | <1.2E+00 | 1 | UI | | | GP | | | | | | | pCi/L |
| Curium-242 | <2.4E-01 | 1 | UI | | | GP | | | | | | | pCi/L |
| Curium-243/244 | 1.4E+01 | 1 | | | | GP | | | | | | | pCi/L |
| Curium-245/246 | 1.7E+00 | 1 | | | | GP | | | | | | | pCi/L |
| Gross alpha | 6.6E+02 | 1 | | ■ | | GP | 7.7E+02 | 1 | | ■ | | GP | pCi/L |
| Iodine-129 | 8.0E+01 | 1 | | ■ | | GP | | | | | | | pCi/L |
| Nonvolatile beta | 1.3E+03 | 1 | | ■ | | GP | 8.8E+02 | 1 | | ■ | | GP | pCi/L |
| Plutonium-238 | <1.2E-01 | 1 | UI | | | GP | | | | | | | pCi/L |
| Plutonium-239/240 | <1.0E-03 | 1 | UI | | | GP | | | | | | | pCi/L |
| Radium-226 | 3.5E+01 | 1 | | ■ | | GP | | | | | | | pCi/L |
| Radium-228 | 2.6E+01 | 1 | | ■ | | GP | | | | | | | pCi/L |
| Strontium-90 | 4.2E+02 | 1 | | ■ | | GP | | | | | | | pCi/L |
| Technetium-99 | 5.7E+01 | 1 | | ■ | | GP | | | | | | | pCi/L |
| Thorium-228 | <6.5E-01 | 1 | UI | | | GP | | | | | | | pCi/L |
| Thorium-230 | <4.9E-02 | 1 | UI | | | GP | | | | | | | pCi/L |
| Thorium-232 | <6.9E-02 | 1 | UJI | | | GP | | | | | | | pCi/L |
| Total alpha emitters | 6.2E+02 | | | ■ | | | | | | | | | pCi/L |
| Total beta emitters | 5.8E+02 | | | ■ | | | | | | | | | pCi/L |
| Total radium | 6.1E+01 | | | | | | | | | | | | pCi/L |
| Tritium | 4.1E+03 | 1 | | ■ | | GP | 3.6E+03 | 1 | | ■ | | GP | pCi/mL |
| Uranium-233/234 | 2.4E+02 | 1 | | ■ | | GP | | | | | | | pCi/L |
| Uranium-235 | 2.1E+01 | 1 | | ■ | | GP | | | | | | | pCi/L |
| Uranium-238 | 3.3E+02 | 1 | | ■ | | GP | | | | | | | pCi/L |

Notes: Synchronous water levels are measured over approximately a 3–5 day period.
● = exceeded holding time.
■ = *exceeded groundwater protection standard. See Appendix A.*

# WELL FSB 93C

| SRS Coord. | Lat/Longitude | Screen Zone Elevation | Top of Casing | Casing | Pump | Screen Zone |
|---|---|---|---|---|---|---|
| N74897.3<br>E50458.3 | 33.273752 °N<br>81.679418 °W | 152.0-142.0 ft msl | 276.2 ft msl | 4" PVC | S | Barnwell (IIB1) |

| SAMPLE DATE | 01/20/98 | 04/01/98 |
|---|---|---|

FIELD DATA

| Constituents | 1Q98 | 2Q98 | Unit |
|---|---|---|---|
| Water elevation | 208.1 | 210.4 | ft msl |
| pH | 4.6 | 5.1 | pH |
| Sp. conductance | 300 | 30 | µS/cm |
| Water temperature | 19.4 | 20.1 | °C |
| Alkalinity as $CaCO_3$ | 2 | 3 | mg/L |
| Turbidity | 1 | 1 | NTU |
| Volumes purged | 2.5 | 2.8 | well vol |
| Sampling code | | | |
| Synchronous water level | 210.9 (03/19/98) | 211.2 (06/29/98) | ft msl |

ANALYTICAL DATA

| Constituents | 1Q98 | DF | Mod | ST | H | Lab | 2Q98 | DF | Mod | ST | H | Lab | Unit |
|---|---|---|---|---|---|---|---|---|---|---|---|---|---|
| ***Inorganic Constituents*** | | | | | | | | | | | | | |
| Antimony, total recoverable | <10 | 1 | | | | GE | | | | | | | µg/L |
| Arsenic, total recoverable | <5.0 | 1 | | | | GE | | | | | | | µg/L |
| Barium, total recoverable | 61 | 1 | | | | GE | | | | | | | µg/L |
| Cadmium, total recoverable | 1.2 | 1 | JE | | | GE | 0.82 | 1 | JE | | | GE | µg/L |
| Chromium, total recoverable | 0.83 | 1 | JE | | | GE | | | | | | | µg/L |
| Cobalt, total recoverable | 2.6 | 1 | JE | | | GE | | | | | | | µg/L |
| Copper, total recoverable | 7.3 | 1 | | | | GE | | | | | | | µg/L |
| Cyanide | <10 | 1 | | | | GE | | | | | | | µg/L |
| Lead, total recoverable | <3.1 | 1 | JEV | | | GE | 0.60 | 1 | JE | | | GE | µg/L |
| Mercury, total recoverable | 0.12 | 1 | JE | | | GE | | | | | | | µg/L |
| Nickel, total recoverable | 8.4 | 1 | | | | GE | | | | | | | µg/L |
| Nitrate as nitrogen | | | | | | | | | | | | | |
| Nitrate-nitrite as nitrogen | 32,000 | 40 | | ■ | | GE | 31,000 | 20 | | ■ | | GE | µg/L |
| Selenium, total recoverable | <5.0 | 1 | | | | GE | | | | | | | µg/L |
| Silver, total recoverable | 2.0 | 1 | JE | | | GE | | | | | | | µg/L |
| Thallium, total recoverable | <5.0 | 1 | | | | GE | | | | | | | µg/L |
| Vanadium, total recoverable | <5.0 | 1 | | | | GE | | | | | | | µg/L |
| Zinc, total recoverable | 110 | 1 | V | | | GE | | | | | | | µg/L |
| ***Organic Constituents*** | | | | | | | | | | | | | |
| Benzene | <1.0 | 1 | J1 | | ● | GE | | | | | | | µg/L |
| Bis(2-ethylhexyl) phthalate | <10 | 1 | | | | GE | | | | | | | µg/L |
| Dichloromethane | <0.64 | 1 | JV1 | | ● | GE | | | | | | | µg/L |
| Phenols | <5.0 | 1 | | | | GE | | | | | | | µg/L |
| Tetrachloroethylene | <1.0 | 1 | J1 | | ● | GE | | | | | | | µg/L |
| Trichloroethylene | 2.3 | 1 | J1 | | ● | GE | | | | | | | µg/L |
| Trichlorofluoromethane | 1.6 | 1 | J1 | | ● | GE | | | | | | | µg/L |

Notes: Synchronous water levels are measured over approximately a 3–5 day period.
● = exceeded holding time.
■ = exceeded groundwater protection standard. See Appendix A.

## WELL FSB 93C (cont.)

| Constituents | 1Q98 | DF | Mod | ST | H | Lab | 2Q98 | DF | Mod | ST | H | Lab | Unit |
|---|---|---|---|---|---|---|---|---|---|---|---|---|---|
| ***Radioactive Constituents*** | | | | | | | | | | | | | |
| Americium-241 | <8.7E-02 | 1 | UI | | | GP | | | | | | | pCi/L |
| Cesium-137 | <7.4E-01 | 1 | UI | | | GP | | | | | | | pCi/L |
| Cobalt-60 | <-7.7E-02 | 1 | UI | | | GP | | | | | | | pCi/L |
| Curium-242 | <6.0E-03 | 1 | UI | | | GP | | | | | | | pCi/L |
| Curium-243/244 | <2.1E-02 | 1 | UI | | | GP | | | | | | | pCi/L |
| Curium-245/246 | <8.0E-03 | 1 | UI | | | GP | | | | | | | pCi/L |
| Gross alpha | 7.1E+00 | 1 | | | | GP | 3.9E+00 | 1 | J | | | GP | pCi/L |
| Iodine-129 | 8.1E+00 | 1 | | | | GP | | | | | | | pCi/L |
| Nonvolatile beta | 4.7E+01 | 1 | | | | GP | 4.9E+01 | 1 | | | | GP | pCi/L |
| Plutonium-238 | <-2.0E-02 | 1 | UI | | | GP | | | | | | | pCi/L |
| Plutonium-239/240 | <2.6E-02 | 1 | UI | | | GP | | | | | | | pCi/L |
| Radium-226 | 2.6E+00 | 1 | | | | GP | | | | | | | pCi/L |
| Radium-228 | 4.8E+00 | 1 | UIV | | | GP | | | | | | | pCi/L |
| Strontium-90 | 1.3E+01 | 1 | | ■ | | GP | | | | | | | pCi/L |
| Technetium-99 | <2.3E+01 | 1 | UI | | | GP | | | | | | | pCi/L |
| Thorium-228 | <8.6E-02 | 1 | UI | | | GP | | | | | | | pCi/L |
| Thorium-230 | <1.3E-01 | 1 | UI | | | GP | | | | | | | pCi/L |
| Thorium-232 | <-1.8E-02 | 1 | UI | | | GP | | | | | | | pCi/L |
| Total alpha emitters | | | | | | | | | | | | | |
| Total beta emitters | 2.2E+01 | | | | | | | | | | | | pCi/L |
| Total radium | 2.6E+00 | | | | | | | | | | | | pCi/L |
| Tritium | 1.1E+03 | 1 | | ■ | | GP | 9.4E+02 | 1 | | ■ | | GP | pCi/mL |
| Uranium-233/234 | <4.4E-02 | 1 | UI | | | GP | | | | | | | pCi/L |
| Uranium-235 | <8.0E-03 | 1 | UI | | | GP | | | | | | | pCi/L |
| Uranium-238 | <1.5E-02 | 1 | UI | | | GP | | | | | | | pCi/L |

Notes: Synchronous water levels are measured over approximately a 3–5 day period.
● = exceeded holding time.
■ = exceeded groundwater protection standard. See Appendix A.

# WELL FSB 93D

| SRS Coord. | Lat/Longitude | Screen Zone Elevation | Top of Casing | Casing | Pump | Screen Zone |
|---|---|---|---|---|---|---|
| N74888.5<br>E50452.4 | 33.273723 °N<br>81.679416 °W | 217.9-197.9 ft msl | 276.1 ft msl | 4" PVC | V | Water Table (IIB2) |

| SAMPLE DATE | 01/12/98 | 04/16/98 |
|---|---|---|

FIELD DATA

| Constituents | 1Q98 | 2Q98 | Unit |
|---|---|---|---|
| Water elevation | 208.7 | 213.7 | ft msl |
| pH | 3.8 | 3.6 | pH |
| Sp. conductance | 1000 | 700 | µS/cm |
| Water temperature | 19.0 | 16.0 | °C |
| Alkalinity as $CaCO_3$ | 0 | 0 | mg/L |
| Turbidity | 6 | 3 | NTU |
| Volumes purged | 0.14 | 0.096 | well vol |
| Sampling code | XN | XN | |
| Synchronous water level | 212.7 (03/19/98) | 213.8 (06/29/98) | ft msl |

ANALYTICAL DATA

| Constituents | 1Q98 | DF | Mod | ST | H | Lab | 2Q98 | DF | Mod | ST | H | Lab | Unit |
|---|---|---|---|---|---|---|---|---|---|---|---|---|---|
| ***Inorganic Constituents*** | | | | | | | | | | | | | |
| Antimony, total recoverable | <100 | 10 | V | | | GE | | | | | | | µg/L |
| Arsenic, total recoverable | <50 | 10 | | | | GE | | | | | | | µg/L |
| Barium, total recoverable | 320 | 10 | | | | GE | | | | | | | µg/L |
| Cadmium, total recoverable | 11 | 10 | JE | ■ | | GE | 11 | 1 | | ■ | | GE | µg/L |
| Chromium, total recoverable | <50 | 10 | | | | GE | | | | | | | µg/L |
| Cobalt, total recoverable | 13 | 10 | JE | ■ | | GE | | | | | | | µg/L |
| Copper, total recoverable | 44 | 10 | JE | | | GE | | | | | | | µg/L |
| Cyanide | <10 | 1 | | | | GE | | | | | | | µg/L |
| Lead, total recoverable | 17 | 10 | JE | ■ | | GE | 8.9 | 1 | | | | GE | µg/L |
| Mercury, total recoverable | 0.51 | 1 | | | | GE | | | | | | | µg/L |
| Nickel, total recoverable | <50 | 10 | | | | GE | | | | | | | µg/L |
| Nitrate as nitrogen | | | | | | | | | | | | | |
| Nitrate-nitrite as nitrogen | 82,000 | 80 | | ■ | | GE | 92,000 | 50 | V | ■ | | GE | µg/L |
| Selenium, total recoverable | <50 | 10 | V | | | GE | | | | | | | µg/L |
| Silver, total recoverable | <50 | 10 | | | | GE | | | | | | | µg/L |
| Thallium, total recoverable | <50 | 10 | | | | GE | | | | | | | µg/L |
| Vanadium, total recoverable | <50 | 10 | | | | GE | | | | | | | µg/L |
| Zinc, total recoverable | 92 | 10 | V | | | GE | | | | | | | µg/L |
| ***Organic Constituents*** | | | | | | | | | | | | | |
| Benzene | <1.0 | 1 | | | | GE | | | | | | | µg/L |
| Bis(2-ethylhexyl) phthalate | <11 | 1 | J1 | | ● | GE | | | | | | | µg/L |
| Dichloromethane | <2.6 | 1 | V | | | GE | | | | | | | µg/L |
| Phenols | <5.0 | 1 | | | | GE | | | | | | | µg/L |
| Tetrachloroethylene | <1.0 | 1 | | | | GE | | | | | | | µg/L |
| Trichloroethylene | <1.0 | 1 | | | | GE | | | | | | | µg/L |
| Trichlorofluoromethane | <1.0 | 1 | | | | GE | | | | | | | µg/L |

Notes: Synchronous water levels are measured over approximately a 3–5 day period.
● = exceeded holding time.
■ = exceeded groundwater protection standard. See Appendix A.

## WELL FSB 93D (cont.)

| Constituents | 1Q98 | DF | Mod | ST | H | Lab | 2Q98 | DF | Mod | ST | H | Lab | Unit |
|---|---|---|---|---|---|---|---|---|---|---|---|---|---|
| ***Radioactive Constituents*** | | | | | | | | | | | | | |
| Americium-241 | 4.7E+00 | 1 | | | | GP | | | | | | | pCi/L |
| Cesium-137 | 7.8E+00 | 1 | R4 | | | GP | | | | | | | pCi/L |
| Cobalt-60 | <3.0E+00 | 1 | UI | | | GP | | | | | | | pCi/L |
| Curium-242 | <2.3E-01 | 1 | UI | | | GP | | | | | | | pCi/L |
| Curium-243/244 | 2.0E+00 | 1 | | | | GP | | | | | | | pCi/L |
| Curium-245/246 | <-6.2E-02 | 1 | UI | | | GP | | | | | | | pCi/L |
| Gross alpha | 2.1E+02 | 1 | | ■ | | GP | 2.2E+02 | 1 | | ■ | | GP | pCi/L |
| Iodine-129 | 6.0E+01 | 1 | | ■ | | GP | | | | | | | pCi/L |
| Nonvolatile beta | 1.1E+03 | 1 | | ■ | | GP | 1.1E+03 | 1 | | ■ | | GP | pCi/L |
| Plutonium-238 | <6.9E-02 | 1 | UI | | | GP | | | | | | | pCi/L |
| Plutonium-239/240 | <4.0E-03 | 1 | UI | | | GP | | | | | | | pCi/L |
| Radium-226 | 1.8E+01 | 1 | | ■ | | GP | | | | | | | pCi/L |
| Radium-228 | 2.5E+01 | 1 | | ■ | | GP | | | | | | | pCi/L |
| Strontium-90 | 5.3E+02 | 1 | | ■ | | GP | | | | | | | pCi/L |
| Technetium-99 | 4.9E+01 | 1 | | | | GP | | | | | | | pCi/L |
| Thorium-228 | 9.1E-01 | 1 | | | | GP | | | | | | | pCi/L |
| Thorium-230 | <2.3E-01 | 1 | UI | | | GP | | | | | | | pCi/L |
| Thorium-232 | <5.7E-02 | 1 | UJI | | | GP | | | | | | | pCi/L |
| Total alpha emitters | 1.7E+02 | | | ■ | | | | | | | | | pCi/L |
| Total beta emitters | 6.6E+02 | | | ■ | | | | | | | | | pCi/L |
| Total radium | 4.3E+01 | | | | | | | | | | | | pCi/L |
| Tritium | 3.1E+03 | 1 | | ■ | | GP | 3.3E+03 | 1 | | ■ | | GP | pCi/mL |
| Uranium-233/234 | 6.2E+01 | 1 | | ■ | | GP | | | | | | | pCi/L |
| Uranium-235 | 7.4E+00 | 1 | | | | GP | | | | | | | pCi/L |
| Uranium-238 | 8.9E+01 | 1 | | ■ | | GP | | | | | | | pCi/L |

Notes: Synchronous water levels are measured over approximately a 3–5 day period.
● = exceeded holding time.
■ = exceeded groundwater protection standard. See Appendix A.

# WELL FSB 94C

| SRS Coord. | Lat/Longitude | Screen Zone Elevation | Top of Casing | Casing | Pump | Screen Zone |
|---|---|---|---|---|---|---|
| N74869.0<br>E50180.0 | 33.273235 °N<br>81.680096 °W | 149.8-139.8 ft msl | 281.1 ft msl | 4" PVC | V | Barnwell (IIB1) |

| SAMPLE DATE | 01/13/98 | 04/23/98 |
|---|---|---|

FIELD DATA

| Constituents | 1Q98 | 2Q98 | Unit |
|---|---|---|---|
| Water elevation | 206.2 | 210.1 | ft msl |
| pH | 3.8 | 3.8 | pH |
| Sp. conductance | 2020 | 2000 | µS/cm |
| Water temperature | 18.0 | 15.0 | °C |
| Alkalinity as $CaCO_3$ | 0 | 0 | mg/L |
| Turbidity | 17 | 5 | NTU |
| Volumes purged | 0.023 | 0.022 | well vol |
| Sampling code | XN | XN | |
| Synchronous water level | 209.3 (03/20/98) | 210.5 (06/30/98) | ft msl |

ANALYTICAL DATA

| Constituents | 1Q98 | DF | Mod | ST | H | Lab | 2Q98 | DF | Mod | ST | H | Lab | Unit |
|---|---|---|---|---|---|---|---|---|---|---|---|---|---|
| ***Inorganic Constituents*** | | | | | | | | | | | | | |
| Antimony, total recoverable | <500 | 50 | V | | | GE | | | | | | | µg/L |
| Arsenic, total recoverable | <250 | 50 | | | | GE | | | | | | | µg/L |
| Barium, total recoverable | 690 | 50 | | | | GE | | | | | | | µg/L |
| Cadmium, total recoverable | 31 | 50 | JE | ■ | | GE | 27 | 1 | | ■ | | GE | µg/L |
| Chromium, total recoverable | <250 | 50 | | | | GE | | | | | | | µg/L |
| Cobalt, total recoverable | 650 | 50 | | ■ | | GE | | | | | | | µg/L |
| Copper, total recoverable | <250 | 50 | | | | GE | | | | | | | µg/L |
| Cyanide | <10 | 1 | | | | GE | | | | | | | µg/L |
| Lead, total recoverable | 110 | 50 | JE | ■ | | GE | 5.4 | 1 | | | | GE | µg/L |
| Mercury, total recoverable | <0.20 | 1 | | | | GE | | | | | | | µg/L |
| Nickel, total recoverable | 170 | 50 | JE | ■ | | GE | | | | | | | µg/L |
| Nitrate as nitrogen | | | | | | | | | | | | | |
| Nitrate-nitrite as nitrogen | 260,000 | 120 | | ■ | | GE | 610,000 | 300 | | ■ | | GE | µg/L |
| Selenium, total recoverable | <250 | 50 | V | | | GE | | | | | | | µg/L |
| Silver, total recoverable | <250 | 50 | | | | GE | | | | | | | µg/L |
| Thallium, total recoverable | 150 | 50 | JE | ■ | | GE | | | | | | | µg/L |
| Vanadium, total recoverable | <250 | 50 | | | | GE | | | | | | | µg/L |
| Zinc, total recoverable | 380 | 50 | V | | | GE | | | | | | | µg/L |
| ***Organic Constituents*** | | | | | | | | | | | | | |
| Benzene | <1.0 | 1 | | | | GE | | | | | | | µg/L |
| Bis(2-ethylhexyl) phthalate | <11 | 1 | | | | GE | | | | | | | µg/L |
| Dichloromethane | <2.1 | 1 | V | | | GE | | | | | | | µg/L |
| Phenols | 23 | 1 | | ■ | | GE | | | | | | | µg/L |
| Tetrachloroethylene | <1.0 | 1 | | | | GE | | | | | | | µg/L |
| Trichloroethylene | <1.0 | 1 | | | | GE | | | | | | | µg/L |
| Trichlorofluoromethane | <1.0 | 1 | | | | GE | | | | | | | µg/L |

Notes: Synchronous water levels are measured over approximately a 3–5 day period.
● = exceeded holding time.
■ = exceeded groundwater protection standard. See Appendix A.

## WELL FSB 94C (cont.)

| Constituents | 1Q98 | DF | Mod | ST | H | Lab | 2Q98 | DF | Mod | ST | H | Lab | Unit |
|---|---|---|---|---|---|---|---|---|---|---|---|---|---|
| ***Radioactive Constituents*** | | | | | | | | | | | | | |
| Americium-241 | <4.7E-01 | 1 | UI | | | GP | | | | | | | pCi/L |
| Cesium-137 | 4.3E+00 | 1 | | | | GP | | | | | | | pCi/L |
| Cobalt-60 | <1.7E+00 | 1 | UI | | | GP | | | | | | | pCi/L |
| Curium-242 | <7.4E-02 | 1 | UI | | | GP | | | | | | | pCi/L |
| Curium-243/244 | <3.7E-01 | 1 | UI | | | GP | | | | | | | pCi/L |
| Curium-245/246 | <-5.1E-02 | 1 | UI | | | GP | | | | | | | pCi/L |
| Gross alpha | 1.6E+02 | 1 | | ■ | | GP | 1.6E+02 | 1 | | ■ | | GP | pCi/L |
| Iodine-129 | 1.0E+02 | 1 | | ■ | | GP | | | | | | | pCi/L |
| Nonvolatile beta | 2.4E+03 | 1 | | ■ | | GP | 2.3E+03 | 1 | | ■ | | GP | pCi/L |
| Plutonium-238 | <7.3E-02 | 1 | UI | | | GP | | | | | | | pCi/L |
| Plutonium-239/240 | <-2.3E-02 | 1 | UI | | | GP | | | | | | | pCi/L |
| Radium-226 | 6.2E+01 | 1 | | ■ | | GP | | | | | | | pCi/L |
| Radium-228 | 2.9E+01 | 1 | | ■ | | GP | | | | | | | pCi/L |
| Strontium-90 | 8.6E+02 | 1 | | ■ | | GP | | | | | | | pCi/L |
| Technetium-99 | 2.4E+02 | 1 | | ■ | | GP | | | | | | | pCi/L |
| Thorium-228 | <6.7E-01 | 1 | UI | | | GP | | | | | | | pCi/L |
| Thorium-230 | <1.3E-02 | 1 | UI | | | GP | | | | | | | pCi/L |
| Thorium-232 | <-1.1E-01 | 1 | UJI | | | GP | | | | | | | pCi/L |
| Total alpha emitters | 6.1E+01 | | | ■ | | | | | | | | | pCi/L |
| Total beta emitters | 1.2E+03 | | | ■ | | | | | | | | | pCi/L |
| Total radium | 9.1E+01 | | | | | | | | | | | | pCi/L |
| Tritium | 1.0E+04 | 1 | | ■ | | GP | 1.1E+04 | 1 | J | ■ | | GP | pCi/mL |
| Uranium-233/234 | 3.0E+01 | 1 | | ■ | | GP | | | | | | | pCi/L |
| Uranium-235 | 1.9E+00 | 1 | | | | GP | | | | | | | pCi/L |
| Uranium-238 | 2.9E+01 | 1 | | ■ | | GP | | | | | | | pCi/L |

Notes: Synchronous water levels are measured over approximately a 3–5 day period.
● = exceeded holding time.
■ = exceeded groundwater protection standard. See Appendix A.

## WELL FSB 94DR

| SRS Coord. | Lat/Longitude | Screen Zone Elevation | Top of Casing | Casing | Pump | Screen Zone |
|---|---|---|---|---|---|---|
| N74869.1<br>E50162.9 | 33.273207 °N<br>81.680141 °W | 203.4-183.3 ft msl | 280.5 ft msl | 4" PVC | S | Water Table (IIB2) |

| SAMPLE DATE | 02/24/98 | 04/13/98 |
|---|---|---|

FIELD DATA

| Constituents | 1Q98 | 2Q98 | Unit |
|---|---|---|---|
| Water elevation | 210.0 | 212.6 | ft msl |
| pH | 3.2 | 3.2 | pH |
| Sp. conductance | 620 | 600 | µS/cm |
| Water temperature | 16.0 | 16.0 | °C |
| Alkalinity as $CaCO_3$ | 0 | 0 | mg/L |
| Turbidity | 0 | 2 | NTU |
| Volumes purged | 3.8 | 5.5 | well vol |
| Sampling code | | | |
| Synchronous water level | 211.8 (03/20/98) | 212.9 (06/30/98) | ft msl |

ANALYTICAL DATA

| Constituents | 1Q98 | DF | Mod | ST | H | Lab | 2Q98 | DF | Mod | ST | H | Lab | Unit |
|---|---|---|---|---|---|---|---|---|---|---|---|---|---|
| ***Inorganic Constituents*** | | | | | | | | | | | | | |
| Antimony, total recoverable | <10 | 1 | | | | GE | | | | | | | µg/L |
| Arsenic, total recoverable | <5.0 | 1 | | | | GE | | | | | | | µg/L |
| Barium, total recoverable | 310 | 1 | | | | GE | | | | | | | µg/L |
| Cadmium, total recoverable | 4.1 | 1 | JE | | | GE | 2.2 | 1 | | | | GE | µg/L |
| Chromium, total recoverable | 1.9 | 1 | JE | | | GE | | | | | | | µg/L |
| Cobalt, total recoverable | 12 | 1 | | ■ | | GE | | | | | | | µg/L |
| Copper, total recoverable | 73 | 1 | | | | GE | | | | | | | µg/L |
| Cyanide | <10 | 1 | | | | GE | | | | | | | µg/L |
| Lead, total recoverable | 1.4 | 1 | JE | | | GE | 3.1 | 1 | | | | GE | µg/L |
| Mercury, total recoverable | 0.22 | 1 | | | | GE | | | | | | | µg/L |
| Nickel, total recoverable | 11 | 1 | | | | GE | | | | | | | µg/L |
| Nitrate as nitrogen | | | | | | | | | | | | | |
| Nitrate-nitrite as nitrogen | 64,000 | 40 | | ■ | | GE | 48,000 | 20 | | ■ | | GE | µg/L |
| Selenium, total recoverable | 1.7 | 1 | JE | | | GE | | | | | | | µg/L |
| Silver, total recoverable | <5.0 | 1 | | | | GE | | | | | | | µg/L |
| Thallium, total recoverable | 5.1 | 1 | | ■ | | GE | | | | | | | µg/L |
| Vanadium, total recoverable | 0.73 | 1 | JE | | | GE | | | | | | | µg/L |
| Zinc, total recoverable | 45 | 1 | V | | | GE | | | | | | | µg/L |
| ***Organic Constituents*** | | | | | | | | | | | | | |
| Benzene | <1.0 | 1 | J | | | GE | | | | | | | µg/L |
| Bis(2-ethylhexyl) phthalate | <10 | 1 | | | | GE | | | | | | | µg/L |
| Dichloromethane | <1.0 | 1 | J | | | GE | | | | | | | µg/L |
| Phenols | <5.0 | 1 | | | | GE | | | | | | | µg/L |
| Tetrachloroethylene | <1.0 | 1 | J | | | GE | | | | | | | µg/L |
| Trichloroethylene | 6.6 | 1 | J | ■ | | GE | | | | | | | µg/L |
| Trichlorofluoromethane | <1.0 | 1 | J | | | GE | | | | | | | µg/L |

Notes: Synchronous water levels are measured over approximately a 3–5 day period.
● = exceeded holding time.
■ = exceeded groundwater protection standard. See Appendix A.

## WELL FSB 94DR (cont.)

| Constituents | 1Q98 | DF | Mod | ST | H | Lab | 2Q98 | DF | Mod | ST | H | Lab | Unit |
|---|---|---|---|---|---|---|---|---|---|---|---|---|---|
| ***Radioactive Constituents*** | | | | | | | | | | | | | |
| Americium-241 | 2.3E+01 | 1 | | ■ | | GP | | | | | | | pCi/L |
| Cesium-137 | 6.6E+01 | 1 | | ■ | | GP | | | | | | | pCi/L |
| Cobalt-60 | <-2.3E-01 | 1 | UI | | | GP | | | | | | | pCi/L |
| Curium-242 | <3.1E-01 | 1 | UI | | | GP | | | | | | | pCi/L |
| Curium-243/244 | 6.2E+01 | 1 | | ■ | | GP | | | | | | | pCi/L |
| Curium-245/246 | <-1.8E-02 | 1 | UI | | | GP | | | | | | | pCi/L |
| Gross alpha | 8.6E+02 | 1 | | ■ | | GP | 4.8E+02 | 1 | | ■ | | GP | pCi/L |
| Iodine-129 | 3.7E+01 | 1 | J | | | GP | | | | | | | pCi/L |
| Nonvolatile beta | 6.4E+02 | 1 | | ■ | | GP | 6.4E+02 | 1 | | ■ | | GP | pCi/L |
| Plutonium-238 | <-2.5E-02 | 1 | UI | | | GP | | | | | | | pCi/L |
| Plutonium-239/240 | <3.6E-02 | 1 | UI | | | GP | | | | | | | pCi/L |
| Radium-226 | 2.8E+00 | 1 | | | | GP | | | | | | | pCi/L |
| Radium-228 | 2.6E+01 | 1 | | ■ | | GP | | | | | | | pCi/L |
| Strontium-90 | 8.9E+01 | 1 | | ■ | | GP | | | | | | | pCi/L |
| Technetium-99 | 4.5E+01 | 1 | | | | GP | | | | | | | pCi/L |
| Thorium-228 | <3.4E-01 | 1 | UI | | | GP | | | | | | | pCi/L |
| Thorium-230 | 3.2E-01 | 1 | UIV | | | GP | | | | | | | pCi/L |
| Thorium-232 | <-7.0E-02 | 1 | UI | | | GP | | | | | | | pCi/L |
| Total alpha emitters | 7.7E+02 | | | ■ | | | | | | | | | pCi/L |
| Total beta emitters | 2.6E+02 | | | ■ | | | | | | | | | pCi/L |
| Total radium | 2.9E+01 | | | | | | | | | | | | pCi/L |
| Tritium | 2.5E+03 | 1 | | ■ | | GP | 2.0E+03 | 1 | | ■ | | GP | pCi/mL |
| Uranium-233/234 | 2.1E+02 | 1 | | ■ | | GP | | | | | | | pCi/L |
| Uranium-235 | 2.2E+01 | 1 | | ■ | | GP | | | | | | | pCi/L |
| Uranium-238 | 4.5E+02 | 1 | V | ■ | | GP | | | | | | | pCi/L |

Notes: Synchronous water levels are measured over approximately a 3–5 day period.
● = exceeded holding time.
■ = exceeded groundwater protection standard. See Appendix A.

# WELL FSB 95CR

| SRS Coord. | Lat/Longitude | Screen Zone Elevation | Top of Casing | Casing | Pump | Screen Zone |
|---|---|---|---|---|---|---|
| N75001.9<br>E49987.8 | 33.273215 °N<br>81.680860 °W | 161.9-151.9 ft msl | 284 ft msl | 4" PVC | S | Barnwell (IIB1) |

| SAMPLE DATE | 02/24/98 | 04/21/98 |
|---|---|---|

FIELD DATA

| Constituents | 1Q98 | 2Q98 | Unit |
|---|---|---|---|
| Water elevation | 207.1 | 209.3 | ft msl |
| pH | 3.4 | 3.4 | pH |
| Sp. conductance | 1080 | 2000 | µS/cm |
| Water temperature | 17.0 | 16.0 | °C |
| Alkalinity as $CaCO_3$ | 0 | 0 | mg/L |
| Turbidity | 1 | 1 | NTU |
| Volumes purged | 3.6 | 3.9 | well vol |
| Sampling code | | | |
| Synchronous water level | 208.4 (03/20/98) | 210.3 (06/30/98) | ft msl |

ANALYTICAL DATA

| Constituents | 1Q98 | DF | Mod | ST | H | Lab | 2Q98 | DF | Mod | ST | H | Lab | Unit |
|---|---|---|---|---|---|---|---|---|---|---|---|---|---|
| ***Inorganic Constituents*** | | | | | | | | | | | | | |
| Antimony, total recoverable | <100 | 10 | | | | GE | | | | | | | µg/L |
| Arsenic, total recoverable | <50 | 10 | | | | GE | | | | | | | µg/L |
| Barium, total recoverable | 820 | 10 | | | | GE | | | | | | | µg/L |
| Cadmium, total recoverable | 18 | 10 | JE | ■ | | GE | 16 | 1 | | ■ | | GE | µg/L |
| Chromium, total recoverable | <50 | 10 | | | | GE | | | | | | | µg/L |
| Cobalt, total recoverable | 390 | 10 | | ■ | | GE | | | | | | | µg/L |
| Copper, total recoverable | 39 | 10 | JE | | | GE | | | | | | | µg/L |
| Cyanide | <10 | 1 | | | | GE | | | | | | | µg/L |
| Lead, total recoverable | <50 | 10 | | | | GE | 0.77 | 1 | JE | | | GE | µg/L |
| Mercury, total recoverable | 1.7 | 1 | | | | GE | | | | | | | µg/L |
| Nickel, total recoverable | 87 | 10 | | | | GE | | | | | | | µg/L |
| Nitrate as nitrogen | | | | | | | | | | | | | |
| Nitrate-nitrite as nitrogen | 270,000 | 160 | | ■ | | GE | 260,000 | 100 | V | ■ | | GE | µg/L |
| Selenium, total recoverable | 23 | 10 | JE | | | GE | | | | | | | µg/L |
| Silver, total recoverable | <50 | 10 | | | | GE | | | | | | | µg/L |
| Thallium, total recoverable | 36 | 10 | JE | ■ | | GE | | | | | | | µg/L |
| Vanadium, total recoverable | <50 | 10 | | | | GE | | | | | | | µg/L |
| Zinc, total recoverable | 260 | 10 | V | | | GE | | | | | | | µg/L |
| ***Organic Constituents*** | | | | | | | | | | | | | |
| Benzene | <1.0 | 1 | J | | | GE | | | | | | | µg/L |
| Bis(2-ethylhexyl) phthalate | <10 | 1 | | | | GE | | | | | | | µg/L |
| Dichloromethane | <1.0 | 1 | J | | | GE | | | | | | | µg/L |
| Phenols | <5.0 | 1 | | | | GE | | | | | | | µg/L |
| Tetrachloroethylene | <1.0 | 1 | J | | | GE | | | | | | | µg/L |
| Trichloroethylene | <1.0 | 1 | J | | | GE | | | | | | | µg/L |
| Tnchlorofluoromethane | <1.0 | 1 | J | | | GE | | | | | | | µg/L |

Notes: Synchronous water levels are measured over approximately a 3–5 day period.
● = exceeded holding time.
■ = exceeded groundwater protection standard. See Appendix A.

## WELL FSB 95CR (cont.)

| Constituents | 1Q98 | DF | Mod | ST | H | Lab | 2Q98 | DF | Mod | ST | H | Lab | Unit |
|---|---|---|---|---|---|---|---|---|---|---|---|---|---|
| ***Radioactive Constituents*** | | | | | | | | | | | | | |
| Americium-241 | 1.4E+01 | 1 | | | | GP | | | | | | | pCi/L |
| Cesium-137 | <1.0E+00 | 1 | UI | | | GP | | | | | | | pCi/L |
| Cobalt-60 | 7.6E+00 | 1 | | | | GP | | | | | | | pCi/L |
| Curium-242 | <-4.3E-02 | 1 | UI | | | GP | | | | | | | pCi/L |
| Curium-243/244 | 1.9E+01 | 1 | | ■ | | GP | | | | | | | pCi/L |
| Curium-245/246 | 9.7E-01 | 1 | | | | GP | | | | | | | pCi/L |
| Gross alpha | 1.1E+03 | 1 | | ■ | | GP | 1.0E+03 | 1 | | ■ | | GP | pCi/L |
| Iodine-129 | 8.9E+01 | 1 | J | ■ | | GP | | | | | | | pCi/L |
| Nonvolatile beta | 1.8E+03 | 1 | | ■ | | GP | 2.0E+03 | 1 | | ■ | | GP | pCi/L |
| Plutonium-238 | <1.7E-01 | 1 | UI | | | GP | | | | | | | pCi/L |
| Plutonium-239/240 | <-2.2E-02 | 1 | UI | | | GP | | | | | | | pCi/L |
| Radium-226 | 1.0E+02 | 1 | | ■ | | GP | | | | | | | pCi/L |
| Radium-228 | 2.9E+01 | 1 | | ■ | | GP | | | | | | | pCi/L |
| Strontium-90 | 5.1E+02 | 1 | | ■ | | GP | | | | | | | pCi/L |
| Technetium-99 | 2.4E+02 | 1 | | ■ | | GP | | | | | | | pCi/L |
| Thorium-228 | <5.3E-01 | 1 | UI | | | GP | | | | | | | pCi/L |
| Thorium-230 | 3.0E-01 | 1 | UIV | | | GP | | | | | | | pCi/L |
| Thorium-232 | <4.1E-02 | 1 | UI | | | GP | | | | | | | pCi/L |
| Total alpha emitters | 8.2E+02 | | | ■ | | | | | | | | | pCi/L |
| Total beta emitters | 8.7E+02 | | | ■ | | | | | | | | | pCi/L |
| Total radium | 1.3E+02 | | | | | | | | | | | | pCi/L |
| Tritium | 9.4E+03 | 1 | | ■ | | GP | 9.5E+03 | 1 | | ■ | | GP | pCi/mL |
| Uranium-233/234 | 3.5E+02 | 1 | | ■ | | GP | | | | | | | pCi/L |
| Uranium-235 | 3.1E+01 | 1 | . | ■ | | GP | | | | | | | pCi/L |
| Uranium-238 | 4.1E+02 | 1 | V | ■ | | GP | | | | | | | pCi/L |

Notes: Synchronous water levels are measured over approximately a 3–5 day period.
● = exceeded holding time.
■ = exceeded groundwater protection standard. See Appendix A.

# WELL FSB 95DR

| SRS Coord. | Lat/Longitude | Screen Zone Elevation | Top of Casing | Casing | Pump | Screen Zone |
|---|---|---|---|---|---|---|
| N74991.7<br>E49996.0 | 33.273206 °N<br>81.680818 °W | 207.0-187.0 ft msl | 284.1 ft msl | 4" PVC | S | Water Table (IIB2) |

| | | |
|---|---|---|
| SAMPLE DATE | 02/24/98 | 04/08/98 |

FIELD DATA

| Constituents | 1Q98 | 2Q98 | Unit |
|---|---|---|---|
| Water elevation | 209.5 | 212.0 | ft msl |
| pH | 3.0 | 3.6 | pH |
| Sp. conductance | 1000 | 998 | µS/cm |
| Water temperature | 17.0 | 16.0 | °C |
| Alkalinity as $CaCO_3$ | 0 | 0 | mg/L |
| Turbidity | 1 | 1 | NTU |
| Volumes purged | 6.6 | 6.8 | well vol |
| Sampling code | | | |
| Synchronous water level | 211.3 (03/20/98) | 213.1 (06/30/98) | ft msl |

ANALYTICAL DATA

| Constituents | 1Q98 | DF | Mod | ST | H | Lab | 2Q98 | DF | Mod | ST | H | Lab | Unit |
|---|---|---|---|---|---|---|---|---|---|---|---|---|---|
| ***Inorganic Constituents*** | | | | | | | | | | | | | |
| Antimony, total recoverable | <10 | 1 | | | | GE | | | | | | | µg/L |
| Arsenic, total recoverable | <5.0 | 1 | | | | GE | | | | | | | µg/L |
| Barium, total recoverable | 350 | 1 | | | | GE | | | | | | | µg/L |
| Cadmium, total recoverable | 2.0 | 1 | JE | | | GE | 1.5 | 1 | | | | GE | µg/L |
| Chromium, total recoverable | 0.93 | 1 | JE | | | GE | | | | | | | µg/L |
| Cobalt, total recoverable | 19 | 1 | | ■ | | GE | | | | | | | µg/L |
| Copper, total recoverable | 35 | 1 | | | | GE | | | | | | | µg/L |
| Cyanide | <10 | 1 | | | | GE | | | | | | | µg/L |
| Lead, total recoverable | 11 | 1 | | | | GE | 7.9 | 1 | | | | GE | µg/L |
| Mercury, total recoverable | 0.24 | 1 | | | | GE | | | | | | | µg/L |
| Nickel, total recoverable | 14 | 1 | | | | GE | | | | | | | µg/L |
| Nitrate as nitrogen | | | | | | | | | | | | | |
| Nitrate-nitrite as nitrogen | 140,000 | 80 | | ■ | | GE | 100,000 | 100 | V | ■ | | GE | µg/L |
| Selenium, total recoverable | 3.1 | 1 | JE | | | GE | | | | | | | µg/L |
| Silver, total recoverable | <5.0 | 1 | | | | GE | | | | | | | µg/L |
| Thallium, total recoverable | <5.0 | 1 | | | | GE | | | | | | | µg/L |
| Vanadium, total recoverable | 0.54 | 1 | JE | | | GE | | | | | | | µg/L |
| Zinc, total recoverable | 50 | 1 | V | | | GE | | | | | | | µg/L |
| ***Organic Constituents*** | | | | | | | | | | | | | |
| Benzene | <1.0 | 1 | J | | | GE | | | | | | | µg/L |
| Bis(2-ethylhexyl) phthalate | <10 | 1 | | | | GE | | | | | | | µg/L |
| Dichloromethane | <1.0 | 1 | J | | | GE | | | | | | | µg/L |
| Phenols | <5.0 | 1 | | | | GE | | | | | | | µg/L |
| Tetrachloroethylene | <1.0 | 1 | J | | | GE | | | | | | | µg/L |
| Trichloroethylene | <1.0 | 1 | J | | | GE | | | | | | | µg/L |
| Trichlorofluoromethane | <1.0 | 1 | J | | | GE | | | | | | | µg/L |

Notes: Synchronous water levels are measured over approximately a 3–5 day period.
● = exceeded holding time.
■ = exceeded groundwater protection standard. See Appendix A.

## WELL FSB 95DR (cont.)

| Constituents | 1Q98 | DF | Mod | ST | H | Lab | 2Q98 | DF | Mod | ST | H | Lab | Unit |
|---|---|---|---|---|---|---|---|---|---|---|---|---|---|
| ***Radioactive Constituents*** | | | | | | | | | | | | | |
| Americium-241 | 3.2E+01 | 1 | | ■ | | GP | | | | | | | pCi/L |
| Cesium-137 | 2.6E+02 | 1 | | ■ | | GP | | | | | | | pCi/L |
| Cobalt-60 | <1.6E+00 | 1 | UI | | | GP | | | | | | | pCi/L |
| Curium-242 | <-1.7E-02 | 1 | UI | | | GP | | | | | | | pCi/L |
| Curium-243/244 | 2.9E+01 | 1 | | ■ | | GP | | | | | | | pCi/L |
| Curium-245/246 | 8.0E-01 | 1 | | | | GP | | | | | | | pCi/L |
| Gross alpha | 1.2E+03 | 1 | | ■ | | GP | 6.5E+02 | 1 | | ■ | | GP | pCi/L |
| Iodine-129 | 3.3E+02 | 1 | J | ■ | | GP | | | | | | | pCi/L |
| Nonvolatile beta | 7.4E+02 | 1 | | ■ | | GP | 6.8E+02 | 1 | | ■ | | GP | pCi/L |
| Plutonium-238 | <-6.0E-02 | 1 | UI | | | GP | | | | | | | pCi/L |
| Plutonium-239/240 | <-5.8E-02 | 1 | UI | | | GP | | | | | | | pCi/L |
| Radium-226 | 7.2E+00 | 1 | | ■ | | GP | | | | | | | pCi/L |
| Radium-228 | 3.4E+01 | 1 | | ■ | | GP | | | | | | | pCi/L |
| Strontium-90 | 1.3E+02 | 1 | | ■ | | GP | | | | | | | pCi/L |
| Technetium-99 | 9.6E+01 | 1 | | ■ | | GP | | | | | | | pCi/L |
| Thorium-228 | 1.0E+00 | 1 | | | | GP | | | | | | | pCi/L |
| Thorium-230 | <1.5E-02 | 1 | UI | | | GP | | | | | | | pCi/L |
| Thorium-232 | <-3.0E-03 | 1 | UI | | | GP | | | | | | | pCi/L |
| Total alpha emitters | 1.1E+03 | | | ■ | | | | | | | | | pCi/L |
| Total beta emitters | 8.5E+02 | | | ■ | | | | | | | | | pCi/L |
| Total radium | 4.2E+01 | | | | | | | | | | | | pCi/L |
| Tritium | 4.9E+03 | 1 | | ■ | | GP | 4.0E+03 | 1 | | ■ | | GP | pCi/mL |
| Uranium-233/234 | 2.6E+02 | 1 | | ■ | | GP | | | | | | | pCi/L |
| Uranium-235 | 3.0E+01 | 1 | | ■ | | GP | | | | | | | pCi/L |
| Uranium-238 | 7.9E+02 | 1 | V | ■ | | GP | | | | | | | pCi/L |

Notes: Synchronous water levels are measured over approximately a 3–5 day period.
● = exceeded holding time.
■ = exceeded groundwater protection standard. See Appendix A.

# WELL FSB 96AR

| SRS Coord. | Lat/Longitude | Screen Zone Elevation | Top of Casing | Casing | Pump | Screen Zone |
|---|---|---|---|---|---|---|
| N74914.9<br>E49746.6 | 33.272629 °N<br>81.681326 °W | 89.0-79.0 ft msl | 281.2 ft msl | 4" PVC | S | U. Congaree (IIA) |

| SAMPLE DATE | 02/17/98 | 04/01/98 |
|---|---|---|

FIELD DATA

| Constituents | 1Q98 | 2Q98 | Unit |
|---|---|---|---|
| Water elevation | 153.6 | 153.9 | ft msl |
| pH | 6.9 | 7.0 | pH |
| Sp. conductance | 180 | 170 | µS/cm |
| Water temperature | 20.6 | 20.2 | °C |
| Alkalinity as $CaCO_3$ | 80 | 8 | mg/L |
| Turbidity | 1 | 1 | NTU |
| Volumes purged | 2.6 | 2.3 | well vol |
| Sampling code | | | |
| Synchronous water level | 154.1 (03/20/98) | 153.9 (06/30/98) | ft msl |

ANALYTICAL DATA

| Constituents | 1Q98 | DF | Mod | ST | H | Lab | 2Q98 | DF | Mod | ST | H | Lab | Unit |
|---|---|---|---|---|---|---|---|---|---|---|---|---|---|
| ***Inorganic Constituents*** | | | | | | | | | | | | | |
| Antimony, total recoverable | <10 | 1 | | | | GE | | | | | | | µg/L |
| Arsenic, total recoverable | <5.0 | 1 | | | | GE | | | | | | | µg/L |
| Barium, total recoverable | 51 | 1 | | | | GE | | | | | | | µg/L |
| Cadmium, total recoverable | <5.0 | 1 | | | | GE | <1.0 | 1 | | | | GE | µg/L |
| Chromium, total recoverable | 2.0 | 1 | JE | | | GE | | | | | | | µg/L |
| Cobalt, total recoverable | <5.0 | 1 | | | | GE | | | | | | | µg/L |
| Copper, total recoverable | <5.0 | 1 | | | | GE | | | | | | | µg/L |
| Cyanide | <10 | 1 | | | | GE | | | | | | | µg/L |
| Lead, total recoverable | <5.0 | 1 | | | | GE | <2.0 | 1 | | | | GE | µg/L |
| Mercury, total recoverable | <0.20 | 1 | | | | GE | | | | | | | µg/L |
| Nickel, total recoverable | <5.0 | 1 | | | | GE | | | | | | | µg/L |
| Nitrate as nitrogen | | | | | | | | | | | | | |
| Nitrate-nitrite as nitrogen | 2,500 | 2 | | | | GE | 1,200 | 1 | | | | GE | µg/L |
| Selenium, total recoverable | <5.0 | 1 | | | | GE | | | | | | | µg/L |
| Silver, total recoverable | <5.0 | 1 | | | | GE | | | | | | | µg/L |
| Thallium, total recoverable | <5.0 | 1 | | | | GE | | | | | | | µg/L |
| Vanadium, total recoverable | <5.0 | 1 | | | | GE | | | | | | | µg/L |
| Zinc, total recoverable | <3.0 | 1 | JEV | | | GE | | | | | | | µg/L |
| ***Organic Constituents*** | | | | | | | | | | | | | |
| Benzene | <1.0 | 1 | J1 | | ● | GE | | | | | | | µg/L |
| Bis(2-ethylhexyl) phthalate | <10 | 1 | | | | GE | | | | | | | µg/L |
| Dichloromethane | <2.3 | 1 | JV1 | | ● | GE | | | | | | | µg/L |
| Phenols | <5.0 | 1 | J | | | GE | | | | | | | µg/L |
| Tetrachloroethylene | <1.0 | 1 | J1 | | ● | GE | | | | | | | µg/L |
| Trichloroethylene | <1.0 | 1 | J1 | | ● | GE | | | | | | | µg/L |
| Trichlorofluoromethane | <1.0 | 1 | J1 | | ● | GE | | | | | | | µg/L |

Notes: Synchronous water levels are measured over approximately a 3–5 day period.
● = exceeded holding time.
■ = exceeded groundwater protection standard. See Appendix A.

## WELL FSB 96AR (cont.)

| Constituents | 1Q98 | DF | Mod | ST | H | Lab | 2Q98 | DF | Mod | ST | H | Lab | Unit |
|---|---|---|---|---|---|---|---|---|---|---|---|---|---|
| ***Radioactive Constituents*** | | | | | | | | | | | | | |
| Americium-241 | 1.4E+00 | 1 | UIV | | | GP | | | | | | | pCi/L |
| Cesium-137 | <-2.9E-01 | 1 | UI | | | GP | | | | | | | pCi/L |
| Cobalt-60 | <-1.6E+00 | 1 | UI | | | GP | | | | | | | pCi/L |
| Curium-242 | <2.5E-02 | 1 | UI | | | GP | | | | | | | pCi/L |
| Curium-243/244 | 4.1E-01 | 1 | UIV | | | GP | | | | | | | pCi/L |
| Curium-245/246 | <7.2E-02 | 1 | UI | | | GP | | | | | | | pCi/L |
| Gross alpha | 2.0E+00 | 1 | | | | GP | 6.8E-01 | 1 | J | | | GP | pCi/L |
| Iodine-129 | <4.1E-01 | 1 | UJI1 | | | GP | | | | | | | pCi/L |
| Nonvolatile beta | 2.2E+00 | 1 | | | | GP | <1.2E+00 | 1 | UI | | | GP | pCi/L |
| Plutonium-238 | <2.8E-01 | 1 | UI | | | GP | | | | | | | pCi/L |
| Plutonium-239/240 | <-1.8E-02 | 1 | UI | | | GP | | | | | | | pCi/L |
| Radium-226 | <3.6E-01 | 1 | UI | | | GP | | | | | | | pCi/L |
| Radium-228 | 1.4E+00 | 1 | J | | | GP | | | | | | | pCi/L |
| Strontium-90 | <5.7E-01 | 1 | UI | | | GP | | | | | | | pCi/L |
| Technetium-99 | <-4.7E+00 | 1 | UI | | | GP | | | | | | | pCi/L |
| Thorium-228 | <-4.7E-02 | 1 | UI | | | GP | | | | | | | pCi/L |
| Thorium-230 | 1.8E-01 | 1 | | | | GP | | | | | | | pCi/L |
| Thorium-232 | <6.3E-02 | 1 | UI | | | GP | | | | | | | pCi/L |
| Total alpha emitters | 1.8E-01 | | | | | | | | | | | | pCi/L |
| Total beta emitters | 1.4E+00 | | | | | | | | | | | | pCi/L |
| Total radium | 1.4E+00 | | | | | | | | | | | | pCi/L |
| Tritium | 5.6E+01 | 1 | | ■ | | GP | 2.0E+01 | 1 | | ■ | | GP | pCi/mL |
| Uranium-233/234 | <6.5E-02 | 1 | UI | | | GP | | | | | | | pCi/L |
| Uranium-235 | <-1.7E-02 | 1 | UI | | | GP | | | | | | | pCi/L |
| Uranium-238 | <7.3E-02 | 1 | UI | | | GP | | | | | | | pCi/L |

Notes: Synchronous water levels are measured over approximately a 3–5 day period.
● = exceeded holding time.
■ = exceeded groundwater protection standard. See Appendix A.

# WELL FSB 97A

| SRS Coord. | Lat/Longitude | Screen Zone Elevation | Top of Casing | Casing | Pump | Screen Zone |
|---|---|---|---|---|---|---|
| N75171.2<br>E49965.7 | 33.273554 °N<br>81.681247 °W | 95.8-85.8 ft msl | 286.1 ft msl | 4" PVC | S | U. Congaree (IIA) |

| | | |
|---|---|---|
| SAMPLE DATE | 01/20/98 | 04/21/98 |

FIELD DATA

| Constituents | 1Q98 | 2Q98 | Unit |
|---|---|---|---|
| Water elevation | 152.1 | 153.0 | ft msl |
| pH | 6.5 | 7.0 | pH |
| Sp. conductance | 230 | 220 | µS/cm |
| Water temperature | 20.1 | 16.0 | °C |
| Alkalinity as $CaCO_3$ | 81 | 78 | mg/L |
| Turbidity | 1 | 1 | NTU |
| Volumes purged | 2.2 | 3.1 | well vol |
| Sampling code | | | |
| Synchronous water level | 153.1 (03/20/98) | 152.4 (06/30/98) | ft msl |

ANALYTICAL DATA

| Constituents | 1Q98 | DF | Mod | ST | H | Lab | 2Q98 | DF | Mod | ST | H | Lab | Unit |
|---|---|---|---|---|---|---|---|---|---|---|---|---|---|
| ***Inorganic Constituents*** | | | | | | | | | | | | | |
| Antimony, total recoverable | <10 | 1 | | | | GE | | | | | | | µg/L |
| Arsenic, total recoverable | <5.0 | 1 | | | | GE | | | | | | | µg/L |
| Barium, total recoverable | 37 | 1 | | | | GE | | | | | | | µg/L |
| Cadmium, total recoverable | <5.0 | 1 | | | | GE | <1.0 | 1 | | | | GE | µg/L |
| Chromium, total recoverable | 2.3 | 1 | JE | | | GE | | | | | | | µg/L |
| Cobalt, total recoverable | <5.0 | 1 | | | | GE | | | | | | | µg/L |
| Copper, total recoverable | <5.0 | 1 | | | | GE | | | | | | | µg/L |
| Cyanide | <10 | 1 | | | | GE | | | | | | | µg/L |
| Lead, total recoverable | <5.0 | 1 | | | | GE | <2.0 | 1 | | | | GE | µg/L |
| Mercury, total recoverable | <0.20 | 1 | | | | GE | | | | | | | µg/L |
| Nickel, total recoverable | <5.0 | 1 | | | | GE | | | | | | | µg/L |
| Nitrate as nitrogen | | | | | | | | | | | | | |
| Nitrate-nitrite as nitrogen | 7,600 | 5 | | | | GE | 9,500 | 6 | | | | GE | µg/L |
| Selenium, total recoverable | <5.0 | 1 | | | | GE | | | | | | | µg/L |
| Silver, total recoverable | 2.0 | 1 | JE | | | GE | | | | | | | µg/L |
| Thallium, total recoverable | <5.0 | 1 | | | | GE | | | | | | | µg/L |
| Vanadium, total recoverable | <5.0 | 1 | | | | GE | | | | | | | µg/L |
| Zinc, total recoverable | <3.1 | 1 | JEV | | | GE | | | | | | | µg/L |
| ***Organic Constituents*** | | | | | | | | | | | | | |
| Benzene | <1.0 | 1 | | | | GE | | | | | | | µg/L |
| Bis(2-ethylhexyl) phthalate | <10 | 1 | | | | GE | | | | | | | µg/L |
| Dichloromethane | <0.61 | 1 | V | | | GE | | | | | | | µg/L |
| Phenols | <5.0 | 1 | | | | GE | | | | | | | µg/L |
| Tetrachloroethylene | <1.0 | 1 | | | | GE | | | | | | | µg/L |
| Trichloroethylene | <1.0 | 1 | | | | GE | | | | | | | µg/L |
| Trichlorofluoromethane | <1.0 | 1 | | | | GE | | | | | | | µg/L |

Notes: Synchronous water levels are measured over approximately a 3–5 day period.
● = exceeded holding time.
■ = exceeded groundwater protection standard. See Appendix A.

## WELL FSB 97A (cont.)

| Constituents | 1Q98 | DF | Mod | ST | H | Lab | 2Q98 | DF | Mod | ST | H | Lab | Unit |
|---|---|---|---|---|---|---|---|---|---|---|---|---|---|
| ***Radioactive Constituents*** | | | | | | | | | | | | | |
| Americium-241 | <5.6E-02 | 1 | UI | | | GP | | | | | | | pCi/L |
| Cesium-137 | <2.0E+00 | 1 | UI | | | GP | | | | | | | pCi/L |
| Cobalt-60 | <9.0E-01 | 1 | UI | | | GP | | | | | | | pCi/L |
| Curium-242 | <1.3E-02 | 1 | UI | | | GP | | | | | | | pCi/L |
| Curium-243/244 | <1.5E-02 | 1 | UI | | | GP | | | | | | | pCi/L |
| Curium-245/246 | <1.1E-02 | 1 | UI | | | GP | | | | | | | pCi/L |
| Gross alpha | 2.2E+00 | 1 | | | | GP | 1.6E+00 | 1 | J | | | GP | pCi/L |
| Iodine-129 | <7.7E-01 | 1 | UI | | | GP | | | | | | | pCi/L |
| Nonvolatile beta | 1.6E+00 | 1 | | | | GP | 3.0E+00 | 1 | | | | GP | pCi/L |
| Plutonium-238 | <2.4E-02 | 1 | UI | | | GP | | | | | | | pCi/L |
| Plutonium-239/240 | <7.0E-03 | 1 | UI | | | GP | | | | | | | pCi/L |
| Radium-226 | 1.2E+00 | 1 | | | | GP | | | | | | | pCi/L |
| Radium-228 | 2.5E+00 | 1 | UIV | | | GP | | | | | | | pCi/L |
| Strontium-90 | <2.2E-01 | 1 | UI | | | GP | | | | | | | pCi/L |
| Technetium-99 | <6.5E+00 | 1 | UI | | | GP | | | | | | | pCi/L |
| Thorium-228 | <8.6E-02 | 1 | UI | | | GP | | | | | | | pCi/L |
| Thorium-230 | <2.0E-01 | 1 | UI | | | GP | | | | | | | pCi/L |
| Thorium-232 | <3.6E-02 | 1 | UI | | | GP | | | | | | | pCi/L |
| Total alpha emitters | 3.9E-01 | | | | | | | | | | | | pCi/L |
| Total beta emitters | | | | | | | | | | | | | |
| Total radium | 1.2E+00 | | | | | | | | | | | | pCi/L |
| Tritium | 2.2E+02 | 1 | | ■ | | GP | 2.6E+02 | 1 | | ■ | | GP | pCi/mL |
| Uranium-233/234 | 2.9E-01 | 1 | | | | GP | | | | | | | pCi/L |
| Uranium-235 | <2.7E-02 | 1 | .UI | | | GP | | | | | | | pCi/L |
| Uranium-238 | 1.1E-01 | 1 | | | | GP | | | | | | | pCi/L |

Notes: Synchronous water levels are measured over approximately a 3–5 day period.
● = exceeded holding time.
■ = exceeded groundwater protection standard. See Appendix A.

# WELL FSB 97C

| SRS Coord. | Lat/Longitude | Screen Zone Elevation | Top of Casing | Casing | Pump | Screen Zone |
|---|---|---|---|---|---|---|
| N75179.6<br>E49970.6 | 33.273580 °N<br>81.681250 °W | 153.8-143.8 ft msl | 286.1 ft msl | 4" PVC | V | Barnwell (IIB1) |

| SAMPLE DATE | 01/13/98 | 04/21/98 |
|---|---|---|

FIELD DATA

| Constituents | 1Q98 | 2Q98 | Unit |
|---|---|---|---|
| Water elevation | 205.8 | 210.0 | ft msl |
| pH | 3.4 | 3.6 | pH |
| Sp. conductance | 920 | 780 | µS/cm |
| Water temperature | 19.0 | 16.0 | °C |
| Alkalinity as $CaCO_3$ | 0 | 0 | mg/L |
| Turbidity | 1 | 2 | NTU |
| Volumes purged | 2.4 | 2.2 | well vol |
| Sampling code | | | |
| Synchronous water level | 209.1 (03/20/98) | 211.1 (06/30/98) | ft msl |

ANALYTICAL DATA

| Constituents | 1Q98 | DF | Mod | ST | H | Lab | 2Q98 | DF | Mod | ST | H | Lab | Unit |
|---|---|---|---|---|---|---|---|---|---|---|---|---|---|
| ***Inorganic Constituents*** | | | | | | | | | | | | | |
| Antimony, total recoverable | <100 | 10 | V | | | GE | | | | | | | µg/L |
| Arsenic, total recoverable | <50 | 10 | | | | GE | | | | | | | µg/L |
| Barium, total recoverable | 200 | 10 | | | | GE | | | | | | | µg/L |
| Cadmium, total recoverable | 5.7 | 10 | JE | ■ | | GE | 5.2 | 1 | | ■ | | GE | µg/L |
| Chromium, total recoverable | 7.5 | 10 | JE | | | GE | | | | | | | µg/L |
| Cobalt, total recoverable | 100 | 10 | | ■ | | GE | | | | | | | µg/L |
| Copper, total recoverable | 17 | 10 | JE | | | GE | | | | | | | µg/L |
| Cyanide | 6.8 | 1 | JE | | | GE | | | | | | | µg/L |
| Lead, total recoverable | 12 | 10 | JE | | | GE | 61 | 1 | | ■ | | GE | µg/L |
| Mercury, total recoverable | <0.20 | 1 | | | | GE | | | | | | | µg/L |
| Nickel, total recoverable | 36 | 10 | JE | | | GE | | | | | | | µg/L |
| Nitrate as nitrogen | | | | | | | | | | | | | |
| Nitrate-nitrite as nitrogen | 100,000 | 120 | | ■ | | GE | 110,000 | 40 | | ■ | | GE | µg/L |
| Selenium, total recoverable | <50 | 10 | V | | | GE | | | | | | | µg/L |
| Silver, total recoverable | <50 | 10 | | | | GE | | | | | | | µg/L |
| Thallium, total recoverable | <50 | 10 | | | | GE | | | | | | | µg/L |
| Vanadium, total recoverable | <50 | 10 | | | | GE | | | | | | | µg/L |
| Zinc, total recoverable | 92 | 10 | V | | | GE | | | | | | | µg/L |
| ***Organic Constituents*** | | | | | | | | | | | | | |
| Benzene | <1.0 | 1 | | | | GE | | | | | | | µg/L |
| Bis(2-ethylhexyl) phthalate | <11 | 1 | | | | GE | | | | | | | µg/L |
| Dichloromethane | <1.6 | 1 | V | | | GE | | | | | | | µg/L |
| Phenols | 4.1 | 1 | JE | ■ | | GE | | | | | | | µg/L |
| Tetrachloroethylene | <1.0 | 1 | | | | GE | | | | | | | µg/L |
| Trichloroethylene | 23 | 1 | | ■ | | GE | | | | | | | µg/L |
| Trichlorofluoromethane | <1.0 | 1 | | | | GE | | | | | | | µg/L |

Notes: Synchronous water levels are measured over approximately a 3–5 day period.
● = exceeded holding time.
■ = exceeded groundwater protection standard. See Appendix A.

## WELL FSB 97C (cont.)

| Constituents | 1Q98 | DF | Mod | ST | H | Lab | 2Q98 | DF | Mod | ST | H | Lab | Unit |
|---|---|---|---|---|---|---|---|---|---|---|---|---|---|
| ***Radioactive Constituents*** | | | | | | | | | | | | | |
| Americium-241 | 1.7E+01 | 1 | | ■ | | GP | | | | | | | pCi/L |
| Cesium-137 | <-7.7E-01 | 1 | UI | | | GP | | | | | | | pCi/L |
| Cobalt-60 | <-2.5E-01 | 1 | UI | | | GP | | | | | | | pCi/L |
| Curium-242 | 3.2E-01 | 1 | | | | GP | | | | | | | pCi/L |
| Curium-243/244 | 1.1E+01 | 1 | | | | GP | | | | | | | pCi/L |
| Curium-245/246 | 7.4E-01 | 1 | | | | GP | | | | | | | pCi/L |
| Gross alpha | 4.9E+02 | 1 | | ■ | | GP | 4.6E+02 | 1 | | ■ | | GP | pCi/L |
| Iodine-129 | 1.9E+01 | 1 | | | | GP | | | | | | | pCi/L |
| Nonvolatile beta | 4.5E+02 | 1 | | ■ | | GP | 6.1E+02 | 1 | | ■ | | GP | pCi/L |
| Plutonium-238 | <6.5E-02 | 1 | UI | | | GP | | | | | | | pCi/L |
| Plutonium-239/240 | <1.0E-02 | 1 | UI | | | GP | | | | | | | pCi/L |
| Radium-226 | 2.6E+01 | 1 | | ■ | | GP | | | | | | | pCi/L |
| Radium-228 | 1.9E+01 | 1 | | ■ | | GP | | | | | | | pCi/L |
| Strontium-90 | 1.1E+02 | 1 | | ■ | | GP | | | | | | | pCi/L |
| Technetium-99 | 8.0E+01 | 1 | | ■ | | GP | | | | | | | pCi/L |
| Thorium-228 | <3.4E-01 | 1 | UI | | | GP | | | | | | | pCi/L |
| Thorium-230 | <1.6E-01 | 1 | UI | | | GP | | | | | | | pCi/L |
| Thorium-232 | <-3.8E-02 | 1 | UJI | | | GP | | | | | | | pCi/L |
| Total alpha emitters | 4.1E+02 | | | ■ | | | | | | | | | pCi/L |
| Total beta emitters | 2.3E+02 | | | ■ | | | | | | | | | pCi/L |
| Total radium | 4.5E+01 | | | | | | | | | | | | pCi/L |
| Tritium | 3.8E+03 | 1 | | ■ | | GP | 4.3E+03 | 1 | | ■ | | GP | pCi/mL |
| Uranium-233/234 | 1.6E+02 | 1 | | ■ | | GP | | | | | | | pCi/L |
| Uranium-235 | 1.2E+01 | 1 | | | | GP | | | | | | | pCi/L |
| Uranium-238 | 2.1E+02 | 1 | | ■ | | GP | | | | | | | pCi/L |

Notes: Synchronous water levels are measured over approximately a 3–5 day period.
● = exceeded holding time.
■ = exceeded groundwater protection standard. See Appendix A.

# WELL FSB 97D

| SRS Coord. | Lat/Longitude | Screen Zone Elevation | Top of Casing | Casing | Pump | Screen Zone |
|---|---|---|---|---|---|---|
| N75188.9<br>E49975.5 | 33.273609 °N<br>81.681255 °W | 216.9-196.9 ft msl | 286 ft msl | 4" PVC | V | Water Table (IIB2) |

| SAMPLE DATE | 01/20/98 | 04/21/98 |
|---|---|---|

FIELD DATA

| Constituents | 1Q98 | 2Q98 | Unit |
|---|---|---|---|
| Water elevation | 208.9 | 213.0 | ft msl |
| pH | 3.6 | 3.4 | pH |
| Sp. conductance | 540 | 540 | µS/cm |
| Water temperature | 16.0 | 16.0 | °C |
| Alkalinity as $CaCO_3$ | 0 | 0 | mg/L |
| Turbidity | 8 | 17 | NTU |
| Volumes purged | 0.13 | 0.095 | well vol |
| Sampling code | XN | XN | |
| Synchronous water level | 211.7 (03/20/98) | 214.1 (06/30/98) | ft msl |

ANALYTICAL DATA

| Constituents | 1Q98 | DF | Mod | ST | H | Lab | 2Q98 | DF | Mod | ST | H | Lab | Unit |
|---|---|---|---|---|---|---|---|---|---|---|---|---|---|
| ***Inorganic Constituents*** | | | | | | | | | | | | | |
| Antimony, total recoverable | <10 | 1 | | | | GE | | | | | | | µg/L |
| Arsenic, total recoverable | <5.0 | 1 | | | | GE | | | | | | | µg/L |
| Barium, total recoverable | 410 | 1 | | | | GE | | | | | | | µg/L |
| Cadmium, total recoverable | 2.9 | 1 | JE | | | GE | 3.4 | 1 | | | | GE | µg/L |
| Chromium, total recoverable | 2.7 | 1 | JE | | | GE | | | | | | | µg/L |
| Cobalt, total recoverable | 19 | 1 | | ■ | | GE | | | | | | | µg/L |
| Copper, total recoverable | 28 | 1 | | | | GE | | | | | | | µg/L |
| Cyanide | <10 | 1 | | | | GE | | | | | | | µg/L |
| Lead, total recoverable | 20 | 1 | | ■ | | GE | 65 | 1 | | ■ | | GE | µg/L |
| Mercury, total recoverable | <0.20 | 1 | | | | GE | | | | | | | µg/L |
| Nickel, total recoverable | 15 | 1 | | | | GE | | | | | | | µg/L |
| Nitrate as nitrogen | | | | | | | | | | | | | |
| Nitrate-nitrite as nitrogen | 68,000 | 40 | V | ■ | | GE | 42,000 | 20 | | ■ | | GE | µg/L |
| Selenium, total recoverable | <5.0 | 1 | | | | GE | | | | | | | µg/L |
| Silver, total recoverable | <5.0 | 1 | | | | GE | | | | | | | µg/L |
| Thallium, total recoverable | <5.0 | 1 | | | | GE | | | | | | | µg/L |
| Vanadium, total recoverable | 0.66 | 1 | JE | | | GE | | | | | | | µg/L |
| Zinc, total recoverable | 58 | 1 | V | | | GE | | | | | | | µg/L |
| ***Organic Constituents*** | | | | | | | | | | | | | |
| Benzene | <1.0 | 1 | J1 | | ● | GE | | | | | | | µg/L |
| Bis(2-ethylhexyl) phthalate | <11 | 1 | | | | GE | | | | | | | µg/L |
| Dichloromethane | <2.3 | 1 | JV1 | | ● | GE | | | | | | | µg/L |
| Phenols | <5.0 | 1 | | | | GE | | | | | | | µg/L |
| Tetrachloroethylene | <1.0 | 1 | J1 | | ● | GE | | | | | | | µg/L |
| Trichloroethylene | <1.0 | 1 | J1 | | ● | GE | | | | | | | µg/L |
| Trichlorofluoromethane | <1.0 | 1 | J1 | | ● | GE | | | | | | | µg/L |

Notes: Synchronous water levels are measured over approximately a 3–5 day period.
● = exceeded holding time.
■ = exceeded groundwater protection standard. See Appendix A.

## WELL FSB 97D (cont.)

| Constituents | 1Q98 | DF | Mod | ST | H | Lab | 2Q98 | DF | Mod | ST | H | Lab | Unit |
|---|---|---|---|---|---|---|---|---|---|---|---|---|---|
| ***Radioactive Constituents*** | | | | | | | | | | | | | |
| Americium-241 | 1.9E+01 | 1 | | ■ | | GP | | | | | | | pCi/L |
| Cesium-137 | 4.8E+00 | 1 | | | | GP | | | | | | | pCi/L |
| Cobalt-60 | <3.1E-02 | 1 | UI | | | GP | | | | | | | pCi/L |
| Curium-242 | <3.6E-02 | 1 | UI | | | GP | | | | | | | pCi/L |
| Curium-243/244 | 1.4E+01 | 1 | | | | GP | | | | | | | pCi/L |
| Curium-245/246 | 9.5E-01 | 1 | | | | GP | | | | | | | pCi/L |
| Gross alpha | 6.3E+02 | 1 | | ■ | | GP | 3.2E+02 | 1 | | ■ | | GP | pCi/L |
| Iodine-129 | 2.9E+01 | 1 | | | | GP | | | | | | | pCi/L |
| Nonvolatile beta | 5.9E+02 | 1 | | ■ | | GP | 4.4E+02 | 1 | | ■ | | GP | pCi/L |
| Plutonium-238 | <7.8E-01 | 1 | UJI1 | | | GP | | | | | | | pCi/L |
| Plutonium-239/240 | <-1.2E-01 | 1 | UI | | | GP | | | | | | | pCi/L |
| Radium-226 | 7.2E+00 | 1 | | ■ | | GP | | | | | | | pCi/L |
| Radium-228 | 1.5E+01 | 1 | J | ■ | | GP | | | | | | | pCi/L |
| Strontium-90 | 1.1E+02 | 1 | V | ■ | | GP | | | | | | | pCi/L |
| Technetium-99 | <2.2E+01 | 1 | UI | | | GP | | | | | | | pCi/L |
| Thorium-228 | <4.6E-01 | 1 | UI | | | GP | | | | | | | pCi/L |
| Thorium-230 | <3.9E-02 | 1 | UI | | | GP | | | | | | | pCi/L |
| Thorium-232 | <1.5E-02 | 1 | UI | | | GP | | | | | | | pCi/L |
| Total alpha emitters | 7.3E+02 | | | ■ | | | | | | | | | pCi/L |
| Total beta emitters | 1.6E+02 | | | ■ | | | | | | | | | pCi/L |
| Total radium | 2.2E+01 | | | | | | | | | | | | pCi/L |
| Tritium | 1.7E+03 | 1 | | ■ | | GP | 3.5E+03 | 1 | | ■ | | GP | pCi/mL |
| Uranium-233/234 | 1.9E+02 | 1 | | ■ | | GP | | | | | | | pCi/L |
| Uranium-235 | 2.5E+01 | 1 | R4 | ■ | | GP | | | | | | | pCi/L |
| Uranium-238 | 5.1E+02 | 1 | | ■ | | GP | | | | | | | pCi/L |

Notes: *Synchronous water levels are measured over approximately a 3–5 day period.*
● = exceeded holding time.
■ = exceeded groundwater protection standard. See Appendix A.

# WELL FSB 98AR

| SRS Coord. | Lat/Longitude | Screen Zone Elevation | Top of Casing | Casing | Pump | Screen Zone |
|---|---|---|---|---|---|---|
| N75362.0<br>E50105.8 | 33.274204 °N<br>81.681249 °W | 92.1-82.1 ft msl | 284 ft msl | 4" PVC | S | U. Congaree (IIA) |

| SAMPLE DATE | 02/17/98 | 04/20/98 |
|---|---|---|

FIELD DATA

| Constituents | 1Q98 | 2Q98 | Unit |
|---|---|---|---|
| Water elevation | 151.9 | 181.5 | ft msl |
| pH | 6.8 | 6.6 | pH |
| Sp. conductance | 160 | 170 | µS/cm |
| Water temperature | 21.2 | 20.9 | °C |
| Alkalinity as $CaCO_3$ | 63 | 68 | mg/L |
| Turbidity | 1 | 1 | NTU |
| Volumes purged | 3.2 | 2.5 | well vol |
| Sampling code | | | |
| Synchronous water level | 152.5 (03/20/98) | 152.2 (06/30/98) | ft msl |

ANALYTICAL DATA

| Constituents | 1Q98 | DF | Mod | ST | H | Lab | 2Q98 | DF | Mod | ST | H | Lab | Unit |
|---|---|---|---|---|---|---|---|---|---|---|---|---|---|
| ***Inorganic Constituents*** | | | | | | | | | | | | | |
| Antimony, total recoverable | <10 | 1 | | | | GE | | | | | | | µg/L |
| Arsenic, total recoverable | <5.0 | 1 | | | | GE | | | | | | | µg/L |
| Barium, total recoverable | 36 | 1 | | | | GE | | | | | | | µg/L |
| Cadmium, total recoverable | <5.0 | 1 | | | | GE | <1.0 | 1 | | | | GE | µg/L |
| Chromium, total recoverable | 1.2 | 1 | JE | | | GE | | | | | | | µg/L |
| Cobalt, total recoverable | <5.0 | 1 | | | | GE | | | | | | | µg/L |
| Copper, total recoverable | <5.0 | 1 | | | | GE | | | | | | | µg/L |
| Cyanide | <10 | 1 | | | | GE | | | | | | | µg/L |
| Lead, total recoverable | <5.0 | 1 | | | | GE | 0.073 | 1 | JE | | | GE | µg/L |
| Mercury, total recoverable | <0.20 | 1 | | | | GE | | | | | | | µg/L |
| Nickel, total recoverable | <5.0 | 1 | | | | GE | | | | | | | µg/L |
| Nitrate as nitrogen | | | | | | | | | | | | | |
| Nitrate-nitrite as nitrogen | 3,300 | 2 | | | | GE | 3,400 | 3 | V | | | GE | µg/L |
| Selenium, total recoverable | <5.0 | 1 | | | | GE | | | | | | | µg/L |
| Silver, total recoverable | <5.0 | 1 | | | | GE | | | | | | | µg/L |
| Thallium, total recoverable | <5.0 | 1 | | | | GE | | | | | | | µg/L |
| Vanadium, total recoverable | <5.0 | 1 | | | | GE | | | | | | | µg/L |
| Zinc, total recoverable | <3.5 | 1 | JEV | | | GE | | | | | | | µg/L |
| ***Organic Constituents*** | | | | | | | | | | | | | |
| Benzene | <1.0 | 1 | J | | | GE | | | | | | | µg/L |
| Bis(2-ethylhexyl) phthalate | <10 | 1 | | | | GE | | | | | | | µg/L |
| Dichloromethane | <0.67 | 1 | JEV | | | GE | | | | | | | µg/L |
| Phenols | <5.0 | 1 | J | | | GE | | | | | | | µg/L |
| Tetrachloroethylene | <1.0 | 1 | J | | | GE | | | | | | | µg/L |
| Trichloroethylene | <1.0 | 1 | J | | | GE | | | | | | | µg/L |
| Trichlorofluoromethane | <1.0 | 1 | J | | | GE | | | | | | | µg/L |

Notes: Synchronous water levels are measured over approximately a 3–5 day period.
● = exceeded holding time.
■ = exceeded groundwater protection standard. See Appendix A.

## WELL FSB 98AR (cont.)

| Constituents | 1Q98 | DF | Mod | ST | H | Lab | 2Q98 | DF | Mod | ST | H | Lab | Unit |
|---|---|---|---|---|---|---|---|---|---|---|---|---|---|
| ***Radioactive Constituents*** | | | | | | | | | | | | | |
| Americium-241 | 6.9E-01 | 1 | UIV | | | GP | | | | | | | pCi/L |
| Cesium-137 | 5.8E+00 | 1 | | | | GP | | | | | | | pCi/L |
| Cobalt-60 | <3.1E-01 | 1 | UI | | | GP | | | | | | | pCi/L |
| Curium-242 | <-3.1E-02 | 1 | UI | | | GP | | | | | | | pCi/L |
| Curium-243/244 | <9.4E-02 | 1 | UI | | | GP | | | | | | | pCi/L |
| Curium-245/246 | <1.0E-01 | 1 | UI | | | GP | | | | | | | pCi/L |
| Gross alpha | 1.1E+00 | 1 | UIV | | | GP | 1.1E+00 | 1 | | | | GP | pCi/L |
| Iodine-129 | <1.1E-01 | 1 | UJI1 | | | GP | | | | | | | pCi/L |
| Nonvolatile beta | 7.9E+00 | 1 | V | | | GP | 6.8E+00 | 1 | | | | GP | pCi/L |
| Plutonium-238 | <3.2E-01 | 1 | UI | | | GP | | | | | | | pCi/L |
| Plutonium-239/240 | <-6.0E-03 | 1 | UI | | | GP | | | | | | | pCi/L |
| Radium-226 | 9.6E-01 | 1 | | | | GP | | | | | | | pCi/L |
| Radium-228 | <9.3E-01 | 1 | UJI | | | GP | | | | | | | pCi/L |
| Strontium-90 | <1.5E-01 | 1 | UI | | | GP | | | | | | | pCi/L |
| Technetium-99 | <9.1E+00 | 1 | UI | | | GP | | | | | | | pCi/L |
| Thorium-228 | <-5.4E-02 | 1 | UI | | | GP | | | | | | | pCi/L |
| Thorium-230 | <-3.7E-02 | 1 | UI | | | GP | | | | | | | pCi/L |
| Thorium-232 | <0.0E+00 | 1 | UI | | | GP | | | | | | | pCi/L |
| Total alpha emitters | 1.2E+00 | | | | | | | | | | | | pCi/L |
| Total beta emitters | 5.8E+00 | | | | | | | | | | | | pCi/L |
| Total radium | 9.6E-01 | | | | | | | | | | | | pCi/L |
| Tritium | 5.1E+01 | 1 | | ■ | | GP | 5.5E+01 | 1 | | ■ | | TM | pCi/mL |
| Uranium-233/234 | 9.2E-01 | 1 | | | | GP | | | | | | | pCi/L |
| Uranium-235 | 2.6E-01 | 1 | | | | GP | | | | | | | pCi/L |
| Uranium-238 | <-4.6E-02 | 1 | UI | | | GP | | | | | | | pCi/L |

Notes: Synchronous water levels are measured over approximately a 3–5 day period.
● = exceeded holding time.
■ = exceeded groundwater protection standard. See Appendix A.

## WELL FSB 98C

| SRS Coord. | Lat/Longitude | Screen Zone Elevation | Top of Casing | Casing | Pump | Screen Zone |
|---|---|---|---|---|---|---|
| N75381.2<br>E50116.5 | 33.274264 °N<br>81.681258 °W | 158.4-148.4 ft msl | 284.5 ft msl | 4" PVC | V | Barnwell (IIB1) |

| SAMPLE DATE | 01/20/98 | 04/13/98 |
|---|---|---|

FIELD DATA

| Constituents | 1Q98 | 2Q98 | Unit |
|---|---|---|---|
| Water elevation | 208.1 | 210.3 | ft msl |
| pH | 3.0 | 3.2 | pH |
| Sp. conductance | 660 | 700 | µS/cm |
| Water temperature | 17.0 | 16.0 | °C |
| Alkalinity as $CaCO_3$ | 0 | 0 | mg/L |
| Turbidity | 1 | 1 | NTU |
| Volumes purged | 1.9 | 2.2 | well vol |
| Sampling code | | | |
| Synchronous water level | 209.8 (03/20/98) | 211.6 (06/30/98) | ft msl |

ANALYTICAL DATA

| Constituents | 1Q98 | DF | Mod | ST | H | Lab | 2Q98 | DF | Mod | ST | H | Lab | Unit |
|---|---|---|---|---|---|---|---|---|---|---|---|---|---|
| ***Inorganic Constituents*** | | | | | | | | | | | | | |
| Antimony, total recoverable | <20 | 2 | | | | GE | | | | | | | µg/L |
| Arsenic, total recoverable | <10 | 2 | | | | GE | | | | | | | µg/L |
| Barium, total recoverable | 180 | 2 | | | | GE | | | | | | | µg/L |
| Cadmium, total recoverable | 3.1 | 2 | JE | | | GE | 5.8 | 1 | | ■ | | GE | µg/L |
| Chromium, total recoverable | 2.8 | 2 | JE | | | GE | | | | | | | µg/L |
| Cobalt, total recoverable | 120 | 2 | | ■ | | GE | | | | | | | µg/L |
| Copper, total recoverable | 34 | 2 | | | | GE | | | | | | | µg/L |
| Cyanide | <10 | 1 | | | | GE | | | | | | | µg/L |
| Lead, total recoverable | <10 | 2 | | | | GE | 40 | 1 | | ■ | | GE | µg/L |
| Mercury, total recoverable | <0.20 | 1 | | | | GE | | | | | | | µg/L |
| Nickel, total recoverable | 20 | 2 | | | | GE | | | | | | | µg/L |
| Nitrate as nitrogen | | | | | | | | | | | | | |
| Nitrate-nitrite as nitrogen | 67,000 | 40 | V | ■ | | GE | 64,000 | 20 | | ■ | | GE | µg/L |
| Selenium, total recoverable | <10 | 2 | | | | GE | | | | | | | µg/L |
| Silver, total recoverable | <10 | 2 | | | | GE | | | | | | | µg/L |
| Thallium, total recoverable | 5.6 | 2 | JE | ■ | | GE | | | | | | | µg/L |
| Vanadium, total recoverable | <10 | 2 | | | | GE | | | | | | | µg/L |
| Zinc, total recoverable | 49 | 2 | V | | | GE | | | | | | | µg/L |
| ***Organic Constituents*** | | | | | | | | | | | | | |
| Benzene | <1.0 | 1 | J1 | | ● | GE | | | | | | | µg/L |
| Bis(2-ethylhexyl) phthalate | <11 | 1 | | | | GE | | | | | | | µg/L |
| Dichloromethane | <2.4 | 1 | JV1 | | ● | GE | | | | | | | µg/L |
| Phenols | <5.0 | 1 | | | | GE | | | | | | | µg/L |
| Tetrachloroethylene | <1.0 | 1 | J1 | | ● | GE | | | | | | | µg/L |
| Trichloroethylene | 24 | 1 | J1 | ■ | ● | GE | | | | | | | µg/L |
| Trichlorofluoromethane | <1.0 | 1 | J1 | | ● | GE | | | | | | | µg/L |

Notes: Synchronous water levels are measured over approximately a 3–5 day period.
● = exceeded holding time.
■ = exceeded groundwater protection standard. See Appendix A.

## WELL FSB 98C (cont.)

| Constituents | 1Q98 | DF | Mod | ST | H | Lab | 2Q98 | DF | Mod | ST | H | Lab | Unit |
|---|---|---|---|---|---|---|---|---|---|---|---|---|---|
| ***Radioactive Constituents*** | | | | | | | | | | | | | |
| Americium-241 | 1.4E+01 | 1 | | | | GP | | | | | | | pCi/L |
| Cesium-137 | <7.5E-01 | 1 | UI | | | GP | | | | | | | pCi/L |
| Cobalt-60 | <4.0E-01 | 1 | UI | | | GP | | | | | | | pCi/L |
| Curium-242 | <4.1E-02 | 1 | UI | | | GP | | | | | | | pCi/L |
| Curium-243/244 | 1.1E+01 | 1 | | | | GP | | | | | | | pCi/L |
| Curium-245/246 | 1.0E+00 | 1 | | | | GP | | | | | | | pCi/L |
| Gross alpha | 6.3E+02 | 1 | | ■ | | GP | 4.2E+02 | 1 | | ■ | | GP | pCi/L |
| Iodine-129 | 1.7E+01 | 1 | | | | GP | | | | | | | pCi/L |
| Nonvolatile beta | 6.1E+02 | 1 | | ■ | | GP | 6.3E+02 | 1 | | ■ | | GP | pCi/L |
| Plutonium-238 | 1.3E+00 | 1 | J1 | | | GP | | | | | | | pCi/L |
| Plutonium-239/240 | <4.1E-02 | 1 | UI | | | GP | | | | | | | pCi/L |
| Radium-226 | 2.1E+01 | 1 | | ■ | | GP | | | | | | | pCi/L |
| Radium-228 | 6.1E+00 | 1 | J | ■ | | GP | | | | | | | pCi/L |
| Strontium-90 | 1.1E+02 | 1 | V | ■ | | GP | | | | | | | pCi/L |
| Technetium-99 | 5.3E+01 | 1 | | ■ | | GP | | | | | | | pCi/L |
| Thorium-228 | <2.6E-01 | 1 | UI | | | GP | | | | | | | pCi/L |
| Thorium-230 | <2.2E-01 | 1 | UI | | | GP | | | | | | | pCi/L |
| Thorium-232 | <3.8E-02 | 1 | UI | | | GP | | | | | | | pCi/L |
| Total alpha emitters | 7.8E+02 | | | ■ | | | | | | | | | pCi/L |
| Total beta emitters | 1.9E+02 | | | ■ | | | | | | | | | pCi/L |
| Total radium | 2.7E+01 | | | | | | | | | | | | pCi/L |
| Tritium | 2.5E+03 | 1 | | ■ | | GP | 2.9E+03 | 1 | | ■ | | GP | pCi/mL |
| Uranium-233/234 | 2.7E+02 | 1 | | ■ | | GP | | | | | | | pCi/L |
| Uranium-235 | 2.8E+01 | 1 | R4 | ■ | | GP | | | | | | | pCi/L |
| Uranium-238 | 4.9E+02 | 1 | | ■ | | GP | | | | | | | pCi/L |

Notes: Synchronous water levels are measured over approximately a 3–5 day period.
● = exceeded holding time.
■ = exceeded groundwater protection standard. See Appendix A.

# WELL FSB 98D

| SRS Coord. | Lat/Longitude | Screen Zone Elevation | Top of Casing | Casing | Pump | Screen Zone |
|---|---|---|---|---|---|---|
| N75371.9<br>E50111.6 | 33.274235 °N<br>81.681253 °W | 220.3-200.3 ft msl | 284.5 ft msl | 4" PVC | V | Water Table (IIB2) |

| SAMPLE DATE | 01/20/98 | 04/15/98 |
|---|---|---|

FIELD DATA

| Constituents | 1Q98 | 2Q98 | Unit |
|---|---|---|---|
| Water elevation | 209.7 | 213.6 | ft msl |
| pH | 3.4 | 3.6 | pH |
| Sp. conductance | 460 | 740 | µS/cm |
| Water temperature | 16.0 | 16.0 | °C |
| Alkalinity as $CaCO_3$ | 0 | 0 | mg/L |
| Turbidity | 11 | 13 | NTU |
| Volumes purged | 0.16 | 0.12 | well vol |
| Sampling code | XN | XN | |
| Synchronous water level | 212.4 (03/20/98) | 215.2 (06/30/98) | ft msl |

ANALYTICAL DATA

| Constituents | 1Q98 | DF | Mod | ST | H | Lab | 2Q98 | DF | Mod | ST | H | Lab | Unit |
|---|---|---|---|---|---|---|---|---|---|---|---|---|---|
| ***Inorganic Constituents*** | | | | | | | | | | | | | |
| Antimony, total recoverable | <10 | 1 | | | | GE | | | | | | | µg/L |
| Arsenic, total recoverable | <5.0 | 1 | | | | GE | | | | | | | µg/L |
| Barium, total recoverable | 210 | 1 | | | | GE | | | | | | | µg/L |
| Cadmium, total recoverable | 4.0 | 1 | JE | | | GE | 14 | 1 | | ■ | | GE | µg/L |
| Chromium, total recoverable | 2.0 | 1 | JE | | | GE | | | | | | | µg/L |
| Cobalt, total recoverable | 12 | 1 | | ■ | | GE | | | | | | | µg/L |
| Copper, total recoverable | 37 | 1 | | | | GE | | | | | | | µg/L |
| Cyanide | <10 | 1 | | | | GE | | | | | | | µg/L |
| Lead, total recoverable | 23 | 1 | | ■ | | GE | 34 | 1 | | ■ | | GE | µg/L |
| Mercury, total recoverable | <0.20 | 1 | | | | GE | | | | | | | µg/L |
| Nickel, total recoverable | 7.3 | 1 | | | | GE | | | | | | | µg/L |
| Nitrate as nitrogen | | | | | | | | | | | | | |
| Nitrate-nitrite as nitrogen | 33,000 | 40 | V | ■ | | GE | 170,000 | 100 | | ■ | | GE | µg/L |
| Selenium, total recoverable | <5.0 | 1 | | | | GE | | | | | | | µg/L |
| Silver, total recoverable | <5.0 | 1 | | | | GE | | | | | | | µg/L |
| Thallium, total recoverable | <5.0 | 1 | | | | GE | | | | | | | µg/L |
| Vanadium, total recoverable | 0.89 | 1 | JE | | | GE | | | | | | | µg/L |
| Zinc, total recoverable | 33 | 1 | V | | | GE | | | | | | | µg/L |
| ***Organic Constituents*** | | | | | | | | | | | | | |
| Benzene | <1.0 | 1 | J1 | | ● | GE | | | | | | | µg/L |
| Bis(2-ethylhexyl) phthalate | <11 | 1 | | | | GE | | | | | | | µg/L |
| Dichloromethane | <2.2 | 1 | JV1 | | ● | GE | | | | | | | µg/L |
| Phenols | <5.0 | 1 | | | | GE | | | | | | | µg/L |
| Tetrachloroethylene | <1.0 | 1 | J1 | | ● | GE | | | | | | | µg/L |
| Trichloroethylene | <1.0 | 1 | J1 | | ● | GE | | | | | | | µg/L |
| Trichlorofluoromethane | <1.0 | 1 | J1 | | ● | GE | | | | | | | µg/L |

Notes: Synchronous water levels are measured over approximately a 3–5 day period.
● = exceeded holding time.
■ = exceeded groundwater protection standard. See Appendix A.

## WELL FSB 98D (cont.)

| Constituents | 1Q98 | DF | Mod | ST | H | Lab | 2Q98 | DF | Mod | ST | H | Lab | Unit |
|---|---|---|---|---|---|---|---|---|---|---|---|---|---|
| ***Radioactive Constituents*** | | | | | | | | | | | | | |
| Americium-241 | 9.5E+00 | 1 | | | | GP | | | | | | | pCi/L |
| Cesium-137 | <4.2E-01 | 1 | UI | | | GP | | | | | | | pCi/L |
| Cobalt-60 | <-3.6E-02 | 1 | UI | | | GP | | | | | | | pCi/L |
| Curium-242 | <1.5E-02 | 1 | UI | | | GP | | | | | | | pCi/L |
| Curium-243/244 | 7.3E+00 | 1 | | | | GP | | | | | | | pCi/L |
| Curium-245/246 | 3.9E-01 | 1 | | | | GP | | | | | | | pCi/L |
| Gross alpha | 3.2E+02 | 1 | | ■ | | GP | 3.1E+02 | 1 | | ■ | | GP | pCi/L |
| Iodine-129 | 1.4E+01 | 1 | | | | GP | | | | | | | pCi/L |
| Nonvolatile beta | 5.5E+02 | 1 | | ■ | | GP | 8.4E+02 | 1 | | ■ | | GP | pCi/L |
| Plutonium-238 | <2.2E-01 | 1 | UJI1 | | | GP | | | | | | | pCi/L |
| Plutonium-239/240 | <3.1E-02 | 1 | UI | | | GP | | | | | | | pCi/L |
| Radium-226 | 5.9E+00 | 1 | | ■ | | GP | | | | | | | pCi/L |
| Radium-228 | 1.4E+01 | 1 | J | ■ | | GP | | | | | | | pCi/L |
| Strontium-90 | 1.6E+02 | 1 | V | ■ | | GP | | | | | | | pCi/L |
| Technetium-99 | <5.6E+00 | 1 | UI | | | GP | | | | | | | pCi/L |
| Thorium-228 | <4.3E-01 | 1 | UI | | | GP | | | | | | | pCi/L |
| Thorium-230 | 1.7E-01 | 1 | UIV | | | GP | | | | | | | pCi/L |
| Thorium-232 | <-1.9E-02 | 1 | UI | | | GP | | | | | | | pCi/L |
| Total alpha emitters | 3.1E+02 | | | ■ | | | | | | | | | pCi/L |
| Total beta emitters | 1.8E+02 | | | ■ | | | | | | | | | pCi/L |
| Total radium | 1.9E+01 | | | | | | | | | | | | pCi/L |
| Tritium | 1.1E+03 | 1 | | ■ | | GP | 3.0E+03 | 1 | | ■ | | GP | pCi/mL |
| Uranium-233/234 | 8.6E+01 | 1 | | ■ | | GP | | | | | | | pCi/L |
| Uranium-235 | 8.9E+00 | 1 | R4 | | | GP | | | | | | | pCi/L |
| Uranium-238 | 2.1E+02 | 1 | | ■ | | GP | | | | | | | pCi/L |

Notes: Synchronous water levels are measured over approximately a 3–5 day period.
● = exceeded holding time.
■ = exceeded groundwater protection standard. See Appendix A.

# WELL FSB 99A

| SRS Coord. | Lat/Longitude | Screen Zone Elevation | Top of Casing | Casing | Pump | Screen Zone |
|---|---|---|---|---|---|---|
| N75675.6<br>E50314.8 | 33.275239 °N<br>81.681308 °W | 102.9-92.9 ft msl | 287.6 ft msl | 4" PVC | S | U. Congaree (IIA) |

| | | |
|---|---|---|
| SAMPLE DATE | 01/28/98 | 04/02/98 |

FIELD DATA

| Constituents | 1Q98 | 2Q98 | Unit |
|---|---|---|---|
| Water elevation | 150.8 | 151.5 | ft msl |
| pH | 6.4 | 6.7 | pH |
| Sp. conductance | 170 | 170 | µS/cm |
| Water temperature | 19.5 | 21.6 | °C |
| Alkalinity as $CaCO_3$ | 56 | 54 | mg/L |
| Turbidity | 0 | 1 | NTU |
| Volumes purged | 2.4 | 2.4 | well vol |
| Sampling code | | | |
| Synchronous water level | 151.6 (03/20/98) | 151.3 (06/30/98) | ft msl |

ANALYTICAL DATA

| Constituents | 1Q98 | DF | Mod | ST | H | Lab | 2Q98 | DF | Mod | ST | H | Lab | Unit |
|---|---|---|---|---|---|---|---|---|---|---|---|---|---|
| ***Inorganic Constituents*** | | | | | | | | | | | | | |
| Antimony, total recoverable | 2.0 | 1 | JE | | | GE | | | | | | | µg/L |
| Arsenic, total recoverable | <5.0 | 1 | | | | GE | | | | | | | µg/L |
| Barium, total recoverable | 31 | 1 | | | | WA | | | | | | | µg/L |
| Cadmium, total recoverable | <4.7 | 1 | | | | WA | <1.0 | 1 | | | | GE | µg/L |
| Chromium, total recoverable | 1.1 | 1 | JE | | | GE | | | | | | | µg/L |
| Cobalt, total recoverable | <4.5 | 1 | | | | WA | | | | | | | µg/L |
| Copper, total recoverable | <5.0 | 1 | | | | GE | | | | | | | µg/L |
| Cyanide | <10 | 1 | | | | GE | | | | | | | µg/L |
| Lead, total recoverable | 1.2 | 1 | JE | | | GE | 0.32 | 1 | JE | | | GE | µg/L |
| Mercury, total recoverable | <0.20 | 1 | | | | GE | | | | | | | µg/L |
| Nickel, total recoverable | <5.0 | 1 | | | | GE | | | | | | | µg/L |
| Nitrate as nitrogen | | | | | | | | | | | | | |
| Nitrate-nitrite as nitrogen | 5,900 | 3 | JV | | | GE | 6,400 | 5 | | | | GE | µg/L |
| Selenium, total recoverable | <5.0 | 1 | | | | GE | | | | | | | µg/L |
| Silver, total recoverable | <5.0 | 1 | | | | GE | | | | | | | µg/L |
| Thallium, total recoverable | <5.0 | 1 | | | | GE | | | | | | | µg/L |
| Vanadium, total recoverable | <5.0 | 1 | | | | GE | | | | | | | µg/L |
| Zinc, total recoverable | <2.5 | 1 | JEV | | | GE | | | | | | | µg/L |
| ***Organic Constituents*** | | | | | | | | | | | | | |
| Benzene | <1.0 | 1 | J | | | GE | | | | | | | µg/L |
| Bis(2-ethylhexyl) phthalate | <1.6 | 1 | V | | | WA | | | | | | | µg/L |
| Dichloromethane | <0.84 | 1 | JEV | | | GE | | | | | | | µg/L |
| Phenols | <5.0 | 1 | | | | GE | | | | | | | µg/L |
| Tetrachloroethylene | <1.0 | 1 | J | | | GE | | | | | | | µg/L |
| Trichloroethylene | <1.0 | 1 | J | | | GE | | | | | | | µg/L |
| Trichlorofluoromethane | <1.0 | 1 | J | | | GE | | | | | | | µg/L |

Notes: Synchronous water levels are measured over approximately a 3–5 day period.
● = exceeded holding time.
■ = exceeded groundwater protection standard. See Appendix A.

## WELL FSB 99A (cont.)

| Constituents | 1Q98 | DF | Mod | ST | H | Lab | 2Q98 | DF | Mod | ST | H | Lab | Unit |
|---|---|---|---|---|---|---|---|---|---|---|---|---|---|
| ***Radioactive Constituents*** | | | | | | | | | | | | | |
| Americium-241 | <6.0E-02 | 1 | UI | | | GP | | | | | | | pCi/L |
| Cesium-137 | <-1.3E-01 | 1 | UI | | | TM | | | | | | | pCi/L |
| Cobalt-60 | <-1.4E-01 | 1 | UI | | | TM | | | | | | | pCi/L |
| Curium-242 | <0.0E+00 | 1 | UI | | | TM | | | | | | | pCi/L |
| Curium-243/244 | <-1.6E-02 | 1 | UI | | | GP | | | | | | | pCi/L |
| Curium-245/246 | <8.0E-03 | 1 | UI | | | GP | | | | | | | pCi/L |
| Gross alpha | 1.8E+00 | 1 | | | | GP | <1.0E+00 | 1 | UI | | | GP | pCi/L |
| Iodine-129 | 2.0E+00 | 1 | R4 | | | GP | | | | | | | pCi/L |
| Nonvolatile beta | 4.1E+00 | 1 | | | | TM | <1.1E+00 | 1 | UI | | | GP | pCi/L |
| Plutonium-238 | <1.8E-02 | 1 | UI | | | GP | | | | | | | pCi/L |
| Plutonium-239/240 | <4.0E-03 | 1 | UI | | | GP | | | | | | | pCi/L |
| Radium-226 | 1.2E+00 | 1 | | | | GP | | | | | | | pCi/L |
| Radium-228 | 3.6E+00 | 1 | | | | GP | | | | | | | pCi/L |
| Strontium-90 | <0.0E+00 | 1 | UI | | | TM | | | | | | | pCi/L |
| Technetium-99 | <1.6E+00 | 1 | UI | | | GP | | | | | | | pCi/L |
| Thorium-228 | <3.0E-02 | 1 | UI | | | TM | | | | | | | pCi/L |
| Thorium-230 | <1.3E-01 | 1 | UI | | | TM | | | | | | | pCi/L |
| Thorium-232 | <3.0E-02 | 1 | UI | | | GP | | | | | | | pCi/L |
| Total alpha emitters | | | | | | | | | | | | | |
| Total beta emitters | 3.6E+00 | | | | | | | | | | | | pCi/L |
| Total radium | 4.7E+00 | | | | | | | | | | | | pCi/L |
| Tritium | 2.0E+02 | 1 | | ■ | | TM | 1.3E+02 | 1 | | ■ | | GP | pCi/mL |
| Uranium-233/234 | <6.9E-04 | 1 | UI | | | GP | | | | | | | pCi/L |
| Uranium-235 | <0.0E+00 | 1 | UI | | | GP | | | | | | | pCi/L |
| Uranium-238 | <0.0E+00 | 1 | UI | | | TM | | | | | | | pCi/L |

Notes: Synchronous water levels are measured over approximately a 3–5 day period.
● = exceeded holding time.
■ = exceeded groundwater protection standard. See Appendix A.

# WELL FSB 99C

| SRS Coord. | Lat/Longitude | Screen Zone Elevation | Top of Casing | Casing | Pump | Screen Zone |
|---|---|---|---|---|---|---|
| N75683.7<br>E50320.6 | 33.275266 °N<br>81.681308 °W | 167.2-157.2 ft msl | 287.7 ft msl | 4" PVC | S | Barnwell (IIB1) |

| SAMPLE DATE | 01/12/98 | 04/01/98 |
|---|---|---|

FIELD DATA

| Constituents | 1Q98 | 2Q98 | Unit |
|---|---|---|---|
| Water elevation | 207.7 | 210.7 | ft msl |
| pH | 5.1 | 5.5 | pH |
| Sp. conductance | 27 | 290 | µS/cm |
| Water temperature | 19.9 | 20.1 | °C |
| Alkalinity as $CaCO_3$ | 6 | 10 | mg/L |
| Turbidity | 0 | 1 | NTU |
| Volumes purged | 2.3 | 2.4 | well vol |
| Sampling code | | | |
| Synchronous water level | 210.3 (03/20/98) | 212.3 (06/30/98) | ft msl |

ANALYTICAL DATA

| Constituents | 1Q98 | DF | Mod | ST | H | Lab | 2Q98 | DF | Mod | ST | H | Lab | Unit |
|---|---|---|---|---|---|---|---|---|---|---|---|---|---|
| ***Inorganic Constituents*** | | | | | | | | | | | | | |
| Antimony, total recoverable | <10 | 1 | | | | GE | | | | | | | µg/L |
| Arsenic, total recoverable | <5.0 | 1 | | | | GE | | | | | | | µg/L |
| Barium, total recoverable | 68 | 1 | | | | GE | | | | | | | µg/L |
| Cadmium, total recoverable | 1.7 | 1 | JE | | | GE | 1.7 | 1 | | | | GE | µg/L |
| Chromium, total recoverable | <5.0 | 1 | | | | GE | | | | | | | µg/L |
| Cobalt, total recoverable | 4.0 | 1 | JE | ■ | | GE | | | | | | | µg/L |
| Copper, total recoverable | 5.5 | 1 | | | | GE | | | | | | | µg/L |
| Cyanide | <10 | 1 | | | | GE | | | | | | | µg/L |
| Lead, total recoverable | <2.5 | 1 | JEV | | | GE | 1.8 | 1 | JE | | | GE | µg/L |
| Mercury, total recoverable | 0.13 | 1 | JE | | | GE | | | | | | | µg/L |
| Nickel, total recoverable | 3.6 | 1 | JE | | | GE | | | | | | | µg/L |
| Nitrate as nitrogen | | | | | | | | | | | | | |
| Nitrate-nitrite as nitrogen | 27,000 | 20 | | ■ | | GE | 30,000 | 20 | | ■ | | GE | µg/L |
| Selenium, total recoverable | <1.9 | 1 | JEV | | | GE | | | | | | | µg/L |
| Silver, total recoverable | <1.2 | 1 | JEV | | | GE | | | | | | | µg/L |
| Thallium, total recoverable | <5.0 | 1 | | | | GE | | | | | | | µg/L |
| Vanadium, total recoverable | <5.0 | 1 | | | | GE | | | | | | | µg/L |
| Zinc, total recoverable | 26 | 1 | V | | | GE | | | | | | | µg/L |
| ***Organic Constituents*** | | | | | | | | | | | | | |
| Benzene | <1.0 | 1 | | | | GE | | | | | | | µg/L |
| Bis(2-ethylhexyl) phthalate | <10 | 1 | | | | GE | | | | | | | µg/L |
| Dichloromethane | <5.2 | 1 | V | | | GE | | | | | | | µg/L |
| Phenols | <5.0 | 1 | | | | GE | | | | | | | µg/L |
| Tetrachloroethylene | <1.0 | 1 | | | | GE | | | | | | | µg/L |
| Trichloroethylene | 88 | 1 | | ■ | | GE | | | | | | | µg/L |
| Trichlorofluoromethane | 4.1 | 1 | | | | GE | | | | | | | µg/L |

Notes: Synchronous water levels are measured over approximately a 3–5 day period.
● = exceeded holding time.
■ = exceeded groundwater protection standard. See Appendix A.

## WELL FSB 99C (cont.)

| Constituents | 1Q98 | DF | Mod | ST | H | Lab | 2Q98 | DF | Mod | ST | H | Lab | Unit |
|---|---|---|---|---|---|---|---|---|---|---|---|---|---|
| ***Radioactive Constituents*** | | | | | | | | | | | | | |
| Americium-241 | <-3.5E-02 | 1 | UI | | | GP | | | | | | | pCi/L |
| Cesium-137 | <-1.9E-01 | 1 | UI | | | GP | | | | | | | pCi/L |
| Cobalt-60 | <5.0E-01 | 1 | UI | | | GP | | | | | | | pCi/L |
| Curium-242 | <-2.0E-02 | 1 | UI | | | GP | | | | | | | pCi/L |
| Curium-243/244 | <-5.8E-02 | 1 | UI | | | GP | | | | | | | pCi/L |
| Curium-245/246 | <-5.0E-03 | 1 | UI | | | GP | | | | | | | pCi/L |
| Gross alpha | 2.6E+01 | 1 | | ■ | | GP | 2.3E+01 | 1 | J | ■ | | GP | pCi/L |
| Iodine-129 | 8.7E+00 | 1 | | | | GP | | | | | | | pCi/L |
| Nonvolatile beta | 9.6E+01 | 1 | | ■ | | GP | 8.9E+01 | 1 | | ■ | | GP | pCi/L |
| Plutonium-238 | <6.7E-02 | 1 | UI | | | GP | | | | | | | pCi/L |
| Plutonium-239/240 | <2.7E-02 | 1 | UI | | | GP | | | | | | | pCi/L |
| Radium-226 | 4.5E+00 | 1 | | | | GP | | | | | | | pCi/L |
| Radium-228 | 4.4E+00 | 1 | | | | GP | | | | | | | pCi/L |
| Strontium-90 | 1.8E+01 | 1 | | ■ | | GP | | | | | | | pCi/L |
| Technetium-99 | 5.6E+01 | 1 | | ■ | | GP | | | | | | | pCi/L |
| Thorium-228 | <3.6E-02 | 1 | UI | | | GP | | | | | | | pCi/L |
| Thorium-230 | <2.2E-02 | 1 | UI | | | GP | | | | | | | pCi/L |
| Thorium-232 | <0.0E+00 | 1 | UI | | | GP | | | | | | | pCi/L |
| Total alpha emitters | 1.7E+01 | | | ■ | | | | | | | | | pCi/L |
| Total beta emitters | 8.7E+01 | | | ■ | | | | | | | | | pCi/L |
| Total radium | 9.0E+00 | | | | | | | | | | | | pCi/L |
| Tritium | 9.3E+02 | 1 | | ■ | | GP | 1.1E+03 | 1 | | ■ | | GP | pCi/mL |
| Uranium-233/234 | 7.4E+00 | 1 | | | | GP | | | | | | | pCi/L |
| Uranium-235 | 4.5E-01 | 1 | | | | GP | | | | | | | pCi/L |
| Uranium-238 | 9.6E+00 | 1 | J | | | GP | | | | | | | pCi/L |

Notes: Synchronous water levels are measured over approximately a 3–5 day period.
● = exceeded holding time.
■ = exceeded groundwater protection standard. See Appendix A.

## WELL FSB 99D

| SRS Coord. | Lat/Longitude | Screen Zone Elevation | Top of Casing | Casing | Pump | Screen Zone |
|---|---|---|---|---|---|---|
| N75691.7<br>E50326.9 | 33.275294 °N<br>81.681307 °W | 218.1-198.1 ft msl | 287.6 ft msl | 4" PVC | S | Water Table (IIB2) |

| SAMPLE DATE | 01/12/98 | 04/01/98 |
|---|---|---|

FIELD DATA

| Constituents | 1Q98 | 2Q98 | Unit |
|---|---|---|---|
| Water elevation | 210.5 | 213.7 | ft msl |
| pH | 4.9 | 4.9 | pH |
| Sp. conductance | 29 | 31 | µS/cm |
| Water temperature | 18.1 | 20.2 | °C |
| Alkalinity as $CaCO_3$ | 1 | 0 | mg/L |
| Turbidity | 7 | 2 | NTU |
| Volumes purged | 0.12 | 4.0 | well vol |
| Sampling code | XN | | |
| Synchronous water level | 213.1 (03/20/98) | 216.3 (06/30/98) | ft msl |

ANALYTICAL DATA

| Constituents | 1Q98 | DF | Mod | ST | H | Lab | 2Q98 | DF | Mod | ST | H | Lab | Unit |
|---|---|---|---|---|---|---|---|---|---|---|---|---|---|
| ***Inorganic Constituents*** | | | | | | | | | | | | | |
| Antimony, total recoverable | <10 | 1 | | | | GE | | | | | | | µg/L |
| Arsenic, total recoverable | <5.0 | 1 | | | | GE | | | | | | | µg/L |
| Barium, total recoverable | 9.0 | 1 | | | | GE | | | | | | | µg/L |
| Cadmium, total recoverable | 0.22 | 1 | JE | | | GE | 0.42 | 1 | JE | | | GE | µg/L |
| Chromium, total recoverable | 1.6 | 1 | JE | | | GE | | | | | | | µg/L |
| Cobalt, total recoverable | <5.0 | 1 | | | | GE | | | | | | | µg/L |
| Copper, total recoverable | 72 | 1 | | | | GE | | | | | | | µg/L |
| Cyanide | <10 | 1 | | | | GE | | | | | | | µg/L |
| Lead, total recoverable | 29 | 1 | V | ■ | | GE | 7.3 | 1 | | | | GE | µg/L |
| Mercury, total recoverable | <0.20 | 1 | | | | GE | | | | | | | µg/L |
| Nickel, total recoverable | <5.0 | 1 | | | | GE | | | | | | | µg/L |
| Nitrate as nitrogen | | | | | | | | | | | | | |
| Nitrate-nitrite as nitrogen | 1,500 | 1 | | | | GE | 1,500 | 1 | | | | GE | µg/L |
| Selenium, total recoverable | <5.0 | 1 | | | | GE | | | | | | | µg/L |
| Silver, total recoverable | <1.3 | 1 | JEV | | | GE | | | | | | | µg/L |
| Thallium, total recoverable | <5.0 | 1 | | | | GE | | | | | | | µg/L |
| Vanadium, total recoverable | 0.50 | 1 | JE | | | GE | | | | | | | µg/L |
| Zinc, total recoverable | 41 | 1 | V | | | GE | | | | | | | µg/L |
| ***Organic Constituents*** | | | | | | | | | | | | | |
| Benzene | <1.0 | 1 | | | | GE | | | | | | | µg/L |
| Bis(2-ethylhexyl) phthalate | <6.0 | 1 | JEV | | | GE | | | | | | | µg/L |
| Dichloromethane | <4.7 | 1 | V | | | GE | | | | | | | µg/L |
| Phenols | <5.0 | 1 | | | | GE | | | | | | | µg/L |
| Tetrachloroethylene | <1.0 | 1 | | | | GE | | | | | | | µg/L |
| Trichloroethylene | <1.0 | 1 | | | | GE | | | | | | | µg/L |
| Trichlorofluoromethane | <1.0 | 1 | | | | GE | | | | | | | µg/L |

Notes: Synchronous water levels are measured over approximately a 3–5 day period.
● = exceeded holding time.
■ = exceeded groundwater protection standard. See Appendix A.

## WELL FSB 99D (cont.)

| Constituents | 1Q98 | DF | Mod | ST | H | Lab | 2Q98 | DF | Mod | ST | H | Lab | Unit |
|---|---|---|---|---|---|---|---|---|---|---|---|---|---|
| ***Radioactive Constituents*** | | | | | | | | | | | | | |
| Americium-241 | <3.4E-01 | 1 | UI | | | GP | | | | | | | pCi/L |
| Cesium-137 | <-9.1E-01 | 1 | UI | | | GP | | | | | | | pCi/L |
| Cobalt-60 | <-4.8E-01 | 1 | UI | | | GP | | | | | | | pCi/L |
| Curium-242 | <-4.2E-02 | 1 | UI | | | GP | | | | | | | pCi/L |
| Curium-243/244 | <4.1E-01 | 1 | UI | | | GP | | | | | | | pCi/L |
| Curium-245/246 | <-2.2E-02 | 1 | UI | | | GP | | | | | | | pCi/L |
| Gross alpha | 1.7E+01 | 1 | | ■ | | GP | 8.4E+00 | 1 | J | | | GP | pCi/L |
| Iodine-129 | <6.2E-01 | 1 | UI | | | GP | | | | | | | pCi/L |
| Nonvolatile beta | 1.3E+01 | 1 | | | | GP | 1.1E+01 | 1 | | | | GP | pCi/L |
| Plutonium-238 | <-1.5E-02 | 1 | UI | | | GP | | | | | | | pCi/L |
| Plutonium-239/240 | <2.6E-02 | 1 | UI | | | GP | | | | | | | pCi/L |
| Radium-226 | 3.6E-01 | 1 | | | | GP | | | | | | | pCi/L |
| Radium-228 | 3.5E+00 | 1 | | | | GP | | | | | | | pCi/L |
| Strontium-90 | 2.5E+00 | 1 | | | | GP | | | | | | | pCi/L |
| Technetium-99 | <-8.0E+00 | 1 | UI | | | GP | | | | | | | pCi/L |
| Thorium-228 | <-5.0E-02 | 1 | UI | | | GP | | | | | | | pCi/L |
| Thorium-230 | <1.3E-01 | 1 | UI | | | GP | | | | | | | pCi/L |
| Thorium-232 | <0.0E+00 | 1 | UI | | | GP | | | | | | | pCi/L |
| Total alpha emitters | 2.2E+01 | | | ■ | | | | | | | | | pCi/L |
| Total beta emitters | 6.0E+00 | | | | | | | | | | | | pCi/L |
| Total radium | 3.8E+00 | | | | | | | | | | | | pCi/L |
| Tritium | 1.7E+01 | 1 | | | | GP | 1.6E+01 | 1 | | | | GP | pCi/mL |
| Uranium-233/234 | 6.0E+00 | 1 | | | | GP | | | | | | | pCi/L |
| Uranium-235 | 1.0E+00 | 1 | | | | GP | | | | | | | pCi/L |
| Uranium-238 | 1.5E+01 | 1 | J | ■ | | GP | | | | | | | pCi/L |

Notes: Synchronous water levels are measured over approximately a 3–5 day period.
● = exceeded holding time.
■ = exceeded groundwater protection standard. See Appendix A.

# WELL FSB100A

| SRS Coord. | Lat/Longitude | Screen Zone Elevation | Top of Casing | Casing | Pump | Screen Zone |
|---|---|---|---|---|---|---|
| N75534.4<br>E50958.4 | 33.275977 °N<br>81.679339 °W | 105.8-95.8 ft msl | 286 ft msl | 4" PVC | S | U. Congaree (IIA) |

| SAMPLE DATE | 01/20/98 | 04/06/98 |
|---|---|---|

FIELD DATA

| Constituents | 1Q98 | 2Q98 | Unit |
|---|---|---|---|
| Water elevation | 151.5 | 152.4 | ft msl |
| pH | 6.7 | 6.9 | pH |
| Sp. conductance | 190 | 180 | µS/cm |
| Water temperature | 19.4 | 19.3 | °C |
| Alkalinity as $CaCO_3$ | 63 | 63 | mg/L |
| Turbidity | 1 | 1 | NTU |
| Volumes purged | 2.4 | 2.3 | well vol |
| Sampling code | | | |
| Synchronous water level | 152.5 (03/19/98) | 152.3 (06/30/98) | ft msl |

ANALYTICAL DATA

| Constituents | 1Q98 | DF | Mod | ST | H | Lab | 2Q98 | DF | Mod | ST | H | Lab | Unit |
|---|---|---|---|---|---|---|---|---|---|---|---|---|---|
| ***Inorganic Constituents*** | | | | | | | | | | | | | |
| Antimony, total recoverable | <10 | 1 | | | | GE | | | | | | | µg/L |
| Arsenic, total recoverable | <5.0 | 1 | | | | GE | | | | | | | µg/L |
| Barium, total recoverable | 41 | 1 | | | | GE | | | | | | | µg/L |
| Cadmium, total recoverable | <5.0 | 1 | | | | GE | <1.0 | 1 | | | | GE | µg/L |
| Chromium, total recoverable | 1.2 | 1 | JE | | | GE | | | | | | | µg/L |
| Cobalt, total recoverable | <5.0 | 1 | | | | GE | | | | | | | µg/L |
| Copper, total recoverable | <5.0 | 1 | | | | GE | | | | | | | µg/L |
| Cyanide | <10 | 1 | | | | GE | | | | | | | µg/L |
| Lead, total recoverable | <0.98 | 1 | JEV | | | GE | 0.51 | 1 | JE | | | GE | µg/L |
| Mercury, total recoverable | <0.20 | 1 | | | | GE | | | | | | | µg/L |
| Nickel, total recoverable | <5.0 | 1 | | | | GE | | | | | | | µg/L |
| Nitrate as nitrogen | | | | | | | | | | | | | |
| Nitrate-nitrite as nitrogen | 3,800 | 3 | | | | GE | 4,400 | 5 | | | | GE | µg/L |
| Selenium, total recoverable | <5.0 | 1 | | | | GE | | | | | | | µg/L |
| Silver, total recoverable | 1.6 | 1 | JE | | | GE | | | | | | | µg/L |
| Thallium, total recoverable | <5.0 | 1 | | | | GE | | | | | | | µg/L |
| Vanadium, total recoverable | <5.0 | 1 | | | | GE | | | | | | | µg/L |
| Zinc, total recoverable | 8.1 | 1 | V | | | GE | | | | | | | µg/L |
| ***Organic Constituents*** | | | | | | | | | | | | | |
| Benzene | <1.0 | 1 | J1 | | ● | GE | | | | | | | µg/L |
| Bis(2-ethylhexyl) phthalate | <10 | 1 | | | | GE | | | | | | | µg/L |
| Dichloromethane | <1.0 | 1 | JV1 | | ● | GE | | | | | | | µg/L |
| Phenols | <5.0 | 1 | | | | GE | | | | | | | µg/L |
| Tetrachloroethylene | <1.0 | 1 | J1 | | ● | GE | | | | | | | µg/L |
| Trichloroethylene | <1.0 | 1 | J1 | | ● | GE | | | | | | | µg/L |
| Trichlorofluoromethane | <1.0 | 1 | J1 | | ● | GE | | | | | | | µg/L |

Notes: Synchronous water levels are measured over approximately a 3–5 day period.
● = exceeded holding time.
■ = exceeded groundwater protection standard. See Appendix A.

## WELL FSB100A (cont.)

| Constituents | 1Q98 | DF | Mod | ST | H | Lab | 2Q98 | DF | Mod | ST | H | Lab | Unit |
|---|---|---|---|---|---|---|---|---|---|---|---|---|---|
| ***Radioactive Constituents*** | | | | | | | | | | | | | |
| Americium-241 | <3.0E-02 | 1 | UI | | | GP | | | | | | | pCi/L |
| Cesium-137 | <-1.6E+00 | 1 | UI | | | GP | | | | | | | pCi/L |
| Cobalt-60 | <-1.2E-01 | 1 | UI | | | GP | | | | | | | pCi/L |
| Curium-242 | <2.0E-03 | 1 | UI | | | GP | | | | | | | pCi/L |
| Curium-243/244 | <4.7E-02 | 1 | UI | | | GP | | | | | | | pCi/L |
| Curium-245/246 | <0.0E+00 | 1 | UI | | | GP | | | | | | | pCi/L |
| Gross alpha | 1.9E+00 | 1 | | | | GP | 1.3E+00 | 1 | J2 | | | GP | pCi/L |
| Iodine-129 | <1.2E+00 | 1 | UI | | | GP | | | | | | | pCi/L |
| Nonvolatile beta | 1.5E+00 | 1 | | | | GP | 1.9E+00 | 1 | | | | GP | pCi/L |
| Plutonium-238 | <-1.5E-02 | 1 | UI | | | GP | | | | | | | pCi/L |
| Plutonium-239/240 | <-5.2E-02 | 1 | UI | | | GP | | | | | | | pCi/L |
| Radium-226 | 9.2E-01 | 1 | | | | GP | | | | | | | pCi/L |
| Radium-228 | 2.4E+00 | 1 | UIV | | | GP | | | | | | | pCi/L |
| Strontium-90 | <-3.0E-01 | 1 | UI | | | GP | | | | | | | pCi/L |
| Technetium-99 | <-1.1E+01 | 1 | UI | | | GP | | | | | | | pCi/L |
| Thorium-228 | <-1.2E-02 | 1 | UI | | | GP | | | | | | | pCi/L |
| Thorium-230 | <6.0E-02 | 1 | UI | | | GP | | | | | | | pCi/L |
| Thorium-232 | <4.0E-03 | 1 | UI | | | GP | | | | | | | pCi/L |
| Total alpha emitters | 4.7E-01 | | | | | | | | | | | | pCi/L |
| Total beta emitters | | | | | | | | | | | | | |
| Total radium | 9.2E-01 | | | | | | | | | | | | pCi/L |
| Tritium | 7.6E+01 | 1 | | ■ | | GP | 7.2E+01 | 1 | | ■ | | GP | pCi/mL |
| Uranium-233/234 | 3.2E-01 | 1 | | | | GP | | | | | | | pCi/L |
| Uranium-235 | <-7.0E-03 | 1 | UI | | | GP | | | | | | | pCi/L |
| Uranium-238 | 1.5E-01 | 1 | | | | GP | | | | | | | pCi/L |

Notes: Synchronous water levels are measured over approximately a 3–5 day period.
● = exceeded holding time.
■ = exceeded groundwater protection standard. See Appendix A.

# WELL FSB101A

| SRS Coord. | Lat/Longitude | Screen Zone Elevation | Top of Casing | Casing | Pump | Screen Zone |
|---|---|---|---|---|---|---|
| N75719.0<br>E51191.3 | 33.276765 °N<br>81.679085 °W | 102.9-92.9 ft msl | 285.2 ft msl | 4" PVC | S | U. Congaree (IIA) |

| SAMPLE DATE | 01/23/98 | 04/06/98 |
|---|---|---|

FIELD DATA

| Constituents | 1Q98 | 2Q98 | Unit |
|---|---|---|---|
| Water elevation | 151.8 | 153.8 | ft msl |
| pH | 7.0 | 7.1 | pH |
| Sp. conductance | 140 | 170 | µS/cm |
| Water temperature | 17.0 | 19.0 | °C |
| Alkalinity as $CaCO_3$ | 56 | 65 | mg/L |
| Turbidity | 2 | 1 | NTU |
| Volumes purged | 5.7 | 1.1 | well vol |
| Sampling code | | | |
| Synchronous water level | 152.7 (03/19/98) | 152.5 (06/30/98) | ft msl |

ANALYTICAL DATA

| Constituents | 1Q98 | DF | Mod | ST | H | Lab | 2Q98 | DF | Mod | ST | H | Lab | Unit |
|---|---|---|---|---|---|---|---|---|---|---|---|---|---|
| ***Inorganic Constituents*** | | | | | | | | | | | | | |
| Antimony, total recoverable | <10 | 1 | | | | GE | | | | | | | µg/L |
| Arsenic, total recoverable | <5.0 | 1 | | | | GE | | | | | | | µg/L |
| Barium, total recoverable | 32 | 1 | | | | GE | | | | | | | µg/L |
| Cadmium, total recoverable | <5.0 | 1 | | | | GE | <1.0 | 1 | | | | GE | µg/L |
| Chromium, total recoverable | 0.93 | 1 | JE | | | GE | | | | | | | µg/L |
| Cobalt, total recoverable | <5.0 | 1 | | | | GE | | | | | | | µg/L |
| Copper, total recoverable | <5.0 | 1 | | | | GE | | | | | | | µg/L |
| Cyanide | <10 | 1 | | | | GE | | | | | | | µg/L |
| Lead, total recoverable | <5.0 | 1 | | | | GE | 0.16 | 1 | JE | | | GE | µg/L |
| Mercury, total recoverable | <0.20 | 1 | | | | GE | | | | | | | µg/L |
| Nickel, total recoverable | <5.0 | 1 | | | | GE | | | | | | | µg/L |
| Nitrate as nitrogen | | | | | | | | | | | | | |
| Nitrate-nitrite as nitrogen | 2,100 | 2 | V | | | GE | 1,600 | 1 | | | | GE | µg/L |
| Selenium, total recoverable | <5.0 | 1 | | | | GE | | | | | | | µg/L |
| Silver, total recoverable | <5.0 | 1 | | | | GE | | | | | | | µg/L |
| Thallium, total recoverable | <5.0 | 1 | | | | GE | | | | | | | µg/L |
| Vanadium, total recoverable | <5.0 | 1 | | | | GE | | | | | | | µg/L |
| Zinc, total recoverable | 15 | 1 | V | | | GE | | | | | | | µg/L |
| ***Organic Constituents*** | | | | | | | | | | | | | |
| Benzene | <1.0 | 1 | | | | GE | | | | | | | µg/L |
| Bis(2-ethylhexyl) phthalate | <10 | 1 | | | | GE | | | | | | | µg/L |
| Dichloromethane | <0.76 | 1 | JEV | | | GE | | | | | | | µg/L |
| Phenols | <5.0 | 1 | | | | GE | | | | | | | µg/L |
| Tetrachloroethylene | <1.0 | 1 | | | | GE | | | | | | | µg/L |
| Trichloroethylene | 0.76 | 1 | JE | | | GE | | | | | | | µg/L |
| Trichlorofluoromethane | <1.0 | 1 | | | | GE | | | | | | | µg/L |

Notes: Synchronous water levels are measured over approximately a 3–5 day period.
● = exceeded holding time.
■ = exceeded groundwater protection standard. See Appendix A.

## WELL FSB101A (cont.)

| Constituents | 1Q98 | DF | Mod | ST | H | Lab | 2Q98 | DF | Mod | ST | H | Lab | Unit |
|---|---|---|---|---|---|---|---|---|---|---|---|---|---|
| ***Radioactive Constituents*** | | | | | | | | | | | | | |
| Americium-241 | <2.9E-01 | 1 | UI | | | GP | | | | | | | pCi/L |
| Cesium-137 | 9.2E+00 | 1 | | | | GP | | | | | | | pCi/L |
| Cobalt-60 | <3.5E+00 | 1 | UI | | | GP | | | | | | | pCi/L |
| Curium-242 | <2.0E-01 | 1 | UI | | | GP | | | | | | | pCi/L |
| Curium-243/244 | <2.4E-01 | 1 | UI | | | GP | | | | | | | pCi/L |
| Curium-245/246 | <-3.6E-02 | 1 | UI | | | GP | | | | | | | pCi/L |
| Gross alpha | <7.1E-01 | 1 | UI | | | GP | 8.4E-01 | 1 | J2 | | | GP | pCi/L |
| Iodine-129 | <1.2E+00 | 1 | UI | | | GP | | | | | | | pCi/L |
| Nonvolatile beta | 2.9E+00 | 1 | J | | | GP | 4.0E+00 | 1 | | | | GP | pCi/L |
| Plutonium-238 | <3.5E-01 | 1 | UI | | | GP | | | | | | | pCi/L |
| Plutonium-239/240 | <1.2E-01 | 1 | UI | | | GP | | | | | | | pCi/L |
| Radium-226 | 5.5E-01 | 1 | | | | GP | | | | | | | pCi/L |
| Radium-228 | 3.7E+00 | 1 | | | | GP | | | | | | | pCi/L |
| Strontium-90 | <-1.4E-01 | 1 | UJI | | | GP | | | | | | | pCi/L |
| Technetium-99 | <-1.4E+01 | 1 | UI | | | GP | | | | | | | pCi/L |
| Thorium-228 | <-6.1E-02 | 1 | UI | | | GP | | | | | | | pCi/L |
| Thorium-230 | <2.5E-01 | 1 | UI | | | GP | | | | | | | pCi/L |
| Thorium-232 | <-2.2E-02 | 1 | UI | | | GP | | | | | | | pCi/L |
| Total alpha emitters | | | | | | | | | | | | | |
| Total beta emitters | 1.3E+01 | | | | | | | | | | | | pCi/L |
| Total radium | 4.2E+00 | | | | | | | | | | | | pCi/L |
| Tritium | <1.6E-01 | 1 | UI | | | GP | <2.2E-01 | 1 | UI | | | GP | pCi/mL |
| Uranium-233/234 | <6.3E-02 | 1 | UI | | | GP | | | | | | | pCi/L |
| Uranium-235 | <8.1E-02 | 1 | UI | | | GP | | | | | | | pCi/L |
| Uranium-238 | <4.4E-02 | 1 | UI | | | GP | | | | | | | pCi/L |

Notes: Synchronous water levels are measured over approximately a 3–5 day period.
● = exceeded holding time.
■ = exceeded groundwater protection standard. See Appendix A.

# WELL FSB102C

| SRS Coord. | Lat/Longitude | Screen Zone Elevation | Top of Casing | Casing | Pump | Screen Zone |
|---|---|---|---|---|---|---|
| N73582.9<br>E50834.8 | 33.271459 °N<br>81.675873 °W | 155.9-145.9 ft msl | 201.1 ft msl | 4" PVC | V | Barnwell (IIB1) |

| SAMPLE DATE | 01/05/98 | 04/23/98 |
|---|---|---|

FIELD DATA

| Constituents | 1Q98 | 2Q98 | Unit |
|---|---|---|---|
| Water elevation | 193.5 | 196.2 | ft msl |
| pH | 4.0 | 4.4 | pH |
| Sp. conductance | 240 | 240 | µS/cm |
| Water temperature | 19.0 | 15.0 | °C |
| Alkalinity as $CaCO_3$ | 0 | 0 | mg/L |
| Turbidity | 0 | 1 | NTU |
| Volumes purged | 2.2 | 2.0 | well vol |
| Sampling code | | | |
| Synchronous water level | 196.4 (03/18/98) | 195.5 (06/30/98) | ft msl |

ANALYTICAL DATA

| Constituents | 1Q98 | DF | Mod | ST | H | Lab | 2Q98 | DF | Mod | ST | H | Lab | Unit |
|---|---|---|---|---|---|---|---|---|---|---|---|---|---|
| ***Inorganic Constituents*** | | | | | | | | | | | | | |
| Antimony, total recoverable | <10 | 1 | | | | GE | | | | | | | µg/L |
| Arsenic, total recoverable | <5.0 | 1 | | | | GE | | | | | | | µg/L |
| Barium, total recoverable | 62 | 1 | | | | GE | | | | | | | µg/L |
| Cadmium, total recoverable | 3.2 | 1 | JE | | | GE | 3.0 | 1 | | | | GE | µg/L |
| Chromium, total recoverable | 3.1 | 1 | JE | | | GE | | | | | | | µg/L |
| Cobalt, total recoverable | 24 | 1 | | ■ | | GE | | | | | | | µg/L |
| Copper, total recoverable | <5.0 | 1 | | | | GE | | | | | | | µg/L |
| Cyanide | <10 | 1 | | | | GE | | | | | | | µg/L |
| Lead, total recoverable | 1.7 | 1 | JE | | | GE | 0.27 | 1 | JE | | | GE | µg/L |
| Mercury, total recoverable | 0.35 | 1 | | | | GE | | | | | | | µg/L |
| Nickel, total recoverable | 12 | 1 | | | | GE | | | | | | | µg/L |
| Nitrate as nitrogen | | | | | | | | | | | | | |
| Nitrate-nitrite as nitrogen | 26,000 | 20 | V | ■ | | GE | 28,000 | 25 | V | ■ | | GE | µg/L |
| Selenium, total recoverable | <5.0 | 1 | | | | GE | | | | | | | µg/L |
| Silver, total recoverable | <5.0 | 1 | | | | GE | | | | | | | µg/L |
| Thallium, total recoverable | <4.1 | 1 | JEV | | | GE | | | | | | | µg/L |
| Vanadium, total recoverable | 0.45 | 1 | JE | | | GE | | | | | | | µg/L |
| Zinc, total recoverable | 28 | 1 | V | | | GE | | | | | | | µg/L |
| ***Organic Constituents*** | | | | | | | | | | | | | |
| Benzene | <1.0 | 1 | | | | GE | | | | | | | µg/L |
| Bis(2-ethylhexyl) phthalate | <10 | 1 | | | | GE | | | | | | | µg/L |
| Dichloromethane | <1.0 | 1 | | | | GE | | | | | | | µg/L |
| Phenols | <5.0 | 1 | | | | GE | | | | | | | µg/L |
| Tetrachloroethylene | 0.98 | 1 | JE | | | GE | | | | | | | µg/L |
| Trichloroethylene | <1.3 | 1 | V | | | GE | | | | | | | µg/L |
| Trichlorofluoromethane | 3.7 | 1 | | | | GE | | | | | | | µg/L |

Notes: Synchronous water levels are measured over approximately a 3–5 day period.
● = exceeded holding time.
■ = exceeded groundwater protection standard. See Appendix A.

## WELL FSB102C (cont.)

| Constituents | 1Q98 | DF | Mod | ST | H | Lab | 2Q98 | DF | Mod | ST | H | Lab | Unit |
|---|---|---|---|---|---|---|---|---|---|---|---|---|---|
| ***Radioactive Constituents*** | | | | | | | | | | | | | |
| Americium-241 | <6.1E-02 | 1 | UI | | | GP | | | | | | | pCi/L |
| Cesium-137 | 3.9E+00 | 1 | R4 | | | GP | | | | | | | pCi/L |
| Cobalt-60 | <-9.8E-01 | 1 | UI | | | GP | | | | | | | pCi/L |
| Curium-242 | <5.9E-02 | 1 | UI | | | GP | | | | | | | pCi/L |
| Curium-243/244 | <-1.3E-01 | 1 | UI | | | GP | | | | | | | pCi/L |
| Curium-245/246 | <-2.3E-02 | 1 | UI | | | GP | | | | | | | pCi/L |
| Gross alpha | 8.5E+00 | 1 | | | | GP | 1.8E+00 | 1 | J | | | GP | pCi/L |
| Iodine-129 | 2.6E+01 | 1 | J1 | | | GP | | | | | | | pCi/L |
| Nonvolatile beta | 2.9E+02 | 1 | | ■ | | GP | 2.3E+02 | 1 | J | ■ | | GP | pCi/L |
| Plutonium-238 | <9.0E-02 | 1 | UI | | | GP | | | | | | | pCi/L |
| Plutonium-239/240 | <-2.0E-02 | 1 | UI | | | GP | | | | | | | pCi/L |
| Radium-226 | 2.7E+00 | 1 | | | | GP | | | | | | | pCi/L |
| Radium-228 | 1.4E+01 | 1 | | ■ | | GP | | | | | | | pCi/L |
| Strontium-90 | 1.8E+02 | 1 | | ■ | | GP | | | | | | | pCi/L |
| Technetium-99 | 3.8E+01 | 1 | | | | GP | | | | | | | pCi/L |
| Thorium-228 | <8.8E-02 | 1 | UI | | | GP | | | | | | | pCi/L |
| Thorium-230 | <1.6E-01 | 1 | UI | | | GP | | | | | | | pCi/L |
| Thorium-232 | <6.0E-02 | 1 | UI | | | GP | | | | | | | pCi/L |
| Total alpha emitters | | | | | | | | | | | | | |
| Total beta emitters | 2.6E+02 | | | ■ | | | | | | | | | pCi/L |
| Total radium | 1.7E+01 | | | | | | | | | | | | pCi/L |
| Tritium | 5.7E+02 | 1 | | ■ | | GP | 5.7E+02 | 1 | | ■ | | GP | pCi/mL |
| Uranium-233/234 | <3.0E-01 | 1 | UI | | | GP | | | | | | | pCi/L |
| Uranium-235 | <-2.8E-02 | 1 | UI | | | GP | | | | | | | pCi/L |
| Uranium-238 | <0.0E+00 | 1 | UI | | | GP | | | | | | | pCi/L |

Notes: Synchronous water levels are measured over approximately a 3–5 day period.
● = exceeded holding time.
■ = exceeded groundwater protection standard. See Appendix A.

# WELL FSB103C

| SRS Coord. | Lat/Longitude | Screen Zone Elevation | Top of Casing | Casing | Pump | Screen Zone |
|---|---|---|---|---|---|---|
| N74210.0<br>E49651.3 | 33.270915 °N<br>81.680207 °W | 157.1-147.1 ft msl | 242.4 ft msl | 4" PVC | S | Barnwell (IIB1) |

| | | |
|---|---|---|
| SAMPLE DATE | 01/22/98 | 04/02/98 |

FIELD DATA

| Constituents | 1Q98 | 2Q98 | Unit |
|---|---|---|---|
| Water elevation | 202.2 | 204.5 | ft msl |
| pH | 5.0 | 5.4 | pH |
| Sp. conductance | 260 | 260 | µS/cm |
| Water temperature | 17.0 | 16.0 | °C |
| Alkalinity as $CaCO_3$ | 2 | 3 | mg/L |
| Turbidity | 0 | 1 | NTU |
| Volumes purged | 2.3 | 2.7 | well vol |
| Sampling code | | | |
| Synchronous water level | 204.4 (03/18/98) | 204.7 (06/29/98) | ft msl |

ANALYTICAL DATA

| Constituents | 1Q98 | DF | Mod | ST | H | Lab | 2Q98 | DF | Mod | ST | H | Lab | Unit |
|---|---|---|---|---|---|---|---|---|---|---|---|---|---|
| ***Inorganic Constituents*** | | | | | | | | | | | | | |
| Antimony, total recoverable | <10 | 1 | | | | GE | | | | | | | µg/L |
| Arsenic, total recoverable | <5.0 | 1 | | | | GE | | | | | | | µg/L |
| Barium, total recoverable | 38 | 1 | | | | GE | | | | | | | µg/L |
| Cadmium, total recoverable | 0.32 | 1 | JE | | | GE | 0.30 | 1 | JE | | | GE | µg/L |
| Chromium, total recoverable | 1.1 | 1 | JE | | | GE | | | | | | | µg/L |
| Cobalt, total recoverable | <5.0 | 1 | | | | GE | | | | | | | µg/L |
| Copper, total recoverable | 2.0 | 1 | JE | | | GE | | | | | | | µg/L |
| Cyanide | <10 | 1 | | | | GE | | | | | | | µg/L |
| Lead, total recoverable | 1.6 | 1 | JE | | | GE | 0.58 | 1 | JE | | | GE | µg/L |
| Mercury, total recoverable | <0.20 | 1 | | | | GE | | | | | | | µg/L |
| Nickel, total recoverable | 4.3 | 1 | JE | | | GE | | | | | | | µg/L |
| Nitrate as nitrogen | | | | | | | | | | | | | |
| Nitrate-nitrite as nitrogen | 26,000 | 20 | V | ■ | | GE | 25,000 | 20 | | ■ | | GE | µg/L |
| Selenium, total recoverable | <5.0 | 1 | | | | GE | | | | | | | µg/L |
| Silver, total recoverable | <5.0 | 1 | | | | GE | | | | | | | µg/L |
| Thallium, total recoverable | <5.0 | 1 | | | | GE | | | | | | | µg/L |
| Vanadium, total recoverable | 0.62 | 1 | JE | | | GE | | | | | | | µg/L |
| Zinc, total recoverable | 36 | 1 | V | | | GE | | | | | | | µg/L |
| ***Organic Constituents*** | | | | | | | | | | | | | |
| Benzene | <1.0 | 1 | J | | | GE | | | | | | | µg/L |
| Bis(2-ethylhexyl) phthalate | <11 | 1 | | | | GE | | | | | | | µg/L |
| Dichloromethane | <1.0 | 1 | J1 | | ● | GE | | | | | | | µg/L |
| Phenols | <5.0 | 1 | | | | GE | | | | | | | µg/L |
| Tetrachloroethylene | <1.0 | 1 | J | | | GE | | | | | | | µg/L |
| Trichloroethylene | <1.0 | 1 | J | | | GE | | | | | | | µg/L |
| Trichlorofluoromethane | <1.0 | 1 | J | | | GE | | | | | | | µg/L |

Notes: Synchronous water levels are measured over approximately a 3–5 day period.
● = exceeded holding time.
■ = exceeded groundwater protection standard. See Appendix A.

## WELL FSB103C (cont.)

| Constituents | 1Q98 | DF | Mod | ST | H | Lab | 2Q98 | DF | Mod | ST | H | Lab | Unit |
|---|---|---|---|---|---|---|---|---|---|---|---|---|---|
| ***Radioactive Constituents*** | | | | | | | | | | | | | |
| Americium-241 | <2.9E-02 | 1 | UI | | | GP | | | | | | | pCi/L |
| Cesium-137 | <-6.2E-01 | 1 | UI | | | GP | | | | | | | pCi/L |
| Cobalt-60 | <-1.1E+00 | 1 | UI | | | GP | | | | | | | pCi/L |
| Curium-242 | <1.7E-02 | 1 | UI | | | GP | | | | | | | pCi/L |
| Curium-243/244 | <-1.6E-02 | 1 | UI | | | GP | | | | | | | pCi/L |
| Curium-245/246 | <4.0E-03 | 1 | UI | | | GP | | | | | | | pCi/L |
| Gross alpha | <1.1E+00 | 1 | UI | | | GP | <8.9E-01 | 1 | UI | | | GP | pCi/L |
| Iodine-129 | 3.2E+00 | 1 | R4 | | | GP | | | | | | | pCi/L |
| Nonvolatile beta | 1.3E+01 | 1 | | | | GP | 1.3E+01 | 1 | | | | GP | pCi/L |
| Plutonium-238 | 1.7E-01 | 1 | UIV | | | GP | | | | | | | pCi/L |
| Plutonium-239/240 | 3.6E-02 | 1 | | | | GP | | | | | | | pCi/L |
| Radium-226 | 6.2E-01 | 1 | | | | GP | | | | | | | pCi/L |
| Radium-228 | <6.2E-02 | 1 | UI | | | GP | | | | | | | pCi/L |
| Strontium-90 | <4.9E-01 | 1 | UJI | | | GP | | | | | | | pCi/L |
| Technetium-99 | 4.4E+01 | 1 | | | | GP | | | | | | | pCi/L |
| Thorium-228 | <1.8E-01 | 1 | UI | | | GP | | | | | | | pCi/L |
| Thorium-230 | <3.3E-01 | 1 | UI | | | GP | | | | | | | pCi/L |
| Thorium-232 | <1.3E-01 | 1 | UI | | | GP | | | | | | | pCi/L |
| Total alpha emitters | 3.6E-02 | | | | | | | | | | | | pCi/L |
| Total beta emitters | 4.4E+01 | | | | | | | | | | | | pCi/L |
| Total radium | 6.2E-01 | | | | | | | | | | | | pCi/L |
| Tritium | 5.1E+02 | 1 | | ■ | | GP | 4.6E+02 | 1 | | ■ | | GP | pCi/mL |
| Uranium-233/234 | <5.4E-02 | 1 | UI | | | GP | | | | | | | pCi/L |
| Uranium-235 | <-7.0E-03 | 1 | UI | | | GP | | | | | | | pCi/L |
| Uranium-238 | <-7.0E-03 | 1 | UI | | | GP | | | | | | | pCi/L |

Notes: Synchronous water levels are measured over approximately a 3–5 day period.
● = exceeded holding time.
■ = exceeded groundwater protection standard. See Appendix A.

# WELL FSB104C

| SRS Coord. | Lat/Longitude | Screen Zone Elevation | Top of Casing | Casing | Pump | Screen Zone |
|---|---|---|---|---|---|---|
| N73872.6<br>E49248.6 | 33.269511 °N<br>81.680612 °W | 160.7-150.7 ft msl | 219.1 ft msl | 4" PVC | S | Barnwell (IIB1) |

| SAMPLE DATE | 01/22/98 | 04/06/98 |
|---|---|---|

FIELD DATA

| Constituents | 1Q98 | 2Q98 | Unit |
|---|---|---|---|
| Water elevation | 200.9 | 203.3 | ft msl |
| pH | 4.6 | 4.9 | pH |
| Sp. conductance | 400 | 40 | µS/cm |
| Water temperature | 17.0 | 19.3 | °C |
| Alkalinity as $CaCO_3$ | 1 | 0 | mg/L |
| Turbidity | 0 | 1 | NTU |
| Volumes purged | 4.6 | 2.3 | well vol |
| Sampling code | | | |
| Synchronous water level | 203.2 (03/19/98) | 202.8 (06/29/98) | ft msl |

ANALYTICAL DATA

| Constituents | 1Q98 | DF | Mod | ST | H | Lab | 2Q98 | DF | Mod | ST | H | Lab | Unit |
|---|---|---|---|---|---|---|---|---|---|---|---|---|---|
| ***Inorganic Constituents*** | | | | | | | | | | | | | |
| Antimony, total recoverable | <10 | 1 | | | | GE | | | | | | | µg/L |
| Arsenic, total recoverable | <5.0 | 1 | | | | GE | | | | | | | µg/L |
| Barium, total recoverable | 83 | 1 | | | | GE | | | | | | | µg/L |
| Cadmium, total recoverable | 1.1 | 1 | JE | | | GE | 1.0 | 1 | JE | | | GE | µg/L |
| Chromium, total recoverable | 1.2 | 1 | JE | | | GE | | | | | | | µg/L |
| Cobalt, total recoverable | <5.0 | 1 | | | | GE | | | | | | | µg/L |
| Copper, total recoverable | 7.1 | 1 | | | | GE | | | | | | | µg/L |
| Cyanide | <10 | 1 | | | | GE | | | | | | | µg/L |
| Lead, total recoverable | 1.1 | 1 | JE | | | GE | 0.81 | 1 | JE | | | GE | µg/L |
| Mercury, total recoverable | 0.11 | 1 | JE | | | GE | | | | | | | µg/L |
| Nickel, total recoverable | 15 | 1 | | | | GE | | | | | | | µg/L |
| Nitrate as nitrogen | | | | | | | | | | | | | |
| Nitrate-nitrite as nitrogen | 48,000 | 40 | V | ■ | | GE | 51,000 | 40 | | ■ | | GE | µg/L |
| Selenium, total recoverable | <5.0 | 1 | | | | GE | | | | | | | µg/L |
| Silver, total recoverable | <5.0 | 1 | | | | GE | | | | | | | µg/L |
| Thallium, total recoverable | <5.0 | 1 | | | | GE | | | | | | | µg/L |
| Vanadium, total recoverable | 0.71 | 1 | JE | | | GE | | | | | | | µg/L |
| Zinc, total recoverable | 50 | 1 | V | | | GE | | | | | | | µg/L |
| ***Organic Constituents*** | | | | | | | | | | | | | |
| Benzene | <1.0 | 1 | | | | GE | | | | | | | µg/L |
| Bis(2-ethylhexyl) phthalate | <11 | 1 | | | | GE | | | | | | | µg/L |
| Dichloromethane | <0.30 | 1 | JEV | | | GE | | | | | | | µg/L |
| Phenols | <5.0 | 1 | | | | GE | | | | | | | µg/L |
| Tetrachloroethylene | <1.0 | 1 | | | | GE | | | | | | | µg/L |
| Trichloroethylene | <1.0 | 1 | | | | GE | | | | | | | µg/L |
| Trichlorofluoromethane | <1.0 | 1 | | | | GE | | | | | | | µg/L |

Notes: Synchronous water levels are measured over approximately a 3–5 day period.
● = exceeded holding time.
■ = exceeded groundwater protection standard. See Appendix A.

## WELL FSB104C (cont.)

| Constituents | 1Q98 | DF | Mod | ST | H | Lab | 2Q98 | DF | Mod | ST | H | Lab | Unit |
|---|---|---|---|---|---|---|---|---|---|---|---|---|---|
| ***Radioactive Constituents*** | | | | | | | | | | | | | |
| Americium-241 | <-1.1E-02 | 1 | UI | | | GP | | | | | | | pCi/L |
| Cesium-137 | <-1.2E-01 | 1 | UI | | | GP | | | | | | | pCi/L |
| Cobalt-60 | <-1.6E-01 | 1 | UI | | | GP | | | | | | | pCi/L |
| Curium-242 | <-1.7E-02 | 1 | UI | | | GP | | | | | | | pCi/L |
| Curium-243/244 | <-7.9E-02 | 1 | UI | | | GP | | | | | | | pCi/L |
| Curium-245/246 | <1.9E-02 | 1 | UI | | | GP | | | | | | | pCi/L |
| Gross alpha | 3.7E+00 | 1 | | | | GP | 1.6E+00 | 1 | J2 | | | GP | pCi/L |
| Iodine-129 | 4.8E+00 | 1 | | | | GP | | | | | | | pCi/L |
| Nonvolatile beta | 3.2E+01 | 1 | | | | GP | 3.2E+01 | 1 | | | | GP | pCi/L |
| Plutonium-238 | 1.3E-01 | 1 | UIV | | | GP | | | | | | | pCi/L |
| Plutonium-239/240 | <3.0E-03 | 1 | UI | | | GP | | | | | | | pCi/L |
| Radium-226 | 2.1E-01 | 1 | UIV | | | GP | | | | | | | pCi/L |
| Radium-228 | <-2.9E-01 | 1 | UI | | | GP | | | | | | | pCi/L |
| Strontium-90 | <8.3E-01 | 1 | UJI | | | GP | | | | | | | pCi/L |
| Technetium-99 | 5.7E+01 | 1 | | ■ | | GP | | | | | | | pCi/L |
| Thorium-228 | <-1.4E-01 | 1 | UI | | | GP | | | | | | | pCi/L |
| Thorium-230 | <4.5E-02 | 1 | UI | | | GP | | | | | | | pCi/L |
| Thorium-232 | <-1.7E-02 | 1 | UI | | | GP | | | | | | | pCi/L |
| Total alpha emitters | | | | | | | | | | | | | |
| Total beta emitters | 6.2E+01 | | | ■ | | | | | | | | | pCi/L |
| Tritium | 9.3E+02 | 1 | | ■ | | GP | 9.7E+02 | 1 | | ■ | | GP | pCi/mL |
| Uranium-233/234 | <2.4E-02 | 1 | UI | | | GP | | | | | | | pCi/L |
| Uranium-235 | <-1.7E-02 | 1 | UI | | | GP | | | | | | | pCi/L |
| Uranium-238 | <3.1E-02 | 1 | UI | | | GP | | | | | | | pCi/L |

Notes: Synchronous water levels are measured over approximately a 3–5 day period.
● = exceeded holding time.
■ = exceeded groundwater protection standard. See Appendix A.

# WELL FSB104D

| SRS Coord. | Lat/Longitude | Screen Zone Elevation | Top of Casing | Casing | Pump | Screen Zone |
|---|---|---|---|---|---|---|
| N73865.2<br>E49255.4 | 33.269506 °N<br>81.680579 °W | 210.4-190.4 ft msl | 219.2 ft msl | 4" PVC | V | Water Table (IIB2) |

| SAMPLE DATE | 01/21/98 | 04/06/98 |
|---|---|---|

FIELD DATA

| Constituents | 1Q98 | 2Q98 | Unit |
|---|---|---|---|
| Water elevation | 204.8 | 207.8 | ft msl |
| pH | 3.4 | 4.0 | pH |
| Sp. conductance | 600 | 280 | µS/cm |
| Water temperature | 16.0 | 16.0 | °C |
| Alkalinity as $CaCO_3$ | 0 | 0 | mg/L |
| Turbidity | 0 | 1 | NTU |
| Volumes purged | 2.3 | 2.6 | well vol |
| Sampling code | | | |
| Synchronous water level | 207.9 (03/19/98) | 206.7 (06/29/98) | ft msl |

ANALYTICAL DATA

| Constituents | 1Q98 | DF | Mod | ST | H | Lab | 2Q98 | DF | Mod | ST | H | Lab | Unit |
|---|---|---|---|---|---|---|---|---|---|---|---|---|---|
| ***Inorganic Constituents*** | | | | | | | | | | | | | |
| Antimony, total recoverable | <10 | 1 | | | | GE | | | | | | | µg/L |
| Arsenic, total recoverable | <5.0 | 1 | | | | GE | | | | | | | µg/L |
| Barium, total recoverable | 220 | 1 | | | | GE | | | | | | | µg/L |
| Cadmium, total recoverable | 5.0 | 1 | JE | | | GE | 2.3 | 1 | | | | GE | µg/L |
| Chromium, total recoverable | 1.4 | 1 | JE | | | GE | | | | | | | µg/L |
| Cobalt, total recoverable | 40 | 1 | | ■ | | GE | | | | | | | µg/L |
| Copper, total recoverable | 120 | 1 | | | | GE | | | | | | | µg/L |
| Cyanide | <10 | 1 | | | | GE | | | | | | | µg/L |
| Lead, total recoverable | 30 | 1 | V | ■ | | GE | 19 | 1 | | ■ | | GE | µg/L |
| Mercury, total recoverable | 0.80 | 1 | | | | GE | | | | | | | µg/L |
| Nickel, total recoverable | 17 | 1 | | | | GE | | | | | | | µg/L |
| Nitrate as nitrogen | | | | | | | | | | | | | |
| Nitrate-nitrite as nitrogen | 86,000 | 80 | V | ■ | | GE | 28,000 | 20 | V | ■ | | GE | µg/L |
| Selenium, total recoverable | <5.0 | 1 | | | | GE | | | | | | | µg/L |
| Silver, total recoverable | <5.0 | 1 | | | | GE | | | | | | | µg/L |
| Thallium, total recoverable | <5.0 | 1 | | | | GE | | | | | | | µg/L |
| Vanadium, total recoverable | <5.0 | 1 | | | | GE | | | | | | | µg/L |
| Zinc, total recoverable | 62 | 1 | V | | | GE | | | | | | | µg/L |
| ***Organic Constituents*** | | | | | | | | | | | | | |
| Benzene | <1.0 | 1 | | | | GE | | | | | | | µg/L |
| Bis(2-ethylhexyl) phthalate | <10 | 1 | | | | GE | | | | | | | µg/L |
| Dichloromethane | <2.2 | 1 | V | | | GE | | | | | | | µg/L |
| Phenols | <5.0 | 1 | | | | GE | | | | | | | µg/L |
| Tetrachloroethylene | <1.0 | 1 | | | | GE | | | | | | | µg/L |
| Trichloroethylene | <1.0 | 1 | | | | GE | | | | | | | µg/L |
| Trichlorofluoromethane | <1.0 | 1 | | | | GE | | | | | | | µg/L |

Notes: Synchronous water levels are measured over approximately a 3–5 day period.
● = exceeded holding time.
■ = exceeded groundwater protection standard. See Appendix A.

## WELL FSB104D (cont.)

| Constituents | 1Q98 | DF | Mod | ST | H | Lab | 2Q98 | DF | Mod | ST | H | Lab | Unit |
|---|---|---|---|---|---|---|---|---|---|---|---|---|---|
| ***Radioactive Constituents*** | | | | | | | | | | | | | |
| Americium-241 | 1.2E+01 | 1 | | | | GP | | | | | | | pCi/L |
| Cesium-137 | <1.6E+00 | 1 | UI | | | GP | | | | | | | pCi/L |
| Cobalt-60 | <1.8E-01 | 1 | UI | | | GP | | | | | | | pCi/L |
| Curium-242 | <1.7E-01 | 1 | UI | | | GP | | | | | | | pCi/L |
| Curium-243/244 | 8.9E+00 | 1 | JV | | | GP | | | | | | | pCi/L |
| Curium-245/246 | 2.4E-01 | 1 | | | | GP | | | | | | | pCi/L |
| Gross alpha | 4.4E+02 | 1 | | ■ | | GP | 1.9E+02 | 1 | | ■ | | GP | pCi/L |
| Iodine-129 | 2.5E+01 | 1 | | | | GP | | | | | | | pCi/L |
| Nonvolatile beta | 6.3E+02 | 1 | | ■ | | GP | 2.2E+02 | 1 | V | ■ | | GP | pCi/L |
| Plutonium-238 | 8.8E-01 | 1 | UIV | | | GP | | | | | | | pCi/L |
| Plutonium-239/240 | <7.2E-02 | 1 | UI | | | GP | | | | | | | pCi/L |
| Radium-226 | 2.2E+01 | 1 | | ■ | | GP | | | | | | | pCi/L |
| Radium-228 | 1.9E+01 | 1 | | ■ | | GP | | | | | | | pCi/L |
| Strontium-90 | 2.0E+02 | 1 | V | ■ | | GP | | | | | | | pCi/L |
| Technetium-99 | 4.4E+01 | 1 | | | | GP | | | | | | | pCi/L |
| Thorium-228 | <4.5E-01 | 1 | UI | | | GP | | | | | | | pCi/L |
| Thorium-230 | 2.9E-01 | 1 | UIV | | | GP | | | | | | | pCi/L |
| Thorium-232 | <7.6E-02 | 1 | UI | | | GP | | | | | | | pCi/L |
| Total alpha emitters | 3.7E+02 | | | ■ | | | | | | | | | pCi/L |
| Total beta emitters | 2.9E+02 | | | ■ | | | | | | | | | pCi/L |
| Total radium | 4.0E+01 | | | | | | | | | | | | pCi/L |
| Tritium | 3.9E+03 | 1 | | ■ | | GP | 1.1E+03 | 1 | J | ■ | | GP | pCi/mL |
| Uranium-233/234 | 1.6E+02 | 1 | V | ■ | | GP | | | | | | | pCi/L |
| Uranium-235 | 3.3E+01 | 1 | R4 | ■ | | GP | | | | | | | pCi/L |
| Uranium-238 | 1.9E+02 | 1 | | ■ | | GP | | | | | | | pCi/L |

Notes: Synchronous water levels are measured over approximately a 3–5 day period.
● = exceeded holding time.
■ = exceeded groundwater protection standard. See Appendix A.

# WELL FSB105C

| SRS Coord. | Lat/Longitude | Screen Zone Elevation | Top of Casing | Casing | Pump | Screen Zone |
|---|---|---|---|---|---|---|
| N75234.2<br>E49828.0 | 33.273468 °N<br>81.681732 °W | 151.5-141.5 ft msl | 285.8 ft msl | 4" PVC | V | Barnwell (IIB1) |

| SAMPLE DATE | 01/19/98 | 04/15/98 |
|---|---|---|

FIELD DATA

| Constituents | 1Q98 | 2Q98 | Unit |
|---|---|---|---|
| Water elevation | 205.9 | 209.1 | ft msl |
| pH | 3.4 | 3.4 | pH |
| Sp. conductance | 1040 | 1020 | µS/cm |
| Water temperature | 17.0 | 16.0 | °C |
| Alkalinity as $CaCO_3$ | 0 | 0 | mg/L |
| Turbidity | 0 | .8 | NTU |
| Volumes purged | 2.1 | 2.2 | well vol |
| Sampling code | | | |
| Synchronous water level | 208.5 (03/20/98) | 210.5 (06/30/98) | ft msl |

ANALYTICAL DATA

| Constituents | 1Q98 | DF | Mod | ST | H | Lab | 2Q98 | DF | Mod | ST | H | Lab | Unit |
|---|---|---|---|---|---|---|---|---|---|---|---|---|---|
| ***Inorganic Constituents*** | | | | | | | | | | | | | |
| Antimony, total recoverable | <100 | 10 | | | | GE | | | | | | | µg/L |
| Arsenic, total recoverable | <50 | 10 | | | | GE | | | | | | | µg/L |
| Barium, total recoverable | 380 | 10 | | | | GE | | | | | | | µg/L |
| Cadmium, total recoverable | 14 | 10 | JE | ■ | | GE | 13 | 1 | | ■ | | WA | µg/L |
| Chromium, total recoverable | <50 | 10 | | | | GE | | | | | | | µg/L |
| Cobalt, total recoverable | 270 | 10 | | ■ | | GE | | | | | | | µg/L |
| Copper, total recoverable | 57 | 10 | | | | GE | | | | | | | µg/L |
| Cyanide | <10 | 1 | | | | GE | | | | | | | µg/L |
| Lead, total recoverable | 9.0 | 10 | JEV | | | GE | 1.7 | 1 | JE | | | GE | µg/L |
| Mercury, total recoverable | 0.25 | 1 | | | | GE | | | | | | | µg/L |
| Nickel, total recoverable | 47 | 10 | JE | | | GE | | | | | | | µg/L |
| Nitrate as nitrogen | | | | | | | | | | | | | |
| Nitrate-nitrite as nitrogen | 160,000 | 80 | | ■ | | GE | 160,000 | 75 | | ■ | | GE | µg/L |
| Selenium, total recoverable | <50 | 10 | V | | | GE | | | | | | | µg/L |
| Silver, total recoverable | <50 | 10 | | | | GE | | | | | | | µg/L |
| Thallium, total recoverable | 37 | 10 | JE | ■ | | GE | | | | | | | µg/L |
| Vanadium, total recoverable | <50 | 10 | | | | GE | | | | | | | µg/L |
| Zinc, total recoverable | 130 | 10 | V | | | GE | | | | | | | µg/L |
| ***Organic Constituents*** | | | | | | | | | | | | | |
| Benzene | <1.0 | 1 | | | | GE | | | | | | | µg/L |
| Bis(2-ethylhexyl) phthalate | <10 | 1 | | | | GE | | | | | | | µg/L |
| Dichloromethane | <2.6 | 1 | V | | | GE | | | | | | | µg/L |
| Phenols | <5.0 | 1 | | | | GE | | | | | | | µg/L |
| Tetrachloroethylene | <1.0 | 1 | | | | GE | | | | | | | µg/L |
| Trichloroethylene | <1.0 | 1 | | | | GE | | | | | | | µg/L |
| Trichlorofluoromethane | <1.0 | 1 | | | | GE | | | | | | | µg/L |

Notes: Synchronous water levels are measured over approximately a 3–5 day period.
● = exceeded holding time.
■ = exceeded groundwater protection standard. See Appendix A.

## WELL FSB105C (cont.)

| Constituents | 1Q98 | DF | Mod | ST | H | Lab | 2Q98 | DF | Mod | ST | H | Lab | Unit |
|---|---|---|---|---|---|---|---|---|---|---|---|---|---|
| ***Radioactive Constituents*** | | | | | | | | | | | | | |
| Americium-241 | 1.4E+01 | 1 | | | | GP | | | | | | | pCi/L |
| Cesium-137 | <1.2E+00 | 1 | UI | | | GP | | | | | | | pCi/L |
| Cobalt-60 | <-3.3E-01 | 1 | UI | | | GP | | | | | | | pCi/L |
| Curium-242 | <-7.9E-02 | 1 | UI | | | GP | | | | | | | pCi/L |
| Curium-243/244 | 9.5E+00 | 1 | | | | GP | | | | | | | pCi/L |
| Curium-245/246 | 2.0E+00 | 1 | | | | GP | | | | | | | pCi/L |
| Gross alpha | 6.3E+02 | 1 | | ■ | | GP | 6.2E+02 | 1 | | ■ | | GP | pCi/L |
| Iodine-129 | 2.8E+01 | 1 | | | | GP | | | | | | | pCi/L |
| Nonvolatile beta | 1.0E+03 | 1 | | ■ | | GP | 1.2E+03 | 1 | | ■ | | TM | pCi/L |
| Plutonium-238 | 1.1E+00 | 1 | J1 | | | GP | | | | | | | pCi/L |
| Plutonium-239/240 | <1.9E-01 | 1 | UI | | | GP | | | | | | | pCi/L |
| Radium-226 | 6.5E+01 | 1 | | ■ | | GP | | | | | | | pCi/L |
| Radium-228 | 4.8E+00 | 1 | J | | | GP | | | | | | | pCi/L |
| Strontium-90 | 2.9E+02 | 1 | V | ■ | | GP | | | | | | | pCi/L |
| Technetium-99 | 1.2E+02 | 1 | | ■ | | GP | | | | | | | pCi/L |
| Thorium-228 | <1.3E-01 | 1 | UI | | | GP | | | | | | | pCi/L |
| Thorium-230 | <1.3E-01 | 1 | UI | | | GP | | | | | | | pCi/L |
| Thorium-232 | <1.0E-02 | 1 | UI | | | GP | | | | | | | pCi/L |
| Total alpha emitters | 3.6E+02 | | | ■ | | | | | | | | | pCi/L |
| Total beta emitters | 4.5E+02 | | | ■ | | | | | | | | | pCi/L |
| Total radium | 6.9E+01 | | | | | | | | | | | | pCi/L |
| Tritium | 6.1E+03 | 1 | | ■ | | GP | 7.5E+03 | 1 | | ■ | | TM | pCi/mL |
| Uranium-233/234 | 1.6E+02 | 1 | | ■ | | GP | | | | | | | pCi/L |
| Uranium-235 | 1.4E+01 | 1 | R4 | | | GP | | | | | | | pCi/L |
| Uranium-238 | 1.8E+02 | 1 | | ■ | | GP | | | | | | | pCi/L |

Notes: Synchronous water levels are measured over approximately a 3–5 day period.
● = exceeded holding time.
■ = exceeded groundwater protection standard. See Appendix A.

# WELL FSB105DR

| SRS Coord. | Lat/Longitude | Screen Zone Elevation | Top of Casing | Casing | Pump | Screen Zone |
|---|---|---|---|---|---|---|
| N75258.1<br>E49841.0 | 33.273542 °N<br>81.681744 °W | 208.6-188.5 ft msl | 285.6 ft msl | 4" PVC | V | Water Table (IIB2) |

| SAMPLE DATE | 02/24/98 | 04/16/98 |
|---|---|---|

FIELD DATA

| Constituents | 1Q98 | 2Q98 | Unit |
|---|---|---|---|
| Water elevation | 209.8 | 212.5 | ft msl |
| pH | 3.8 | 4.2 | pH |
| Sp. conductance | 86 | 80 | µS/cm |
| Water temperature | 17.0 | 17.0 | °C |
| Alkalinity as $CaCO_3$ | 0 | 0 | mg/L |
| Turbidity | 1 | 1 | NTU |
| Volumes purged | 2.2 | 2.4 | well vol |
| Sampling code | | | |
| Synchronous water level | 211.4 (03/20/98) | 214.0 (06/30/98) | ft msl |

ANALYTICAL DATA

| Constituents | 1Q98 | DF | Mod | ST | H | Lab | 2Q98 | DF | Mod | ST | H | Lab | Unit |
|---|---|---|---|---|---|---|---|---|---|---|---|---|---|
| ***Inorganic Constituents*** | | | | | | | | | | | | | |
| Antimony, total recoverable | 1.9 | 1 | JE | | | GE | | | | | | | µg/L |
| Arsenic, total recoverable | <5.0 | 1 | | | | GE | | | | | | | µg/L |
| Barium, total recoverable | 100 | 1 | | | | GE | | | | | | | µg/L |
| Cadmium, total recoverable | 0.30 | 1 | JE | | | GE | <1.0 | 1 | | | | GE | µg/L |
| Chromium, total recoverable | <5.0 | 1 | | | | GE | | | | | | | µg/L |
| Cobalt, total recoverable | 4.2 | 1 | JE | ■ | | GE | | | | | | | µg/L |
| Copper, total recoverable | 170 | 1 | | | | GE | | | | | | | µg/L |
| Cyanide | <10 | 1 | | | | GE | | | | | | | µg/L |
| Lead, total recoverable | 36 | 1 | | ■ | | GE | 16 | 1 | | ■ | | GE | µg/L |
| Mercury, total recoverable | <0.20 | 1 | | | | GE | | | | | | | µg/L |
| Nickel, total recoverable | <5.0 | 1 | | | | GE | | | | | | | µg/L |
| Nitrate as nitrogen | | | | | | | | | | | | | |
| Nitrate-nitrite as nitrogen | 6,800 | 10 | | | | GE | 7,800 | 5 | | | | GE | µg/L |
| Selenium, total recoverable | <5.0 | 1 | | | | GE | | | | | | | µg/L |
| Silver, total recoverable | <5.0 | 1 | | | | GE | | | | | | | µg/L |
| Thallium, total recoverable | <5.0 | 1 | | | | GE | | | | | | | µg/L |
| Vanadium, total recoverable | <5.0 | 1 | | | | GE | | | | | | | µg/L |
| Zinc, total recoverable | 21 | 1 | | | | GE | | | | | | | µg/L |
| ***Organic Constituents*** | | | | | | | | | | | | | |
| Benzene | <1.0 | 1 | J | | | GE | | | | | | | µg/L |
| Bis(2-ethylhexyl) phthalate | 24 | 1 | | ■ | | GE | | | | | | | µg/L |
| Dichloromethane | <1.0 | 1 | J | | | GE | | | | | | | µg/L |
| Phenols | <5.0 | 1 | | | | GE | | | | | | | µg/L |
| Tetrachloroethylene | <1.0 | 1 | J | | | GE | | | | | | | µg/L |
| Trichloroethylene | 0.34 | 1 | JE | | | GE | | | | | | | µg/L |
| Trichlorofluoromethane | <1.0 | 1 | J | | | GE | | | | | | | µg/L |

Notes: Synchronous water levels are measured over approximately a 3–5 day period.
● = exceeded holding time.
■ = exceeded groundwater protection standard. See Appendix A.

## WELL FSB105DR (cont.)

| Constituents | 1Q98 | DF | Mod | ST | H | Lab | 2Q98 | DF | Mod | ST | H | Lab | Unit |
|---|---|---|---|---|---|---|---|---|---|---|---|---|---|
| ***Radioactive Constituents*** | | | | | | | | | | | | | |
| Americium-241 | 9.2E-01 | 1 | UIV | | | GP | | | | | | | pCi/L |
| Cesium-137 | <8.5E-01 | 1 | UI | | | GP | | | | | | | pCi/L |
| Cobalt-60 | <4.5E-01 | 1 | UI | | | GP | | | | | | | pCi/L |
| Curium-242 | <8.9E-02 | 1 | UI | | | GP | | | | | | | pCi/L |
| Curium-243/244 | <4.5E-01 | 1 | UI | | | GP | | | | | | | pCi/L |
| Curium-245/246 | <1.2E-01 | 1 | UI | | | GP | | | | | | | pCi/L |
| Gross alpha | 9.9E+01 | 1 | V | ■ | | GP | 9.6E+01 | 1 | | ■ | | GP | pCi/L |
| Iodine-129 | 6.0E+00 | 1 | J1 | | | GP | | | | | | | pCi/L |
| Nonvolatile beta | 8.1E+01 | 1 | V | ■ | | GP | 1.0E+02 | 1 | | ■ | | GP | pCi/L |
| Plutonium-238 | <1.5E-01 | 1 | UI | | | GP | | | | | | | pCi/L |
| Plutonium-239/240 | <1.7E-02 | 1 | UI | | | GP | | | | | | | pCi/L |
| Radium-226 | 4.8E+00 | 1 | | | | GP | | | | | | | pCi/L |
| Radium-228 | 7.4E+00 | 1 | J | ■ | | GP | | | | | | | pCi/L |
| Strontium-90 | 1.2E+01 | 1 | | ■ | | GP | | | | | | | pCi/L |
| Technetium-99 | <7.5E+00 | 1 | UI | | | GP | | | | | | | pCi/L |
| Thorium-228 | <-7.0E-03 | 1 | UI | | | GP | | | | | | | pCi/L |
| Thorium-230 | <1.2E-01 | 1 | UI | | | GP | | | | | | | pCi/L |
| Thorium-232 | <3.7E-02 | 1 | UI | | | GP | | | | | | | pCi/L |
| Total alpha emitters | 1.5E+02 | | | ■ | | | | | | | | | pCi/L |
| Total beta emitters | 2.5E+01 | | | | | | | | | | | | pCi/L |
| Total radium | 1.2E+01 | | | | | | | | | | | | pCi/L |
| Tritium | 7.1E+01 | 1 | | ■ | | GP | 7.1E+01 | 1 | | ■ | | GP | pCi/mL |
| Uranium-233/234 | 3.7E+01 | 1 | | ■ | | GP | | | | | | | pCi/L |
| Uranium-235 | 5.7E+00 | 1 | | | | GP | | | | | | | pCi/L |
| Uranium-238 | 1.0E+02 | 1 | | ■ | | GP | | | | | | | pCi/L |

Notes: Synchronous water levels are measured over approximately a 3–5 day period.
● = exceeded holding time.
■ = exceeded groundwater protection standard. See Appendix A.

# WELL FSB106C

| SRS Coord. | Lat/Longitude | Screen Zone Elevation | Top of Casing | Casing | Pump | Screen Zone |
|---|---|---|---|---|---|---|
| N74190.1<br>E50651.3 | 33.272503 °N<br>81.677536 °W | 166.0-156.0 ft msl | 235.1 ft msl | 4" PVC | V | Barnwell (IIB1) |

| SAMPLE DATE | 01/06/98 | 04/23/98 |
|---|---|---|

FIELD DATA

| Constituents | 1Q98 | 2Q98 | Unit |
|---|---|---|---|
| Water elevation | 201.0 | | ft msl |
| pH | 4.0 | 5.6 | pH |
| Sp. conductance | 640 | 500 | µS/cm |
| Water temperature | 18.0 | 16.0 | °C |
| Alkalinity as $CaCO_3$ | 0 | 30 | mg/L |
| Turbidity | 0 | 5 | NTU |
| Volumes purged | 1.9 | | well vol |
| Sampling code | | S | |
| Synchronous water level | 203.4 (03/18/98) | 202.5 (06/29/98) | ft msl |

ANALYTICAL DATA

| Constituents | 1Q98 | DF | Mod | ST | H | Lab | 2Q98 | DF | Mod | ST | H | Lab | Unit |
|---|---|---|---|---|---|---|---|---|---|---|---|---|---|
| ***Inorganic Constituents*** | | | | | | | | | | | | | |
| Antimony, total recoverable | <50 | 5 | | | | GE | | | | | | | µg/L |
| Arsenic, total recoverable | <25 | 5 | | | | GE | | | | | | | µg/L |
| Barium, total recoverable | 140 | 5 | | | | GE | | | | | | | µg/L |
| Cadmium, total recoverable | 8.5 | 5 | JE | ■ | | GE | 6.1 | 1 | | ■ | | GE | µg/L |
| Chromium, total recoverable | <25 | 5 | | | | GE | | | | | | | µg/L |
| Cobalt, total recoverable | 58 | 5 | | ■ | | GE | | | | | | | µg/L |
| Copper, total recoverable | <25 | 5 | | | | GE | | | | | | | µg/L |
| Cyanide | <10 | 1 | | | | GE | | | | | | | µg/L |
| Lead, total recoverable | 12 | 5 | JEV | | | GE | 0.17 | 1 | JE | | | GE | µg/L |
| Mercury, total recoverable | 0.58 | 1 | | | | GE | | | | | | | µg/L |
| Nickel, total recoverable | 15 | 5 | JE | | | GE | | | | | | | µg/L |
| Nitrate as nitrogen | | | | | | | | | | | | | |
| Nitrate-nitrite as nitrogen | 75,000 | 40 | | ■ | | GE | 63,000 | 50 | V | ■ | | GE | µg/L |
| Selenium, total recoverable | <25 | 5 | | | | GE | | | | | | | µg/L |
| Silver, total recoverable | <25 | 5 | | | | GE | | | | | | | µg/L |
| Thallium, total recoverable | 22 | 5 | JE | ■ | | GE | | | | | | | µg/L |
| Vanadium, total recoverable | <25 | 5 | | | | GE | | | | | | | µg/L |
| Zinc, total recoverable | 49 | 5 | | | | GE | | | | | | | µg/L |
| ***Organic Constituents*** | | | | | | | | | | | | | |
| Benzene | <1.0 | 1 | | | | GE | | | | | | | µg/L |
| Bis(2-ethylhexyl) phthalate | <12 | 1 | | | | GE | | | | | | | µg/L |
| Dichloromethane | <1.0 | 1 | | | | GE | | | | | | | µg/L |
| Phenols | <5.0 | 1 | | | | GE | | | | | | | µg/L |
| Tetrachloroethylene | 0.29 | 1 | JE | | | GE | | | | | | | µg/L |
| Trichloroethylene | 2.9 | 1 | | | | GE | | | | | | | µg/L |
| Trichlorofluoromethane | <1.0 | 1 | | | | GE | | | | | | | µg/L |

Notes: Synchronous water levels are measured over approximately a 3–5 day period.
● = exceeded holding time.
■ = exceeded groundwater protection standard. See Appendix A.

## WELL FSB106C (cont.)

| Constituents | 1Q98 | DF | Mod | ST | H | Lab | 2Q98 | DF | Mod | ST | H | Lab | Unit |
|---|---|---|---|---|---|---|---|---|---|---|---|---|---|
| ***Radioactive Constituents*** | | | | | | | | | | | | | |
| Americium-241 | <3.5E-01 | 1 | UI | | | GP | | | | | | | pCi/L |
| Cesium-137 | <1.7E+00 | 1 | UI | | | GP | | | | | | | pCi/L |
| Cobalt-60 | <2.3E+00 | 1 | UI | | | GP | | | | | | | pCi/L |
| Curium-242 | <-9.1E-02 | 1 | UI | | | GP | | | | | | | pCi/L |
| Curium-243/244 | <2.3E-02 | 1 | UJI | | | GP | | | | | | | pCi/L |
| Curium-245/246 | <5.2E-02 | 1 | UI | | | GP | | | | | | | pCi/L |
| Gross alpha | 4.9E+01 | 1 | | ■ | | GP | 2.1E+01 | 1 | J | ■ | | GP | pCi/L |
| Iodine-129 | 8.5E+01 | 1 | J1 | ■ | | GP | | | | | | | pCi/L |
| Nonvolatile beta | 9.8E+02 | 1 | | ■ | | GP | 5.9E+02 | 1 | J | ■ | | GP | pCi/L |
| Plutonium-238 | 8.2E-01 | 1 | UIV | | | GP | | | | | | | pCi/L |
| Plutonium-239/240 | <1.0E-01 | 1 | UI | | | GP | | | | | | | pCi/L |
| Radium-226 | 2.8E+01 | 1 | | ■ | | GP | | | | | | | pCi/L |
| Radium-228 | 2.7E+01 | 1 | J | ■ | | GP | | | | | | | pCi/L |
| Strontium-90 | 5.6E+02 | 1 | | ■ | | GP | | | | | | | pCi/L |
| Technetium-99 | 1.6E+02 | 1 | | ■ | | GP | | | | | | | pCi/L |
| Thorium-228 | <4.0E-03 | 1 | UI | | | GP | | | | | | | pCi/L |
| Thorium-230 | 2.7E-01 | 1 | UIV | | | GP | | | | | | | pCi/L |
| Thorium-232 | <7.0E-02 | 1 | UJI | | | GP | | | | | | | pCi/L |
| Total alpha emitters | 1.7E+00 | | | | | | | | | | | | pCi/L |
| Total beta emitters | 8.3E+02 | | | ■ | | | | | | | | | pCi/L |
| Total radium | 5.5E+01 | | | | | | | | | | | | pCi/L |
| Tritium | 1.5E+03 | 1 | | ■ | | GP | 1.1E+03 | 1 | | ■ | | GP | pCi/mL |
| Uranium-233/234 | 1.2E+00 | 1 | | | | GP | | | | | | | pCi/L |
| Uranium-235 | <1.1E-01 | 1 | UI | | | GP | | | | | | | pCi/L |
| Uranium-238 | 5.1E-01 | 1 | | | | GP | | | | | | | pCi/L |

Notes: Synchronous water levels are measured over approximately a 3–5 day period.
● = exceeded holding time.
■ = exceeded groundwater protection standard. See Appendix A.

# WELL FSB106D

| SRS Coord. | Lat/Longitude | Screen Zone Elevation | Top of Casing | Casing | Pump | Screen Zone |
|---|---|---|---|---|---|---|
| N74193.0<br>E50636.8 | 33.272485 °N<br>81.677580 °W | 222.9-202.9 ft msl | 234.9 ft msl | 4" PVC | S | Water Table (IIB2) |

| SAMPLE DATE | 01/13/98 | 04/06/98 |
|---|---|---|

FIELD DATA

| Constituents | 1Q98 | 2Q98 | Unit |
|---|---|---|---|
| Water elevation | | 209.1 | ft msl |
| pH | | 6.1 | pH |
| Sp. conductance | | 130 | µS/cm |
| Water temperature | | 17.1 | °C |
| Alkalinity as $CaCO_3$ | | 56 | mg/L |
| Turbidity | | 45.2 | NTU |
| Volumes purged | | 0.74 | well vol |
| Sampling code | D | XN | |
| Synchronous water level | 209.1 (03/18/98) | 207.8 (06/29/98) | ft msl |

ANALYTICAL DATA

| Constituents | 1Q98 | DF | Mod | ST | H | Lab | 2Q98 | DF | Mod | ST | H | Lab | Unit |
|---|---|---|---|---|---|---|---|---|---|---|---|---|---|
| ***Inorganic Constituents*** | | | | | | | | | | | | | |
| Antimony, total recoverable | | | | | | | | | | | | | |
| Arsenic, total recoverable | | | | | | | | | | | | | |
| Barium, total recoverable | | | | | | | | | | | | | |
| Cadmium, total recoverable | | | | | | | | | | | | | |
| Chromium, total recoverable | | | | | | | | | | | | | |
| Cobalt, total recoverable | | | | | | | | | | | | | |
| Copper, total recoverable | | | | | | | | | | | | | |
| Cyanide | | | | | | | | | | | | | |
| Lead, total recoverable | | | | | | | | | | | | | |
| Mercury, total recoverable | | | | | | | | | | | | | |
| Nickel, total recoverable | | | | | | | | | | | | | |
| Nitrate as nitrogen | | | | | | | | | | | | | |
| Nitrate-nitrite as nitrogen | | | | | | | 190 | 1 | | | | GE | µg/L |
| Selenium, total recoverable | | | | | | | | | | | | | |
| Silver, total recoverable | | | | | | | | | | | | | |
| Thallium, total recoverable | | | | | | | | | | | | | |
| Vanadium, total recoverable | | | | | | | | | | | | | |
| Zinc, total recoverable | | | | | | | | | | | | | |
| ***Organic Constituents*** | | | | | | | | | | | | | |
| Benzene | | | | | | | | | | | | | |
| Bis(2-ethylhexyl) phthalate | | | | | | | | | | | | | |
| Dichloromethane | | | | | | | | | | | | | |
| Phenols | | | | | | | | | | | | | |
| Tetrachloroethylene | | | | | | | | | | | | | |
| Trichloroethylene | | | | | | | | | | | | | |
| Trichlorofluoromethane | | | | | | | | | | | | | |

Notes: Synchronous water levels are measured over approximately a 3–5 day period.
● = exceeded holding time.
■ = exceeded groundwater protection standard. See Appendix A.

# WELL FSB106D (cont.)

| Constituents | 1Q98 | DF | Mod | ST | H | Lab | 2Q98 | DF | Mod | ST | H | Lab | Unit |
|---|---|---|---|---|---|---|---|---|---|---|---|---|---|
| ***Radioactive Constituents*** | | | | | | | | | | | | | |
| Americium-241 | | | | | | | | | | | | | |
| Cesium-137 | | | | | | | | | | | | | |
| Cobalt-60 | | | | | | | | | | | | | |
| Curium-242 | | | | | | | | | | | | | |
| Curium-243/244 | | | | | | | | | | | | | |
| Curium-245/246 | | | | | | | | | | | | | |
| Gross alpha | | | | | | | 1.2E+01 | 1 | J2 | | | GP | pCi/L |
| Iodine-129 | | | | | | | | | | | | | |
| Nonvolatile beta | | | | | | | 1.1E+01 | 1 | | | | GP | pCi/L |
| Plutonium-238 | | | | | | | | | | | | | |
| Plutonium-239/240 | | | | | | | | | | | | | |
| Radium-226 | | | | | | | | | | | | | |
| Radium-228 | | | | | | | | | | | | | |
| Strontium-90 | | | | | | | | | | | | | |
| Technetium-99 | | | | | | | | | | | | | |
| Thorium-228 | | | | | | | | | | | | | |
| Thorium-230 | | | | | | | | | | | | | |
| Thorium-232 | | | | | | | | | | | | | |
| Total alpha emitters | | | | | | | | | | | | | |
| Total beta emitters | | | | | | | | | | | | | |
| Tritium | | | | | | | 1.3E+01 | 1 | | | | GP | pCi/mL |
| Uranium-233/234 | | | | | | | | | | | | | |
| Uranium-235 | | | | | | | | | | | | | |
| Uranium-238 | | | | | | | | | | | | | |

Notes: Synchronous water levels are measured over approximately a 3–5 day period.
● = exceeded holding time.
■ = exceeded groundwater protection standard. See Appendix A.

# WELL FSB107C

| SRS Coord. | Lat/Longitude | Screen Zone Elevation | Top of Casing | Casing | Pump | Screen Zone |
|---|---|---|---|---|---|---|
| N75184.0<br>E51158.1 | 33.275528 °N<br>81.678133 °W | 160.8-150.8 ft msl | 270.9 ft msl | 4" PVC | S | Barnwell (IIB1) |

| SAMPLE DATE | 01/26/98 | 04/06/98 |
|---|---|---|

FIELD DATA

| Constituents | 1Q98 | 2Q98 | Unit |
|---|---|---|---|
| Water elevation | 209.6 | 212.1 | ft msl |
| pH | 6.4 | 6.3 | pH |
| Sp. conductance | 140 | 180 | µS/cm |
| Water temperature | 16.0 | 19.0 | °C |
| Alkalinity as $CaCO_3$ | 52 | 42 | mg/L |
| Turbidity | 2 | 3 | NTU |
| Volumes purged | 2.9 | 2.9 | well vol |
| Sampling code | | | |
| Synchronous water level | 211.4 (03/18/98) | 212.9 (06/29/98) | ft msl |

ANALYTICAL DATA

| Constituents | 1Q98 | DF | Mod | ST | H | Lab | 2Q98 | DF | Mod | ST | H | Lab | Unit |
|---|---|---|---|---|---|---|---|---|---|---|---|---|---|
| ***Inorganic Constituents*** | | | | | | | | | | | | | |
| Antimony, total recoverable | <10 | 1 | | | | GE | | | | | | | µg/L |
| Arsenic, total recoverable | <5.0 | 1 | | | | GE | | | | | | | µg/L |
| Barium, total recoverable | 31 | 1 | | | | GE | | | | | | | µg/L |
| Cadmium, total recoverable | <5.0 | 1 | | | | GE | 0.87 | 1 | JE | | | GE | µg/L |
| Chromium, total recoverable | 4.2 | 1 | JE | | | GE | | | | | | | µg/L |
| Cobalt, total recoverable | 3.2 | 1 | JE | ■ | | GE | | | | | | | µg/L |
| Copper, total recoverable | 2.8 | 1 | JE | | | GE | | | | | | | µg/L |
| Cyanide | <10 | 1 | | | | GE | | | | | | | µg/L |
| Lead, total recoverable | <1.3 | 1 | JEV | | | GE | 0.17 | 1 | JE | | | GE | µg/L |
| Mercury, total recoverable | 0.78 | 1 | | | | GE | | | | | | | µg/L |
| Nickel, total recoverable | <5.0 | 1 | | | | GE | | | | | | | µg/L |
| Nitrate as nitrogen | | | | | | | | | | | | | |
| Nitrate-nitrite as nitrogen | 7,200 | 5 | V | | | GE | 10,000 | 5 | | ■ | | GE | µg/L |
| Selenium, total recoverable | 1.6 | 1 | JE | | | GE | | | | | | | µg/L |
| Silver, total recoverable | 4.4 | 1 | JE | | | GE | | | | | | | µg/L |
| Thallium, total recoverable | <5.0 | 1 | | | | GE | | | | | | | µg/L |
| Vanadium, total recoverable | 3.9 | 1 | JE | ■ | | GE | | | | | | | µg/L |
| Zinc, total recoverable | <13 | 1 | V | | | GE | | | | | | | µg/L |
| ***Organic Constituents*** | | | | | | | | | | | | | |
| Benzene | <1.0 | 1 | J1 | | ● | GE | | | | | | | µg/L |
| Bis(2-ethylhexyl) phthalate | <10 | 1 | | | | GE | | | | | | | µg/L |
| Dichloromethane | 11 | 1 | JV1 | ■ | ● | GE | | | | | | | µg/L |
| Phenols | <5.0 | 1 | | | | GE | | | | | | | µg/L |
| Tetrachloroethylene | 1.0 | 1 | J1 | | ● | GE | | | | | | | µg/L |
| Trichloroethylene | 1.3 | 1 | J1 | | ● | GE | | | | | | | µg/L |
| Trichlorofluoromethane | 3.4 | 1 | J1 | | ● | GE | | | | | | | µg/L |

Notes: Synchronous water levels are measured over approximately a 3–5 day period.
● = exceeded holding time.
■ = exceeded groundwater protection standard. See Appendix A.

## WELL FSB107C (cont.)

| Constituents | 1Q98 | DF | Mod | ST | H | Lab | 2Q98 | DF | Mod | ST | H | Lab | Unit |
|---|---|---|---|---|---|---|---|---|---|---|---|---|---|
| ***Radioactive Constituents*** | | | | | | | | | | | | | |
| Americium-241 | <1.7E-01 | 1 | UI | | | GP | | | | | | | pCi/L |
| Cesium-137 | <1.0E-02 | 1 | UI | | | GP | | | | | | | pCi/L |
| Cobalt-60 | <1.2E+00 | 1 | UI | | | GP | | | | | | | pCi/L |
| Curium-242 | <2.6E-02 | 1 | UI | | | GP | | | | | | | pCi/L |
| Curium-243/244 | <-1.7E-01 | 1 | UI | | | GP | | | | | | | pCi/L |
| Curium-245/246 | <7.3E-02 | 1 | UI | | | GP | | | | | | | pCi/L |
| Gross alpha | 2.3E+00 | 1 | UIV | | | GP | 1.6E+00 | 1 | J2 | | | GP | pCi/L |
| Iodine-129 | 1.8E+00 | 1 | R4 | | | GP | | | | | | | pCi/L |
| Nonvolatile beta | 2.8E+01 | 1 | J | | | GP | 4.2E+01 | 1 | | | | GP | pCi/L |
| Plutonium-238 | <3.5E-01 | 1 | UI | | | GP | | | | | | | pCi/L |
| Plutonium-239/240 | <0.0E+00 | 1 | UI | | | GP | | | | | | | pCi/L |
| Radium-226 | 2.6E-01 | 1 | | | | GP | | | | | | | pCi/L |
| Radium-228 | 1.7E+00 | 1 | J | | | GP | | | | | | | pCi/L |
| Strontium-90 | 1.3E+01 | 1 | | ■ | | GP | | | | | | | pCi/L |
| Technetium-99 | <2.7E-01 | 1 | UI | | | GP | | | | | | | pCi/L |
| Thorium-228 | <-1.2E-01 | 1 | UI | | | GP | | | | | | | pCi/L |
| Thorium-230 | <2.6E-01 | 1 | UI | | | GP | | | | | | | pCi/L |
| Thorium-232 | <1.4E-01 | 1 | UI | | | GP | | | | | | | pCi/L |
| Total alpha emitters | | | | | | | | | | | | | |
| Total beta emitters | 1.5E+01 | | | | | | | | | | | | pCi/L |
| Total radium | 2.0E+00 | | | | | | | | | | | | pCi/L |
| Tritium | 7.2E+01 | 1 | | ■ | | GP | 1.3E+02 | 1 | | ■ | | GP | pCi/mL |
| Uranium-233/234 | <1.5E-01 | 1 | UI | | | GP | | | | | | | pCi/L |
| Uranium-235 | <1.7E-01 | 1 | UI | | | GP | | | | | | | pCi/L |
| Uranium-238 | <6.4E-02 | 1 | UI | | | GP | | | | | | | pCi/L |

Notes: Synchronous water levels are measured over approximately a 3–5 day period.
● = exceeded holding time.
■ = exceeded groundwater protection standard. See Appendix A.

## WELL FSB107D

| SRS Coord. | Lat/Longitude | Screen Zone Elevation | Top of Casing | Casing | Pump | Screen Zone |
|---|---|---|---|---|---|---|
| N75177.2<br>E51149.8 | 33.275499 °N<br>81.678141 °W | 220.9-200.9 ft msl | 271 ft msl | 4" PVC | V | Water Table (IIB2) |

| SAMPLE DATE | 01/21/98 | 05/14/98 |
|---|---|---|

FIELD DATA

| Constituents | 1Q98 | 2Q98 | Unit |
|---|---|---|---|
| Water elevation | 212.1 | 217.1 | ft msl |
| pH | 3.4 | 4.3 | pH |
| Sp. conductance | 320 | 230 | µS/cm |
| Water temperature | 18.0 | 22.3 | °C |
| Alkalinity as $CaCO_3$ | 0 | 0 | mg/L |
| Turbidity | 0 | 1 | NTU |
| Volumes purged | 4.2 | 3.7 | well vol |
| Sampling code | | | |
| Synchronous water level | 215.7 (03/18/98) | 217.0 (06/29/98) | ft msl |

ANALYTICAL DATA

| Constituents | 1Q98 | DF | Mod | ST | H | Lab | 2Q98 | DF | Mod | ST | H | Lab | Unit |
|---|---|---|---|---|---|---|---|---|---|---|---|---|---|
| ***Inorganic Constituents*** | | | | | | | | | | | | | |
| Antimony, total recoverable | <10 | 1 | | | | GE | | | | | | | µg/L |
| Arsenic, total recoverable | 6.8 | 1 | | | | GE | | | | | | | µg/L |
| Barium, total recoverable | 120 | 1 | | | | GE | | | | | | | µg/L |
| Cadmium, total recoverable | 2.4 | 1 | JE | | | GE | 2.1 | 1 | | | | GE | µg/L |
| Chromium, total recoverable | <5.0 | 1 | | | | GE | | | | | | | µg/L |
| Cobalt, total recoverable | 12 | 1 | | ■ | | GE | | | | | | | µg/L |
| Copper, total recoverable | 26 | 1 | | | | GE | | | | | | | µg/L |
| Cyanide | <10 | 1 | | | | GE | | | | | | | µg/L |
| Lead, total recoverable | <4.7 | 1 | JEV | | | GE | <1.0 | 1 | JEV | | | GE | µg/L |
| Mercury, total recoverable | <0.20 | 1 | | | | GE | | | | | | | µg/L |
| Nickel, total recoverable | 8.1 | 1 | | | | GE | | | | | | | µg/L |
| Nitrate as nitrogen | | | | | | | | | | | | | |
| Nitrate-nitrite as nitrogen | 59,000 | 40 | V | ■ | | GE | 33,000 | 25 | | ■ | | GE | µg/L |
| Selenium, total recoverable | <5.0 | 1 | | | | GE | | | | | | | µg/L |
| Silver, total recoverable | <5.0 | 1 | | | | GE | | | | | | | µg/L |
| Thallium, total recoverable | <5.0 | 1 | | | | GE | | | | | | | µg/L |
| Vanadium, total recoverable | <5.0 | 1 | | | | GE | | | | | | | µg/L |
| Zinc, total recoverable | 28 | 1 | V | | | GE | | | | | | | µg/L |
| ***Organic Constituents*** | | | | | | | | | | | | | |
| Benzene | <1.0 | 1 | | | | GE | | | | | | | µg/L |
| Bis(2-ethylhexyl) phthalate | <10 | 1 | | | | GE | | | | | | | µg/L |
| Dichloromethane | <2.9 | 1 | V | | | GE | | | | | | | µg/L |
| Phenols | <5.0 | 1 | | | | GE | | | | | | | µg/L |
| Tetrachloroethylene | <1.0 | 1 | | | | GE | | | | | | | µg/L |
| Trichloroethylene | <1.0 | 1 | | | | GE | | | | | | | µg/L |
| Trichlorofluoromethane | 4.7 | 1 | J | | | GE | | | | | | | µg/L |

Notes: Synchronous water levels are measured over approximately a 3–5 day period.
● = exceeded holding time.
■ = exceeded groundwater protection standard. See Appendix A.

## WELL FSB107D (cont.)

| Constituents | 1Q98 | DF | Mod | ST | H | Lab | 2Q98 | DF | Mod | ST | H | Lab | Unit |
|---|---|---|---|---|---|---|---|---|---|---|---|---|---|
| ***Radioactive Constituents*** | | | | | | | | | | | | | |
| Americium-241 | <9.6E-02 | 1 | UI | | | GP | | | | | | | pCi/L |
| Cesium-137 | <-1.4E+00 | 1 | UI | | | GP | | | | | | | pCi/L |
| Cobalt-60 | <8.3E-01 | 1 | UI | | | GP | | | | | | | pCi/L |
| Curium-242 | <-1.3E-02 | 1 | UI | | | GP | | | | | | | pCi/L |
| Curium-243/244 | <5.5E-02 | 1 | UI | | | GP | | | | | | | pCi/L |
| Curium-245/246 | <7.6E-04 | 1 | UI | | | GP | | | | | | | pCi/L |
| Gross alpha | 5.0E+02 | 1 | | ■ | | GP | 3.5E+02 | 1 | J | ■ | | GP | pCi/L |
| Iodine-129 | 4.1E+01 | 1 | | | | GP | | | | | | | pCi/L |
| Nonvolatile beta | 4.4E+02 | 1 | | ■ | | GP | 5.0E+02 | 1 | | ■ | | GP | pCi/L |
| Plutonium-238 | <2.0E-03 | 1 | UI | | | GP | | | | | | | pCi/L |
| Plutonium-239/240 | <1.4E-02 | 1 | UI | | | GP | | | | | | | pCi/L |
| Radium-226 | 1.4E+01 | 1 | | ■ | | GP | | | | | | | pCi/L |
| Radium-228 | 1.5E+01 | 1 | V | ■ | | GP | | | | | | | pCi/L |
| Strontium-90 | 1.5E+02 | 1 | | ■ | | GP | | | | | | | pCi/L |
| Technetium-99 | <2.2E+01 | 1 | UI | | | GP | | | | | | | pCi/L |
| Thorium-228 | 1.0E+00 | 1 | | | | GP | | | | | | | pCi/L |
| Thorium-230 | 3.6E-01 | 1 | | | | GP | | | | | | | pCi/L |
| Thorium-232 | 6.6E-01 | 1 | | | | GP | | | | | | | pCi/L |
| Total alpha emitters | 6.6E+02 | | | ■ | | | | | | | | | pCi/L |
| Total beta emitters | 2.1E+02 | | | ■ | | | | | | | | | pCi/L |
| Total radium | 2.9E+01 | | | | | | | | | | | | pCi/L |
| Tritium | 6.8E+02 | 1 | | ■ | | GP | 5.7E+02 | 1 | | ■ | | GP | pCi/mL |
| Uranium-233/234 | 2.9E+02 | 1 | | ■ | | GP | | | | | | | pCi/L |
| Uranium-235 | 3.0E+01 | 1 | | ■ | | GP | | | | | | | pCi/L |
| Uranium-238 | 3.4E+02 | 1 | | ■ | | GP | | | | | | | pCi/L |

Notes: Synchronous water levels are measured over approximately a 3–5 day period.
● = exceeded holding time.
■ = exceeded groundwater protection standard. See Appendix A.

# WELL FSB108D

| SRS Coord. | Lat/Longitude | Screen Zone Elevation | Top of Casing | Casing | Pump | Screen Zone |
|---|---|---|---|---|---|---|
| N76260.7<br>E51142.3 | 33.277883 °N<br>81.680266 °W | 223.8-203.8 ft msl | 298 ft msl | 4" PVC | S | Water Table (IIB2) |

| SAMPLE DATE | 01/27/98 | 04/21/98 |
|---|---|---|

FIELD DATA

| Constituents | 1Q98 | 2Q98 | Unit |
|---|---|---|---|
| Water elevation | 215.1 | 218.1 | ft msl |
| pH | 5.6 | 5.3 | pH |
| Sp. conductance | 72 | 49 | µS/cm |
| Water temperature | 15.0 | 20.2 | °C |
| Alkalinity as $CaCO_3$ | 8 | 11 | mg/L |
| Turbidity | 2 | 4 | NTU |
| Volumes purged | 0.13 | 0.53 | well vol |
| Sampling code | XN | XN | |
| Synchronous water level | 216.8 (03/18/98) | 220.3 (06/29/98) | ft msl |

ANALYTICAL DATA

| Constituents | 1Q98 | DF | Mod | ST | H | Lab | 2Q98 | DF | Mod | ST | H | Lab | Unit |
|---|---|---|---|---|---|---|---|---|---|---|---|---|---|
| ***Inorganic Constituents*** | | | | | | | | | | | | | |
| Antimony, total recoverable | <10 | 1 | | | | GE | | | | | | | µg/L |
| Arsenic, total recoverable | <5.0 | 1 | | | | GE | | | | | | | µg/L |
| Barium, total recoverable | 12 | 1 | | | | GE | | | | | | | µg/L |
| Cadmium, total recoverable | 0.39 | 1 | JE | | | GE | <1.0 | 1 | | | | GE | µg/L |
| Chromium, total recoverable | <5.0 | 1 | | | | GE | | | | | | | µg/L |
| Cobalt, total recoverable | <5.0 | 1 | | | | GE | | | | | | | µg/L |
| Copper, total recoverable | 12 | 1 | | | | GE | | | | | | | µg/L |
| Cyanide | <10 | 1 | | | | GE | | | | | | | µg/L |
| Lead, total recoverable | 7.6 | 1 | V | | | GE | 7.0 | 1 | | | | GE | µg/L |
| Mercury, total recoverable | <0.20 | 1 | | | | GE | | | | | | | µg/L |
| Nickel, total recoverable | <5.0 | 1 | | | | GE | | | | | | | µg/L |
| Nitrate as nitrogen | | | | | | | | | | | | | |
| Nitrate-nitrite as nitrogen | 820 | 1 | V | | | GE | 1,500 | 1 | V | | | GE | µg/L |
| Selenium, total recoverable | <5.0 | 1 | | | | GE | | | | | | | µg/L |
| Silver, total recoverable | <5.0 | 1 | | | | GE | | | | | | | µg/L |
| Thallium, total recoverable | <5.0 | 1 | | | | GE | | | | | | | µg/L |
| Vanadium, total recoverable | <5.0 | 1 | | | | GE | | | | | | | µg/L |
| Zinc, total recoverable | 46 | 1 | V | | | GE | | | | | | | µg/L |
| ***Organic Constituents*** | | | | | | | | | | | | | |
| Benzene | <1.0 | 1 | J | | | GE | | | | | | | µg/L |
| Bis(2-ethylhexyl) phthalate | <10 | 1 | | | | GE | | | | | | | µg/L |
| Dichloromethane | <0.37 | 1 | JEV | | | GE | | | | | | | µg/L |
| Phenols | <5.0 | 1 | | | | GE | | | | | | | µg/L |
| Tetrachloroethylene | <1.0 | 1 | J | | | GE | | | | | | | µg/L |
| Trichloroethylene | <1.0 | 1 | J | | | GE | | | | | | | µg/L |
| Trichlorofluoromethane | <1.0 | 1 | J | | | GE | | | | | | | µg/L |

Notes: Synchronous water levels are measured over approximately a 3–5 day period.
● = exceeded holding time.
■ = exceeded groundwater protection standard. See Appendix A.

## WELL FSB108D (cont.)

| Constituents | 1Q98 | DF | Mod | ST | H | Lab | 2Q98 | DF | Mod | ST | H | Lab | Unit |
|---|---|---|---|---|---|---|---|---|---|---|---|---|---|
| ***Radioactive Constituents*** | | | | | | | | | | | | | |
| Americium-241 | <4.5E-01 | 1 | UI | | | GP | | | | | | | pCi/L |
| Cesium-137 | <-9.1E-01 | 1 | UI | | | GP | | | | | | | pCi/L |
| Cobalt-60 | <-1.5E+00 | 1 | UI | | | GP | | | | | | | pCi/L |
| Curium-242 | <-4.5E-02 | 1 | UI | | | GP | | | | | | | pCi/L |
| Curium-243/244 | <-5.8E-02 | 1 | UI | | | GP | | | | | | | pCi/L |
| Curium-245/246 | <0.0E+00 | 1 | UI | | | GP | | | | | | | pCi/L |
| Gross alpha | 1.3E+00 | 1 | | | | GP | 7.3E-01 | 1 | J2 | | | GP | pCi/L |
| Iodine-129 | <8.5E-01 | 1 | UI | | | GP | | | | | | | pCi/L |
| Nonvolatile beta | <3.9E-01 | 1 | UI | | | GP | 1.2E+00 | 1 | | | | GP | pCi/L |
| Plutonium-238 | 7.6E-01 | 1 | | | | GP | | | | | | | pCi/L |
| Plutonium-239/240 | <4.4E-02 | 1 | UI | | | GP | | | | | | | pCi/L |
| Radium-226 | <6.3E-01 | 1 | UI | | | GP | | | | | | | pCi/L |
| Radium-228 | 3.1E+00 | 1 | | | | GP | | | | | | | pCi/L |
| Strontium-90 | <4.2E-02 | 1 | UI | | | GP | | | | | | | pCi/L |
| Technetium-99 | <1.2E+01 | 1 | UI | | | GP | | | | | | | pCi/L |
| Thorium-228 | <1.1E-01 | 1 | UI | | | GP | | | | | | | pCi/L |
| Thorium-230 | <1.7E-01 | 1 | UI | | | GP | | | | | | | pCi/L |
| Thorium-232 | <8.7E-02 | 1 | UI | | | GP | | | | | | | pCi/L |
| Total alpha emitters | 7.6E-01 | | | | | | | | | | | | pCi/L |
| Total beta emitters | 3.1E+00 | | | | | | | | | | | | pCi/L |
| Total radium | 3.1E+00 | | | | | | | | | | | | pCi/L |
| Tritium | 9.3E+00 | 1 | | | | GP | 1.7E+01 | 1 | | | | GP | pCi/mL |
| Uranium-233/234 | <2.7E-02 | 1 | UI | | | GP | | | | | | | pCi/L |
| Uranium-235 | <-7.9E-02 | 1 | UI | | | GP | | | | | | | pCi/L |
| Uranium-238 | <6.6E-02 | 1 | UI | | | GP | | | | | | | pCi/L |

Notes: Synchronous water levels are measured over approximately a 3–5 day period.
● = exceeded holding time.
■ = exceeded groundwater protection standard. See Appendix A.

## WELL FSB109D

| SRS Coord. | Lat/Longitude | Screen Zone Elevation | Top of Casing | Casing | Pump | Screen Zone |
|---|---|---|---|---|---|---|
| N75855.9<br>E50488.6 | 33.275921 °N<br>81.681200 °W | 225.8-205.8 ft msl | 293.1 ft msl | 4" PVC | S | Water Table (IIB2) |

| SAMPLE DATE | 01/22/98 | 04/06/98 |
|---|---|---|

FIELD DATA

| Constituents | 1Q98 | 2Q98 | Unit |
|---|---|---|---|
| Water elevation | 211.7 | 214.4 | ft msl |
| pH | 5.8 | 5.9 | pH |
| Sp. conductance | 420 | 36 | µS/cm |
| Water temperature | 17.0 | 21.2 | °C |
| Alkalinity as $CaCO_3$ | 44 | 25 | mg/L |
| Turbidity | 11 | 15 | NTU |
| Volumes purged | 0.26 | 4.3 | well vol |
| Sampling code | XN | XN | |
| Synchronous water level | 213.6 (03/20/98) | 216.9 (06/30/98) | ft msl |

ANALYTICAL DATA

| Constituents | 1Q98 | DF | Mod | ST | H | Lab | 2Q98 | DF | Mod | ST | H | Lab | Unit |
|---|---|---|---|---|---|---|---|---|---|---|---|---|---|
| ***Inorganic Constituents*** | | | | | | | | | | | | | |
| Antimony, total recoverable | <10 | 1 | | | | GE | | | | | | | µg/L |
| Arsenic, total recoverable | <5.0 | 1 | | | | GE | | | | | | | µg/L |
| Barium, total recoverable | 28 | 1 | | | | GE | | | | | | | µg/L |
| Cadmium, total recoverable | 0.30 | 1 | JE | | | GE | 0.16 | 1 | JE | | | GE | µg/L |
| Chromium, total recoverable | 4.5 | 1 | JE | | | GE | | | | | | | µg/L |
| Cobalt, total recoverable | <5.0 | 1 | | | | GE | | | | | | | µg/L |
| Copper, total recoverable | 18 | 1 | | | | GE | | | | | | | µg/L |
| Cyanide | <10 | 1 | | | | GE | | | | | | | µg/L |
| Lead, total recoverable | 30 | 1 | | ■ | | GE | 6.3 | 1 | | | | GE | µg/L |
| Mercury, total recoverable | <0.20 | 1 | | | | GE | | | | | | | µg/L |
| Nickel, total recoverable | 4.0 | 1 | JE | | | GE | | | | | | | µg/L |
| Nitrate as nitrogen<br>Nitrate-nitrite as nitrogen | 610 | 1 | V | | | GE | 1,400 | 1 | V | | | GE | µg/L |
| Selenium, total recoverable | <5.0 | 1 | | | | GE | | | | | | | µg/L |
| Silver, total recoverable | <5.0 | 1 | | | | GE | | | | | | | µg/L |
| Thallium, total recoverable | <5.0 | 1 | | | | GE | | | | | | | µg/L |
| Vanadium, total recoverable | 2.2 | 1 | JE | | | GE | | | | | | | µg/L |
| Zinc, total recoverable | 190 | 1 | V | | | GE | | | | | | | µg/L |
| ***Organic Constituents*** | | | | | | | | | | | | | |
| Benzene | <1.0 | 1 | | | | GE | | | | | | | µg/L |
| Bis(2-ethylhexyl) phthalate | <10 | 1 | | | | GE | | | | | | | µg/L |
| Dichloromethane | <1.0 | 1 | J1 | | ● | GE | | | | | | | µg/L |
| Phenols | <5.0 | 1 | | | | GE | | | | | | | µg/L |
| Tetrachloroethylene | <1.0 | 1 | | | | GE | | | | | | | µg/L |
| Trichloroethylene | <1.0 | 1 | | | | GE | | | | | | | µg/L |
| Trichlorofluoromethane | <1.0 | 1 | | | | GE | | | | | | | µg/L |

Notes: Synchronous water levels are measured over approximately a 3–5 day period.
● = exceeded holding time.
■ = exceeded groundwater protection standard. See Appendix A.

# WELL FSB109D (cont.)

| Constituents | 1Q98 | DF | Mod | ST | H | Lab | 2Q98 | DF | Mod | ST | H | Lab | Unit |
|---|---|---|---|---|---|---|---|---|---|---|---|---|---|
| ***Radioactive Constituents*** | | | | | | | | | | | | | |
| Americium-241 | <2.7E-04 | 1 | UI | | | GP | | | | | | | pCi/L |
| Cesium-137 | <5.6E-02 | 1 | UI | | | GP | | | | | | | pCi/L |
| Cobalt-60 | <1.2E+00 | 1 | UI | | | GP | | | | | | | pCi/L |
| Curium-242 | <-2.0E-03 | 1 | UI | | | GP | | | | | | | pCi/L |
| Curium-243/244 | <1.4E-02 | 1 | UI | | | GP | | | | | | | pCi/L |
| Curium-245/246 | <1.3E-02 | 1 | UI | | | GP | | | | | | | pCi/L |
| Gross alpha | 2.1E+00 | 1 | | | | GP | 1.6E+00 | 1 | J2 | | | GP | pCi/L |
| Iodine-129 | <2.2E-01 | 1 | UI | | | GP | | | | | | | pCi/L |
| Nonvolatile beta | 4.5E+00 | 1 | | | | GP | 1.9E+00 | 1 | | | | GP | pCi/L |
| Plutonium-238 | 1.1E-01 | 1 | UIV | | | GP | | | | | | | pCi/L |
| Plutonium-239/240 | <1.7E-02 | 1 | UI | | | GP | | | | | | | pCi/L |
| Radium-226 | 1.1E+00 | 1 | | | | GP | | | | | | | pCi/L |
| Radium-228 | <2.4E-01 | 1 | UI | | | GP | | | | | | | pCi/L |
| Strontium-90 | <5.9E-01 | 1 | UJI | | | GP | | | | | | | pCi/L |
| Technetium-99 | <-1.8E+01 | 1 | UI | | | GP | | | | | | | pCi/L |
| Thorium-228 | <8.7E-02 | 1 | UI | | | GP | | | | | | | pCi/L |
| Thorium-230 | <1.2E-01 | 1 | UI | | | GP | | | | | | | pCi/L |
| Thorium-232 | <6.2E-02 | 1 | UI | | | GP | | | | | | | pCi/L |
| Total alpha emitters | | | | | | | | | | | | | |
| Total beta emitters | | | | | | | | | | | | | |
| Total radium | 1.1E+00 | | | | | | | | | | | | pCi/L |
| Tritium | 1.3E+01 | 1 | | | | GP | 1.1E+01 | 1 | | | | GP | pCi/mL |
| Uranium-233/234 | <5.7E-02 | 1 | UI | | | GP | | | | | | | pCi/L |
| Uranium-235 | <-4.0E-03 | 1 | UI | | | GP | | | | | | | pCi/L |
| Uranium-238 | <4.5E-02 | 1 | UI | | | GP | | | | | | | pCi/L |

Notes: Synchronous water levels are measured over approximately a 3–5 day period.
● = exceeded holding time.
■ = exceeded groundwater protection standard. See Appendix A.

# WELL FSB110C

| SRS Coord. | Lat/Longitude | Screen Zone Elevation | Top of Casing | Casing | Pump | Screen Zone |
|---|---|---|---|---|---|---|
| N74190.7<br>E50150.6 | 33.271687 °N<br>81.678855 °W | 147.2-137.2 ft msl | 234.5 ft msl | 4" PVC | S | Barnwell (IIB1) |

| SAMPLE DATE | 01/22/98 | 04/06/98 |
|---|---|---|

FIELD DATA

| Constituents | 1Q98 | 2Q98 | Unit |
|---|---|---|---|
| Water elevation | 200.9 | 203.2 | ft msl |
| pH | 5.4 | 5.6 | pH |
| Sp. conductance | 600 | 660 | µS/cm |
| Water temperature | 18.0 | 20.9 | °C |
| Alkalinity as $CaCO_3$ | 4 | 10 | mg/L |
| Turbidity | 1 | 1 | NTU |
| Volumes purged | 2.5 | 2.3 | well vol |
| Sampling code | | | |
| Synchronous water level | 202.9 (03/18/98) | 202.6 (06/29/98) | ft msl |

ANALYTICAL DATA

| Constituents | 1Q98 | DF | Mod | ST | H | Lab | 2Q98 | DF | Mod | ST | H | Lab | Unit |
|---|---|---|---|---|---|---|---|---|---|---|---|---|---|
| ***Inorganic Constituents*** | | | | | | | | | | | | | |
| Antimony, total recoverable | <10 | 1 | | | | GE | | | | | | | µg/L |
| Arsenic, total recoverable | <5.0 | 1 | | | | GE | | | | | | | µg/L |
| Barium, total recoverable | 140 | 1 | | | | GE | | | | | | | µg/L |
| Cadmium, total recoverable | 2.6 | 1 | JE | | | GE | 3.4 | 1 | | | | GE | µg/L |
| Chromium, total recoverable | 1.4 | 1 | JE | | | GE | | | | | | | µg/L |
| Cobalt, total recoverable | 2.1 | 1 | JE | | | GE | | | | | | | µg/L |
| Copper, total recoverable | 1.8 | 1 | JE | | | GE | | | | | | | µg/L |
| Cyanide | <10 | 1 | | | | GE | | | | | | | µg/L |
| Lead, total recoverable | 2.5 | 1 | JE | | | GE | 1.1 | 1 | JE | | | GE | µg/L |
| Mercury, total recoverable | <0.20 | 1 | | | | GE | | | | | | | µg/L |
| Nickel, total recoverable | 16 | 1 | | | | GE | | | | | | | µg/L |
| Nitrate as nitrogen | | | | | | | | | | | | | |
| Nitrate-nitrite as nitrogen | 76,000 | 40 | V | ■ | | GE | 80,000 | 40 | V | ■ | | GE | µg/L |
| Selenium, total recoverable | <5.0 | 1 | | | | GE | | | | | | | µg/L |
| Silver, total recoverable | <5.0 | 1 | | | | GE | | | | | | | µg/L |
| Thallium, total recoverable | <5.0 | 1 | | | | GE | | | | | | | µg/L |
| Vanadium, total recoverable | <5.0 | 1 | | | | GE | | | | | | | µg/L |
| Zinc, total recoverable | 110 | 1 | V | | | GE | | | | | | | µg/L |
| ***Organic Constituents*** | | | | | | | | | | | | | |
| Benzene | <1.0 | 1 | | | | GE | | | | | | | µg/L |
| Bis(2-ethylhexyl) phthalate | <10 | 1 | | | | GE | | | | | | | µg/L |
| Dichloromethane | <0.43 | 1 | JVE1 | | ● | GE | | | | | | | µg/L |
| Phenols | <5.0 | 1 | | | | GE | | | | | | | µg/L |
| Tetrachloroethylene | <1.0 | 1 | | | | GE | | | | | | | µg/L |
| Trichloroethylene | 0.28 | 1 | JE1 | | ● | GE | | | | | | | µg/L |
| Trichlorofluoromethane | <1.0 | 1 | | | | GE | | | | | | | µg/L |

Notes: Synchronous water levels are measured over approximately a 3–5 day period.
● = exceeded holding time.
■ = exceeded groundwater protection standard. See Appendix A.

## WELL FSB110C (cont.)

| Constituents | 1Q98 | DF | Mod | ST | H | Lab | 2Q98 | DF | Mod | ST | H | Lab | Unit |
|---|---|---|---|---|---|---|---|---|---|---|---|---|---|
| ***Radioactive Constituents*** | | | | | | | | | | | | | |
| Americium-241 | <4.3E-02 | 1 | UI | | | GP | | | | | | | pCi/L |
| Cesium-137 | <3.5E-01 | 1 | UI | | | GP | | | | | | | pCi/L |
| Cobalt-60 | 4.4E+00 | 1 | RUI4 | | | GP | | | | | | | pCi/L |
| Curium-242 | <-1.0E-02 | 1 | UI | | | GP | | | | | | | pCi/L |
| Curium-243/244 | <-4.1E-02 | 1 | UI | | | GP | | | | | | | pCi/L |
| Curium-245/246 | <4.4E-02 | 1 | UI | | | GP | | | | | | | pCi/L |
| Gross alpha | 5.9E+00 | 1 | | | | GP | 7.1E+00 | 1 | J2 | | | GP | pCi/L |
| Iodine-129 | 1.5E+01 | 1 | | | | GP | | | | | | | pCi/L |
| Nonvolatile beta | 7.8E+01 | 1 | | ■ | | GP | 1.2E+02 | 1 | | ■ | | GP | pCi/L |
| Plutonium-238 | 1.3E-01 | 1 | UIV | | | GP | | | | | | | pCi/L |
| Plutonium-239/240 | <-5.0E-03 | 1 | UI | | | GP | | | | | | | pCi/L |
| Radium-226 | 9.0E-01 | 1 | | | | GP | | | | | | | pCi/L |
| Radium-228 | <3.8E-02 | 1 | UI | | | GP | | | | | | | pCi/L |
| Strontium-90 | 1.5E+01 | 1 | J | ■ | | GP | | | | | | | pCi/L |
| Technetium-99 | 1.0E+02 | 1 | | ■ | | GP | | | | | | | pCi/L |
| Thorium-228 | <-2.6E-01 | 1 | UI | | | GP | | | | | | | pCi/L |
| Thorium-230 | <1.9E-02 | 1 | UI | | | GP | | | | | | | pCi/L |
| Thorium-232 | <-3.1E-02 | 1 | UI | | | GP | | | | | | | pCi/L |
| Total alpha emitters | | | | | | | | | | | | | |
| Total beta emitters | 1.3E+02 | | | ■ | | | | | | | | | pCi/L |
| Total radium | 1.1E+00 | | | | | | | | | | | | pCi/L |
| Tritium | 1.7E+03 | 1 | | ■ | | GP | 1.9E+03 | 1 | | ■ | | GP | pCi/mL |
| Uranium-233/234 | <1.2E-02 | 1 | UI | | | GP | | | | | | | pCi/L |
| Uranium-235 | <1.0E-02 | 1 | UI | | | GP | | | | | | | pCi/L |
| Uranium-238 | <1.0E-02 | 1 | UI | | | GP | | | | | | | pCi/L |

Notes: Synchronous water levels are measured over approximately a 3–5 day period.
● = exceeded holding time.
■ = exceeded groundwater protection standard. See Appendix A.

## WELL FSB110D

| SRS Coord. | Lat/Longitude | Screen Zone Elevation | Top of Casing | Casing | Pump | Screen Zone |
|---|---|---|---|---|---|---|
| N74193.3<br>E50141.6 | 33.271678 °N<br>81.678884 °W | 211.1-191.1 ft msl | 234.5 ft msl | 4" PVC | V | Water Table (IIB2) |

| SAMPLE DATE | 01/14/98 | 04/06/98 |
|---|---|---|

FIELD DATA

| Constituents | 1Q98 | 2Q98 | Unit |
|---|---|---|---|
| Water elevation | 204.8 | 208.5 | ft msl |
| pH | 3.2 | 4.4 | pH |
| Sp. conductance | 920 | 160 | µS/cm |
| Water temperature | 17.0 | 16.0 | °C |
| Alkalinity as $CaCO_3$ | 0 | 0 | mg/L |
| Turbidity | 1 | 1 | NTU |
| Volumes purged | 2.9 | 2.5 | well vol |
| Sampling code | | | |
| Synchronous water level | 208.3 (03/18/98) | 207.6 (06/29/98) | ft msl |

ANALYTICAL DATA

| Constituents | 1Q98 | DF | Mod | ST | H | Lab | 2Q98 | DF | Mod | ST | H | Lab | Unit |
|---|---|---|---|---|---|---|---|---|---|---|---|---|---|
| ***Inorganic Constituents*** | | | | | | | | | | | | | |
| Antimony, total recoverable | <10 | 1 | | | | GE | | | | | | | µg/L |
| Arsenic, total recoverable | <5.0 | 1 | | | | GE | | | | | | | µg/L |
| Barium, total recoverable | 190 | 1 | | | | GE | | | | | | | µg/L |
| Cadmium, total recoverable | 2.6 | 1 | JE | | | GE | 0.85 | 1 | JE | | | GE | µg/L |
| Chromium, total recoverable | 2.7 | 1 | JE | | | GE | | | | | | | µg/L |
| Cobalt, total recoverable | 11 | 1 | | ■ | | GE | | | | | | | µg/L |
| Copper, total recoverable | 43 | 1 | | | | GE | | | | | | | µg/L |
| Cyanide | <10 | 1 | | | | GE | | | | | | | µg/L |
| Lead, total recoverable | <5.0 | 1 | | | | GE | 13 | 1 | | | | GE | µg/L |
| Mercury, total recoverable | 0.76 | 1 | | | | GE | | | | | | | µg/L |
| Nickel, total recoverable | 17 | 1 | | | | GE | | | | | | | µg/L |
| Nitrate as nitrogen | | | | | | | | | | | | | |
| Nitrate-nitrite as nitrogen | 110,000 | 80 | | ■ | | GE | 14,000 | 10 | V | ■ | | GE | µg/L |
| Selenium, total recoverable | 1.6 | 1 | JE | | | GE | | | | | | | µg/L |
| Silver, total recoverable | <0.62 | 1 | JEV | | | GE | | | | | | | µg/L |
| Thallium, total recoverable | 6.7 | 1 | | ■ | | GE | | | | | | | µg/L |
| Vanadium, total recoverable | 0.64 | 1 | JE | | | GE | | | | | | | µg/L |
| Zinc, total recoverable | 60 | 1 | V | | | GE | | | | | | | µg/L |
| ***Organic Constituents*** | | | | | | | | | | | | | |
| Benzene | <1.0 | 1 | J | | | GE | | | | | | | µg/L |
| Bis(2-ethylhexyl) phthalate | <10 | 1 | | | | GE | | | | | | | µg/L |
| Dichloromethane | <1.7 | 1 | JV | | | GE | | | | | | | µg/L |
| Phenols | <5.0 | 1 | | | | GE | | | | | | | µg/L |
| Tetrachloroethylene | <1.0 | 1 | J | | | GE | | | | | | | µg/L |
| Trichloroethylene | <1.0 | 1 | J | | | GE | | | | | | | µg/L |
| Trichlorofluoromethane | <1.0 | 1 | J | | | GE | | | | | | | µg/L |

Notes: Synchronous water levels are measured over approximately a 3–5 day period.
● = exceeded holding time.
■ = exceeded groundwater protection standard. See Appendix A.

## WELL FSB110D (cont.)

| Constituents | 1Q98 | DF | Mod | ST | H | Lab | 2Q98 | DF | Mod | ST | H | Lab | Unit |
|---|---|---|---|---|---|---|---|---|---|---|---|---|---|
| ***Radioactive Constituents*** | | | | | | | | | | | | | |
| Americium-241 | 1.5E+01 | 1 | | ■ | | GP | | | | | | | pCi/L |
| Cesium-137 | <-6.3E-01 | 1 | UI | | | GP | | | | | | | pCi/L |
| Cobalt-60 | <1.4E+00 | 1 | UI | | | GP | | | | | | | pCi/L |
| Curium-242 | <-1.1E-01 | 1 | UI | | | GP | | | | | | | pCi/L |
| Curium-243/244 | 1.5E+01 | 1 | | | | GP | | | | | | | pCi/L |
| Curium-245/246 | <3.4E-01 | 1 | UI | | | GP | | | | | | | pCi/L |
| Gross alpha | 5.7E+02 | 1 | | ■ | | GP | 4.4E+01 | 1 | | ■ | | GP | pCi/L |
| Iodine-129 | 4.2E+02 | 1 | | ■ | | GP | | | | | | | pCi/L |
| Nonvolatile beta | 7.3E+02 | 1 | | ■ | | GP | 7.2E+01 | 1 | V | ■ | | GP | pCi/L |
| Plutonium-238 | <-4.7E-02 | 1 | UI | | | GP | | | | | | | pCi/L |
| Plutonium-239/240 | <2.0E-03 | 1 | UI | | | GP | | | | | | | pCi/L |
| Radium-226 | 1.8E+01 | 1 | | ■ | | GP | | | | | | | pCi/L |
| Radium-228 | 3.1E+01 | 1 | J | ■ | | GP | | | | | | | pCi/L |
| Strontium-90 | 2.5E+02 | 1 | V | ■ | | GP | | | | | | | pCi/L |
| Technetium-99 | 1.3E+02 | 1 | | ■ | | GP | | | | | | | pCi/L |
| Thorium-228 | 1.5E+00 | 1 | | | | GP | | | | | | | pCi/L |
| Thorium-230 | <1.4E-01 | 1 | UI | | | GP | | | | | | | pCi/L |
| Thorium-232 | <-3.6E-02 | 1 | UJI | | | GP | | | | | | | pCi/L |
| Total alpha emitters | 6.9E+02 | | | ■ | | | | | | | | | pCi/L |
| Total beta emitters | 8.3E+02 | | | ■ | | | | | | | | | pCi/L |
| Total radium | 4.9E+01 | | | | | | | | | | | | pCi/L |
| Tritium | 4.1E+03 | 1 | | ■ | | GP | 7.2E+02 | 1 | | ■ | | GP | pCi/mL |
| Uranium-233/234 | 1.2E+02 | 1 | | ■ | | GP | | | | | | | pCi/L |
| Uranium-235 | 2.1E+01 | 1 | | ■ | | GP | | | | | | | pCi/L |
| Uranium-238 | 5.2E+02 | 1 | | ■ | | GP | | | | | | | pCi/L |

Notes: Synchronous water levels are measured over approximately a 3–5 day period.
● = exceeded holding time.
■ = exceeded groundwater protection standard. See Appendix A.

# WELL FSB111C

| SRS Coord. | Lat/Longitude | Screen Zone Elevation | Top of Casing | Casing | Pump | Screen Zone |
|---|---|---|---|---|---|---|
| N75383.3<br>E51526.3 | 33.276569 °N<br>81.677550 °W | 169.0-159.0 ft msl | 276.3 ft msl | 4" PVC | S | Barnwell (IIB1) |

| SAMPLE DATE | 01/07/98 | 04/02/98 |
|---|---|---|

FIELD DATA

| Constituents | 1Q98 | 2Q98 | Unit |
|---|---|---|---|
| Water elevation | 210.4 | 213.2 | ft msl |
| pH | 5.1 | 4.9 | pH |
| Sp. conductance | 51 | 53 | µS/cm |
| Water temperature | 20.0 | 20.2 | °C |
| Alkalinity as $CaCO_3$ | 9 | 8 | mg/L |
| Turbidity | 1 | 1 | NTU |
| Volumes purged | 2.5 | 2.6 | well vol |
| Sampling code | | | |
| Synchronous water level | 212.8 (03/18/98) | 214.3 (06/29/98) | ft msl |

ANALYTICAL DATA

| Constituents | 1Q98 | DF | Mod | ST | H | Lab | 2Q98 | DF | Mod | ST | H | Lab | Unit |
|---|---|---|---|---|---|---|---|---|---|---|---|---|---|
| ***Inorganic Constituents*** | | | | | | | | | | | | | |
| Antimony, total recoverable | <10 | 1 | | | | GE | | | | | | | µg/L |
| Arsenic, total recoverable | <5.0 | 1 | | | | GE | | | | | | | µg/L |
| Barium, total recoverable | 7.9 | 1 | | | | GE | | | | | | | µg/L |
| Cadmium, total recoverable | <5.0 | 1 | | | | GE | 0.16 | 1 | JE | | | GE | µg/L |
| Chromium, total recoverable | 1.6 | 1 | JE | | | GE | | | | | | | µg/L |
| Cobalt, total recoverable | <5.0 | 1 | | | | GE | | | | | | | µg/L |
| Copper, total recoverable | <5.0 | 1 | | | | GE | | | | | | | µg/L |
| Cyanide | <10 | 1 | J1 | | ● | GE | | | | | | | µg/L |
| Lead, total recoverable | <5.0 | 1 | | | | GE | 0.56 | 1 | JE | | | GE | µg/L |
| Mercury, total recoverable | <0.20 | 1 | | | | GE | | | | | | | µg/L |
| Nickel, total recoverable | <5.0 | 1 | | | | GE | | | | | | | µg/L |
| Nitrate as nitrogen | | | | | | | | | | | | | |
| Nitrate-nitrite as nitrogen | 2,000 | 1 | | | | GE | 2,100 | 2 | | | | GE | µg/L |
| Selenium, total recoverable | <2.2 | 1 | JEV | | | GE | | | | | | | µg/L |
| Silver, total recoverable | <5.0 | 1 | | | | GE | | | | | | | µg/L |
| Thallium, total recoverable | <5.0 | 1 | | | | GE | | | | | | | µg/L |
| Vanadium, total recoverable | <5.0 | 1 | | | | GE | | | | | | | µg/L |
| Zinc, total recoverable | <6.5 | 1 | V | | | GE | | | | | | | µg/L |
| ***Organic Constituents*** | | | | | | | | | | | | | |
| Benzene | <1.0 | 1 | J | | | GE | | | | | | | µg/L |
| Bis(2-ethylhexyl) phthalate | <10 | 1 | | | | GE | | | | | | | µg/L |
| Dichloromethane | <1.0 | 1 | J | | | GE | | | | | | | µg/L |
| Phenols | <5.0 | 1 | | | | GE | | | | | | | µg/L |
| Tetrachloroethylene | 0.74 | 1 | JE | | | GE | | | | | | | µg/L |
| Trichloroethylene | 2.8 | 1 | J | | | GE | | | | | | | µg/L |
| Trichlorofluoromethane | 0.52 | 1 | JE | | | GE | | | | | | | µg/L |

Notes: Synchronous water levels are measured over approximately a 3–5 day period.
● = exceeded holding time.
■ = exceeded groundwater protection standard. See Appendix A.

## WELL FSB111C (cont.)

| Constituents | 1Q98 | DF | Mod | ST | H | Lab | 2Q98 | DF | Mod | ST | H | Lab | Unit |
|---|---|---|---|---|---|---|---|---|---|---|---|---|---|
| ***Radioactive Constituents*** | | | | | | | | | | | | | |
| Americium-241 | <-8.6E-02 | 1 | UI | | | GP | | | | | | | pCi/L |
| Cesium-137 | <6.8E-01 | 1 | UI | | | GP | | | | | | | pCi/L |
| Cobalt-60 | 3.6E+00 | 1 | R4 | | | GP | | | | | | | pCi/L |
| Curium-242 | <-1.1E-02 | 1 | UI | | | GP | | | | | | | pCi/L |
| Curium-243/244 | <-7.7E-02 | 1 | UI | | | GP | | | | | | | pCi/L |
| Curium-245/246 | <0.0E+00 | 1 | UI | | | GP | | | | | | | pCi/L |
| Gross alpha | 5.8E-01 | 1 | | | | GP | <5.6E-01 | 1 | UI | | | GP | pCi/L |
| Iodine-129 | <8.4E-02 | 1 | UI | | | GP | | | | | | | pCi/L |
| Nonvolatile beta | <1.0E+00 | 1 | UI | | | GP | <3.8E-01 | 1 | UI | | | GP | pCi/L |
| Plutonium-238 | 2.3E+00 | 1 | V | | | GP | | | | | | | pCi/L |
| Plutonium-239/240 | 7.5E-01 | 1 | J | | | GP | | | | | | | pCi/L |
| Radium-226 | <2.5E-01 | 1 | UI | | | GP | | | | | | | pCi/L |
| Radium-228 | 3.7E+00 | 1 | J | | | GP | | | | | | | pCi/L |
| Strontium-90 | <4.7E-01 | 1 | UI | | | GP | | | | | | | pCi/L |
| Technetium-99 | <-1.1E+01 | 1 | UI | | | GP | | | | | | | pCi/L |
| Thorium-228 | <7.6E-02 | 1 | UI | | | GP | | | | | | | pCi/L |
| Thorium-230 | <1.6E-02 | 1 | UI | | | GP | | | | | | | pCi/L |
| Thorium-232 | <0.0E+00 | 1 | UI | | | GP | | | | | | | pCi/L |
| Total alpha emitters | 4.3E+00 | | | | | | | | | | | | pCi/L |
| Total beta emitters | 3.7E+00 | | | | | | | | | | | | pCi/L |
| Total radium | 3.7E+00 | | | | | | | | | | | | pCi/L |
| Tritium | 5.0E+00 | 1 | | | | GP | 4.6E+00 | 1 | | | | GP | pCi/mL |
| Uranium-233/234 | 1.3E+00 | 1 | | | | GP | | | | | | | pCi/L |
| Uranium-235 | <5.9E-02 | 1 | UI | | | GP | | | | | | | pCi/L |
| Uranium-238 | <-9.0E-03 | 1 | UI | | | GP | | | | | | | pCi/L |

Notes: Synchronous water levels are measured over approximately a 3–5 day period.
● = exceeded holding time.
■ = exceeded groundwater protection standard. See Appendix A.

## WELL FSB111D

| SRS Coord. | Lat/Longitude | Screen Zone Elevation | Top of Casing | Casing | Pump | Screen Zone |
|---|---|---|---|---|---|---|
| N75382.9<br>E51515.9 | 33.276552 °N<br>81.677577 °W | 221.7-201.7 ft msl | 276.6 ft msl | 4" PVC | S | Water Table (IIB2) |

| SAMPLE DATE | 01/06/98 | 04/02/98 |
|---|---|---|

FIELD DATA

| Constituents | 1Q98 | 2Q98 | Unit |
|---|---|---|---|
| Water elevation | 213.5 | 217.8 | ft msl |
| pH | 4.6 | 4.9 | pH |
| Sp. conductance | 33 | 32 | µS/cm |
| Water temperature | 20.1 | 20.5 | °C |
| Alkalinity as $CaCO_3$ | 0 | 0 | mg/L |
| Turbidity | 1 | 1 | NTU |
| Volumes purged | 2.7 | 3.4 | well vol |
| Sampling code | | | |
| Synchronous water level | 217.1 (03/18/98) | 218.4 (06/29/98) | ft msl |

ANALYTICAL DATA

| Constituents | 1Q98 | DF | Mod | ST | H | Lab | 2Q98 | DF | Mod | ST | H | Lab | Unit |
|---|---|---|---|---|---|---|---|---|---|---|---|---|---|
| ***Inorganic Constituents*** | | | | | | | | | | | | | |
| Antimony, total recoverable | <10 | 1 | | | | GE | | | | | | | µg/L |
| Arsenic, total recoverable | <5.0 | 1 | | | | GE | | | | | | | µg/L |
| Barium, total recoverable | 11 | 1 | | | | GE | | | | | | | µg/L |
| Cadmium, total recoverable | <5.0 | 1 | | | | GE | <1.0 | 1 | | | | GE | µg/L |
| Chromium, total recoverable | <5.0 | 1 | | | | GE | | | | | | | µg/L |
| Cobalt, total recoverable | <5.0 | 1 | | | | GE | | | | | | | µg/L |
| Copper, total recoverable | 53 | 1 | | | | GE | | | | | | | µg/L |
| Cyanide | <10 | 1 | J1 | | ● | GE | | | | | | | µg/L |
| Lead, total recoverable | <7.2 | 1 | V | | | GE | 4.3 | 1 | | | | GE | µg/L |
| Mercury, total recoverable | 0.13 | 1 | JE | | | GE | | | | | | | µg/L |
| Nickel, total recoverable | <5.0 | 1 | | | | GE | | | | | | | µg/L |
| Nitrate as nitrogen | | | | | | | | | | | | | |
| Nitrate-nitrite as nitrogen | 1,800 | 1 | | | | GE | 1,300 | 1 | | | | GE | µg/L |
| Selenium, total recoverable | <5.0 | 1 | | | | GE | | | | | | | µg/L |
| Silver, total recoverable | <5.0 | 1 | | | | GE | | | | | | | µg/L |
| Thallium, total recoverable | <5.0 | 1 | | | | GE | | | | | | | µg/L |
| Vanadium, total recoverable | <5.0 | 1 | | | | GE | | | | | | | µg/L |
| Zinc, total recoverable | 41 | 1 | | | | GE | | | | | | | µg/L |
| ***Organic Constituents*** | | | | | | | | | | | | | |
| Benzene | <1.0 | 1 | | | | GE | | | | | | | µg/L |
| Bis(2-ethylhexyl) phthalate | <10 | 1 | | | | GE | | | | | | | µg/L |
| Dichloromethane | <1.0 | 1 | | | | GE | | | | | | | µg/L |
| Phenols | <5.0 | 1 | | | | GE | | | | | | | µg/L |
| Tetrachloroethylene | 0.51 | 1 | JE | | | GE | | | | | | | µg/L |
| Trichloroethylene | <1.0 | 1 | | | | GE | | | | | | | µg/L |
| Trichlorofluoromethane | 6.9 | 1 | | ■ | | GE | | | | | | | µg/L |

Notes: Synchronous water levels are measured over approximately a 3–5 day period.
● = exceeded holding time.
■ = exceeded groundwater protection standard. See Appendix A.

## WELL FSB111D (cont.)

| Constituents | 1Q98 | DF | Mod | ST | H | Lab | 2Q98 | DF | Mod | ST | H | Lab | Unit |
|---|---|---|---|---|---|---|---|---|---|---|---|---|---|
| ***Radioactive Constituents*** | | | | | | | | | | | | | |
| Americium-241 | <2.5E-01 | 1 | UI | | | GP | | | | | | | pCi/L |
| Cesium-137 | <7.0E-01 | 1 | UI | | | GP | | | | | | | pCi/L |
| Cobalt-60 | <1.9E-02 | 1 | UI | | | GP | | | | | | | pCi/L |
| Curium-242 | <6.8E-02 | 1 | UI | | | GP | | | | | | | pCi/L |
| Curium-243/244 | <-1.9E-01 | 1 | UJI | | | GP | | | | | | | pCi/L |
| Curium-245/246 | <0.0E+00 | 1 | UI | | | GP | | | | | | | pCi/L |
| Gross alpha | 1.8E+00 | 1 | | | | GP | 1.1E+00 | 1 | | | | GP | pCi/L |
| Iodine-129 | <2.4E-01 | 1 | UJI1 | | | GP | | | | | | | pCi/L |
| Nonvolatile beta | 3.3E+00 | 1 | | | | GP | 2.5E+00 | 1 | | | | GP | pCi/L |
| Plutonium-238 | 7.4E-01 | 1 | UIV | | | GP | | | | | | | pCi/L |
| Plutonium-239/240 | <3.5E-02 | 1 | UI | | | GP | | | | | | | pCi/L |
| Radium-226 | 2.1E+00 | 1 | | | | GP | | | | | | | pCi/L |
| Radium-228 | 4.3E+00 | 1 | J | | | GP | | | | | | | pCi/L |
| Strontium-90 | <8.9E-01 | 1 | UI | | | GP | | | | | | | pCi/L |
| Technetium-99 | <-1.1E+01 | 1 | UI | | | GP | | | | | | | pCi/L |
| Thorium-228 | <1.4E-02 | 1 | UI | | | GP | | | | | | | pCi/L |
| Thorium-230 | <1.3E-02 | 1 | UI | | | GP | | | | | | | pCi/L |
| Thorium-232 | <-2.7E-02 | 1 | UJI | | | GP | | | | | | | pCi/L |
| Total alpha emitters | | | | | | | | | | | | | |
| Total beta emitters | 4.3E+00 | | | | | | | | | | | | pCi/L |
| Total radium | 6.4E+00 | | | | | | | | | | | | pCi/L |
| Tritium | 6.6E+00 | 1 | | | | GP | 6.4E+00 | 1 | | | | GP | pCi/mL |
| Uranium-233/234 | <1.3E-01 | 1 | UI | | | GP | | | | | | | pCi/L |
| Uranium-235 | <-1.0E-02 | 1 | UI | | | GP | | | | | | | pCi/L |
| Uranium-238 | <-1.9E-02 | 1 | UI | | | GP | | | | | | | pCi/L |

Notes: Synchronous water levels are measured over approximately a 3–5 day period.
● = exceeded holding time.
■ = exceeded groundwater protection standard. See Appendix A.

# WELL FSB112A

| SRS Coord. | Lat/Longitude | Screen Zone Elevation | Top of Casing | Casing | Pump | Screen Zone |
|---|---|---|---|---|---|---|
| N74231.4<br>E48809.1 | 33.269588 °N<br>81.682466 °W | 91.0-81.0 ft msl | 229.1 ft msl | 4" PVC | S | U. Congaree (IIA) |

| SAMPLE DATE | 01/22/98 | 04/06/98 |
|---|---|---|

FIELD DATA

| Constituents | 1Q98 | 2Q98 | Unit |
|---|---|---|---|
| Water elevation | 153.1 | 154.2 | ft msl |
| pH | 6.4 | 6.8 | pH |
| Sp. conductance | 140 | 160 | µS/cm |
| Water temperature | 17.0 | 19.7 | °C |
| Alkalinity as $CaCO_3$ | 36 | 46 | mg/L |
| Turbidity | 0 | 1 | NTU |
| Volumes purged | 3.5 | 2.1 | well vol |
| Sampling code | | | |
| Synchronous water level | 154.1 (03/19/98) | 153.9 (06/29/98) | ft msl |

ANALYTICAL DATA

| Constituents | 1Q98 | DF | Mod | ST | H | Lab | 2Q98 | DF | Mod | ST | H | Lab | Unit |
|---|---|---|---|---|---|---|---|---|---|---|---|---|---|
| ***Inorganic Constituents*** | | | | | | | | | | | | | |
| Antimony, total recoverable | <10 | 1 | | | | GE | | | | | | | µg/L |
| Arsenic, total recoverable | <5.0 | 1 | | | | GE | | | | | | | µg/L |
| Barium, total recoverable | 37 | 1 | | | | GE | | | | | | | µg/L |
| Cadmium, total recoverable | <5.0 | 1 | | | | GE | <1.0 | 1 | | | | GE | µg/L |
| Chromium, total recoverable | <5.0 | 1 | | | | GE | | | | | | | µg/L |
| Cobalt, total recoverable | 0.69 | 1 | JE | | | GE | | | | | | | µg/L |
| Copper, total recoverable | <5.0 | 1 | | | | GE | | | | | | | µg/L |
| Cyanide | <10 | 1 | | | | GE | | | | | | | µg/L |
| Lead, total recoverable | <5.0 | 1 | | | | GE | 0.27 | 1 | JE | | | GE | µg/L |
| Mercury, total recoverable | <0.20 | 1 | | | | GE | | | | | | | µg/L |
| Nickel, total recoverable | <5.0 | 1 | | | | GE | | | | | | | µg/L |
| Nitrate as nitrogen | | | | | | | | | | | | | |
| Nitrate-nitrite as nitrogen | 1,600 | 1 | V | | | GE | 3,100 | 3 | V | | | GE | µg/L |
| Selenium, total recoverable | <5.0 | 1 | | | | GE | | | | | | | µg/L |
| Silver, total recoverable | <5.0 | 1 | | | | GE | | | | | | | µg/L |
| Thallium, total recoverable | <5.0 | 1 | | | | GE | | | | | | | µg/L |
| Vanadium, total recoverable | 0.46 | 1 | JE | | | GE | | | | | | | µg/L |
| Zinc, total recoverable | <8.4 | 1 | V | | | GE | | | | | | | µg/L |
| ***Organic Constituents*** | | | | | | | | | | | | | |
| Benzene | <1.0 | 1 | J3 | | | GE | | | | | | | µg/L |
| Bis(2-ethylhexyl) phthalate | <11 | 1 | | | | GE | | | | | | | µg/L |
| Dichloromethane | <1.0 | 1 | | | | GE | | | | | | | µg/L |
| Phenols | <5.0 | 1 | | | | GE | | | | | | | µg/L |
| Tetrachloroethylene | <1.0 | 1 | | | | GE | | | | | | | µg/L |
| Trichloroethylene | <1.0 | 1 | J3 | | | GE | | | | | | | µg/L |
| Trichlorofluoromethane | <1.0 | 1 | | | | GE | | | | | | | µg/L |

Notes: Synchronous water levels are measured over approximately a 3–5 day period.
● = exceeded holding time.
■ = exceeded groundwater protection standard. See Appendix A.

## WELL FSB112A (cont.)

| Constituents | 1Q98 | DF | Mod | ST | H | Lab | 2Q98 | DF | Mod | ST | H | Lab | Unit |
|---|---|---|---|---|---|---|---|---|---|---|---|---|---|
| ***Radioactive Constituents*** | | | | | | | | | | | | | |
| Americium-241 | <4.4E-02 | 1 | UI | | | GP | | | | | | | pCi/L |
| Cesium-137 | <1.3E+00 | 1 | UI | | | GP | | | | | | | pCi/L |
| Cobalt-60 | <5.3E-02 | 1 | UI | | | GP | | | | | | | pCi/L |
| Curium-242 | <-1.5E-02 | 1 | UI | | | GP | | | | | | | pCi/L |
| Curium-243/244 | <-4.7E-02 | 1 | UI | | | GP | | | | | | | pCi/L |
| Curium-245/246 | <1.6E-02 | 1 | UI | | | GP | | | | | | | pCi/L |
| Gross alpha | 6.8E-01 | 1 | | | | GP | 9.5E-01 | 1 | J2 | | | GP | pCi/L |
| Iodine-129 | <6.0E-01 | 1 | UI | | | GP | | | | | | | pCi/L |
| Nonvolatile beta | 8.5E+00 | 1 | | | | GP | 1.5E+01 | 1 | | | | GP | pCi/L |
| Plutonium-238 | 8.7E-02 | 1 | UIV | | | GP | | | | | | | pCi/L |
| Plutonium-239/240 | <2.3E-02 | 1 | UI | | | GP | | | | | | | pCi/L |
| Radium-226 | 7.2E-01 | 1 | UIV | | | GP | | | | | | | pCi/L |
| Radium-228 | <1.1E-01 | 1 | UI | | | GP | | | | | | | pCi/L |
| Strontium-90 | 3.1E+00 | 1 | J | | | GP | | | | | | | pCi/L |
| Technetium-99 | <-1.1E+00 | 1 | UI | | | GP | | | | | | | pCi/L |
| Thorium-228 | <-7.0E-02 | 1 | UI | | | GP | | | | | | | pCi/L |
| Thorium-230 | <1.5E-01 | 1 | UI | | | GP | | | | | | | pCi/L |
| Thorium-232 | <7.2E-02 | 1 | UI | | | GP | | | | | | | pCi/L |
| Total alpha emitters | | | | | | | | | | | | | |
| Total beta emitters | 3.1E+00 | | | | | | | | | | | | pCi/L |
| Tritium | 4.5E+01 | 1 | | ■ | | GP | 9.1E+01 | 1 | | ■ | | GP | pCi/mL |
| Uranium-233/234 | <4.5E-02 | 1 | UI | | | GP | | | | | | | pCi/L |
| Uranium-235 | <0.0E+00 | 1 | UI | | | GP | | | | | | | pCi/L |
| Uranium-238 | <3.0E-03 | 1 | UI | | | GP | | | | | | | pCi/L |

Notes: Synchronous water levels are measured over approximately a 3–5 day period.
● = exceeded holding time.
■ = exceeded groundwater protection standard. See Appendix A.

## WELL FSB112C

| SRS Coord. | Lat/Longitude | Screen Zone Elevation | Top of Casing | Casing | Pump | Screen Zone |
|---|---|---|---|---|---|---|
| N74227.5<br>E48794.8 | 33.269556 °N<br>81.682496 °W | 139.1-129.1 ft msl | 229.1 ft msl | 4" PVC | S | Barnwell (IIB1) |

| SAMPLE DATE | 01/21/98 | 04/07/98 |
|---|---|---|

FIELD DATA

| Constituents | 1Q98 | 2Q98 | Unit |
|---|---|---|---|
| Water elevation | 201.2 | 206.6 | ft msl |
| pH | 4.0 | 5.2 | pH |
| Sp. conductance | 1060 | 580 | µS/cm |
| Water temperature | 17.0 | 16.0 | °C |
| Alkalinity as $CaCO_3$ | 0 | 4 | mg/L |
| Turbidity | 2 | 1 | NTU |
| Volumes purged | 2.5 | 2.9 | well vol |
| Sampling code | | | |
| Synchronous water level | 204.4 (03/19/98) | 203.8 (06/29/98) | ft msl |

ANALYTICAL DATA

| Constituents | 1Q98 | DF | Mod | ST | H | Lab | 2Q98 | DF | Mod | ST | H | Lab | Unit |
|---|---|---|---|---|---|---|---|---|---|---|---|---|---|
| ***Inorganic Constituents*** | | | | | | | | | | | | | |
| Antimony, total recoverable | <27 | 1 | | | | WA | | | | | | | µg/L |
| Arsenic, total recoverable | <40 | 1 | | | | WA | | | | | | | µg/L |
| Barium, total recoverable | 580 | 10 | | | | GE | | | | | | | µg/L |
| Cadmium, total recoverable | 28 | 10 | JE | ■ | | GE | 10 | 1 | | ■ | | GE | µg/L |
| Chromium, total recoverable | <1.1 | 1 | V | | | WA | | | | | | | µg/L |
| Cobalt, total recoverable | 260 | 10 | | ■ | | GE | | | | | | | µg/L |
| Copper, total recoverable | 23 | 1 | V | | | WA | | | | | | | µg/L |
| Cyanide | 9.3 | 1 | JE | | | GE | | | | | | | µg/L |
| Lead, total recoverable | 8.0 | 10 | JEV | | | GE | 0.55 | 1 | JE | | | GE | µg/L |
| Mercury, total recoverable | 0.53 | 1 | | | | GE | | | | | | | µg/L |
| Nickel, total recoverable | 79 | 10 | | | | GE | | | | | | | µg/L |
| Nitrate as nitrogen | | | | | | | | | | | | | |
| Nitrate-nitrite as nitrogen | 230,000 | 120 | V | ■ | | GE | 69,000 | 40 | V | ■ | | GE | µg/L |
| Selenium, total recoverable | <50 | 10 | | | | GE | | | | | | | µg/L |
| Silver, total recoverable | <5.0 | 1 | | | | WA | | | | | | | µg/L |
| Thallium, total recoverable | 7.4 | 1 | JE | ■ | | WA | | | | | | | µg/L |
| Vanadium, total recoverable | <6.9 | 1 | | | | WA | | | | | | | µg/L |
| Zinc, total recoverable | 170 | 10 | V | | | GE | | | | | | | µg/L |
| ***Organic Constituents*** | | | | | | | | | | | | | |
| Benzene | <1.0 | 1 | | | | GE | | | | | | | µg/L |
| Bis(2-ethylhexyl) phthalate | <1.3 | 1 | V | | | WA | | | | | | | µg/L |
| Dichloromethane | <1.1 | 1 | V | | | WA | | | | | | | µg/L |
| Phenols | <5.0 | 1 | | | | GE | | | | | | | µg/L |
| Tetrachloroethylene | <1.0 | 1 | | | | GE | | | | | | | µg/L |
| Trichloroethylene | <1.0 | 1 | | | | GE | | | | | | | µg/L |
| Trichlorofluoromethane | <1.0 | 1 | | | | GE | | | | | | | µg/L |

Notes: Synchronous water levels are measured over approximately a 3–5 day period.
● = exceeded holding time.
■ = exceeded groundwater protection standard. See Appendix A.

## WELL FSB112C (cont.)

| Constituents | 1Q98 | DF | Mod | ST | H | Lab | 2Q98 | DF | Mod | ST | H | Lab | Unit |
|---|---|---|---|---|---|---|---|---|---|---|---|---|---|
| ***Radioactive Constituents*** | | | | | | | | | | | | | |
| Americium-241 | <4.2E-01 | 1 | UI | | | GP | | | | | | | pCi/L |
| Cesium-137 | <5.4E-01 | 1 | UI | | | TM | | | | | | | pCi/L |
| Cobalt-60 | <7.8E-01 | 1 | UI | | | GP | | | | | | | pCi/L |
| Curium-242 | 8.2E-01 | 1 | R4 | | | TM | | | | | | | pCi/L |
| Curium-243/244 | 1.4E+00 | 1 | R4 | | | TM | | | | | | | pCi/L |
| Curium-245/246 | <7.2E-02 | 1 | UI | | | GP | | | | | | | pCi/L |
| Gross alpha | 5.0E+02 | 1 | | ■ | | TM | 5.8E+01 | 1 | | ■ | | GP | pCi/L |
| Iodine-129 | 8.4E+01 | 1 | | ■ | | GP | | | | | | | pCi/L |
| Nonvolatile beta | 2.3E+03 | 1 | J | ■ | | TM | 6.2E+02 | 1 | V | ■ | | GP | pCi/L |
| Plutonium-238 | <-6.0E-02 | 1 | UI | | | TM | | | | | | | pCi/L |
| Plutonium-239/240 | <6.0E-02 | 1 | UI | | | TM | | | | | | | pCi/L |
| Radium-226 | 1.2E+02 | 1 | | ■ | | GP | | | | | | | pCi/L |
| Radium-228 | 6.2E+02 | 1 | R4 | ■ | | TM | | | | | | | pCi/L |
| Strontium-90 | 9.0E+02 | 1 | V | ■ | | GP | | | | | | | pCi/L |
| Technetium-99 | 3.2E+02 | 1 | | ■ | | TM | | | | | | | pCi/L |
| Thorium-228 | 1.2E+00 | 1 | | | | GP | | | | | | | pCi/L |
| Thorium-230 | 5.8E-01 | 1 | | | | TM | | | | | | | pCi/L |
| Thorium-232 | <0.0E+00 | 1 | UI | | | GP | | | | | | | pCi/L |
| Total alpha emitters | 1.2E+01 | | | | | | | | | | | | pCi/L |
| Total beta emitters | 1.3E+03 | | | ■ | | | | | | | | | pCi/L |
| Total radium | 7.4E+02 | | | | | | | | | | | | pCi/L |
| Tritium | 8.0E+03 | 1 | | ■ | | TM | 2.5E+03 | 1 | | ■ | | GP | pCi/mL |
| Uranium-233/234 | 5.8E+00 | 1 | V | | | GP | | | | | | | pCi/L |
| Uranium-235 | 8.5E-01 | 1 | . | | | TM | | | | | | | pCi/L |
| Uranium-238 | 4.0E+00 | 1 | | | | TM | | | | | | | pCi/L |

Notes: Synchronous water levels are measured over approximately a 3–5 day period.
● = exceeded holding time.
■ = exceeded groundwater protection standard. See Appendix A.

# WELL FSB112D

| SRS Coord. | Lat/Longitude | Screen Zone Elevation | Top of Casing | Casing | Pump | Screen Zone |
|---|---|---|---|---|---|---|
| N74223.7<br>E48780.0 | 33.269523 °N<br>81.682527 °W | 208.9-188.9 ft msl | 229.6 ft msl | 4" PVC | S | Water Table (IIB2) |

| SAMPLE DATE | 01/21/98 | 04/07/98 |
|---|---|---|

FIELD DATA

| Constituents | 1Q98 | 2Q98 | Unit |
|---|---|---|---|
| Water elevation | 205.1 | 208.7 | ft msl |
| pH | 3.8 | 3.6 | pH |
| Sp. conductance | 280 | 260 | µS/cm |
| Water temperature | 17.0 | 16.0 | °C |
| Alkalinity as $CaCO_3$ | 0 | 0 | mg/L |
| Turbidity | 1 | 2 | NTU |
| Volumes purged | 5.6 | 6.8 | well vol |
| Sampling code | | | |
| Synchronous water level | 208.7 (03/19/98) | 208.3 (06/29/98) | ft msl |

ANALYTICAL DATA

| Constituents | 1Q98 | DF | Mod | ST | H | Lab | 2Q98 | DF | Mod | ST | H | Lab | Unit |
|---|---|---|---|---|---|---|---|---|---|---|---|---|---|
| ***Inorganic Constituents*** | | | | | | | | | | | | | |
| Antimony, total recoverable | <20 | 2 | | | | GE | | | | | | | µg/L |
| Arsenic, total recoverable | <10 | 2 | | | | GE | | | | | | | µg/L |
| Barium, total recoverable | 250 | 2 | | | | GE | | | | | | | µg/L |
| Cadmium, total recoverable | 3.9 | 2 | JE | | | GE | 4.1 | 1 | | | | GE | µg/L |
| Chromium, total recoverable | 8.5 | 2 | JE | | | GE | | | | | | | µg/L |
| Cobalt, total recoverable | 16 | 2 | | ■ | | GE | | | | | | | µg/L |
| Copper, total recoverable | 85 | 2 | | | | GE | | | | | | | µg/L |
| Cyanide | <10 | 1 | | | | GE | | | | | | | µg/L |
| Lead, total recoverable | <2.6 | 2 | JEV | | | GE | 1.2 | 1 | JE | | | GE | µg/L |
| Mercury, total recoverable | 0.70 | 1 | | | | GE | | | | | | | µg/L |
| Nickel, total recoverable | 12 | 2 | | | | GE | | | | | | | µg/L |
| Nitrate as nitrogen | | | | | | | | | | | | | |
| Nitrate-nitrite as nitrogen | 31,000 | 40 | V | ■ | | GE | 26,000 | 20 | V | ■ | | GE | µg/L |
| Selenium, total recoverable | <10 | 2 | | | | GE | | | | | | | µg/L |
| Silver, total recoverable | <10 | 2 | | | | GE | | | | | | | µg/L |
| Thallium, total recoverable | <10 | 2 | | | | GE | | | | | | | µg/L |
| Vanadium, total recoverable | 1.6 | 2 | JE | | | GE | | | | | | | µg/L |
| Zinc, total recoverable | 30 | 2 | V | | | GE | | | | | | | µg/L |
| ***Organic Constituents*** | | | | | | | | | | | | | |
| Benzene | <1.0 | 1 | | | | GE | | | | | | | µg/L |
| Bis(2-ethylhexyl) phthalate | <11 | 1 | | | | GE | | | | | | | µg/L |
| Dichloromethane | <1.8 | 1 | V | | | GE | | | | | | | µg/L |
| Phenols | <5.0 | 1 | | | | GE | | | | | | | µg/L |
| Tetrachloroethylene | <1.0 | 1 | | | | GE | | | | | | | µg/L |
| Trichloroethylene | <1.0 | 1 | | | | GE | | | | | | | µg/L |
| Trichlorofluoromethane | <1.0 | 1 | | | | GE | | | | | | | µg/L |

Notes: Synchronous water levels are measured over approximately a 3–5 day period.
● = exceeded holding time.
■ = exceeded groundwater protection standard. See Appendix A.

## WELL FSB112D (cont.)

| Constituents | 1Q98 | DF | Mod | ST | H | Lab | 2Q98 | DF | Mod | ST | H | Lab | Unit |
|---|---|---|---|---|---|---|---|---|---|---|---|---|---|
| ***Radioactive Constituents*** | | | | | | | | | | | | | |
| Americium-241 | <3.0E-01 | 1 | UI | | | GP | | | | | | | pCi/L |
| Cesium-137 | <1.8E+00 | 1 | UI | | | GP | | | | | | | pCi/L |
| Cobalt-60 | <1.9E+00 | 1 | UI | | | GP | | | | | | | pCi/L |
| Curium-242 | <7.0E-02 | 1 | UI | | | GP | | | | | | | pCi/L |
| Curium-243/244 | <2.8E-01 | 1 | UJI | | | GP | | | | | | | pCi/L |
| Curium-245/246 | <-2.2E-02 | 1 | UI | | | GP | | | | | | | pCi/L |
| Gross alpha | 8.1E+01 | 1 | | ■ | | GP | 3.6E+01 | 1 | | ■ | | GP | pCi/L |
| Iodine-129 | 8.6E+00 | 1 | | | | GP | | | | | | | pCi/L |
| Nonvolatile beta | 1.0E+03 | 1 | | ■ | | GP | 8.2E+02 | 1 | V | ■ | | GP | pCi/L |
| Plutonium-238 | <7.8E-01 | 1 | UI | | | GP | | | | | | | pCi/L |
| Plutonium-239/240 | <-1.9E-02 | 1 | UI | | | GP | | | | | | | pCi/L |
| Radium-226 | 2.6E+01 | 1 | | ■ | | GP | | | | | | | pCi/L |
| Radium-228 | 1.1E+01 | 1 | | ■ | | GP | | | | | | | pCi/L |
| Strontium-90 | 2.9E+02 | 1 | V | ■ | | GP | | | | | | | pCi/L |
| Technetium-99 | <1.7E+01 | 1 | UI | | | GP | | | | | | | pCi/L |
| Thorium-228 | <4.1E-01 | 1 | UI | | | GP | | | | | | | pCi/L |
| Thorium-230 | 5.0E-01 | 1 | UIV | | | GP | | | | | | | pCi/L |
| Thorium-232 | <2.8E-02 | 1 | UI | | | GP | | | | | | | pCi/L |
| Total alpha emitters | 1.1E+01 | | | | | | | | | | | | pCi/L |
| Total beta emitters | 3.1E+02 | | | ■ | | | | | | | | | pCi/L |
| Total radium | 3.7E+01 | | | | | | | | | | | | pCi/L |
| Tritium | 9.1E+02 | 1 | | ■ | | GP | 7.2E+02 | 1 | | ■ | | GP | pCi/mL |
| Uranium-233/234 | 6.6E+00 | 1 | V | | | GP | | | | | | | pCi/L |
| Uranium-235 | 7.5E-01 | 1 | | | | GP | | | | | | | pCi/L |
| Uranium-238 | 4.0E+00 | 1 | | | | GP | | | | | | | pCi/L |

Notes: Synchronous water levels are measured over approximately a 3–5 day period.
● = exceeded holding time.
■ = exceeded groundwater protection standard. See Appendix A.

# WELL FSB113A

| SRS Coord. | Lat/Longitude | Screen Zone Elevation | Top of Casing | Casing | Pump | Screen Zone |
|---|---|---|---|---|---|---|
| N74167.5<br>E51068.1 | 33.273133 °N<br>81.676395 °W | 91.3-81.0 ft msl | 223.2 ft msl | 4" PVC | S | U. Congaree (IIA) |

| SAMPLE DATE | 01/07/98 | 04/06/98 |
|---|---|---|

FIELD DATA

| Constituents | 1Q98 | 2Q98 | Unit |
|---|---|---|---|
| Water elevation | 159.2 | 161.0 | ft msl |
| pH | 11.5 | 11.2 | pH |
| Sp. conductance | 2100 | 2100 | µS/cm |
| Water temperature | 19.2 | 18.8 | °C |
| Alkalinity as $CaCO_3$ | 415 | 450 | mg/L |
| Turbidity | 1 | .7 | NTU |
| Volumes purged | 0.058 | 0.76 | well vol |
| Sampling code | XN | XN | |
| Synchronous water level | 160.7 (03/18/98) | 161.0 (06/30/98) | ft msl |

ANALYTICAL DATA

| Constituents | 1Q98 | DF | Mod | ST | H | Lab | 2Q98 | DF | Mod | ST | H | Lab | Unit |
|---|---|---|---|---|---|---|---|---|---|---|---|---|---|
| ***Inorganic Constituents*** | | | | | | | | | | | | | |
| Antimony, total recoverable | 3.1 | 1 | JE | | | GE | | | | | | | µg/L |
| Arsenic, total recoverable | <5.0 | 1 | | | | GE | | | | | | | µg/L |
| Barium, total recoverable | 250 | 1 | | | | GE | | | | | | | µg/L |
| Cadmium, total recoverable | <5.0 | 1 | | | | GE | <1.0 | 1 | | | | GE | µg/L |
| Chromium, total recoverable | 3.4 | 1 | JE | | | GE | | | | | | | µg/L |
| Cobalt, total recoverable | <5.0 | 1 | | | | GE | | | | | | | µg/L |
| Copper, total recoverable | 2.4 | 1 | JE | | | GE | | | | | | | µg/L |
| Cyanide | <10 | 1 | J1 | | ● | GE | | | | | | | µg/L |
| Lead, total recoverable | 40 | 1 | | ■ | | GE | 2.5 | 1 | | | | GE | µg/L |
| Mercury, total recoverable | 0.36 | 1 | | | | GE | | | | | | | µg/L |
| Nickel, total recoverable | <5.0 | 1 | | | | GE | | | | | | | µg/L |
| Nitrate as nitrogen | | | | | | | | | | | | | |
| Nitrate-nitrite as nitrogen | 5,100 | 3 | | | | GE | 4,000 | 3 | V | | | GE | µg/L |
| Selenium, total recoverable | <2.1 | 1 | JEV | | | GE | | | | | | | µg/L |
| Silver, total recoverable | <5.0 | 1 | | | | GE | | | | | | | µg/L |
| Thallium, total recoverable | <5.0 | 1 | | | | GE | | | | | | | µg/L |
| Vanadium, total recoverable | 7.7 | 1 | | ■ | | GE | | | | | | | µg/L |
| Zinc, total recoverable | 17 | 1 | V | | | GE | | | | | | | µg/L |
| ***Organic Constituents*** | | | | | | | | | | | | | |
| Benzene | <1.0 | 1 | | | | GE | | | | | | | µg/L |
| Bis(2-ethylhexyl) phthalate | <10 | 1 | | | | GE | | | | | | | µg/L |
| Dichloromethane | <1.0 | 1 | | | | GE | | | | | | | µg/L |
| Phenols | <5.0 | 1 | | | | GE | | | | | | | µg/L |
| Tetrachloroethylene | <1.0 | 1 | | | | GE | | | | | | | µg/L |
| Trichloroethylene | <1.0 | 1 | | | | GE | | | | | | | µg/L |
| Trichlorofluoromethane | <1.0 | 1 | | | | GE | | | | | | | µg/L |

Notes: Synchronous water levels are measured over approximately a 3–5 day period.
● = exceeded holding time.
■ = exceeded groundwater protection standard. See Appendix A.

## WELL FSB113A (cont.)

| Constituents | 1Q98 | DF | Mod | ST | H | Lab | 2Q98 | DF | Mod | ST | H | Lab | Unit |
|---|---|---|---|---|---|---|---|---|---|---|---|---|---|
| ***Radioactive Constituents*** | | | | | | | | | | | | | |
| Americium-241 | <1.4E-01 | 1 | UI | | | GP | | | | | | | pCi/L |
| Cesium-137 | <1.2E+00 | 1 | UI | | | GP | | | | | | | pCi/L |
| Cobalt-60 | <-4.9E-01 | 1 | UI | | | GP | | | | | | | pCi/L |
| Curium-242 | <-1.1E-02 | 1 | UI | | | GP | | | | | | | pCi/L |
| Curium-243/244 | <-6.7E-02 | 1 | UI | | | GP | | | | | | | pCi/L |
| Curium-245/246 | <1.2E-02 | 1 | UI | | | GP | | | | | | | pCi/L |
| Gross alpha | 7.9E+00 | 1 | | | | GP | 5.3E+00 | 1 | J2 | | | GP | pCi/L |
| Iodine-129 | 8.9E-01 | 1 | R4 | | | GP | | | | | | | pCi/L |
| Nonvolatile beta | 1.1E+01 | 1 | | | | GP | 6.7E+00 | 1 | | | | GP | pCi/L |
| Plutonium-238 | 1.6E+00 | 1 | UIV | | | GP | | | | | | | pCi/L |
| Plutonium-239/240 | <2.1E-01 | 1 | UJI | | | GP | | | | | | | pCi/L |
| Radium-226 | 2.0E+00 | 1 | | | | GP | | | | | | | pCi/L |
| Radium-228 | 2.5E+00 | 1 | J | | | GP | | | | | | | pCi/L |
| Strontium-90 | <2.6E-01 | 1 | UI | | | GP | | | | | | | pCi/L |
| Technetium-99 | <2.9E+00 | 1 | UI | | | GP | | | | | | | pCi/L |
| Thorium-228 | <2.2E-01 | 1 | UI | | | GP | | | | | | | pCi/L |
| Thorium-230 | <-4.1E-04 | 1 | UI | | | GP | | | | | | | pCi/L |
| Thorium-232 | <-2.1E-02 | 1 | UI | | | GP | | | | | | | pCi/L |
| Total alpha emitters | 1.2E+00 | | | | | | | | | | | | pCi/L |
| Total beta emitters | 2.5E+00 | | | | | | | | | | | | pCi/L |
| Total radium | 4.5E+00 | | | | | | | | | | | | pCi/L |
| Tritium | 1.2E+02 | 1 | | ■ | | GP | 1.1E+02 | 1 | | ■ | | GP | pCi/mL |
| Uranium-233/234 | 1.2E+00 | 1 | | | | GP | | | | | | | pCi/L |
| Uranium-235 | <-1.5E-02 | 1 | UI | | | GP | | | | | | | pCi/L |
| Uranium-238 | <0.0E+00 | 1 | UI | | | GP | | | | | | | pCi/L |

Notes: Synchronous water levels are measured over approximately a 3–5 day period.
● = exceeded holding time.
■ = exceeded groundwater protection standard. See Appendix A.

# WELL FSB113C

| SRS Coord. | Lat/Longitude | Screen Zone Elevation | Top of Casing | Casing | Pump | Screen Zone |
|---|---|---|---|---|---|---|
| N74160.7<br>E51084.2 | 33.273144 °N<br>81.676339 °W | 164.0-154.0 ft msl | 222.9 ft msl | 4" PVC | S | Barnwell (IIB1) |

| SAMPLE DATE | 01/07/98 | 04/06/98 |
|---|---|---|

FIELD DATA

| Constituents | 1Q98 | 2Q98 | Unit |
|---|---|---|---|
| Water elevation | 202.3 | 204.8 | ft msl |
| pH | 9.7 | 7.3 | pH |
| Sp. conductance | 130 | 140 | µS/cm |
| Water temperature | 18.6 | 19.1 | °C |
| Alkalinity as $CaCO_3$ | 35 | 46 | mg/L |
| Turbidity | 2 | 1.7 | NTU |
| Volumes purged | 0.032 | 0.81 | well vol |
| Sampling code | XN | XN | |
| Synchronous water level | 204.8 (03/18/98) | 203.7 (06/30/98) | ft msl |

ANALYTICAL DATA

| Constituents | 1Q98 | DF | Mod | ST | H | Lab | 2Q98 | DF | Mod | ST | H | Lab | Unit |
|---|---|---|---|---|---|---|---|---|---|---|---|---|---|
| ***Inorganic Constituents*** | | | | | | | | | | | | | |
| Antimony, total recoverable | <10 | 1 | | | | GE | | | | | | | µg/L |
| Arsenic, total recoverable | <5.0 | 1 | | | | GE | | | | | | | µg/L |
| Barium, total recoverable | 46 | 1 | | | | GE | | | | | | | µg/L |
| Cadmium, total recoverable | <5.0 | 1 | | | | GE | 0.41 | 1 | JE | | | GE | µg/L |
| Chromium, total recoverable | 1.4 | 1 | JE | | | GE | | | | | | | µg/L |
| Cobalt, total recoverable | <5.0 | 1 | | | | GE | | | | | | | µg/L |
| Copper, total recoverable | 1.9 | 1 | JE | | | GE | | | | | | | µg/L |
| Cyanide | <10 | 1 | J1 | | ● | GE | | | | | | | µg/L |
| Lead, total recoverable | 1.8 | 1 | JE | | | GE | 5.5 | 1 | | | | GE | µg/L |
| Mercury, total recoverable | <0.20 | 1 | | | | GE | | | | | | | µg/L |
| Nickel, total recoverable | <5.0 | 1 | | | | GE | | | | | | | µg/L |
| Nitrate as nitrogen | | | | | | | | | | | | | |
| Nitrate-nitrite as nitrogen | 5,000 | 3 | | | | GE | 4,900 | 5 | V | | | GE | µg/L |
| Selenium, total recoverable | <5.0 | 1 | | | | GE | | | | | | | µg/L |
| Silver, total recoverable | <5.0 | 1 | | | | GE | | | | | | | µg/L |
| Thallium, total recoverable | <5.0 | 1 | | | | GE | | | | | | | µg/L |
| Vanadium, total recoverable | 0.44 | 1 | JE | | | GE | | | | | | | µg/L |
| Zinc, total recoverable | 7.5 | 1 | V | | | GE | | | | | | | µg/L |
| ***Organic Constituents*** | | | | | | | | | | | | | |
| Benzene | <1.0 | 1 | | | | GE | | | | | | | µg/L |
| Bis(2-ethylhexyl) phthalate | <10 | 1 | | | | GE | | | | | | | µg/L |
| Dichloromethane | <1.0 | 1 | | | | GE | | | | | | | µg/L |
| Phenols | <5.0 | 1 | | | | GE | | | | | | | µg/L |
| Tetrachloroethylene | 5.3 | 1 | J | ■ | | GE | | | | | | | µg/L |
| Trichloroethylene | 0.73 | 1 | JE | | | GE | | | | | | | µg/L |
| Trichlorofluoromethane | 0.46 | 1 | JE | | | GE | | | | | | | µg/L |

Notes: Synchronous water levels are measured over approximately a 3–5 day period.
● = exceeded holding time.
■ = exceeded groundwater protection standard. See Appendix A.

## WELL FSB113C (cont.)

| Constituents | 1Q98 | DF | Mod | ST | H | Lab | 2Q98 | DF | Mod | ST | H | Lab | Unit |
|---|---|---|---|---|---|---|---|---|---|---|---|---|---|
| ***Radioactive Constituents*** | | | | | | | | | | | | | |
| Americium-241 | <7.7E-02 | 1 | UI | | | GP | | | | | | | pCi/L |
| Cesium-137 | <9.9E-01 | 1 | UI | | | GP | | | | | | | pCi/L |
| Cobalt-60 | <-2.0E+00 | 1 | UI | | | GP | | | | | | | pCi/L |
| Curium-242 | <-1.0E-02 | 1 | UI | | | GP | | | | | | | pCi/L |
| Curium-243/244 | <-2.9E-02 | 1 | UI | | | GP | | | | | | | pCi/L |
| Curium-245/246 | <3.7E-02 | 1 | UI | | | GP | | | | | | | pCi/L |
| Gross alpha | <9.0E-01 | 1 | UI | | | GP | 6.9E-01 | 1 | J2 | | | GP | pCi/L |
| Iodine-129 | <4.4E-01 | 1 | UI | | | GP | | | | | | | pCi/L |
| Nonvolatile beta | 3.0E+00 | 1 | | | | GP | 2.6E+00 | 1 | | | | GP | pCi/L |
| Plutonium-238 | 1.9E+00 | 1 | UIV | | | GP | | | | | | | pCi/L |
| Plutonium-239/240 | 5.6E-01 | 1 | J | | | GP | | | | | | | pCi/L |
| Radium-226 | 4.8E-01 | 1 | UIV | | | GP | | | | | | | pCi/L |
| Radium-228 | 2.7E+00 | 1 | J | | | GP | | | | | | | pCi/L |
| Strontium-90 | <1.5E-01 | 1 | UI | | | GP | | | | | | | pCi/L |
| Technetium-99 | <-5.6E+00 | 1 | UI | | | GP | | | | | | | pCi/L |
| Thorium-228 | <5.9E-02 | 1 | UI | | | GP | | | | | | | pCi/L |
| Thorium-230 | <5.9E-02 | 1 | UI | | | GP | | | | | | | pCi/L |
| Thorium-232 | <2.6E-02 | 1 | UI | | | GP | | | | | | | pCi/L |
| Total alpha emitters | 2.1E+00 | | | | | | | | | | | | pCi/L |
| Total beta emitters | 2.7E+00 | | | | | | | | | | | | pCi/L |
| Total radium | 2.7E+00 | | | | | | | | | | | | pCi/L |
| Tritium | 6.2E+01 | 1 | | ■ | | GP | 7.2E+01 | 1 | | ■ | | GP | pCi/mL |
| Uranium-233/234 | 1.5E+00 | 1 | | | | GP | | | | | | | pCi/L |
| Uranium-235 | <1.4E-01 | 1 | .UI | | | GP | | | | | | | pCi/L |
| Uranium-238 | <-1.1E-02 | 1 | UI | | | GP | | | | | | | pCi/L |

Notes: Synchronous water levels are measured over approximately a 3–5 day period.
● = exceeded holding time.
■ = exceeded groundwater protection standard. See Appendix A.

# WELL FSB113D

| SRS Coord. | Lat/Longitude | Screen Zone Elevation | Top of Casing | Casing | Pump | Screen Zone |
|---|---|---|---|---|---|---|
| N74154.8<br>E51098.4 | 33.273154 °N<br>81.676290 °W | 209.6-189.6 ft msl | 222.5 ft msl | 4" PVC | S | Water Table (IIB2) |

| SAMPLE DATE | 01/07/98 | 04/06/98 |
|---|---|---|

FIELD DATA

| Constituents | 1Q98 | 2Q98 | Unit |
|---|---|---|---|
| Water elevation | 207.0 | 210.9 | ft msl |
| pH | 4.5 | 4.5 | pH |
| Sp. conductance | 20 | 25 | µS/cm |
| Water temperature | 21.6 | 16.9 | °C |
| Alkalinity as $CaCO_3$ | 0 | 0 | mg/L |
| Turbidity | 7 | 4 | NTU |
| Volumes purged | 4.1 | 3.2 | well vol |
| Sampling code | | | |
| Synchronous water level | 210.8 (03/18/98) | 208.8 (06/30/98) | ft msl |

ANALYTICAL DATA

| Constituents | 1Q98 | DF | Mod | ST | H | Lab | 2Q98 | DF | Mod | ST | H | Lab | Unit |
|---|---|---|---|---|---|---|---|---|---|---|---|---|---|
| ***Inorganic Constituents*** | | | | | | | | | | | | | |
| Antimony, total recoverable | <10 | 1 | | | | GE | | | | | | | µg/L |
| Arsenic, total recoverable | <5.0 | 1 | | | | GE | | | | | | | µg/L |
| Barium, total recoverable | 4.8 | 1 | JE | | | GE | | | | | | | µg/L |
| Cadmium, total recoverable | <5.0 | 1 | | | | GE | <1.0 | 1 | | | | GE | µg/L |
| Chromium, total recoverable | 19 | 1 | | | | GE | | | | | | | µg/L |
| Cobalt, total recoverable | <5.0 | 1 | | | | GE | | | | | | | µg/L |
| Copper, total recoverable | 15 | 1 | | | | GE | | | | | | | µg/L |
| Cyanide | <10 | 1 | J1 | | ● | GE | | | | | | | µg/L |
| Lead, total recoverable | 2.3 | 1 | JE | | | GE | 1.8 | 1 | JE | | | GE | µg/L |
| Mercury, total recoverable | <0.20 | 1 | | | | GE | | | | | | | µg/L |
| Nickel, total recoverable | 13 | 1 | | | | GE | | | | | | | µg/L |
| Nitrate as nitrogen | | | | | | | | | | | | | |
| Nitrate-nitrite as nitrogen | 660 | 1 | | | | GE | 670 | 1 | V | | | GE | µg/L |
| Selenium, total recoverable | <1.9 | 1 | JEV | | | GE | | | | | | | µg/L |
| Silver, total recoverable | <5.0 | 1 | | | | GE | | | | | | | µg/L |
| Thallium, total recoverable | <5.0 | 1 | | | | GE | | | | | | | µg/L |
| Vanadium, total recoverable | 0.51 | 1 | JE | | | GE | | | | | | | µg/L |
| Zinc, total recoverable | 10 | 1 | V | | | GE | | | | | | | µg/L |
| ***Organic Constituents*** | | | | | | | | | | | | | |
| Benzene | <1.0 | 1 | J | | | GE | | | | | | | µg/L |
| Bis(2-ethylhexyl) phthalate | <10 | 1 | | | | GE | | | | | | | µg/L |
| Dichloromethane | <1.0 | 1 | J | | | GE | | | | | | | µg/L |
| Phenols | <5.0 | 1 | | | | GE | | | | | | | µg/L |
| Tetrachloroethylene | <1.0 | 1 | J | | | GE | | | | | | | µg/L |
| Trichloroethylene | <1.0 | 1 | J | | | GE | | | | | | | µg/L |
| Trichlorofluoromethane | <1.0 | 1 | J | | | GE | | | | | | | µg/L |

Notes: Synchronous water levels are measured over approximately a 3–5 day period.
● = exceeded holding time.
■ = exceeded groundwater protection standard. See Appendix A.

## WELL FSB113D (cont.)

| Constituents | 1Q98 | DF | Mod | ST | H | Lab | 2Q98 | DF | Mod | ST | H | Lab | Unit |
|---|---|---|---|---|---|---|---|---|---|---|---|---|---|
| ***Radioactive Constituents*** | | | | | | | | | | | | | |
| Americium-241 | <-1.8E-02 | 1 | UI | | | GP | | | | | | | pCi/L |
| Cesium-137 | <2.6E-02 | 1 | UI | | | GP | | | | | | | pCi/L |
| Cobalt-60 | <-2.5E-01 | 1 | UI | | | GP | | | | | | | pCi/L |
| Curium-242 | <-6.2E-02 | 1 | UI | | | GP | | | | | | | pCi/L |
| Curium-243/244 | <1.7E-01 | 1 | UI | | | GP | | | | | | | pCi/L |
| Curium-245/246 | <5.4E-02 | 1 | UI | | | GP | | | | | | | pCi/L |
| Gross alpha | 6.8E-01 | 1 | | | | GP | 8.8E-01 | 1 | J2 | | | GP | pCi/L |
| Iodine-129 | <5.4E-01 | 1 | UI | | | GP | | | | | | | pCi/L |
| Nonvolatile beta | 1.4E+00 | 1 | | | | GP | <1.2E+00 | 1 | UI | | | GP | pCi/L |
| Plutonium-238 | 2.4E+00 | 1 | V | | | GP | | | | | | | pCi/L |
| Plutonium-239/240 | <4.1E-01 | 1 | UJI | | | GP | | | | | | | pCi/L |
| Radium-226 | <3.4E-01 | 1 | UI | | | GP | | | | | | | pCi/L |
| Radium-228 | 3.5E+00 | 1 | J | | | GP | | | | | | | pCi/L |
| Strontium-90 | <-2.6E-01 | 1 | UI | | | GP | | | | | | | pCi/L |
| Technetium-99 | <-1.4E+01 | 1 | UI | | | GP | | | | | | | pCi/L |
| Thorium-228 | <-6.0E-03 | 1 | UI | | | GP | | | | | | | pCi/L |
| Thorium-230 | 8.3E-02 | 1 | UIV | | | GP | | | | | | | pCi/L |
| Thorium-232 | <5.0E-03 | 1 | UI | | | GP | | | | | | | pCi/L |
| Total alpha emitters | 4.5E+00 | | | | | | | | | | | | pCi/L |
| Total beta emitters | 3.5E+00 | | | | | | | | | | | | pCi/L |
| Total radium | 3.5E+00 | | | | | | | | | | | | pCi/L |
| Tritium | 6.2E+00 | 1 | | | | GP | 1.0E+01 | 1 | | | | GP | pCi/mL |
| Uranium-233/234 | 1.8E+00 | 1 | | | | GP | | | | | | | pCi/L |
| Uranium-235 | 3.4E-01 | 1 | | | | GP | | | | | | | pCi/L |
| Uranium-238 | <3.4E-02 | 1 | UI | | | GP | | | | | | | pCi/L |

Notes: Synchronous water levels are measured over approximately a 3–5 day period.
● = exceeded holding time.
■ = exceeded groundwater protection standard. See Appendix A.

# WELL FSB114A

| SRS Coord. | Lat/Longitude | Screen Zone Elevation | Top of Casing | Casing | Pump | Screen Zone |
|---|---|---|---|---|---|---|
| N75297.4<br>E52046.6 | 33.277229 °N<br>81.676014 °W | 105.0-95.2 ft msl | 252 ft msl | 4" PVC | S | U. Congaree (IIA) |

| SAMPLE DATE | 01/06/98 | 04/02/98 |
|---|---|---|

FIELD DATA

| Constituents | 1Q98 | 2Q98 | Unit |
|---|---|---|---|
| Water elevation | 155.3 | 156.2 | ft msl |
| pH | 7.5 | 6.9 | pH |
| Sp. conductance | 170 | 190 | µS/cm |
| Water temperature | 20.4 | 19.7 | °C |
| Alkalinity as $CaCO_3$ | 76 | 78 | mg/L |
| Turbidity | 1 | 2 | NTU |
| Volumes purged | 2.4 | 2.2 | well vol |
| Sampling code | | | |
| Synchronous water level | 156.3 (03/18/98) | 156.3 (06/29/98) | ft msl |

ANALYTICAL DATA

| Constituents | 1Q98 | DF | Mod | ST | H | Lab | 2Q98 | DF | Mod | ST | H | Lab | Unit |
|---|---|---|---|---|---|---|---|---|---|---|---|---|---|
| ***Inorganic Constituents*** | | | | | | | | | | | | | |
| Antimony, total recoverable | <10 | 1 | | | | GE | | | | | | | µg/L |
| Arsenic, total recoverable | <5.0 | 1 | | | | GE | | | | | | | µg/L |
| Barium, total recoverable | 31 | 1 | | | | GE | | | | | | | µg/L |
| Cadmium, total recoverable | <5.0 | 1 | | | | GE | <1.0 | 1 | | | | GE | µg/L |
| Chromium, total recoverable | 1.3 | 1 | JE | | | GE | | | | | | | µg/L |
| Cobalt, total recoverable | <5.0 | 1 | | | | GE | | | | | | | µg/L |
| Copper, total recoverable | <5.0 | 1 | | | | GE | | | | | | | µg/L |
| Cyanide | <10 | 1 | J1 | | ● | GE | | | | | | | µg/L |
| Lead, total recoverable | <2.1 | 1 | JEV | | | GE | <2.0 | 1 | | | | GE | µg/L |
| Mercury, total recoverable | <0.20 | 1 | | | | GE | | | | | | | µg/L |
| Nickel, total recoverable | <5.0 | 1 | | | | GE | | | | | | | µg/L |
| Nitrate as nitrogen | | | | | | | | | | | | | |
| Nitrate-nitrite as nitrogen | 1,800 | 1 | | | | GE | 1,800 | 1 | | | | GE | µg/L |
| Selenium, total recoverable | <5.0 | 1 | | | | GE | | | | | | | µg/L |
| Silver, total recoverable | <5.0 | 1 | | | | GE | | | | | | | µg/L |
| Thallium, total recoverable | 2.8 | 1 | JE | ■ | | GE | | | | | | | µg/L |
| Vanadium, total recoverable | <5.0 | 1 | | | | GE | | | | | | | µg/L |
| Zinc, total recoverable | 3.1 | 1 | JE | | | GE | | | | | | | µg/L |
| ***Organic Constituents*** | | | | | | | | | | | | | |
| Benzene | <1.0 | 1 | | | | GE | | | | | | | µg/L |
| Bis(2-ethylhexyl) phthalate | <10 | 1 | | | | GE | | | | | | | µg/L |
| Dichloromethane | <1.0 | 1 | | | | GE | | | | | | | µg/L |
| Phenols | <5.0 | 1 | | | | GE | | | | | | | µg/L |
| Tetrachloroethylene | <1.0 | 1 | | | | GE | | | | | | | µg/L |
| Trichloroethylene | 2.8 | 1 | | | | GE | | | | | | | µg/L |
| Trichlorofluoromethane | <1.0 | 1 | | | | GE | | | | | | | µg/L |

Notes: Synchronous water levels are measured over approximately a 3–5 day period.
● = exceeded holding time.
■ = exceeded groundwater protection standard. See Appendix A.

## WELL FSB114A (cont.)

| Constituents | 1Q98 | DF | Mod | ST | H | Lab | 2Q98 | DF | Mod | ST | H | Lab | Unit |
|---|---|---|---|---|---|---|---|---|---|---|---|---|---|
| ***Radioactive Constituents*** | | | | | | | | | | | | | |
| Americium-241 | <1.7E-01 | 1 | UI | | | GP | | | | | | | pCi/L |
| Cesium-137 | <1.7E-01 | 1 | UI | | | GP | | | | | | | pCi/L |
| Cobalt-60 | <-5.7E-01 | 1 | UI | | | GP | | | | | | | pCi/L |
| Curium-242 | <2.7E-02 | 1 | UI | | | GP | | | | | | | pCi/L |
| Curium-243/244 | <1.1E-01 | 1 | UJI | | | GP | | | | | | | pCi/L |
| Curium-245/246 | <2.0E-03 | 1 | UI | | | GP | | | | | | | pCi/L |
| Gross alpha | 1.8E+00 | 1 | | | | GP | <7.0E-01 | 1 | UI | | | GP | pCi/L |
| Iodine-129 | 4.7E+00 | 1 | R4 | | | GP | | | | | | | pCi/L |
| Nonvolatile beta | 1.3E+00 | 1 | | | | GP | <1.2E+00 | 1 | UI | | | GP | pCi/L |
| Plutonium-238 | <1.3E-01 | 1 | UI | | | GP | | | | | | | pCi/L |
| Plutonium-239/240 | <-6.0E-02 | 1 | UI | | | GP | | | | | | | pCi/L |
| Radium-226 | <3.0E-01 | 1 | UI | | | GP | | | | | | | pCi/L |
| Radium-228 | 4.0E+00 | 1 | J | | | GP | | | | | | | pCi/L |
| Strontium-90 | <-1.3E-01 | 1 | UI | | | GP | | | | | | | pCi/L |
| Technetium-99 | <-6.9E+00 | 1 | UI | | | GP | | | | | | | pCi/L |
| Thorium-228 | <4.9E-02 | 1 | UI | | | GP | | | | | | | pCi/L |
| Thorium-230 | 4.8E-01 | 1 | UIV | | | GP | | | | | | | pCi/L |
| Thorium-232 | <-3.3E-02 | 1 | UJI | | | GP | | | | | | | pCi/L |
| Total alpha emitters | | | | | | | | | | | | | |
| Total beta emitters | 4.0E+00 | | | | | | | | | | | | pCi/L |
| Total radium | 4.0E+00 | | | | | | | | | | | | pCi/L |
| Tritium | 8.5E-01 | 1 | | | | GP | 1.2E+00 | 1 | | | | GP | pCi/mL |
| Uranium-233/234 | <4.2E-02 | 1 | UI | | | GP | | | | | | | pCi/L |
| Uranium-235 | <-1.0E-02 | 1 | UI | | | GP | | | | | | | pCi/L |
| Uranium-238 | <7.5E-02 | 1 | UI | | | GP | | | | | | | pCi/L |

Notes: Synchronous water levels are measured over approximately a 3–5 day period.
● = exceeded holding time.
■ = exceeded groundwater protection standard. See Appendix A.

# WELL FSB114C

| SRS Coord. | Lat/Longitude | Screen Zone Elevation | Top of Casing | Casing | Pump | Screen Zone |
|---|---|---|---|---|---|---|
| N75288.5<br>E52033.8 | 33.277188 °N<br>81.676030 °W | 168.0-158.0 ft msl | 252.2 ft msl | 4" PVC | S | Barnwell (IIB1) |

| SAMPLE DATE | 01/06/98 | 04/02/98 |
|---|---|---|

FIELD DATA

| Constituents | 1Q98 | 2Q98 | Unit |
|---|---|---|---|
| Water elevation | 211.4 | 214.3 | ft msl |
| pH | 5.5 | 5.6 | pH |
| Sp. conductance | 50 | 61 | µS/cm |
| Water temperature | 20.2 | 20.0 | °C |
| Alkalinity as $CaCO_3$ | 8 | 15 | mg/L |
| Turbidity | 1 | 2 | NTU |
| Volumes purged | 2.4 | 2.0 | well vol |
| Sampling code | | | |
| Synchronous water level | 213.8 (03/18/98) | 215.2 (06/29/98) | ft msl |

ANALYTICAL DATA

| Constituents | 1Q98 | DF | Mod | ST | H | Lab | 2Q98 | DF | Mod | ST | H | Lab | Unit |
|---|---|---|---|---|---|---|---|---|---|---|---|---|---|
| ***Inorganic Constituents*** | | | | | | | | | | | | | |
| Antimony, total recoverable | <10 | 1 | | | | GE | | | | | | | µg/L |
| Arsenic, total recoverable | <5.0 | 1 | | | | GE | | | | | | | µg/L |
| Barium, total recoverable | 10 | 1 | | | | GE | | | | | | | µg/L |
| Cadmium, total recoverable | 0.22 | 1 | JE | | | GE | 0.18 | 1 | JE | | | GE | µg/L |
| Chromium, total recoverable | 2.1 | 1 | JE | | | GE | | | | | | | µg/L |
| Cobalt, total recoverable | <5.0 | 1 | | | | GE | | | | | | | µg/L |
| Copper, total recoverable | 2.9 | 1 | JE | | | GE | | | | | | | µg/L |
| Cyanide | <10 | 1 | J1 | | ● | GE | | | | | | | µg/L |
| Lead, total recoverable | <2.8 | 1 | JEV | | | GE | 1.7 | 1 | JE | | | GE | µg/L |
| Mercury, total recoverable | <0.20 | 1 | | | | GE | | | | | | | µg/L |
| Nickel, total recoverable | <5.0 | 1 | | | | GE | | | | | | | µg/L |
| Nitrate as nitrogen | | | | | | | | | | | | | |
| Nitrate-nitrite as nitrogen | 2,000 | 1 | | | | GE | 2,000 | 1 | | | | GE | µg/L |
| Selenium, total recoverable | <5.0 | 1 | | | | GE | | | | | | | µg/L |
| Silver, total recoverable | <5.0 | 1 | | | | GE | | | | | | | µg/L |
| Thallium, total recoverable | <5.0 | 1 | | | | GE | | | | | | | µg/L |
| Vanadium, total recoverable | <5.0 | 1 | | | | GE | | | | | | | µg/L |
| Zinc, total recoverable | 32 | 1 | | | | GE | | | | | | | µg/L |
| ***Organic Constituents*** | | | | | | | | | | | | | |
| Benzene | <1.0 | 1 | | | | GE | | | | | | | µg/L |
| Bis(2-ethylhexyl) phthalate | <10 | 1 | | | | GE | | | | | | | µg/L |
| Dichloromethane | <1.0 | 1 | | | | GE | | | | | | | µg/L |
| Phenols | <5.0 | 1 | | | | GE | | | | | | | µg/L |
| Tetrachloroethylene | <1.0 | 1 | | | | GE | | | | | | | µg/L |
| Trichloroethylene | 1.3 | 1 | | | | GE | | | | | | | µg/L |
| Trichlorofluoromethane | <1.0 | 1 | | | | GE | | | | | | | µg/L |

Notes: Synchronous water levels are measured over approximately a 3–5 day period.
● = exceeded holding time.
■ = exceeded groundwater protection standard. See Appendix A.

## WELL FSB114C (cont.)

| Constituents | 1Q98 | DF | Mod | ST | H | Lab | 2Q98 | DF | Mod | ST | H | Lab | Unit |
|---|---|---|---|---|---|---|---|---|---|---|---|---|---|
| ***Radioactive Constituents*** | | | | | | | | | | | | | |
| Americium-241 | <-8.9E-02 | 1 | UI | | | GP | | | | | | | pCi/L |
| Cesium-137 | <-7.1E-01 | 1 | UI | | | GP | | | | | | | pCi/L |
| Cobalt-60 | <4.0E-03 | 1 | UI | | | GP | | | | | | | pCi/L |
| Curium-242 | <-1.6E-02 | 1 | UI | | | GP | | | | | | | pCi/L |
| Curium-243/244 | <-4.8E-02 | 1 | UJI | | | GP | | | | | | | pCi/L |
| Curium-245/246 | <-3.9E-02 | 1 | UI | | | GP | | | | | | | pCi/L |
| Gross alpha | 7.0E-01 | 1 | | | | GP | <4.9E-01 | 1 | UI | | | GP | pCi/L |
| Iodine-129 | <-5.8E-01 | 1 | UI | | | GP | | | | | | | pCi/L |
| Nonvolatile beta | 1.1E+00 | 1 | | | | GP | <1.0E+00 | 1 | UI | | | GP | pCi/L |
| Plutonium-238 | <5.7E-01 | 1 | UI | | | GP | | | | | | | pCi/L |
| Plutonium-239/240 | <1.6E-02 | 1 | UI | | | GP | | | | | | | pCi/L |
| Radium-226 | <4.2E-01 | 1 | UI | | | GP | | | | | | | pCi/L |
| Radium-228 | 4.5E+00 | 1 | J | | | GP | | | | | | | pCi/L |
| Strontium-90 | <4.8E-01 | 1 | UI | | | GP | | | | | | | pCi/L |
| Technetium-99 | <-6.1E+00 | 1 | UI | | | GP | | | | | | | pCi/L |
| Thorium-228 | <8.1E-02 | 1 | UI | | | GP | | | | | | | pCi/L |
| Thorium-230 | <1.0E-01 | 1 | UI | | | GP | | | | | | | pCi/L |
| Thorium-232 | <-2.1E-02 | 1 | UJI | | | GP | | | | | | | pCi/L |
| Total alpha emitters | | | | | | | | | | | | | |
| Total beta emitters | 4.5E+00 | | | | | | | | | | | | pCi/L |
| Total radium | 4.5E+00 | | | | | | | | | | | | pCi/L |
| Tritium | 2.9E+00 | 1 | | | | GP | 3.2E+00 | 1 | | | | GP | pCi/mL |
| Uranium-233/234 | <4.2E-02 | 1 | UI | | | GP | | | | | | | pCi/L |
| Uranium-235 | <4.2E-02 | 1 | UI | | | GP | | | | | | | pCi/L |
| Uranium-238 | <6.4E-02 | 1 | UI | | | GP | | | | | | | pCi/L |

Notes: Synchronous water levels are measured over approximately a 3–5 day period.
● = exceeded holding time.
■ = exceeded groundwater protection standard. See Appendix A.

# WELL FSB114D

| SRS Coord. | Lat/Longitude | Screen Zone Elevation | Top of Casing | Casing | Pump | Screen Zone |
|---|---|---|---|---|---|---|
| N75278.6<br>E52018.6 | 33.277141 °N<br>81.676051 °W | 217.8-197.7 ft msl | 252.2 ft msl | 4" PVC | S | Water Table (IIB2) |

| SAMPLE DATE | 01/06/98 | 04/02/98 |
|---|---|---|

FIELD DATA

| Constituents | 1Q98 | 2Q98 | Unit |
|---|---|---|---|
| Water elevation | 215.0 | 219.4 | ft msl |
| pH | 4.8 | 4.9 | pH |
| Sp. conductance | 35 | 41 | µS/cm |
| Water temperature | 19.7 | 20.2 | °C |
| Alkalinity as $CaCO_3$ | 0 | 1 | mg/L |
| Turbidity | 1 | 1 | NTU |
| Volumes purged | 3.0 | 3.4 | well vol |
| Sampling code | | | |
| Synchronous water level | 219.0 (03/18/98) | 219.3 (06/29/98) | ft msl |

ANALYTICAL DATA

| Constituents | 1Q98 | DF | Mod | ST | H | Lab | 2Q98 | DF | Mod | ST | H | Lab | Unit |
|---|---|---|---|---|---|---|---|---|---|---|---|---|---|
| ***Inorganic Constituents*** | | | | | | | | | | | | | |
| Antimony, total recoverable | <10 | 1 | | | | GE | | | | | | | µg/L |
| Arsenic, total recoverable | <5.0 | 1 | | | | GE | | | | | | | µg/L |
| Barium, total recoverable | 9.3 | 1 | | | | GE | | | | | | | µg/L |
| Cadmium, total recoverable | <5.0 | 1 | | | | GE | <1.0 | 1 | | | | GE | µg/L |
| Chromium, total recoverable | <5.0 | 1 | | | | GE | | | | | | | µg/L |
| Cobalt, total recoverable | 0.84 | 1 | JE | | | GE | | | | | | | µg/L |
| Copper, total recoverable | 13 | 1 | | | | GE | | | | | | | µg/L |
| Cyanide | <10 | 1 | J1 | | ● | GE | | | | | | | µg/L |
| Lead, total recoverable | <4.0 | 1 | JEV | | | GE | 3.3 | 1 | | | | GE | µg/L |
| Mercury, total recoverable | <0.20 | 1 | | | | GE | | | | | | | µg/L |
| Nickel, total recoverable | <5.0 | 1 | | | | GE | | | | | | | µg/L |
| Nitrate as nitrogen | | | | | | | | | | | | | |
| Nitrate-nitrite as nitrogen | 1,700 | 1 | | | | GE | 1,100 | 1 | | | | GE | µg/L |
| Selenium, total recoverable | <5.0 | 1 | | | | GE | | | | | | | µg/L |
| Silver, total recoverable | <5.0 | 1 | | | | GE | | | | | | | µg/L |
| Thallium, total recoverable | <5.0 | 1 | | | | GE | | | | | | | µg/L |
| Vanadium, total recoverable | <5.0 | 1 | | | | GE | | | | | | | µg/L |
| Zinc, total recoverable | 12 | 1 | | | | GE | | | | | | | µg/L |
| ***Organic Constituents*** | | | | | | | | | | | | | |
| Benzene | <1.0 | 1 | | | | GE | | | | | | | µg/L |
| Bis(2-ethylhexyl) phthalate | <10 | 1 | | | | GE | | | | | | | µg/L |
| Dichloromethane | <1.0 | 1 | | | | GE | | | | | | | µg/L |
| Phenols | <5.0 | 1 | | | | GE | | | | | | | µg/L |
| Tetrachloroethylene | <1.0 | 1 | | | | GE | | | | | | | µg/L |
| Trichloroethylene | 0.35 | 1 | JE | | | GE | | | | | | | µg/L |
| Trichlorofluoromethane | <1.0 | 1 | | | | GE | | | | | | | µg/L |

Notes: Synchronous water levels are measured over approximately a 3–5 day period.
● = exceeded holding time.
■ = exceeded groundwater protection standard. See Appendix A.

## WELL FSB114D (cont.)

| Constituents | 1Q98 | DF | Mod | ST | H | Lab | 2Q98 | DF | Mod | ST | H | Lab | Unit |
|---|---|---|---|---|---|---|---|---|---|---|---|---|---|
| ***Radioactive Constituents*** | | | | | | | | | | | | | |
| Americium-241 | <1.7E-01 | 1 | UI | | | GP | | | | | | | pCi/L |
| Cesium-137 | <-7.4E-01 | 1 | UI | | | GP | | | | | | | pCi/L |
| Cobalt-60 | <-2.5E-01 | 1 | UI | | | GP | | | | | | | pCi/L |
| Curium-242 | <-8.4E-02 | 1 | UI | | | GP | | | | | | | pCi/L |
| Curium-243/244 | <8.3E-02 | 1 | UJI | | | GP | | | | | | | pCi/L |
| Curium-245/246 | <0.0E+00 | 1 | UI | | | GP | | | | | | | pCi/L |
| Gross alpha | 2.0E+00 | 1 | | | | GP | 7.9E-01 | 1 | | | | GP | pCi/L |
| Iodine-129 | <-2.6E-01 | 1 | UI | | | GP | | | | | | | pCi/L |
| Nonvolatile beta | 1.7E+00 | 1 | | | | GP | <1.1E+00 | 1 | UI | | | GP | pCi/L |
| Plutonium-238 | 5.6E-01 | 1 | UIV | | | GP | | | | | | | pCi/L |
| Plutonium-239/240 | <-5.1E-02 | 1 | UI | | | GP | | | | | | | pCi/L |
| Radium-226 | 1.9E+00 | 1 | | | | GP | | | | | | | pCi/L |
| Radium-228 | 1.8E+00 | 1 | J | | | GP | | | | | | | pCi/L |
| Strontium-90 | <1.1E-01 | 1 | UI | | | GP | | | | | | | pCi/L |
| Technetium-99 | <-5.6E+00 | 1 | UI | | | GP | | | | | | | pCi/L |
| Thorium-228 | <3.2E-01 | 1 | UI | | | GP | | | | | | | pCi/L |
| Thorium-230 | <2.9E-01 | 1 | UI | | | GP | | | | | | | pCi/L |
| Thorium-232 | <1.1E-01 | 1 | UJI | | | GP | | | | | | | pCi/L |
| Total alpha emitters | | | | | | | | | | | | | |
| Total beta emitters | 1.8E+00 | | | | | | | | | | | | pCi/L |
| Total radium | 3.7E+00 | | | | | | | | | | | | pCi/L |
| Tritium | 5.4E+00 | 1 | | | | GP | 4.5E+00 | 1 | | | | GP | pCi/mL |
| Uranium-233/234 | <1.9E-01 | 1 | UI | | | GP | | | | | | | pCi/L |
| Uranium-235 | <-1.1E-01 | 1 | UI | | | GP | | | | | | | pCi/L |
| Uranium-238 | <-3.6E-02 | 1 | UI | | | GP | | | | | | | pCi/L |

Notes: Synchronous water levels are measured over approximately a 3–5 day period.
● = exceeded holding time.
■ = exceeded groundwater protection standard. See Appendix A.

# WELL FSB115C

| SRS Coord. | Lat/Longitude | Screen Zone Elevation | Top of Casing | Casing | Pump | Screen Zone |
|---|---|---|---|---|---|---|
| N72515.5<br>E49736.0 | 33.267306 °N<br>81.676692 °W | 173.8-163.8 ft msl | 207.8 ft msl | 4" PVC | S | Barnwell (IIB1) |

| | | |
|---|---|---|
| SAMPLE DATE | 01/07/98 | 04/02/98 |

FIELD DATA

| Constituents | 1Q98 | 2Q98 | Unit |
|---|---|---|---|
| Water elevation | 184.9 | 185.3 | ft msl |
| pH | 5.1 | 5.4 | pH |
| Sp. conductance | 20 | 20 | µS/cm |
| Water temperature | 19.6 | 16.0 | °C |
| Alkalinity as $CaCO_3$ | 3 | 1 | mg/L |
| Turbidity | 3 | 2 | NTU |
| Volumes purged | 2.5 | 3.3 | well vol |
| Sampling code | | | |
| Synchronous water level | 185.5 (03/18/98) | 184.9 (06/29/98) | ft msl |

ANALYTICAL DATA

| Constituents | 1Q98 | DF | Mod | ST | H | Lab | 2Q98 | DF | Mod | ST | H | Lab | Unit |
|---|---|---|---|---|---|---|---|---|---|---|---|---|---|
| ***Inorganic Constituents*** | | | | | | | | | | | | | |
| Antimony, total recoverable | <10 | 1 | | | | GE | | | | | | | µg/L |
| Arsenic, total recoverable | <5.0 | 1 | | | | GE | | | | | | | µg/L |
| Barium, total recoverable | 4.6 | 1 | JE | | | GE | | | | | | | µg/L |
| Cadmium, total recoverable | <5.0 | 1 | | | | GE | <1.0 | 1 | | | | GE | µg/L |
| Chromium, total recoverable | 2.4 | 1 | JE | | | GE | | | | | | | µg/L |
| Cobalt, total recoverable | <5.0 | 1 | | | | GE | | | | | | | µg/L |
| Copper, total recoverable | 2.9 | 1 | JE | | | GE | | | | | | | µg/L |
| Cyanide | <10 | 1 | J1 | | ● | GE | | | | | | | µg/L |
| Lead, total recoverable | 3.4 | 1 | JE | | | GE | 2.4 | 1 | | | | GE | µg/L |
| Mercury, total recoverable | <0.20 | 1 | | | | GE | | | | | | | µg/L |
| Nickel, total recoverable | <5.0 | 1 | | | | GE | | | | | | | µg/L |
| Nitrate as nitrogen | | | | | | | | | | | | | |
| Nitrate-nitrite as nitrogen | 610 | 1 | | | | GE | 530 | 1 | J | | | GE | µg/L |
| Selenium, total recoverable | <5.0 | 1 | | | | GE | | | | | | | µg/L |
| Silver, total recoverable | <5.0 | 1 | | | | GE | | | | | | | µg/L |
| Thallium, total recoverable | <5.0 | 1 | | | | GE | | | | | | | µg/L |
| Vanadium, total recoverable | <5.0 | 1 | | | | GE | | | | | | | µg/L |
| Zinc, total recoverable | 12 | 1 | V | | | GE | | | | | | | µg/L |
| ***Organic Constituents*** | | | | | | | | | | | | | |
| Benzene | <1.0 | 1 | J | | | GE | | | | | | | µg/L |
| Bis(2-ethylhexyl) phthalate | <10 | 1 | | | | GE | | | | | | | µg/L |
| Dichloromethane | <1.0 | 1 | J | | | GE | | | | | | | µg/L |
| Phenols | <5.0 | 1 | | | | GE | | | | | | | µg/L |
| Tetrachloroethylene | <1.0 | 1 | J | | | GE | | | | | | | µg/L |
| Trichloroethylene | <1.0 | 1 | J | | | GE | | | | | | | µg/L |
| Trichlorofluoromethane | <1.0 | 1 | J | | | GE | | | | | | | µg/L |

Notes: Synchronous water levels are measured over approximately a 3–5 day period.
● = exceeded holding time.
■ = exceeded groundwater protection standard. See Appendix A.

## WELL FSB115C (cont.)

| Constituents | 1Q98 | DF | Mod | ST | H | Lab | 2Q98 | DF | Mod | ST | H | Lab | Unit |
|---|---|---|---|---|---|---|---|---|---|---|---|---|---|
| ***Radioactive Constituents*** | | | | | | | | | | | | | |
| Americium-241 | <-7.9E-02 | 1 | UI | | | GP | | | | | | | pCi/L |
| Cesium-137 | <7.1E-01 | 1 | UI | | | GP | | | | | | | pCi/L |
| Cobalt-60 | <7.4E-01 | 1 | UI | | | GP | | | | | | | pCi/L |
| Curium-242 | <1.3E-02 | 1 | UI | | | GP | | | | | | | pCi/L |
| Curium-243/244 | <-8.9E-02 | 1 | UI | | | GP | | | | | | | pCi/L |
| Curium-245/246 | <3.2E-02 | 1 | UI | | | GP | | | | | | | pCi/L |
| Gross alpha | <2.5E-01 | 1 | UI | | | GP | <-2.6E-02 | 1 | UI | | | GP | pCi/L |
| Iodine-129 | <4.7E-01 | 1 | UI | | | GP | | | | | | | pCi/L |
| Nonvolatile beta | <8.6E-01 | 1 | UI | | | GP | <3.8E-01 | 1 | UI | | | GP | pCi/L |
| Plutonium-238 | 2.6E+00 | 1 | V | | | GP | | | | | | | pCi/L |
| Plutonium-239/240 | <5.5E-01 | 1 | UJI | | | GP | | | | | | | pCi/L |
| Radium-226 | 3.0E-01 | 1 | UIV | | | GP | | | | | | | pCi/L |
| Radium-228 | 4.2E+00 | 1 | J | | | GP | | | | | | | pCi/L |
| Strontium-90 | <6.2E-01 | 1 | UI | | | GP | | | | | | | pCi/L |
| Technetium-99 | <-1.2E+01 | 1 | UI | | | GP | | | | | | | pCi/L |
| Thorium-228 | <-2.0E-03 | 1 | UI | | | GP | | | | | | | pCi/L |
| Thorium-230 | <8.3E-02 | 1 | UI | | | GP | | | | | | | pCi/L |
| Thorium-232 | <-3.7E-04 | 1 | UI | | | GP | | | | | | | pCi/L |
| Total alpha emitters | 4.5E+00 | | | | | | | | | | | | pCi/L |
| Total beta emitters | 4.2E+00 | | | | | | | | | | | | pCi/L |
| Total radium | 4.2E+00 | | | | | | | | | | | | pCi/L |
| Tritium | 6.8E+00 | 1 | | | | GP | 5.5E+00 | 1 | | | | GP | pCi/mL |
| Uranium-233/234 | 2.0E+00 | 1 | | | | GP | | | | | | | pCi/L |
| Uranium-235 | <-1.6E-02 | 1 | UI | | | GP | | | | | | | pCi/L |
| Uranium-238 | <6.1E-02 | 1 | UI | | | GP | | | | | | | pCi/L |

Notes: Synchronous water levels are measured over approximately a 3–5 day period.
● = exceeded holding time.
■ = exceeded groundwater protection standard. See Appendix A.

# WELL FSB115D

| SRS Coord. | Lat/Longitude | Screen Zone Elevation | Top of Casing | Casing | Pump | Screen Zone |
|---|---|---|---|---|---|---|
| N72504.3<br>E49728.3 | 33.267268 °N<br>81.676691 °W | 192.5-182.5 ft msl | 208.5 ft msl | 4" PVC | S | Water Table (IIB2) |

| SAMPLE DATE | 01/07/98 | 04/02/98 |
|---|---|---|

FIELD DATA

| Constituents | 1Q98 | 2Q98 | Unit |
|---|---|---|---|
| Water elevation | 192.0 | 194.2 | ft msl |
| pH | 4.7 | 3.8 | pH |
| Sp. conductance | 13 | 240 | µS/cm |
| Water temperature | 19.0 | 16 | °C |
| Alkalinity as $CaCO_3$ | 0 | 30 | mg/L |
| Turbidity | 4 | 67.3 | NTU |
| Volumes purged | 8.0 | 1.3 | well vol |
| Sampling code | | XNT | |
| Synchronous water level | 194.4 (03/18/98) | 192.9 (06/29/98) | ft msl |

ANALYTICAL DATA

| Constituents | 1Q98 | DF | Mod | ST | H | Lab | 2Q98 | DF | Mod | ST | H | Lab | Unit |
|---|---|---|---|---|---|---|---|---|---|---|---|---|---|
| ***Inorganic Constituents*** | | | | | | | | | | | | | |
| Antimony, total recoverable | <10 | 1 | | | | GE | | | | | | | µg/L |
| Arsenic, total recoverable | <5.0 | 1 | | | | GE | | | | | | | µg/L |
| Barium, total recoverable | 8.5 | 1 | | | | GE | | | | | | | µg/L |
| Cadmium, total recoverable | <5.0 | 1 | | | | GE | 0.30 | 1 | JE | | | GE | µg/L |
| Chromium, total recoverable | 2.4 | 1 | JE | | | GE | | | | | | | µg/L |
| Cobalt, total recoverable | <5.0 | 1 | | | | GE | | | | | | | µg/L |
| Copper, total recoverable | 26 | 1 | | | | GE | | | | | | | µg/L |
| Cyanide | <10 | 1 | J1 | | ● | GE | | | | | | | µg/L |
| Lead, total recoverable | 3.8 | 1 | JE | | | GE | 71 | 1 | | ■ | | GE | µg/L |
| Mercury, total recoverable | <0.20 | 1 | | | | GE | | | | | | | µg/L |
| Nickel, total recoverable | <5.0 | 1 | | | | GE | | | | | | | µg/L |
| Nitrate as nitrogen | | | | | | | | | | | | | |
| Nitrate-nitrite as nitrogen | 1,800 | 1 | | | | GE | 110 | 1 | J | | | GE | µg/L |
| Selenium, total recoverable | <5.0 | 1 | | | | GE | | | | | | | µg/L |
| Silver, total recoverable | <5.0 | 1 | | | | GE | | | | | | | µg/L |
| Thallium, total recoverable | <5.0 | 1 | | | | GE | | | | | | | µg/L |
| Vanadium, total recoverable | 0.57 | 1 | JE | | | GE | | | | | | | µg/L |
| Zinc, total recoverable | 35 | 1 | V | | | GE | | | | | | | µg/L |
| ***Organic Constituents*** | | | | | | | | | | | | | |
| Benzene | <1.0 | 1 | | | | GE | | | | | | | µg/L |
| Bis(2-ethylhexyl) phthalate | <10 | 1 | | | | GE | | | | | | | µg/L |
| Dichloromethane | <1.0 | 1 | | | | GE | | | | | | | µg/L |
| Phenols | <5.0 | 1 | | | | GE | | | | | | | µg/L |
| Tetrachloroethylene | <1.0 | 1 | | | | GE | | | | | | | µg/L |
| Tnchloroethylene | <1.0 | 1 | | | | GE | | | | | | | µg/L |
| Tnchlorofluoromethane | <1.0 | 1 | | | | GE | | | | | | | µg/L |

Notes: Synchronous water levels are measured over approximately a 3–5 day period.
● = exceeded holding time.
■ = exceeded groundwater protection standard. See Appendix A.

# WELL FSB115D (cont.)

| Constituents | 1Q98 | DF | Mod | ST | H | Lab | 2Q98 | DF | Mod | ST | H | Lab | Unit |
|---|---|---|---|---|---|---|---|---|---|---|---|---|---|
| ***Radioactive Constituents*** | | | | | | | | | | | | | |
| Americium-241 | <8.2E-02 | 1 | UI | | | GP | | | | | | | pCi/L |
| Cesium-137 | <-9.2E-01 | 1 | UI | | | GP | | | | | | | pCi/L |
| Cobalt-60 | <5.7E-02 | 1 | UI | | | GP | | | | | | | pCi/L |
| Curium-242 | <2.4E-02 | 1 | UI | | | GP | | | | | | | pCi/L |
| Curium-243/244 | <-6.1E-02 | 1 | UI | | | GP | | | | | | | pCi/L |
| Curium-245/246 | <-2.8E-02 | 1 | UI | | | GP | | | | | | | pCi/L |
| Gross alpha | 7.6E-01 | 1 | | | | GP | 1.2E+01 | 1 | | | | GP | pCi/L |
| Iodine-129 | 9.2E-01 | 1 | | | | GP | | | | | | | pCi/L |
| Nonvolatile beta | 1.5E+00 | 1 | | | | GP | 7.4E+00 | 1 | | | | GP | pCi/L |
| Plutonium-238 | 2.7E+00 | 1 | V | | | GP | | | | | | | pCi/L |
| Plutonium-239/240 | <1.9E-02 | 1 | UJI | | | GP | | | | | | | pCi/L |
| Radium-226 | 4.6E-01 | 1 | UIV | | | GP | | | | | | | pCi/L |
| Radium-228 | 2.4E+00 | 1 | J | | | GP | | | | | | | pCi/L |
| Strontium-90 | <-2.4E-01 | 1 | UI | | | GP | | | | | | | pCi/L |
| Technetium-99 | <-1.6E+01 | 1 | UI | | | GP | | | | | | | pCi/L |
| Thorium-228 | <-1.9E-01 | 1 | UI | | | GP | | | | | | | pCi/L |
| Thorium-230 | <3.9E-02 | 1 | UI | | | GP | | | | | | | pCi/L |
| Thorium-232 | <-4.0E-02 | 1 | UI | | | GP | | | | | | | pCi/L |
| Total alpha emitters | 4.4E+00 | | | | | | | | | | | | pCi/L |
| Total beta emitters | 3.3E+00 | | | | | | | | | | | | pCi/L |
| Total radium | 2.4E+00 | | | | | | | | | | | | pCi/L |
| Tritium | 8.5E+00 | 1 | | | | GP | 5.6E+00 | 1 | | | | GP | pCi/mL |
| Uranium-233/234 | 1.7E+00 | 1 | | | | GP | | | | | | | pCi/L |
| Uranium-235 | <6.4E-02 | 1 | UI | | | GP | | | | | | | pCi/L |
| Uranium-238 | <6.8E-02 | 1 | UI | | | GP | | | | | | | pCi/L |

Notes: Synchronous water levels are measured over approximately a 3–5 day period.
● = exceeded holding time.
■ = exceeded groundwater protection standard. See Appendix A.

# WELL FSB116C

| SRS Coord. | Lat/Longitude | Screen Zone Elevation | Top of Casing | Casing | Pump | Screen Zone |
|---|---|---|---|---|---|---|
| N72725.5<br>E50645.9 | 33.269255 °N<br>81.674705 °W | 170.5-160.5 ft msl | 202.5 ft msl | 4" PVC | S | Barnwell (IIB1) |

| SAMPLE DATE | 01/07/98 | 04/02/98 |
|---|---|---|

FIELD DATA

| Constituents | 1Q98 | 2Q98 | Unit |
|---|---|---|---|
| Water elevation | 189.4 | 190.7 | ft msl |
| pH | 4.8 | 5.0 | pH |
| Sp. conductance | 19 | 22 | µS/cm |
| Water temperature | 18.8 | 16.0 | °C |
| Alkalinity as $CaCO_3$ | 1 | 1 | mg/L |
| Turbidity | 1 | 2 | NTU |
| Volumes purged | 2.8 | 3.1 | well vol |
| Sampling code | | | |
| Synchronous water level | 190.7 (03/18/98) | 190.5 (06/30/98) | ft msl |

ANALYTICAL DATA

| Constituents | 1Q98 | DF | Mod | ST | H | Lab | 2Q98 | DF | Mod | ST | H | Lab | Unit |
|---|---|---|---|---|---|---|---|---|---|---|---|---|---|
| ***Inorganic Constituents*** | | | | | | | | | | | | | |
| Antimony, total recoverable | <10 | 1 | | | | GE | | | | | | | µg/L |
| Arsenic, total recoverable | <5.0 | 1 | | | | GE | | | | | | | µg/L |
| Barium, total recoverable | 5.1 | 1 | | | | GE | | | | | | | µg/L |
| Cadmium, total recoverable | <5.0 | 1 | | | | GE | <1.0 | 1 | | | | GE | µg/L |
| Chromium, total recoverable | 4.7 | 1 | JE | | | GE | | | | | | | µg/L |
| Cobalt, total recoverable | 0.80 | 1 | JE | | | GE | | | | | | | µg/L |
| Copper, total recoverable | 8.1 | 1 | | | | GE | | | | | | | µg/L |
| Cyanide | <10 | 1 | J1 | | ● | GE | | | | | | | µg/L |
| Lead, total recoverable | 0.96 | 1 | JE | | | GE | 0.58 | 1 | JE | | | GE | µg/L |
| Mercury, total recoverable | <0.13 | 1 | JEV | | | GE | | | | | | | µg/L |
| Nickel, total recoverable | 3.9 | 1 | JE | | | GE | | | | | | | µg/L |
| Nitrate as nitrogen | | | | | | | | | | | | | |
| Nitrate-nitrite as nitrogen | 870 | 1 | | | | GE | 850 | 1 | J | | | GE | µg/L |
| Selenium, total recoverable | <5.0 | 1 | | | | GE | | | | | | | µg/L |
| Silver, total recoverable | <5.0 | 1 | | | | GE | | | | | | | µg/L |
| Thallium, total recoverable | <5.0 | 1 | | | | GE | | | | | | | µg/L |
| Vanadium, total recoverable | <5.0 | 1 | | | | GE | | | | | | | µg/L |
| Zinc, total recoverable | 8.6 | 1 | V | | | GE | | | | | | | µg/L |
| ***Organic Constituents*** | | | | | | | | | | | | | |
| Benzene | <1.0 | 1 | | | | GE | | | | | | | µg/L |
| Bis(2-ethylhexyl) phthalate | <10 | 1 | | | | GE | | | | | | | µg/L |
| Dichloromethane | <1.0 | 1 | | | | GE | | | | | | | µg/L |
| Phenols | <5.0 | 1 | | | | GE | | | | | | | µg/L |
| Tetrachloroethylene | <1.0 | 1 | | | | GE | | | | | | | µg/L |
| Trichloroethylene | <1.0 | 1 | | | | GE | | | | | | | µg/L |
| Trichlorofluoromethane | <1.0 | 1 | | | | GE | | | | | | | µg/L |

Notes: Synchronous water levels are measured over approximately a 3–5 day period.
● = exceeded holding time.
■ = exceeded groundwater protection standard. See Appendix A.

## WELL FSB116C (cont.)

| Constituents | 1Q98 | DF | Mod | ST | H | Lab | 2Q98 | DF | Mod | ST | H | Lab | Unit |
|---|---|---|---|---|---|---|---|---|---|---|---|---|---|
| ***Radioactive Constituents*** | | | | | | | | | | | | | |
| Americium-241 | <2.8E-02 | 1 | UI | | | GP | | | | | | | pCi/L |
| Cesium-137 | 7.1E+00 | 1 | R4 | | | GP | | | | | | | pCi/L |
| Cobalt-60 | <-3.3E-01 | 1 | UI | | | GP | | | | | | | pCi/L |
| Curium-242 | <1.8E-02 | 1 | UI | | | GP | | | | | | | pCi/L |
| Curium-243/244 | <3.6E-02 | 1 | UI | | | GP | | | | | | | pCi/L |
| Curium-245/246 | <-1.9E-02 | 1 | UI | | | GP | | | | | | | pCi/L |
| Gross alpha | <4.1E-01 | 1 | UI | | | GP | <4.2E-01 | 1 | UI | | | GP | pCi/L |
| Iodine-129 | <7.6E-01 | 1 | UI | | | GP | | | | | | | pCi/L |
| Nonvolatile beta | <8.5E-01 | 1 | UI | | | GP | <2.9E-01 | 1 | UI | | | GP | pCi/L |
| Plutonium-238 | 1.5E+00 | 1 | UIV | | | GP | | | | | | | pCi/L |
| Plutonium-239/240 | 5.0E-01 | 1 | J | | | GP | | | | | | | pCi/L |
| Radium-226 | 3.1E-01 | 1 | UIV | | | GP | | | | | | | pCi/L |
| Radium-228 | 2.3E+00 | 1 | J | | | GP | | | | | | | pCi/L |
| Strontium-90 | <-9.0E-03 | 1 | UI | | | GP | | | | | | | pCi/L |
| Technetium-99 | <-1.7E+01 | 1 | UI | | | GP | | | | | | | pCi/L |
| Thorium-228 | <8.3E-02 | 1 | UI | | | GP | | | | | | | pCi/L |
| Thorium-230 | <6.4E-02 | 1 | UI | | | GP | | | | | | | pCi/L |
| Thorium-232 | <9.0E-03 | 1 | UI | | | GP | | | | | | | pCi/L |
| Total alpha emitters | 1.3E+00 | | | | | | | | | | | | pCi/L |
| Total beta emitters | 2.3E+00 | | | | | | | | | | | | pCi/L |
| Total radium | 2.3E+00 | | | | | | | | | | | | pCi/L |
| Tritium | 9.5E+00 | 1 | | | | GP | 9.1E+00 | 1 | | | | GP | pCi/mL |
| Uranium-233/234 | 8.5E-01 | 1 | | | | GP | | | | | | | pCi/L |
| Uranium-235 | <2.1E-02 | 1 | UI | | | GP | | | | | | | pCi/L |
| Uranium-238 | <-8.0E-03 | 1 | UI | | | GP | | | | | | | pCi/L |

Notes: Synchronous water levels are measured over approximately a 3–5 day period.
● = exceeded holding time.
■ = exceeded groundwater protection standard. See Appendix A.

# WELL FSB116D

| SRS Coord. | Lat/Longitude | Screen Zone Elevation | Top of Casing | Casing | Pump | Screen Zone |
|---|---|---|---|---|---|---|
| N72727.4<br>E50629.7 | 33.269233 °N<br>81.674751 °W | 196.4-186.4 ft msl | 202.9 ft msl | 4" PVC | S | Water Table (IIB2) |

| SAMPLE DATE | 01/07/98 | 04/03/98 |
|---|---|---|

FIELD DATA

| Constituents | 1Q98 | 2Q98 | Unit |
|---|---|---|---|
| Water elevation | 192.0 | 193.6 | ft msl |
| pH | 5.1 | 5 | pH |
| Sp. conductance | 30 | 46 | µS/cm |
| Water temperature | 22.2 | 14 | °C |
| Alkalinity as $CaCO_3$ | 5 | 6 | mg/L |
| Turbidity | 41 | 42.9 | NTU |
| Volumes purged | 0.27 | 0.64 | well vol |
| Sampling code | XN | XNT | |
| Synchronous water level | 193.9 (03/18/98) | 193.3 (06/29/98) | ft msl |

ANALYTICAL DATA

| Constituents | 1Q98 | DF | Mod | ST | H | Lab | 2Q98 | DF | Mod | ST | H | Lab | Unit |
|---|---|---|---|---|---|---|---|---|---|---|---|---|---|
| ***Inorganic Constituents*** | | | | | | | | | | | | | |
| Antimony, total recoverable | <10 | 1 | | | | GE | | | | | | | µg/L |
| Arsenic, total recoverable | <5.0 | 1 | | | | GE | | | | | | | µg/L |
| Barium, total recoverable | 8.3 | 1 | | | | GE | | | | | | | µg/L |
| Cadmium, total recoverable | <5.0 | 1 | | | | GE | 0.71 | 1 | JE | | | GE | µg/L |
| Chromium, total recoverable | 9.5 | 1 | | | | GE | | | | | | | µg/L |
| Cobalt, total recoverable | <5.0 | 1 | | | | GE | | | | | | | µg/L |
| Copper, total recoverable | 130 | 1 | | | | GE | | | | | | | µg/L |
| Cyanide | <10 | 1 | J1 | | ● | GE | | | | | | | µg/L |
| Lead, total recoverable | 16 | 1 | | ■ | | GE | 64 | 1 | | ■ | | GE | µg/L |
| Mercury, total recoverable | <0.18 | 1 | JEV | | | GE | | | | | | | µg/L |
| Nickel, total recoverable | 8.2 | 1 | | | | GE | | | | | | | µg/L |
| Nitrate as nitrogen | | | | | | | | | | | | | |
| Nitrate-nitrite as nitrogen | 430 | 1 | | | | GE | 250 | 1 | J | | | GE | µg/L |
| Selenium, total recoverable | <1.7 | 1 | JEV | | | GE | | | | | | | µg/L |
| Silver, total recoverable | <5.0 | 1 | | | | GE | | | | | | | µg/L |
| Thallium, total recoverable | <5.0 | 1 | | | | GE | | | | | | | µg/L |
| Vanadium, total recoverable | 3.2 | 1 | JE | | | GE | | | | | | | µg/L |
| Zinc, total recoverable | 160 | 1 | V | | | GE | | | | | | | µg/L |
| ***Organic Constituents*** | | | | | | | | | | | | | |
| Benzene | <1.0 | 1 | | | | GE | | | | | | | µg/L |
| Bis(2-ethylhexyl) phthalate | <10 | 1 | | | | GE | | | | | | | µg/L |
| Dichloromethane | <1.0 | 1 | | | | GE | | | | | | | µg/L |
| Phenols | <5.0 | 1 | | | | GE | | | | | | | µg/L |
| Tetrachloroethylene | <1.0 | 1 | | | | GE | | | | | | | µg/L |
| Trichloroethylene | <1.0 | 1 | | | | GE | | | | | | | µg/L |
| Trichlorofluoromethane | <1.0 | 1 | | | | GE | | | | | | | µg/L |

Notes: Synchronous water levels are measured over approximately a 3–5 day period.
● = exceeded holding time.
■ = exceeded groundwater protection standard. See Appendix A.

## WELL FSB116D (cont.)

| Constituents | 1Q98 | DF | Mod | ST | H | Lab | 2Q98 | DF | Mod | ST | H | Lab | Unit |
|---|---|---|---|---|---|---|---|---|---|---|---|---|---|
| ***Radioactive Constituents*** | | | | | | | | | | | | | |
| Americium-241 | <1.1E-01 | 1 | UI | | | GP | | | | | | | pCi/L |
| Cesium-137 | <-2.5E-01 | 1 | UI | | | GP | | | | | | | pCi/L |
| Cobalt-60 | <-7.0E-01 | 1 | UI | | | GP | | | | | | | pCi/L |
| Curium-242 | <3.6E-02 | 1 | UI | | | GP | | | | | | | pCi/L |
| Curium-243/244 | <2.6E-01 | 1 | UI | | | GP | | | | | | | pCi/L |
| Curium-245/246 | <-1.1E-02 | 1 | UI | | | GP | | | | | | | pCi/L |
| Gross alpha | <8.2E-01 | 1 | UI | | | GP | 2.1E+00 | 1 | | | | GP | pCi/L |
| Iodine-129 | <2.7E-01 | 1 | UI | | | GP | | | | | | | pCi/L |
| Nonvolatile beta | <1.5E+00 | 1 | UI | | | GP | 2.8E+00 | 1 | | | | GP | pCi/L |
| Plutonium-238 | 2.3E+00 | 1 | V | | | GP | | | | | | | pCi/L |
| Plutonium-239/240 | 4.9E-01 | 1 | J | | | GP | | | | | | | pCi/L |
| Radium-226 | <1.2E-01 | 1 | UI | | | GP | | | | | | | pCi/L |
| Radium-228 | 3.1E+00 | 1 | J | | | GP | | | | | | | pCi/L |
| Strontium-90 | <-5.9E-01 | 1 | UI | | | GP | | | | | | | pCi/L |
| Technetium-99 | <-9.4E+00 | 1 | UI | | | GP | | | | | | | pCi/L |
| Thorium-228 | <-2.2E-02 | 1 | UI | | | GP | | | | | | | pCi/L |
| Thorium-230 | <6.0E-02 | 1 | UI | | | GP | | | | | | | pCi/L |
| Thorium-232 | <3.2E-02 | 1 | UI | | | GP | | | | | | | pCi/L |
| Total alpha emitters | 4.3E+00 | | | | | | | | | | | | pCi/L |
| Total beta emitters | 3.1E+00 | | | | | | | | | | | | pCi/L |
| Total radium | 3.1E+00 | | | | | | | | | | | | pCi/L |
| Tritium | 9.3E+00 | 1 | | | | GP | 9.1E+00 | 1 | | | | GP | pCi/mL |
| Uranium-233/234 | 1.6E+00 | 1 | | | | GP | | | | | | | pCi/L |
| Uranium-235 | <1.9E-02 | 1 | UI | | | GP | | | | | | | pCi/L |
| Uranium-238 | <6.0E-02 | 1 | UI | | | GP | | | | | | | pCi/L |

Notes: Synchronous water levels are measured over approximately a 3–5 day period.
● = exceeded holding time.
■ = exceeded groundwater protection standard. See Appendix A.

## WELL FSB117D

| SRS Coord. | Lat/Longitude | Screen Zone Elevation | Top of Casing | Casing | Pump | Screen Zone |
|---|---|---|---|---|---|---|
| N74070.4<br>E50486.8 | 33.271970 °N<br>81.677736 °W | 209.7-189.7 ft msl | 230.7 ft msl | 4" PVC | S | Water Table (IIB2) |

| SAMPLE DATE | 01/20/98 | 04/06/98 |
|---|---|---|

FIELD DATA

| Constituents | 1Q98 | 2Q98 | Unit |
|---|---|---|---|
| Water elevation | 204.7 | 207.7 | ft msl |
| pH | 3.6 | 3.8 | pH |
| Sp. conductance | 460 | 200 | µS/cm |
| Water temperature | 17.0 | 16.0 | °C |
| Alkalinity as $CaCO_3$ | 0 | 0 | mg/L |
| Turbidity | 1 | 2 | NTU |
| Volumes purged | 10 | 7.2 | well vol |
| Sampling code | | | |
| Synchronous water level | 207.8 (03/18/98) | 206.5 (06/30/98) | ft msl |

ANALYTICAL DATA

| Constituents | 1Q98 | DF | Mod | ST | H | Lab | 2Q98 | DF | Mod | ST | H | Lab | Unit |
|---|---|---|---|---|---|---|---|---|---|---|---|---|---|
| ***Inorganic Constituents*** | | | | | | | | | | | | | |
| Antimony, total recoverable | <10 | 1 | | | | GE | | | | | | | µg/L |
| Arsenic, total recoverable | <5.0 | 1 | | | | GE | | | | | | | µg/L |
| Barium, total recoverable | 150 | 1 | | | | GE | | | | | | | µg/L |
| Cadmium, total recoverable | 3.5 | 1 | JE | | | GE | 2.0 | 1 | | | | GE | µg/L |
| Chromium, total recoverable | 1.8 | 1 | JE | | | GE | | | | | | | µg/L |
| Cobalt, total recoverable | 17 | 1 | | ■ | | GE | | | | | | | µg/L |
| Copper, total recoverable | 21 | 1 | | | | GE | | | | | | | µg/L |
| Cyanide | <10 | 1 | | | | GE | | | | | | | µg/L |
| Lead, total recoverable | 1.1 | 1 | JE | | | GE | 0.38 | 1 | JE | | | GE | µg/L |
| Mercury, total recoverable | 2.0 | 1 | | | | GE | | | | | | | µg/L |
| Nickel, total recoverable | 14 | 1 | | | | GE | | | | | | | µg/L |
| Nitrate as nitrogen | | | | | | | | | | | | | |
| Nitrate-nitrite as nitrogen | 51,000 | 40 | V | ■ | | GE | 20,000 | 20 | V | ■ | | GE | µg/L |
| Selenium, total recoverable | <5.0 | 1 | | | | GE | | | | | | | µg/L |
| Silver, total recoverable | <5.0 | 1 | | | | GE | | | | | | | µg/L |
| Thallium, total recoverable | <5.0 | 1 | | | | GE | | | | | | | µg/L |
| Vanadium, total recoverable | <5.0 | 1 | | | | GE | | | | | | | µg/L |
| Zinc, total recoverable | 35 | 1 | V | | | GE | | | | | | | µg/L |
| ***Organic Constituents*** | | | | | | | | | | | | | |
| Benzene | <1.0 | 1 | J1 | | ● | GE | | | | | | | µg/L |
| Bis(2-ethylhexyl) phthalate | <11 | 1 | | | | GE | | | | | | | µg/L |
| Dichloromethane | <1.7 | 1 | JV1 | | ● | GE | | | | | | | µg/L |
| Phenols | <5.0 | 1 | | | | GE | | | | | | | µg/L |
| Tetrachloroethylene | <1.0 | 1 | J1 | | ● | GE | | | | | | | µg/L |
| Trichloroethylene | <1.0 | 1 | J1 | | ● | GE | | | | | | | µg/L |
| Trichlorofluoromethane | 0.69 | 1 | JE1 | | ● | GE | | | | | | | µg/L |

Notes: Synchronous water levels are measured over approximately a 3–5 day period.
● = exceeded holding time.
■ = exceeded groundwater protection standard. See Appendix A.

## WELL FSB117D (cont.)

| Constituents | 1Q98 | DF | Mod | ST | H | Lab | 2Q98 | DF | Mod | ST | H | Lab | Unit |
|---|---|---|---|---|---|---|---|---|---|---|---|---|---|
| ***Radioactive Constituents*** | | | | | | | | | | | | | |
| Americium-241 | 7.5E+00 | 1 | | | | GP | | | | | | | pCi/L |
| Cesium-137 | <6.4E-01 | 1 | UI | | | GP | | | | | | | pCi/L |
| Cobalt-60 | <1.4E+00 | 1 | UI | | | GP | | | | | | | pCi/L |
| Curium-242 | <1.3E-01 | 1 | UI | | | GP | | | | | | | pCi/L |
| Curium-243/244 | 2.4E+00 | 1 | | | | GP | | | | | | | pCi/L |
| Curium-245/246 | <2.1E-01 | 1 | UI | | | GP | | | | | | | pCi/L |
| Gross alpha | 9.0E+02 | 1 | | ■ | | GP | 2.2E+02 | 1 | | ■ | | GP | pCi/L |
| Iodine-129 | 6.9E+01 | 1 | | ■ | | GP | | | | | | | pCi/L |
| Nonvolatile beta | 8.2E+02 | 1 | | ■ | | GP | 2.9E+02 | 1 | V | ■ | | GP | pCi/L |
| Plutonium-238 | <6.5E-01 | 1 | UJI1 | | | GP | | | | | | | pCi/L |
| Plutonium-239/240 | <2.1E-02 | 1 | UI | | | GP | | | | | | | pCi/L |
| Radium-226 | 1.9E+01 | 1 | | ■ | | GP | | | | | | | pCi/L |
| Radium-228 | 1.1E+01 | 1 | J | ■ | | GP | | | | | | | pCi/L |
| Strontium-90 | 2.1E+02 | 1 | V | ■ | | GP | | | | | | | pCi/L |
| Technetium-99 | 4.0E+01 | 1 | | | | GP | | | | | | | pCi/L |
| Thorium-228 | <4.0E-01 | 1 | UI | | | GP | | | | | | | pCi/L |
| Thorium-230 | <2.2E-01 | 1 | UI | | | GP | | | | | | | pCi/L |
| Thorium-232 | <3.2E-02 | 1 | UI | | | GP | | | | | | | pCi/L |
| Total alpha emitters | 7.4E+02 | | | ■ | | | | | | | | | pCi/L |
| Total beta emitters | 3.3E+02 | | | ■ | | | | | | | | | pCi/L |
| Total radium | 2.9E+01 | | | | | | | | | | | | pCi/L |
| Tritium | 1.5E+03 | 1 | | ■ | | GP | 1.1E+03 | 1 | | ■ | | GP | pCi/mL |
| Uranium-233/234 | 3.5E+02 | 1 | | ■ | | GP | | | | | | | pCi/L |
| Uranium-235 | 2.9E+01 | 1 | R4 | ■ | | GP | | | | | | | pCi/L |
| Uranium-238 | 3.8E+02 | 1 | | ■ | | GP | | | | | | | pCi/L |

Notes: Synchronous water levels are measured over approximately a 3–5 day period.
● = exceeded holding time.
■ = exceeded groundwater protection standard. See Appendix A.

# WELL FSB118D

| SRS Coord. | Lat/Longitude | Screen Zone Elevation | Top of Casing | Casing | Pump | Screen Zone |
|---|---|---|---|---|---|---|
| N74697.9<br>E51276.3 | 33.274646 °N<br>81.676877 °W | 211.3-191.3 ft msl | 243.3 ft msl | 4" PVC | S | Water Table (IIB2) |

| SAMPLE DATE | 01/09/98 | 04/02/98 |
|---|---|---|

FIELD DATA

| Constituents | 1Q98 | 2Q98 | Unit |
|---|---|---|---|
| Water elevation | 209.9 | 215.0 | ft msl |
| pH | 5.2 | 5.0 | pH |
| Sp. conductance | 26 | 32 | µS/cm |
| Water temperature | 18.0 | 17.0 | °C |
| Alkalinity as $CaCO_3$ | 1 | 1 | mg/L |
| Turbidity | 1 | 1 | NTU |
| Volumes purged | 7.3 | 4.0 | well vol |
| Sampling code | | | |
| Synchronous water level | 214.7 (03/18/98) | 213.9 (06/30/98) | ft msl |

ANALYTICAL DATA

| Constituents | 1Q98 | DF | Mod | ST | H | Lab | 2Q98 | DF | Mod | ST | H | Lab | Unit |
|---|---|---|---|---|---|---|---|---|---|---|---|---|---|
| ***Inorganic Constituents*** | | | | | | | | | | | | | |
| Antimony, total recoverable | <10 | 1 | | | | GE | | | | | | | µg/L |
| Arsenic, total recoverable | <5.0 | 1 | | | | GE | | | | | | | µg/L |
| Barium, total recoverable | 9.4 | 1 | | | | GE | | | | | | | µg/L |
| Cadmium, total recoverable | 0.42 | 1 | JE | | | GE | <1.0 | 1 | | | | GE | µg/L |
| Chromium, total recoverable | 1.2 | 1 | JE | | | GE | | | | | | | µg/L |
| Cobalt, total recoverable | 0.72 | 1 | JE | | | GE | | | | | | | µg/L |
| Copper, total recoverable | 27 | 1 | | | | GE | | | | | | | µg/L |
| Cyanide | <10 | 1 | | | | GE | | | | | | | µg/L |
| Lead, total recoverable | 4.6 | 1 | JE | | | GE | 3.7 | 1 | | | | GE | µg/L |
| Mercury, total recoverable | 0.26 | 1 | | | | GE | | | | | | | µg/L |
| Nickel, total recoverable | <5.0 | 1 | | | | GE | | | | | | | µg/L |
| Nitrate as nitrogen | | | | | | | | | | | | | |
| Nitrate-nitrite as nitrogen | 910 | 1 | V | | | GE | 1,000 | 1 | J | | | GE | µg/L |
| Selenium, total recoverable | 1.4 | 1 | JE | | | GE | | | | | | | µg/L |
| Silver, total recoverable | 0.66 | 1 | JE | | | GE | | | | | | | µg/L |
| Thallium, total recoverable | <5.0 | 1 | | | | GE | | | | | | | µg/L |
| Vanadium, total recoverable | <5.0 | 1 | | | | GE | | | | | | | µg/L |
| Zinc, total recoverable | 31 | 1 | V | | | GE | | | | | | | µg/L |
| ***Organic Constituents*** | | | | | | | | | | | | | |
| Benzene | <1.0 | 1 | | | | GE | | | | | | | µg/L |
| Bis(2-ethylhexyl) phthalate | <11 | 1 | | | | GE | | | | | | | µg/L |
| Dichloromethane | <1.4 | 1 | V | | | GE | | | | | | | µg/L |
| Phenols | <5.0 | 1 | | | | GE | | | | | | | µg/L |
| Tetrachloroethylene | <1.0 | 1 | | | | GE | | | | | | | µg/L |
| Trichloroethylene | <1.0 | 1 | | | | GE | | | | | | | µg/L |
| Trichlorofluoromethane | <1.0 | 1 | | | | GE | | | | | | | µg/L |

Notes: Synchronous water levels are measured over approximately a 3–5 day period.
● = exceeded holding time.
■ = exceeded groundwater protection standard. See Appendix A.

## WELL FSB118D (cont.)

| Constituents | 1Q98 | DF | Mod | ST | H | Lab | 2Q98 | DF | Mod | ST | H | Lab | Unit |
|---|---|---|---|---|---|---|---|---|---|---|---|---|---|
| ***Radioactive Constituents*** | | | | | | | | | | | | | |
| Americium-241 | <-1.3E-02 | 1 | UI | | | GP | | | | | | | pCi/L |
| Cesium-137 | 7.3E+00 | 1 | R4 | | | GP | | | | | | | pCi/L |
| Cobalt-60 | <1.6E+00 | 1 | UI | | | GP | | | | | | | pCi/L |
| Curium-242 | <-2.2E-02 | 1 | UI | | | GP | | | | | | | pCi/L |
| Curium-243/244 | <-9.0E-03 | 1 | UI | | | GP | | | | | | | pCi/L |
| Curium-245/246 | <-8.0E-03 | 1 | UI | | | GP | | | | | | | pCi/L |
| Gross alpha | <5.7E-01 | 1 | UI | | | GP | 1.0E+00 | 1 | | | | GP | pCi/L |
| Iodine-129 | 1.2E+00 | 1 | R4 | | | GP | | | | | | | pCi/L |
| Nonvolatile beta | <8.1E-01 | 1 | UI | | | GP | <1.0E+00 | 1 | UI | | | GP | pCi/L |
| Plutonium-238 | <1.5E-02 | 1 | UI | | | GP | | | | | | | pCi/L |
| Plutonium-239/240 | <3.6E-02 | 1 | UI | | | GP | | | | | | | pCi/L |
| Radium-226 | 8.4E-01 | 1 | | | | GP | | | | | | | pCi/L |
| Radium-228 | 2.4E+00 | 1 | UIV | | | GP | | | | | | | pCi/L |
| Strontium-90 | <-6.9E-01 | 1 | UI | | | GP | | | | | | | pCi/L |
| Technetium-99 | <-1.5E+01 | 1 | UI | | | GP | | | | | | | pCi/L |
| Thorium-228 | <4.6E-01 | 1 | UI | | | GP | | | | | | | pCi/L |
| Thorium-230 | <9.3E-02 | 1 | UI | | | GP | | | | | | | pCi/L |
| Thorium-232 | <-2.6E-02 | 1 | UI | | | GP | | | | | | | pCi/L |
| Total alpha emitters | | | | | | | | | | | | | |
| Total beta emitters | | | | | | | | | | | | | |
| Total radium | 8.4E-01 | | | | | | | | | | | | pCi/L |
| Tritium | 7.4E+00 | 1 | | | | GP | 6.0E+00 | 1 | | | | GP | pCi/mL |
| Uranium-233/234 | <2.0E-03 | 1 | UI | | | GP | | | | | | | pCi/L |
| Uranium-235 | <4.0E-03 | 1 | UI | | | GP | | | | | | | pCi/L |
| Uranium-238 | <1.5E-02 | 1 | UI | | | GP | | | | | | | pCi/L |

Notes: Synchronous water levels are measured over approximately a 3–5 day period.
● = exceeded holding time.
■ = exceeded groundwater protection standard. See Appendix A.

# WELL FSB119D

| SRS Coord. | Lat/Longitude | Screen Zone Elevation | Top of Casing | Casing | Pump | Screen Zone |
|---|---|---|---|---|---|---|
| N74599.7<br>E50600.6 | 33.273326 °N<br>81.678465 °W | 213.1-193.1 ft msl | 254.1 ft msl | 4" PVC | S | Water Table (IIB2) |

| SAMPLE DATE | 01/20/98 | 04/08/98 |
|---|---|---|

FIELD DATA

| Constituents | 1Q98 | 2Q98 | Unit |
|---|---|---|---|
| Water elevation | 207.3 | 211.7 | ft msl |
| pH | 3.8 | 3.8 | pH |
| Sp. conductance | 640 | 240 | µS/cm |
| Water temperature | 16.0 | 16 | °C |
| Alkalinity as $CaCO_3$ | 0 | 0 | mg/L |
| Turbidity | 45 | 58.7 | NTU |
| Volumes purged | 0.11 | 0.90 | well vol |
| Sampling code | XN | TN | |
| Synchronous water level | 211.2 (03/18/98) | 210.6 (06/30/98) | ft msl |

ANALYTICAL DATA

| Constituents | 1Q98 | DF | Mod | ST | H | Lab | 2Q98 | DF | Mod | ST | H | Lab | Unit |
|---|---|---|---|---|---|---|---|---|---|---|---|---|---|
| ***Inorganic Constituents*** | | | | | | | | | | | | | |
| Antimony, total recoverable | <10 | 1 | | | | GE | | | | | | | µg/L |
| Arsenic, total recoverable | 3.2 | 1 | JE | | | GE | | | | | | | µg/L |
| Barium, total recoverable | 270 | 1 | | | | GE | | | | | | | µg/L |
| Cadmium, total recoverable | 4.8 | 1 | JE | | | GE | 4.2 | 1 | | | | GE | µg/L |
| Chromium, total recoverable | 34 | 1 | | | | GE | | | | | | | µg/L |
| Cobalt, total recoverable | 19 | 1 | | ■ | | GE | | | | | | | µg/L |
| Copper, total recoverable | 76 | 1 | | | | GE | | | | | | | µg/L |
| Cyanide | <10 | 1 | | | | GE | | | | | | | µg/L |
| Lead, total recoverable | 19 | 1 | | ■ | | GE | 8.0 | 1 | | | | GE | µg/L |
| Mercury, total recoverable | 1.5 | 1 | | | | GE | | | | | | | µg/L |
| Nickel, total recoverable | 35 | 1 | | | | GE | | | | | | | µg/L |
| Nitrate as nitrogen | | | | | | | | | | | | | |
| Nitrate-nitrite as nitrogen | 91,000 | 80 | V | ■ | | GE | 52,000 | 20 | V | ■ | | GE | µg/L |
| Selenium, total recoverable | <5.0 | 1 | | | | GE | | | | | | | µg/L |
| Silver, total recoverable | <5.0 | 1 | | | | GE | | | | | | | µg/L |
| Thallium, total recoverable | <5.0 | 1 | | | | GE | | | | | | | µg/L |
| Vanadium, total recoverable | 5.0 | 1 | | ■ | | GE | | | | | | | µg/L |
| Zinc, total recoverable | 72 | 1 | V | | | GE | | | | | | | µg/L |
| ***Organic Constituents*** | | | | | | | | | | | | | |
| Benzene | <1.0 | 1 | J1 | | ● | GE | | | | | | | µg/L |
| Bis(2-ethylhexyl) phthalate | <11 | 1 | | | | GE | | | | | | | µg/L |
| Dichloromethane | <2.3 | 1 | JV1 | | ● | GE | | | | | | | µg/L |
| Phenols | <5.0 | 1 | | | | GE | | | | | | | µg/L |
| Tetrachloroethylene | <1.0 | 1 | J1 | | ● | GE | | | | | | | µg/L |
| Trichloroethylene | <1.0 | 1 | J1 | | ● | GE | | | | | | | µg/L |
| Trichlorofluoromethane | <1.0 | 1 | J1 | | ● | GE | | | | | | | µg/L |

Notes: Synchronous water levels are measured over approximately a 3–5 day period.
● = exceeded holding time.
■ = exceeded groundwater protection standard. See Appendix A.

## WELL FSB119D (cont.)

| Constituents | 1Q98 | DF | Mod | ST | H | Lab | 2Q98 | DF | Mod | ST | H | Lab | Unit |
|---|---|---|---|---|---|---|---|---|---|---|---|---|---|
| ***Radioactive Constituents*** | | | | | | | | | | | | | |
| Americium-241 | 1.2E+01 | 1 | | | | GP | | | | | | | pCi/L |
| Cesium-137 | <1.5E+00 | 1 | UI | | | GP | | | | | | | pCi/L |
| Cobalt-60 | <3.8E-01 | 1 | UI | | | GP | | | | | | | pCi/L |
| Curium-242 | <4.2E-02 | 1 | UI | | | GP | | | | | | | pCi/L |
| Curium-243/244 | 2.6E+00 | 1 | | | | GP | | | | | | | pCi/L |
| Curium-245/246 | 8.7E-01 | 1 | | | | GP | | | | | | | pCi/L |
| Gross alpha | 9.3E+02 | 1 | | ■ | | GP | 1.1E+03 | 1 | | ■ | | GP | pCi/L |
| Iodine-129 | 9.4E+01 | 1 | | ■ | | GP | | | | | | | pCi/L |
| Nonvolatile beta | 1.1E+03 | 1 | | ■ | | GP | 1.1E+03 | 1 | | ■ | | GP | pCi/L |
| Plutonium-238 | 1.1E+00 | 1 | J1 | | | GP | | | | | | | pCi/L |
| Plutonium-239/240 | <0.0E+00 | 1 | UI | | | GP | | | | | | | pCi/L |
| Radium-226 | 3.0E+01 | 1 | | ■ | | GP | | | | | | | pCi/L |
| Radium-228 | 2.4E+01 | 1 | J | ■ | | GP | | | | | | | pCi/L |
| Strontium-90 | 2.7E+02 | 1 | V | ■ | | GP | | | | | | | pCi/L |
| Technetium-99 | 9.9E+01 | 1 | | ■ | | GP | | | | | | | pCi/L |
| Thorium-228 | 1.2E+00 | 1 | | | | GP | | | | | | | pCi/L |
| Thorium-230 | 2.7E-01 | 1 | UIV | | | GP | | | | | | | pCi/L |
| Thorium-232 | <3.8E-02 | 1 | UI | | | GP | | | | | | | pCi/L |
| Total alpha emitters | 9.9E+02 | | | ■ | | | | | | | | | pCi/L |
| Total beta emitters | 4.9E+02 | | | ■ | | | | | | | | | pCi/L |
| Total radium | 5.4E+01 | | | | | | | | | | | | pCi/L |
| Tritium | 3.0E+03 | 1 | | ■ | | GP | 2.4E+03 | 1 | | ■ | | GP | pCi/mL |
| Uranium-233/234 | 4.5E+02 | 1 | | ■ | | GP | | | | | | | pCi/L |
| Uranium-235 | 3.1E+01 | 1 | R4 | ■ | | GP | | | | | | | pCi/L |
| Uranium-238 | 5.2E+02 | 1 | | ■ | | GP | | | | | | | pCi/L |

Notes: Synchronous water levels are measured over approximately a 3–5 day period.
● = exceeded holding time.
■ = exceeded groundwater protection standard. See Appendix A.

# WELL FSB120A

| SRS Coord. | Lat/Longitude | Screen Zone Elevation | Top of Casing | Casing | Pump | Screen Zone |
|---|---|---|---|---|---|---|
| N75538.9<br>E49175.7 | 33.273077 °N<br>81.684041 °W | 109.0-99.0 ft msl | 280.1 ft msl | 4" PVC | S | U. Congaree (IIA) |

| SAMPLE DATE | 01/13/98 | 04/13/98 |
|---|---|---|

FIELD DATA

| Constituents | 1Q98 | 2Q98 | Unit |
|---|---|---|---|
| Water elevation | 168.7 | 174.4 | ft msl |
| pH | 12.0 | 11.4 | pH |
| Sp. conductance | 2400 | 2800 | µS/cm |
| Water temperature | 17.3 | 19.6 | °C |
| Alkalinity as $CaCO_3$ | 512 | 581 | mg/L |
| Turbidity | 1 | 2 | NTU |
| Volumes purged | 0.022 | 0.020 | well vol |
| Sampling code | XN | XN | |
| Synchronous water level | 171.3 (03/18/98) | 173.7 (06/29/98) | ft msl |

ANALYTICAL DATA

| Constituents | 1Q98 | DF | Mod | ST | H | Lab | 2Q98 | DF | Mod | ST | H | Lab | Unit |
|---|---|---|---|---|---|---|---|---|---|---|---|---|---|
| ***Inorganic Constituents*** | | | | | | | | | | | | | |
| Antimony, total recoverable | <10 | 1 | | | | GE | | | | | | | µg/L |
| Arsenic, total recoverable | <5.0 | 1 | | | | GE | | | | | | | µg/L |
| Barium, total recoverable | 120 | 1 | | | | GE | | | | | | | µg/L |
| Cadmium, total recoverable | <5.0 | 1 | | | | GE | 0.22 | 1 | JE | | | GE | µg/L |
| Chromium, total recoverable | 1.8 | 1 | JE | | | GE | | | | | | | µg/L |
| Cobalt, total recoverable | <5.0 | 1 | | | | GE | | | | | | | µg/L |
| Copper, total recoverable | <5.0 | 1 | | | | GE | | | | | | | µg/L |
| Cyanide | <10 | 1 | | | | GE | | | | | | | µg/L |
| Lead, total recoverable | 4.1 | 1 | JE | | | GE | 2.7 | 1 | | | | GE | µg/L |
| Mercury, total recoverable | <0.19 | 1 | JEV | | | GE | | | | | | | µg/L |
| Nickel, total recoverable | <5.0 | 1 | | | | GE | | | | | | | µg/L |
| Nitrate as nitrogen | | | | | | | | | | | | | |
| Nitrate-nitrite as nitrogen | 16,000 | 20 | | ■ | | GE | 22,000 | 10 | | ■ | | GE | µg/L |
| Selenium, total recoverable | <5.0 | 1 | | | | GE | | | | | | | µg/L |
| Silver, total recoverable | <1.5 | 1 | JEV | | | GE | | | | | | | µg/L |
| Thallium, total recoverable | 3.5 | 1 | JE | ■ | | GE | | | | | | | µg/L |
| Vanadium, total recoverable | 2.5 | 1 | JE | | | GE | | | | | | | µg/L |
| Zinc, total recoverable | 4.3 | 1 | JE | | | GE | | | | | | | µg/L |
| ***Organic Constituents*** | | | | | | | | | | | | | |
| Benzene | <1.0 | 1 | | | | GE | | | | | | | µg/L |
| Bis(2-ethylhexyl) phthalate | <10 | 1 | | | | GE | | | | | | | µg/L |
| Dichloromethane | <3.9 | 1 | V | | | GE | | | | | | | µg/L |
| Phenols | <5.0 | 1 | | | | GE | | | | | | | µg/L |
| Tetrachloroethylene | <1.0 | 1 | | | | GE | | | | | | | µg/L |
| Trichloroethylene | 2.4 | 1 | | | | GE | | | | | | | µg/L |
| Trichlorofluoromethane | <1.0 | 1 | | | | GE | | | | | | | µg/L |

Notes: Synchronous water levels are measured over approximately a 3–5 day period.
● = exceeded holding time.
■ = exceeded groundwater protection standard. See Appendix A.

## WELL FSB120A (cont.)

| Constituents | 1Q98 | DF | Mod | ST | H | Lab | 2Q98 | DF | Mod | ST | H | Lab | Unit |
|---|---|---|---|---|---|---|---|---|---|---|---|---|---|
| ***Radioactive Constituents*** | | | | | | | | | | | | | |
| Americium-241 | 6.5E-01 | 1 | UIV | | | GP | | | | | | | pCi/L |
| Cesium-137 | <9.2E-01 | 1 | UI | | | GP | | | | | | | pCi/L |
| Cobalt-60 | <4.3E-01 | 1 | UI | | | GP | | | | | | | pCi/L |
| Curium-242 | <-4.3E-02 | 1 | UI | | | GP | | | | | | | pCi/L |
| Curium-243/244 | <1.9E-01 | 1 | UI | | | GP | | | | | | | pCi/L |
| Curium-245/246 | <1.6E-01 | 1 | UI | | | GP | | | | | | | pCi/L |
| Gross alpha | 2.5E+00 | 1 | | | | GP | 2.8E+00 | 1 | J2 | | | GP | pCi/L |
| Iodine-129 | 4.0E+00 | 1 | R4 | | | GP | | | | | | | pCi/L |
| Nonvolatile beta | 2.1E+01 | 1 | J | | | GP | 3.1E+01 | 1 | | | | GP | pCi/L |
| Plutonium-238 | <4.4E-01 | 1 | UJI | | | GP | | | | | | | pCi/L |
| Plutonium-239/240 | 9.3E-01 | 1 | | | | GP | | | | | | | pCi/L |
| Radium-226 | 2.3E+00 | 1 | | | | GP | | | | | | | pCi/L |
| Radium-228 | 2.9E+00 | 1 | | | | GP | | | | | | | pCi/L |
| Strontium-90 | 5.9E+00 | 1 | | | | GP | | | | | | | pCi/L |
| Technetium-99 | <1.9E+01 | 1 | UI | | | GP | | | | | | | pCi/L |
| Thorium-228 | <-4.6E-02 | 1 | UI | | | GP | | | | | | | pCi/L |
| Thorium-230 | 1.1E-01 | 1 | | | | GP | | | | | | | pCi/L |
| Thorium-232 | <-1.3E-02 | 1 | UI | | | GP | | | | | | | pCi/L |
| Total alpha emitters | 1.0E+00 | | | | | | | | | | | | pCi/L |
| Total beta emitters | 8.8E+00 | | | | | | | | | | | | pCi/L |
| Total radium | 5.2E+00 | | | | | | | | | | | | pCi/L |
| Tritium | 4.1E+02 | 1 | | ■ | | GP | 6.3E+02 | 1 | | ■ | | GP | pCi/mL |
| Uranium-233/234 | <3.3E-02 | 1 | UI | | | GP | | | | | | | pCi/L |
| Uranium-235 | <-3.0E-02 | 1 | .UI | | | GP | | | | | | | pCi/L |
| Uranium-238 | <2.1E-02 | 1 | UI | | | GP | | | | | | | pCi/L |

Notes: Synchronous water levels are measured over approximately a 3–5 day period.
● = exceeded holding time.
■ = exceeded groundwater protection standard. See Appendix A.

# WELL FSB120C

| SRS Coord. | Lat/Longitude | Screen Zone Elevation | Top of Casing | Casing | Pump | Screen Zone |
|---|---|---|---|---|---|---|
| N75549.8<br>E49171.1 | 33.273094 °N<br>81.684074 °W | 160.7-150.7 ft msl | 279.7 ft msl | 4" PVC | S | Barnwell (IIB1) |

| SAMPLE DATE | 01/13/98 | 04/13/98 |
|---|---|---|

FIELD DATA

| Constituents | 1Q98 | 2Q98 | Unit |
|---|---|---|---|
| Water elevation | 203.5 | 207.1 | ft msl |
| pH | 8.5 | 6.7 | pH |
| Sp. conductance | 310 | 310 | µS/cm |
| Water temperature | 19.5 | 18.7 | °C |
| Alkalinity as $CaCO_3$ | 26 | 21 | mg/L |
| Turbidity | 1 | 1 | NTU |
| Volumes purged | 2.5 | 2.2 | well vol |
| Sampling code | | | |
| Synchronous water level | 206.0 (03/18/98) | 208.5 (06/29/98) | ft msl |

ANALYTICAL DATA

| Constituents | 1Q98 | DF | Mod | ST | H | Lab | 2Q98 | DF | Mod | ST | H | Lab | Unit |
|---|---|---|---|---|---|---|---|---|---|---|---|---|---|
| ***Inorganic Constituents*** | | | | | | | | | | | | | |
| Antimony, total recoverable | 27 | 1 | JE | ■ | | WA | | | | | | | µg/L |
| Arsenic, total recoverable | <5.0 | 1 | | | | GE | | | | | | | µg/L |
| Barium, total recoverable | 120 | 1 | | | | WA | | | | | | | µg/L |
| Cadmium, total recoverable | 0.75 | 1 | JE | | | WA | 0.33 | 1 | JE | | | GE | µg/L |
| Chromium, total recoverable | 1.4 | 1 | JE | | | GE | | | | | | | µg/L |
| Cobalt, total recoverable | 4.3 | 1 | JE | ■ | | GE | | | | | | | µg/L |
| Copper, total recoverable | <2.8 | 1 | V | | | WA | | | | | | | µg/L |
| Cyanide | <10 | 1 | | | | GE | | | | | | | µg/L |
| Lead, total recoverable | <5.0 | 1 | | | | GE | 0.39 | 1 | JE | | | GE | µg/L |
| Mercury, total recoverable | <0.20 | 1 | | | | GE | | | | | | | µg/L |
| Nickel, total recoverable | 7.2 | 1 | JE | | | WA | | | | | | | µg/L |
| Nitrate as nitrogen | | | | | | | | | | | | | |
| Nitrate-nitrite as nitrogen | 29,000 | 50 | | ■ | | WA | 26,000 | 10 | | ■ | | GE | µg/L |
| Selenium, total recoverable | <5.0 | 1 | | | | GE | | | | | | | µg/L |
| Silver, total recoverable | 1.3 | 1 | JE | | | WA | | | | | | | µg/L |
| Thallium, total recoverable | <5.0 | 1 | | | | GE | | | | | | | µg/L |
| Vanadium, total recoverable | <5.0 | 1 | | | | GE | | | | | | | µg/L |
| Zinc, total recoverable | 20 | 1 | | | | GE | | | | | | | µg/L |
| ***Organic Constituents*** | | | | | | | | | | | | | |
| Benzene | <1.0 | 1 | J | | | GE | | | | | | | µg/L |
| Bis(2-ethylhexyl) phthalate | <10 | 1 | | | | GE | | | | | | | µg/L |
| Dichloromethane | <0.81 | 1 | JEV | | | GE | | | | | | | µg/L |
| Phenols | <5.0 | 1 | | | | GE | | | | | | | µg/L |
| Tetrachloroethylene | <1.0 | 1 | J | | | GE | | | | | | | µg/L |
| Trichloroethylene | 2.2 | 1 | JE | | | WA | | | | | | | µg/L |
| Trichlorofluoromethane | <1.0 | 1 | J | | | GE | | | | | | | µg/L |

Notes: Synchronous water levels are measured over approximately a 3–5 day period.
● = exceeded holding time.
■ = exceeded groundwater protection standard. See Appendix A.

## WELL FSB120C (cont.)

| Constituents | 1Q98 | DF | Mod | ST | H | Lab | 2Q98 | DF | Mod | ST | H | Lab | Unit |
|---|---|---|---|---|---|---|---|---|---|---|---|---|---|
| ***Radioactive Constituents*** | | | | | | | | | | | | | |
| Americium-241 | 6.7E-01 | 1 | UIV | | | GP | | | | | | | pCi/L |
| Cesium-137 | 5.1E+00 | 1 | R4 | | | GP | | | | | | | pCi/L |
| Cobalt-60 | <2.1E-01 | 1 | UI | | | GP | | | | | | | pCi/L |
| Curium-242 | <0.0E+00 | 1 | UI | | | TM | | | | | | | pCi/L |
| Curium-243/244 | <0.0E+00 | 1 | UI | | | TM | | | | | | | pCi/L |
| Curium-245/246 | <4.8E-02 | 1 | UI | | | GP | | | | | | | pCi/L |
| Gross alpha | 1.6E+01 | 1 | | ■ | | TM | 1.3E+01 | 1 | J2 | | | GP | pCi/L |
| Iodine-129 | 7.9E+00 | 1 | R4 | | | GP | | | | | | | pCi/L |
| Nonvolatile beta | 4.4E+01 | 1 | J | | | GP | 3.4E+01 | 1 | | | | GP | pCi/L |
| Plutonium-238 | <0.0E+00 | 1 | UI | | | TM | | | | | | | pCi/L |
| Plutonium-239/240 | 7.5E-01 | 1 | | | | GP | | | | | | | pCi/L |
| Radium-226 | 8.4E+00 | 1 | | ■ | | TM | | | | | | | pCi/L |
| Radium-228 | 6.2E+00 | 1 | | ■ | | TM | | | | | | | pCi/L |
| Strontium-90 | 4.6E+00 | 1 | | | | TM | | | | | | | pCi/L |
| Technetium-99 | 5.2E+01 | 1 | | ■ | | TM | | | | | | | pCi/L |
| Thorium-228 | <6.0E-02 | 1 | UI | | | TM | | | | | | | pCi/L |
| Thorium-230 | 4.3E-01 | 1 | | | | GP | | | | | | | pCi/L |
| Thorium-232 | <-6.0E-03 | 1 | UI | | | GP | | | | | | | pCi/L |
| Total alpha emitters | 1.2E+00 | | | | | | | | | | | | pCi/L |
| Total beta emitters | 6.3E+01 | | | ■ | | | | | | | | | pCi/L |
| Total radium | 1.5E+01 | | | | | | | | | | | | pCi/L |
| Tritium | 8.5E+02 | 1 | | ■ | | TM | 6.7E+02 | 1 | | ■ | | GP | pCi/mL |
| Uranium-233/234 | <1.5E-01 | 1 | UI | | | GP | | | | | | | pCi/L |
| Uranium-235 | <3.5E-02 | 1 | UI | | | GP | | | | | | | pCi/L |
| Uranium-238 | <0.0E+00 | 1 | UI | | | GP | | | | | | | pCi/L |

Notes: Synchronous water levels are measured over approximately a 3–5 day period.
● = exceeded holding time.
■ = exceeded groundwater protection standard. See Appendix A.

# WELL FSB120D

| SRS Coord. | Lat/Longitude | Screen Zone Elevation | Top of Casing | Casing | Pump | Screen Zone |
|---|---|---|---|---|---|---|
| N75568.7<br>E49163.7 | 33.273124 °N<br>81.684130 °W | 216.5-196.5 ft msl | 280.5 ft msl | 4" PVC | S | Water Table (IIB2) |

| SAMPLE DATE | 01/13/98 | 04/13/98 |
|---|---|---|

FIELD DATA

| Constituents | 1Q98 | 2Q98 | Unit |
|---|---|---|---|
| Water elevation | 206.8 | 210.5 | ft msl |
| pH | 6.5 | 9.1 | pH |
| Sp. conductance | 43 | 79 | µS/cm |
| Water temperature | 18.0 | 18.5 | °C |
| Alkalinity as $CaCO_3$ | 9 | 36 | mg/L |
| Turbidity | 23 | 2 | NTU |
| Volumes purged | 0.30 | 0.11 | well vol |
| Sampling code | XN | NTX | |
| Synchronous water level | 209.1 (03/18/98) | 212.6 (06/29/98) | ft msl |

ANALYTICAL DATA

| Constituents | 1Q98 | DF | Mod | ST | H | Lab | 2Q98 | DF | Mod | ST | H | Lab | Unit |
|---|---|---|---|---|---|---|---|---|---|---|---|---|---|
| ***Inorganic Constituents*** | | | | | | | | | | | | | |
| Antimony, total recoverable | <10 | 1 | | | | GE | | | | | | | µg/L |
| Arsenic, total recoverable | <5.0 | 1 | | | | GE | | | | | | | µg/L |
| Barium, total recoverable | 38 | 1 | | | | GE | | | | | | | µg/L |
| Cadmium, total recoverable | 0.41 | 1 | JE | | | GE | 0.55 | 1 | JE | | | GE | µg/L |
| Chromium, total recoverable | 6.1 | 1 | | | | GE | | | | | | | µg/L |
| Cobalt, total recoverable | <5.0 | 1 | | | | GE | | | | | | | µg/L |
| Copper, total recoverable | 19 | 1 | | | | GE | | | | | | | µg/L |
| Cyanide | <10 | 1 | | | | GE | | | | | | | µg/L |
| Lead, total recoverable | 11 | 1 | | | | GE | 11 | 1 | | | | GE | µg/L |
| Mercury, total recoverable | <0.20 | 1 | | | | GE | | | | | | | µg/L |
| Nickel, total recoverable | 12 | 1 | | | | GE | | | | | | | µg/L |
| Nitrate as nitrogen | | | | | | | | | | | | | |
| Nitrate-nitrite as nitrogen | 380 | 1 | | | | GE | 500 | 1 | | | | GE | µg/L |
| Selenium, total recoverable | <5.0 | 1 | | | | GE | | | | | | | µg/L |
| Silver, total recoverable | 1.6 | 1 | JE | | | GE | | | | | | | µg/L |
| Thallium, total recoverable | <5.0 | 1 | | | | GE | | | | | | | µg/L |
| Vanadium, total recoverable | 1.2 | 1 | JE | | | GE | | | | | | | µg/L |
| Zinc, total recoverable | 210 | 1 | V | | | GE | | | | | | | µg/L |
| ***Organic Constituents*** | | | | | | | | | | | | | |
| Benzene | <1.0 | 1 | J | | | GE | | | | | | | µg/L |
| Bis(2-ethylhexyl) phthalate | <10 | 1 | | | | GE | | | | | | | µg/L |
| Dichloromethane | <4.2 | 1 | JV | | | GE | | | | | | | µg/L |
| Phenols | <5.0 | 1 | | | | GE | | | | | | | µg/L |
| Tetrachloroethylene | <1.0 | 1 | J | | | GE | | | | | | | µg/L |
| Trichloroethylene | <1.0 | 1 | J | | | GE | | | | | | | µg/L |
| Trichlorofluoromethane | <1.0 | 1 | J | | | GE | | | | | | | µg/L |

Notes: Synchronous water levels are measured over approximately a 3–5 day period.
● = exceeded holding time.
■ = exceeded groundwater protection standard. See Appendix A.

## WELL FSB120D (cont.)

| Constituents | 1Q98 | DF | Mod | ST | H | Lab | 2Q98 | DF | Mod | ST | H | Lab | Unit |
|---|---|---|---|---|---|---|---|---|---|---|---|---|---|
| ***Radioactive Constituents*** | | | | | | | | | | | | | |
| Americium-241 | <3.8E-01 | 1 | UI | | | GP | | | | | | | pCi/L |
| Cesium-137 | <6.1E-01 | 1 | UI | | | GP | | | | | | | pCi/L |
| Cobalt-60 | <-1.7E-01 | 1 | UI | | | GP | | | | | | | pCi/L |
| Curium-242 | <3.7E-02 | 1 | UI | | | GP | | | | | | | pCi/L |
| Curium-243/244 | <3.8E-01 | 1 | UI | | | GP | | | | | | | pCi/L |
| Curium-245/246 | <5.0E-02 | 1 | UI | | | GP | | | | | | | pCi/L |
| Gross alpha | 1.2E+00 | 1 | | | | GP | 5.4E+00 | 1 | J2 | | | GP | pCi/L |
| Iodine-129 | <-2.7E-01 | 1 | UI | | | GP | | | | | | | pCi/L |
| Nonvolatile beta | 1.7E+00 | 1 | J | | | GP | 4.5E+00 | 1 | | | | GP | pCi/L |
| Plutonium-238 | <3.9E-01 | 1 | UJI | | | GP | | | | | | | pCi/L |
| Plutonium-239/240 | <1.4E-01 | 1 | UI | | | GP | | | | | | | pCi/L |
| Radium-226 | 9.5E-01 | 1 | | | | GP | | | | | | | pCi/L |
| Radium-228 | 3.3E+00 | 1 | | | | GP | | | | | | | pCi/L |
| Strontium-90 | <-7.2E-02 | 1 | UJI | | | GP | | | | | | | pCi/L |
| Technetium-99 | <0.0E+00 | 1 | UI | | | GP | | | | | | | pCi/L |
| Thorium-228 | <1.4E-01 | 1 | UI | | | GP | | | | | | | pCi/L |
| Thorium-230 | <1.1E-01 | 1 | UI | | | GP | | | | | | | pCi/L |
| Thorium-232 | <-2.4E-02 | 1 | UI | | | GP | | | | | | | pCi/L |
| Total alpha emitters | 5.3E-01 | | | | | | | | | | | | pCi/L |
| Total beta emitters | 3.3E+00 | | | | | | | | | | | | pCi/L |
| Total radium | 4.2E+00 | | | | | | | | | | | | pCi/L |
| Tritium | 9.7E+00 | 1 | | | | GP | 8.7E+00 | 1 | | | | GP | pCi/mL |
| Uranium-233/234 | 5.3E-01 | 1 | | | | GP | | | | | | | pCi/L |
| Uranium-235 | <3.7E-02 | 1 | UI | | | GP | | | | | | | pCi/L |
| Uranium-238 | <-4.6E-02 | 1 | UI | | | GP | | | | | | | pCi/L |

*Notes: Synchronous water levels are measured over approximately a 3–5 day period.*
● = exceeded holding time.
■ = exceeded groundwater protection standard. See Appendix A.

# WELL FSB121C

| SRS Coord. | Lat/Longitude | Screen Zone Elevation | Top of Casing | Casing | Pump | Screen Zone |
|---|---|---|---|---|---|---|
| N75155.7<br>E48413.1 | 33.270985 °N<br>81.685304 °W | 158.4-148.4 ft msl | 256.5 ft msl | 4" PVC | S | Barnwell (IIB1) |

| SAMPLE DATE | 01/09/98 | 04/13/98 |
|---|---|---|

FIELD DATA

| Constituents | 1Q98 | 2Q98 | Unit |
|---|---|---|---|
| Water elevation | 202.1 | 205.8 | ft msl |
| pH | 6.0 | 5.7 | pH |
| Sp. conductance | 54 | 69 | µS/cm |
| Water temperature | 18.0 | 18.8 | °C |
| Alkalinity as $CaCO_3$ | 5 | 14 | mg/L |
| Turbidity | 1 | 1 | NTU |
| Volumes purged | 4.5 | 2.5 | well vol |
| Sampling code | | | |
| Synchronous water level | 204.7 (03/18/98) | 207.0 (06/29/98) | ft msl |

ANALYTICAL DATA

| Constituents | 1Q98 | DF | Mod | ST | H | Lab | 2Q98 | DF | Mod | ST | H | Lab | Unit |
|---|---|---|---|---|---|---|---|---|---|---|---|---|---|
| ***Inorganic Constituents*** | | | | | | | | | | | | | |
| Antimony, total recoverable | <2.7 | 1 | JEV | | | GE | | | | | | | µg/L |
| Arsenic, total recoverable | <5.0 | 1 | | | | GE | | | | | | | µg/L |
| Barium, total recoverable | 27 | 1 | | | | GE | | | | | | | µg/L |
| Cadmium, total recoverable | <5.0 | 1 | | | | GE | <1.0 | 1 | | | | GE | µg/L |
| Chromium, total recoverable | 1.4 | 1 | JE | | | GE | | | | | | | µg/L |
| Cobalt, total recoverable | <5.0 | 1 | | | | GE | | | | | | | µg/L |
| Copper, total recoverable | <5.0 | 1 | | | | GE | | | | | | | µg/L |
| Cyanide | <10 | 1 | | | | GE | | | | | | | µg/L |
| Lead, total recoverable | <5.0 | 1 | | | | GE | 0.83 | 1 | JE | | | GE | µg/L |
| Mercury, total recoverable | <0.20 | 1 | | | | GE | | | | | | | µg/L |
| Nickel, total recoverable | <5.0 | 1 | | | | GE | | | | | | | µg/L |
| Nitrate as nitrogen | | | | | | | | | | | | | |
| Nitrate-nitrite as nitrogen | 2,900 | 3 | V | | | GE | 3,200 | 2 | | | | GE | µg/L |
| Selenium, total recoverable | <5.0 | 1 | | | | GE | | | | | | | µg/L |
| Silver, total recoverable | <5.0 | 1 | | | | GE | | | | | | | µg/L |
| Thallium, total recoverable | <5.0 | 1 | | | | GE | | | | | | | µg/L |
| Vanadium, total recoverable | <5.0 | 1 | | | | GE | | | | | | | µg/L |
| Zinc, total recoverable | 20 | 1 | V | | | GE | | | | | | | µg/L |
| ***Organic Constituents*** | | | | | | | | | | | | | |
| Benzene | <1.0 | 1 | | | | GE | | | | | | | µg/L |
| Bis(2-ethylhexyl) phthalate | <11 | 1 | | | | GE | | | | | | | µg/L |
| Dichloromethane | <2.0 | 1 | V | | | GE | | | | | | | µg/L |
| Phenols | <5.0 | 1 | | | | GE | | | | | | | µg/L |
| Tetrachloroethylene | <1.0 | 1 | | | | GE | | | | | | | µg/L |
| Trichloroethylene | <1.0 | 1 | | | | GE | | | | | | | µg/L |
| Trichlorofluoromethane | <1.0 | 1 | | | | GE | | | | | | | µg/L |

Notes: Synchronous water levels are measured over approximately a 3–5 day period.
● = exceeded holding time.
■ = exceeded groundwater protection standard. See Appendix A.

## WELL FSB121C (cont.)

| Constituents | 1Q98 | DF | Mod | ST | H | Lab | 2Q98 | DF | Mod | ST | H | Lab | Unit |
|---|---|---|---|---|---|---|---|---|---|---|---|---|---|
| ***Radioactive Constituents*** | | | | | | | | | | | | | |
| Americium-241 | <1.9E-02 | 1 | UI | | | GP | | | | | | | pCi/L |
| Cesium-137 | <-6.6E-02 | 1 | UI | | | GP | | | | | | | pCi/L |
| Cobalt-60 | <-7.7E-02 | 1 | UI | | | GP | | | | | | | pCi/L |
| Curium-242 | <8.0E-03 | 1 | UI | | | GP | | | | | | | pCi/L |
| Curium-243/244 | <1.9E-02 | 1 | UI | | | GP | | | | | | | pCi/L |
| Curium-245/246 | <0.0E+00 | 1 | UI | | | GP | | | | | | | pCi/L |
| Gross alpha | 1.1E+00 | 1 | | | | GP | 1.5E+00 | 1 | J2 | | | GP | pCi/L |
| Iodine-129 | <1.1E+00 | 1 | UI | | | GP | | | | | | | pCi/L |
| Nonvolatile beta | 3.2E+00 | 1 | | | | GP | 4.5E+00 | 1 | | | | GP | pCi/L |
| Plutonium-238 | <-3.7E-02 | 1 | UI | | | GP | | | | | | | pCi/L |
| Plutonium-239/240 | <9.0E-03 | 1 | UI | | | GP | | | | | | | pCi/L |
| Radium-226 | <3.3E-01 | 1 | UI | | | GP | | | | | | | pCi/L |
| Radium-228 | 2.2E+00 | 1 | UIV | | | GP | | | | | | | pCi/L |
| Strontium-90 | <3.0E-03 | 1 | UI | | | GP | | | | | | | pCi/L |
| Technetium-99 | <-8.5E+00 | 1 | UI | | | GP | | | | | | | pCi/L |
| Thorium-228 | <5.5E-01 | 1 | UI | | | GP | | | | | | | pCi/L |
| Thorium-230 | <6.1E-01 | 1 | UI | | | GP | | | | | | | pCi/L |
| Thorium-232 | <-2.0E-02 | 1 | UI | | | GP | | | | | | | pCi/L |
| Total alpha emitters | | | | | | | | | | | | | |
| Total beta emitters | | | | | | | | | | | | | |
| Tritium | 1.3E+02 | 1 | | ■ | | GP | 1.5E+02 | 1 | | ■ | | GP | pCi/mL |
| Uranium-233/234 | <4.5E-02 | 1 | UI | | | GP | | | | | | | pCi/L |
| Uranium-235 | <2.6E-02 | 1 | UI | | | GP | | | | | | | pCi/L |
| Uranium-238 | <3.9E-02 | 1 | UI | | | GP | | | | | | | pCi/L |

Notes: Synchronous water levels are measured over approximately a 3–5 day period.
● = exceeded holding time.
■ = exceeded groundwater protection standard. See Appendix A.

# WELL FSB121DR

| SRS Coord. | Lat/Longitude | Screen Zone Elevation | Top of Casing | Casing | Pump | Screen Zone |
|---|---|---|---|---|---|---|
| N75151.9<br>E48429.7 | 33.271004 °N<br>81.685253 °W | 211.3-191.3 ft msl | 255.5 ft msl | 4" PVC | S | Water Table (IIB2) |

| SAMPLE DATE | 02/19/98 | 04/13/98 |
|---|---|---|

FIELD DATA

| Constituents | 1Q98 | 2Q98 | Unit |
|---|---|---|---|
| Water elevation | 205.5 | 208.4 | ft msl |
| pH | 5.0 | 3.9 | pH |
| Sp. conductance | 32 | 33 | µS/cm |
| Water temperature | 19.0 | 18.7 | °C |
| Alkalinity as $CaCO_3$ | 5 | 0 | mg/L |
| Turbidity | 10 | 2 | NTU |
| Volumes purged | 0.0 | 0.089 | well vol |
| Sampling code | XN | XN | |
| Synchronous water level | 207.2 (03/18/98) | 210.2 (06/29/98) | ft msl |

ANALYTICAL DATA

| Constituents | 1Q98 | DF | Mod | ST | H | Lab | 2Q98 | DF | Mod | ST | H | Lab | Unit |
|---|---|---|---|---|---|---|---|---|---|---|---|---|---|
| ***Inorganic Constituents*** | | | | | | | | | | | | | |
| Antimony, total recoverable | <10 | 1 | | | | GE | | | | | | | µg/L |
| Arsenic, total recoverable | <5.0 | 1 | | | | GE | | | | | | | µg/L |
| Barium, total recoverable | 23 | 1 | | | | GE | | | | | | | µg/L |
| Cadmium, total recoverable | <4.7 | 1 | | | | WA | 0.22 | 1 | JE | | | GE | µg/L |
| Chromium, total recoverable | 1.3 | 1 | JE | | | WA | | | | | | | µg/L |
| Cobalt, total recoverable | 1.7 | 1 | JE | | | GE | | | | | | | µg/L |
| Copper, total recoverable | 4.1 | 1 | JE | | | WA | | | | | | | µg/L |
| Cyanide | <10 | 1 | | | | GE | | | | | | | µg/L |
| Lead, total recoverable | 26 | 1 | | ■ | | GE | 19 | 1 | | ■ | | GE | µg/L |
| Mercury, total recoverable | <0.20 | 1 | | | | GE | | | | | | | µg/L |
| Nickel, total recoverable | <5.0 | 1 | | | | GE | | | | | | | µg/L |
| Nitrate as nitrogen | | | | | | | | | | | | | |
| Nitrate-nitrite as nitrogen | 2,600 | 10 | | | | WA | 2,400 | 1 | | | | GE | µg/L |
| Selenium, total recoverable | <5.0 | 1 | | | | GE | | | | | | | µg/L |
| Silver, total recoverable | 1.2 | 1 | JE | | | WA | | | | | | | µg/L |
| Thallium, total recoverable | 6.1 | 1 | JE | ■ | | WA | | | | | | | µg/L |
| Vanadium, total recoverable | 0.63 | 1 | JE | | | GE | | | | | | | µg/L |
| Zinc, total recoverable | 25 | 1 | V | | | GE | | | | | | | µg/L |
| ***Organic Constituents*** | | | | | | | | | | | | | |
| Benzene | <1.0 | 1 | J | | | GE | | | | | | | µg/L |
| Bis(2-ethylhexyl) phthalate | <10 | 1 | | | | GE | | | | | | | µg/L |
| Dichloromethane | 1.2 | 1 | J | | | GE | | | | | | | µg/L |
| Phenols | <5.0 | 1 | | | | GE | | | | | | | µg/L |
| Tetrachloroethylene | <1.0 | 1 | J | | | GE | | | | | | | µg/L |
| Trichloroethylene | <1.0 | 1 | J | | | GE | | | | | | | µg/L |
| Trichlorofluoromethane | <1.0 | 1 | J | | | GE | | | | | | | µg/L |

Notes: Synchronous water levels are measured over approximately a 3–5 day period.
● = exceeded holding time.
■ = exceeded groundwater protection standard. See Appendix A.

## WELL FSB121DR (cont.)

| Constituents | 1Q98 | DF | Mod | ST | H | Lab | 2Q98 | DF | Mod | ST | H | Lab | Unit |
|---|---|---|---|---|---|---|---|---|---|---|---|---|---|
| ***Radioactive Constituents*** | | | | | | | | | | | | | |
| Americium-241 | <3.2E-01 | 1 | UI | | | GP | | | | | | | pCi/L |
| Cesium-137 | <1.1E-01 | 1 | UI | | | GP | | | | | | | pCi/L |
| Cobalt-60 | <7.0E-02 | 1 | UI | | | TM | | | | | | | pCi/L |
| Curium-242 | <0.0E+00 | 1 | UI | | | TM | | | | | | | pCi/L |
| Curium-243/244 | <5.0E-02 | 1 | UI | | | TM | | | | | | | pCi/L |
| Curium-245/246 | 2.2E-01 | 1 | | | | GP | | | | | | | pCi/L |
| Gross alpha | 1.2E+01 | 1 | | | | TM | 9.3E+00 | 1 | J2 | | | GP | pCi/L |
| Iodine-129 | 2.7E+00 | 1 | J1 | | | GP | | | | | | | pCi/L |
| Nonvolatile beta | 3.4E+01 | 1 | V | | | GP | 3.4E+01 | 1 | | | | GP | pCi/L |
| Plutonium-238 | <4.0E-02 | 1 | UI | | | TM | | | | | | | pCi/L |
| Plutonium-239/240 | <1.8E-02 | 1 | UI | | | GP | | | | | | | pCi/L |
| Radium-226 | 2.2E+00 | 1 | V | | | TM | | | | | | | pCi/L |
| Radium-228 | 2.8E+00 | 1 | J | | | TM | | | | | | | pCi/L |
| Strontium-90 | 1.5E+01 | 1 | | ■ | | TM | | | | | | | pCi/L |
| Technetium-99 | <1.6E+00 | 1 | UI | | | GP | | | | | | | pCi/L |
| Thorium-228 | <0.0E+00 | 1 | UI | | | TM | | | | | | | pCi/L |
| Thorium-230 | <1.1E-01 | 1 | UI | | | GP | | | | | | | pCi/L |
| Thorium-232 | <0.0E+00 | 1 | UI | | | GP | | | | | | | pCi/L |
| Total alpha emitters | 2.1E+00 | | | | | | | | | | | | pCi/L |
| Total beta emitters | 2.1E+01 | | | | | | | | | | | | pCi/L |
| Total radium | 5.0E+00 | | | | | | | | | | | | pCi/L |
| Tritium | 2.3E+01 | 1 | JV | ■ | | TM | 1.9E+01 | 1 | | | | GP | pCi/mL |
| Uranium-233/234 | 1.4E+00 | 1 | | | | GP | | | | | | | pCi/L |
| Uranium-235 | <0.0E+00 | 1 | UI | | | TM | | | | | | | pCi/L |
| Uranium-238 | 9.3E-01 | 1 | | | | TM | | | | | | | pCi/L |

Notes: Synchronous water levels are measured over approximately a 3–5 day period.
● = exceeded holding time.
■ = exceeded groundwater protection standard. See Appendix A.

# WELL FSB122C

| SRS Coord. | Lat/Longitude | Screen Zone Elevation | Top of Casing | Casing | Pump | Screen Zone |
|---|---|---|---|---|---|---|
| N73881.8<br>E48195.0 | 33.267812 °N<br>81.683403 °W | 170.0-160.0 ft msl | 218 ft msl | 4" PVC | S | Barnwell (IIB1) |

| | | |
|---|---|---|
| SAMPLE DATE | 01/22/98 | 04/07/98 |

FIELD DATA

| Constituents | 1Q98 | 2Q98 | Unit |
|---|---|---|---|
| Water elevation | 199.5 | 202.2 | ft msl |
| pH | 4.0 | 4.4 | pH |
| Sp. conductance | 780 | 680 | µS/cm |
| Water temperature | 17.0 | 17.0 | °C |
| Alkalinity as $CaCO_3$ | 0 | 0 | mg/L |
| Turbidity | 1 | 1 | NTU |
| Volumes purged | 4.2 | 3.1 | well vol |
| Sampling code | | | |
| Synchronous water level | 202.2 (03/19/98) | 201.5 (06/29/98) | ft msl |

ANALYTICAL DATA

| Constituents | 1Q98 | DF | Mod | ST | H | Lab | 2Q98 | DF | Mod | ST | H | Lab | Unit |
|---|---|---|---|---|---|---|---|---|---|---|---|---|---|
| ***Inorganic Constituents*** | | | | | | | | | | | | | |
| Antimony, total recoverable | <10 | 1 | | | | GE | | | | | | | µg/L |
| Arsenic, total recoverable | <5.0 | 1 | | | | GE | | | | | | | µg/L |
| Barium, total recoverable | 250 | 1 | | | | GE | | | | | | | µg/L |
| Cadmium, total recoverable | 1.3 | 1 | JE | | | GE | 1.9 | 1 | | | | GE | µg/L |
| Chromium, total recoverable | 3.8 | 1 | JE | | | GE | | | | | | | µg/L |
| Cobalt, total recoverable | 25 | 1 | | ■ | | GE | | | | | | | µg/L |
| Copper, total recoverable | 7.9 | 1 | | | | GE | | | | | | | µg/L |
| Cyanide | <10 | 1 | | | | GE | | | | | | | µg/L |
| Lead, total recoverable | <2.5 | 1 | JEV | | | GE | 0.51 | 1 | JE | | | GE | µg/L |
| Mercury, total recoverable | 0.28 | 1 | | | | GE | | | | | | | µg/L |
| Nickel, total recoverable | 25 | 1 | | | | GE | | | | | | | µg/L |
| Nitrate as nitrogen | | | | | | | | | | | | | |
| Nitrate-nitrite as nitrogen | 94,000 | 80 | V | ■ | | GE | 88,000 | 40 | V | ■ | | GE | µg/L |
| Selenium, total recoverable | <5.0 | 1 | | | | GE | | | | | | | µg/L |
| Silver, total recoverable | <5.0 | 1 | | | | GE | | | | | | | µg/L |
| Thallium, total recoverable | <5.0 | 1 | | | | GE | | | | | | | µg/L |
| Vanadium, total recoverable | 2.1 | 1 | JE | | | GE | | | | | | | µg/L |
| Zinc, total recoverable | 120 | 1 | V | | | GE | | | | | | | µg/L |
| ***Organic Constituents*** | | | | | | | | | | | | | |
| Benzene | <1.0 | 1 | | | | GE | | | | | | | µg/L |
| Bis(2-ethylhexyl) phthalate | <10 | 1 | | | | GE | | | | | | | µg/L |
| Dichloromethane | <2.9 | 1 | V | | | GE | | | | | | | µg/L |
| Phenols | <5.0 | 1 | | | | GE | | | | | | | µg/L |
| Tetrachloroethylene | <1.0 | 1 | | | | GE | | | | | | | µg/L |
| Trichloroethylene | <1.0 | 1 | | | | GE | | | | | | | µg/L |
| Trichlorofluoromethane | <1.0 | 1 | | | | GE | | | | | | | µg/L |

Notes: Synchronous water levels are measured over approximately a 3–5 day period.
● = exceeded holding time.
■ = exceeded groundwater protection standard. See Appendix A.

## WELL FSB122C (cont.)

| Constituents | 1Q98 | DF | Mod | ST | H | Lab | 2Q98 | DF | Mod | ST | H | Lab | Unit |
|---|---|---|---|---|---|---|---|---|---|---|---|---|---|
| ***Radioactive Constituents*** | | | | | | | | | | | | | |
| Americium-241 | <3.0E-01 | 1 | UI | | | GP | | | | | | | pCi/L |
| Cesium-137 | <2.0E-01 | 1 | UI | | | GP | | | | | | | pCi/L |
| Cobalt-60 | <1.1E+00 | 1 | UI | | | GP | | | | | | | pCi/L |
| Curium-242 | <1.3E-01 | 1 | UI | | | GP | | | | | | | pCi/L |
| Curium-243/244 | <1.6E-01 | 1 | UJI | | | GP | | | | | | | pCi/L |
| Curium-245/246 | <5.9E-02 | 1 | UI | | | GP | | | | | | | pCi/L |
| Gross alpha | 6.0E+01 | 1 | | ■ | | GP | 2.1E+01 | 1 | | ■ | | GP | pCi/L |
| Iodine-129 | 1.4E+01 | 1 | | | | GP | | | | | | | pCi/L |
| Nonvolatile beta | 1.2E+02 | 1 | | ■ | | GP | 9.4E+01 | 1 | V | ■ | | GP | pCi/L |
| Plutonium-238 | 1.3E+00 | 1 | UIV | | | GP | | | | | | | pCi/L |
| Plutonium-239/240 | <1.4E-01 | 1 | UI | | | GP | | | | | | | pCi/L |
| Radium-226 | 1.5E+01 | 1 | | ■ | | GP | | | | | | | pCi/L |
| Radium-228 | 4.8E+00 | 1 | | | | GP | | | | | | | pCi/L |
| Strontium-90 | 1.9E+00 | 1 | UIV | | | GP | | | | | | | pCi/L |
| Technetium-99 | 1.8E+02 | 1 | | ■ | | GP | | | | | | | pCi/L |
| Thorium-228 | <1.1E-01 | 1 | UI | | | GP | | | | | | | pCi/L |
| Thorium-230 | <1.7E-01 | 1 | UI | | | GP | | | | | | | pCi/L |
| Thorium-232 | <0.0E+00 | 1 | UI | | | GP | | | | | | | pCi/L |
| Total alpha emitters | 2.8E-01 | | | | | | | | | | | | pCi/L |
| Total beta emitters | 2.0E+02 | | | ■ | | | | | | | | | pCi/L |
| Total radium | 2.0E+01 | | | | | | | | | | | | pCi/L |
| Tritium | 2.3E+03 | 1 | | ■ | | GP | 2.3E+03 | 1 | | ■ | | GP | pCi/mL |
| Uranium-233/234 | 1.5E+00 | 1 | UIV | | | GP | | | | | | | pCi/L |
| Uranium-235 | <1.6E-01 | 1 | UI | | | GP | | | | | | | pCi/L |
| Uranium-238 | 2.8E-01 | 1 | | | | GP | | | | | | | pCi/L |

Notes: Synchronous water levels are measured over approximately a 3–5 day period.
● = exceeded holding time.
■ = exceeded groundwater protection standard. See Appendix A.

# WELL FSB122D

| SRS Coord. | Lat/Longitude | Screen Zone Elevation | Top of Casing | Casing | Pump | Screen Zone |
|---|---|---|---|---|---|---|
| N73865.5<br>E48201.7 | 33.267787 °N<br>81.683354 °W | 206.6-186.6 ft msl | 217.6 ft msl | 4" PVC | S | Water Table (IIB2) |

| SAMPLE DATE | 01/09/98 | 04/13/98 |
|---|---|---|

FIELD DATA

| Constituents | 1Q98 | 2Q98 | Unit |
|---|---|---|---|
| Water elevation | 203.2 | 207.0 | ft msl |
| pH | 4.6 | 5.1 | pH |
| Sp. conductance | 90 | 35 | µS/cm |
| Water temperature | 19.0 | 18.5 | °C |
| Alkalinity as $CaCO_3$ | 0 | 3 | mg/L |
| Turbidity | 2 | 1 | NTU |
| Volumes purged | 9.2 | 4.8 | well vol |
| Sampling code | | | |
| Synchronous water level | 207.2 (03/19/98) | 205.2 (06/29/98) | ft msl |

ANALYTICAL DATA

| Constituents | 1Q98 | DF | Mod | ST | H | Lab | 2Q98 | DF | Mod | ST | H | Lab | Unit |
|---|---|---|---|---|---|---|---|---|---|---|---|---|---|
| ***Inorganic Constituents*** | | | | | | | | | | | | | |
| Antimony, total recoverable | <10 | 1 | | | | GE | | | | | | | µg/L |
| Arsenic, total recoverable | <5.0 | 1 | | | | GE | | | | | | | µg/L |
| Barium, total recoverable | 39 | 1 | | | | GE | | | | | | | µg/L |
| Cadmium, total recoverable | <5.0 | 1 | | | | GE | <1.0 | 1 | | | | GE | µg/L |
| Chromium, total recoverable | 0.74 | 1 | JE | | | GE | | | | | | | µg/L |
| Cobalt, total recoverable | 1.1 | 1 | JE | | | GE | | | | | | | µg/L |
| Copper, total recoverable | <5.0 | 1 | | | | GE | | | | | | | µg/L |
| Cyanide | <10 | 1 | | | | GE | | | | | | | µg/L |
| Lead, total recoverable | 1.4 | 1 | JE | | | GE | 1.6 | 1 | JE | | | GE | µg/L |
| Mercury, total recoverable | <0.20 | 1 | | | | GE | | | | | | | µg/L |
| Nickel, total recoverable | 3.0 | 1 | JE | | | GE | | | | | | | µg/L |
| Nitrate as nitrogen | | | | | | | | | | | | | |
| Nitrate-nitrite as nitrogen | 8,300 | 6 | V | | | GE | 1,800 | 1 | | | | GE | µg/L |
| Selenium, total recoverable | <5.0 | 1 | | | | GE | | | | | | | µg/L |
| Silver, total recoverable | <5.0 | 1 | | | | GE | | | | | | | µg/L |
| Thallium, total recoverable | <5.0 | 1 | | | | GE | | | | | | | µg/L |
| Vanadium, total recoverable | <5.0 | 1 | | | | GE | | | | | | | µg/L |
| Zinc, total recoverable | 15 | 1 | V | | | GE | | | | | | | µg/L |
| ***Organic Constituents*** | | | | | | | | | | | | | |
| Benzene | <1.0 | 1 | | | | GE | | | | | | | µg/L |
| Bis(2-ethylhexyl) phthalate | <10 | 1 | | | | GE | | | | | | | µg/L |
| Dichloromethane | <1.8 | 1 | V | | | GE | | | | | | | µg/L |
| Phenols | <5.0 | 1 | | | | GE | | | | | | | µg/L |
| Tetrachloroethylene | <1.0 | 1 | | | | GE | | | | | | | µg/L |
| Trichloroethylene | <1.0 | 1 | | | | GE | | | | | | | µg/L |
| Trichlorofluoromethane | <1.0 | 1 | | | | GE | | | | | | | µg/L |

Notes: Synchronous water levels are measured over approximately a 3–5 day period.
● = exceeded holding time.
■ = exceeded groundwater protection standard. See Appendix A.

## WELL FSB122D (cont.)

| Constituents | 1Q98 | DF | Mod | ST | H | Lab | 2Q98 | DF | Mod | ST | H | Lab | Unit |
|---|---|---|---|---|---|---|---|---|---|---|---|---|---|
| ***Radioactive Constituents*** | | | | | | | | | | | | | |
| Americium-241 | <3.6E-02 | 1 | UI | | | GP | | | | | | | pCi/L |
| Cesium-137 | <-5.4E-01 | 1 | UI | | | GP | | | | | | | pCi/L |
| Cobalt-60 | <8.9E-01 | 1 | UI | | | GP | | | | | | | pCi/L |
| Curium-242 | <1.3E-02 | 1 | UI | | | GP | | | | | | | pCi/L |
| Curium-243/244 | <-1.8E-02 | 1 | UI | | | GP | | | | | | | pCi/L |
| Curium-245/246 | <2.0E-02 | 1 | UI | | | GP | | | | | | | pCi/L |
| Gross alpha | 2.5E+00 | 1 | | | | GP | <3.3E-01 | 1 | UI | | | GP | pCi/L |
| Iodine-129 | <6.8E-01 | 1 | UI | | | GP | | | | | | | pCi/L |
| Nonvolatile beta | 1.0E+01 | 1 | | | | GP | 1.7E+00 | 1 | | | | GP | pCi/L |
| Plutonium-238 | <-7.6E-02 | 1 | UI | | | GP | | | | | | | pCi/L |
| Plutonium-239/240 | <-1.1E-02 | 1 | UI | | | GP | | | | | | | pCi/L |
| Radium-226 | <3.9E-01 | 1 | UI | | | GP | | | | | | | pCi/L |
| Radium-228 | 4.9E+00 | 1 | UIV | | | GP | | | | | | | pCi/L |
| Strontium-90 | <6.2E-02 | 1 | UI | | | GP | | | | | | | pCi/L |
| Technetium-99 | <4.8E+00 | 1 | UI | | | GP | | | | | | | pCi/L |
| Thorium-228 | <2.0E-01 | 1 | UI | | | GP | | | | | | | pCi/L |
| Thorium-230 | <3.1E-01 | 1 | UI | | | GP | | | | | | | pCi/L |
| Thorium-232 | <0.0E+00 | 1 | UI | | | GP | | | | | | | pCi/L |
| Total alpha emitters | | | | | | | | | | | | | |
| Total beta emitters | | | | | | | | | | | | | |
| Tritium | 3.3E+02 | 1 | | ■ | | GP | 7.8E+01 | 1 | | ■ | | GP | pCi/mL |
| Uranium-233/234 | <-2.7E-02 | 1 | UI | | | GP | | | | | | | pCi/L |
| Uranium-235 | <-4.5E-02 | 1 | UI | | | GP | | | | | | | pCi/L |
| Uranium-238 | <1.5E-01 | 1 | .UI | | | GP | | | | | | | pCi/L |

Notes: Synchronous water levels are measured over approximately a 3–5 day period.
● = exceeded holding time.
■ = exceeded groundwater protection standard. See Appendix A.

# WELL FSB123C

| SRS Coord. | Lat/Longitude | Screen Zone Elevation | Top of Casing | Casing | Pump | Screen Zone |
|---|---|---|---|---|---|---|
| N74566.7<br>E51750.5 | 33.275129 °N<br>81.675374 °W | 165.3-155.3 ft msl | 238.1 ft msl | 4" PVC | S | Barnwell (IIB1) |

| SAMPLE DATE | 01/09/98 | 04/13/98 |
|---|---|---|

FIELD DATA

| Constituents | 1Q98 | 2Q98 | Unit |
|---|---|---|---|
| Water elevation | 209.0 | 212.0 | ft msl |
| pH | 6.0 | 5.5 | pH |
| Sp. conductance | 62 | 70 | µS/cm |
| Water temperature | 18.0 | 19.8 | °C |
| Alkalinity as $CaCO_3$ | 7 | 13 | mg/L |
| Turbidity | 0 | 1 | NTU |
| Volumes purged | 3.6 | 2.5 | well vol |
| Sampling code | | | |
| Synchronous water level | 211.5 (03/18/98) | 211.9 (06/30/98) | ft msl |

ANALYTICAL DATA

| Constituents | 1Q98 | DF | Mod | ST | H | Lab | 2Q98 | DF | Mod | ST | H | Lab | Unit |
|---|---|---|---|---|---|---|---|---|---|---|---|---|---|
| ***Inorganic Constituents*** | | | | | | | | | | | | | |
| Antimony, total recoverable | <1.9 | 1 | JEV | | | GE | | | | | | | µg/L |
| Arsenic, total recoverable | <5.0 | 1 | | | | GE | | | | | | | µg/L |
| Barium, total recoverable | 10 | 1 | | | | GE | | | | | | | µg/L |
| Cadmium, total recoverable | 0.22 | 1 | JE | | | GE | <1.0 | 1 | | | | GE | µg/L |
| Chromium, total recoverable | 2.0 | 1 | JE | | | GE | | | | | | | µg/L |
| Cobalt, total recoverable | <5.0 | 1 | | | | GE | | | | | | | µg/L |
| Copper, total recoverable | <5.0 | 1 | | | | GE | | | | | | | µg/L |
| Cyanide | <10 | 1 | | | | GE | | | | | | | µg/L |
| Lead, total recoverable | <5.0 | 1 | | | | GE | 0.34 | 1 | JE | | | GE | µg/L |
| Mercury, total recoverable | 0.25 | 1 | | | | GE | | | | | | | µg/L |
| Nickel, total recoverable | <5.0 | 1 | | | | GE | | | | | | | µg/L |
| Nitrate as nitrogen | | | | | | | | | | | | | |
| Nitrate-nitrite as nitrogen | 3,100 | 3 | V | | | GE | 2,900 | 1 | | | | GE | µg/L |
| Selenium, total recoverable | <5.0 | 1 | | | | GE | | | | | | | µg/L |
| Silver, total recoverable | <5.0 | 1 | | | | GE | | | | | | | µg/L |
| Thallium, total recoverable | <5.0 | 1 | | | | GE | | | | | | | µg/L |
| Vanadium, total recoverable | <5.0 | 1 | | | | GE | | | | | | | µg/L |
| Zinc, total recoverable | 7.1 | 1 | V | | | GE | | | | | | | µg/L |
| ***Organic Constituents*** | | | | | | | | | | | | | |
| Benzene | <1.0 | 1 | | | | GE | | | | | | | µg/L |
| Bis(2-ethylhexyl) phthalate | <10 | 1 | | | | GE | | | | | | | µg/L |
| Dichloromethane | <1.5 | 1 | V | | | GE | | | | | | | µg/L |
| Phenols | <5.0 | 1 | | | | GE | | | | | | | µg/L |
| Tetrachloroethylene | <1.0 | 1 | | | | GE | | | | | | | µg/L |
| Trichloroethylene | 1.1 | 1 | | | | GE | | | | | | | µg/L |
| Trichlorofluoromethane | <1.0 | 1 | | | | GE | | | | | | | µg/L |

Notes: Synchronous water levels are measured over approximately a 3–5 day period.
● = exceeded holding time.
■ = exceeded groundwater protection standard. See Appendix A.

## WELL FSB123C (cont.)

| Constituents | 1Q98 | DF | Mod | ST | H | Lab | 2Q98 | DF | Mod | ST | H | Lab | Unit |
|---|---|---|---|---|---|---|---|---|---|---|---|---|---|
| ***Radioactive Constituents*** | | | | | | | | | | | | | |
| Americium-241 | <3.8E-02 | 1 | UI | | | GP | | | | | | | pCi/L |
| Cesium-137 | <3.2E-01 | 1 | UI | | | GP | | | | | | | pCi/L |
| Cobalt-60 | <-3.3E-01 | 1 | UI | | | GP | | | | | | | pCi/L |
| Curium-242 | <5.3E-04 | 1 | UI | | | GP | | | | | | | pCi/L |
| Curium-243/244 | <-3.0E-03 | 1 | UI | | | GP | | | | | | | pCi/L |
| Curium-245/246 | <0.0E+00 | 1 | UI | | | GP | | | | | | | pCi/L |
| Gross alpha | <5.4E-02 | 1 | UI | | | GP | 3.4E-01 | 1 | J2 | | | GP | pCi/L |
| Iodine-129 | <6.5E-01 | 1 | UI | | | GP | | | | | | | pCi/L |
| Nonvolatile beta | <3.3E-01 | 1 | UI | | | GP | <7.5E-01 | 1 | UI | | | GP | pCi/L |
| Plutonium-238 | <-3.5E-02 | 1 | UI | | | GP | | | | | | | pCi/L |
| Plutonium-239/240 | <2.5E-02 | 1 | UI | | | GP | | | | | | | pCi/L |
| Radium-226 | <1.3E-01 | 1 | UI | | | GP | | | | | | | pCi/L |
| Radium-228 | 2.7E+00 | 1 | UIV | | | GP | | | | | | | pCi/L |
| Strontium-90 | <-1.4E-01 | 1 | UI | | | GP | | | | | | | pCi/L |
| Technetium-99 | <-2.0E+01 | 1 | UI | | | GP | | | | | | | pCi/L |
| Thorium-228 | <-1.2E-01 | 1 | UI | | | GP | | | | | | | pCi/L |
| Thorium-230 | 1.4E-01 | 1 | UIV | | | GP | | | | | | | pCi/L |
| Thorium-232 | <-6.0E-03 | 1 | UI | | | GP | | | | | | | pCi/L |
| Total alpha emitters | | | | | | | | | | | | | |
| Total beta emitters | | | | | | | | | | | | | |
| Tritium | 2.0E+00 | 1 | | | | GP | 2.0E+00 | 1 | | | | GP | pCi/mL |
| Uranium-233/234 | <1.8E-02 | 1 | UI | | | GP | | | | | | | pCi/L |
| Uranium-235 | <1.0E-02 | 1 | UI | | | GP | | | | | | | pCi/L |
| Uranium-238 | <-1.6E-02 | 1 | UI | | | GP | | | | | | | pCi/L |

Notes: Synchronous water levels are measured over approximately a 3–5 day period.
● = exceeded holding time.
■ = exceeded groundwater protection standard. See Appendix A.

# WELL FSB123D

| SRS Coord. | Lat/Longitude | Screen Zone Elevation | Top of Casing | Casing | Pump | Screen Zone |
|---|---|---|---|---|---|---|
| N74562.7<br>E51734.8 | 33.275095 °N<br>81.675407 °W | 214.1-194.1 ft msl | 238.1 ft msl | 4" PVC | S | Water Table (IIB2) |

| SAMPLE DATE | 01/09/98 | 04/13/98 |
|---|---|---|

FIELD DATA

| Constituents | 1Q98 | 2Q98 | Unit |
|---|---|---|---|
| Water elevation | 211.3 | 215.1 | ft msl |
| pH | 5.4 | 4.6 | pH |
| Sp. conductance | 42 | 38 | µS/cm |
| Water temperature | 18.0 | 19.1 | °C |
| Alkalinity as $CaCO_3$ | 1 | 0 | mg/L |
| Turbidity | 1 | 1 | NTU |
| Volumes purged | 22 | 2.5 | well vol |
| Sampling code | | | |
| Synchronous water level | 215.3 (03/18/98) | 213.7 (06/30/98) | ft msl |

ANALYTICAL DATA

| Constituents | 1Q98 | DF | Mod | ST | H | Lab | 2Q98 | DF | Mod | ST | H | Lab | Unit |
|---|---|---|---|---|---|---|---|---|---|---|---|---|---|
| ***Inorganic Constituents*** | | | | | | | | | | | | | |
| Antimony, total recoverable | <2.6 | 1 | JEV | | | GE | | | | | | | µg/L |
| Arsenic, total recoverable | <5.0 | 1 | | | | GE | | | | | | | µg/L |
| Barium, total recoverable | 9.2 | 1 | | | | GE | | | | | | | µg/L |
| Cadmium, total recoverable | 3.7 | 1 | JE | | | GE | <1.0 | 1 | | | | GE | µg/L |
| Chromium, total recoverable | 1.4 | 1 | JE | | | GE | | | | | | | µg/L |
| Cobalt, total recoverable | 23 | 1 | | ■ | | GE | | | | | | | µg/L |
| Copper, total recoverable | <5.0 | 1 | | | | GE | | | | | | | µg/L |
| Cyanide | <10 | 1 | | | | GE | | | | | | | µg/L |
| Lead, total recoverable | 6.1 | 1 | | | | GE | 3.3 | 1 | | | | GE | µg/L |
| Mercury, total recoverable | 0.24 | 1 | | | | GE | | | | | | | µg/L |
| Nickel, total recoverable | 36 | 1 | | | | GE | | | | | | | µg/L |
| Nitrate as nitrogen | | | | | | | | | | | | | |
| Nitrate-nitrite as nitrogen | 1,900 | 1 | V | | | GE | 1,700 | 1 | | | | GE | µg/L |
| Selenium, total recoverable | <5.0 | 1 | | | | GE | | | | | | | µg/L |
| Silver, total recoverable | 0.80 | 1 | JE | | | GE | | | | | | | µg/L |
| Thallium, total recoverable | <5.0 | 1 | | | | GE | | | | | | | µg/L |
| Vanadium, total recoverable | <5.0 | 1 | | | | GE | | | | | | | µg/L |
| Zinc, total recoverable | 30 | 1 | V | | | GE | | | | | | | µg/L |
| ***Organic Constituents*** | | | | | | | | | | | | | |
| Benzene | <1.0 | 1 | | | | GE | | | | | | | µg/L |
| Bis(2-ethylhexyl) phthalate | <11 | 1 | | | | GE | | | | | | | µg/L |
| Dichloromethane | <1.3 | 1 | V | | | GE | | | | | | | µg/L |
| Phenols | <5.0 | 1 | | | | GE | | | | | | | µg/L |
| Tetrachloroethylene | <1.0 | 1 | | | | GE | | | | | | | µg/L |
| Trichloroethylene | <1.0 | 1 | | | | GE | | | | | | | µg/L |
| Trichlorofluoromethane | <1.0 | 1 | | | | GE | | | | | | | µg/L |

Notes: Synchronous water levels are measured over approximately a 3–5 day period.
● = exceeded holding time.
■ = exceeded groundwater protection standard. See Appendix A.

## WELL FSB123D (cont.)

| Constituents | 1Q98 | DF | Mod | ST | H | Lab | 2Q98 | DF | Mod | ST | H | Lab | Unit |
|---|---|---|---|---|---|---|---|---|---|---|---|---|---|
| ***Radioactive Constituents*** | | | | | | | | | | | | | |
| Americium-241 | <-6.0E-02 | 1 | UI | | | GP | | | | | | | pCi/L |
| Cesium-137 | <8.1E-01 | 1 | UI | | | GP | | | | | | | pCi/L |
| Cobalt-60 | <2.3E-01 | 1 | UI | | | GP | | | | | | | pCi/L |
| Curium-242 | <3.9E-02 | 1 | UI | | | GP | | | | | | | pCi/L |
| Curium-243/244 | <-3.6E-02 | 1 | UI | | | GP | | | | | | | pCi/L |
| Curium-245/246 | <4.5E-02 | 1 | UI | | | GP | | | | | | | pCi/L |
| Gross alpha | 9.7E-01 | 1 | | | | GP | 1.1E+00 | 1 | J2 | | | GP | pCi/L |
| Iodine-129 | <-4.2E-01 | 1 | UI | | | GP | | | | | | | pCi/L |
| Nonvolatile beta | <5.5E-01 | 1 | UI | | | GP | 1.0E+00 | 1 | | | | GP | pCi/L |
| Plutonium-238 | <7.7E-02 | 1 | UI | | | GP | | | | | | | pCi/L |
| Plutonium-239/240 | <-4.3E-02 | 1 | UI | | | GP | | | | | | | pCi/L |
| Radium-226 | 8.7E-01 | 1 | | | | GP | | | | | | | pCi/L |
| Radium-228 | 2.1E+00 | 1 | | | | GP | | | | | | | pCi/L |
| Strontium-90 | <9.0E-02 | 1 | UJI | | | GP | | | | | | | pCi/L |
| Technetium-99 | <-1.4E+01 | 1 | UI | | | GP | | | | | | | pCi/L |
| Thorium-228 | <-1.4E-01 | 1 | UI | | | GP | | | | | | | pCi/L |
| Thorium-230 | <1.7E-01 | 1 | UI | | | GP | | | | | | | pCi/L |
| Thorium-232 | <2.2E-02 | 1 | UI | | | GP | | | | | | | pCi/L |
| Total alpha emitters | | | | | | | | | | | | | |
| Total beta emitters | 2.1E+00 | | | | | | | | | | | | pCi/L |
| Total radium | 3.0E+00 | | | | | | | | | | | | pCi/L |
| Tritium | 7.7E+00 | 1 | | | | GP | 7.5E+00 | 1 | | | | GP | pCi/mL |
| Uranium-233/234 | <1.1E-01 | 1 | UI | | | GP | | | | | | | pCi/L |
| Uranium-235 | <6.3E-02 | 1 | UI | | | GP | | | | | | | pCi/L |
| Uranium-238 | <0.0E+00 | 1 | UJI | | | GP | | | | | | | pCi/L |

Notes: Synchronous water levels are measured over approximately a 3–5 day period.
● = exceeded holding time.
■ = exceeded groundwater protection standard. See Appendix A.

# WELL FSL 1D

| SRS Coord. | Lat/Longitude | Screen Zone Elevation | Top of Casing | Casing | Pump | Screen Zone |
|---|---|---|---|---|---|---|
| N79063.1<br>E52992.5 | 33.287100 °N<br>81.680840 °W | 228.6-208.5 ft msl | 310.8 ft msl | 2" PVC | V | Water Table (IIB2) |

| SAMPLE DATE | 01/28/98 | 04/20/98 |
|---|---|---|

FIELD DATA

| Constituents | 1Q98 | 2Q98 | Unit |
|---|---|---|---|
| Water elevation | 222.0 | 223.7 | ft msl |
| pH | 3.8 | 4.4 | pH |
| Sp. conductance | 220 | 68 | µS/cm |
| Water temperature | 16.0 | 16 | °C |
| Alkalinity as $CaCO_3$ | 0 | 0 | mg/L |
| Turbidity | 9 | 6.1 | NTU |
| Volumes purged | 0.45 | 0.40 | well vol |
| Sampling code | XN | XN | |
| Synchronous water level | 222.8 (03/24/98) | 224.9 (06/30/98) | ft msl |

ANALYTICAL DATA

| Constituents | 1Q98 | DF | Mod | ST | H | Lab | 2Q98 | DF | Mod | ST | H | Lab | Unit |
|---|---|---|---|---|---|---|---|---|---|---|---|---|---|
| ***Inorganic Constituents*** | | | | | | | | | | | | | |
| Antimony, total recoverable | <10 | 1 | | | | GE | | | | | | | µg/L |
| Arsenic, total recoverable | <5.0 | 1 | | | | GE | | | | | | | µg/L |
| Barium, total recoverable | 27 | 1 | | | | GE | | | | | | | µg/L |
| Cadmium, total recoverable | <0.56 | 1 | JEV | | | GE | 0.60 | 1 | JE | | | GE | µg/L |
| Chromium, total recoverable | 7.4 | 1 | | | | GE | | | | | | | µg/L |
| Cobalt, total recoverable | 4.7 | 1 | JE | ■ | | GE | | | | | | | µg/L |
| Copper, total recoverable | 14 | 1 | | | | GE | | | | | | | µg/L |
| Cyanide | <10 | 1 | | | | GE | | | | | | | µg/L |
| Lead, total recoverable | 12 | 1 | | | | GE | 17 | 1 | | ■ | | GE | µg/L |
| Mercury, total recoverable | <0.20 | 1 | | | | GE | | | | | | | µg/L |
| Nickel, total recoverable | 7.1 | 1 | | | | GE | | | | | | | µg/L |
| Nitrate as nitrogen | | | | | | | | | | | | | |
| Nitrate-nitrite as nitrogen | 2,400 | 3 | V | | | GE | 3,800 | 3 | V | | | GE | µg/L |
| Selenium, total recoverable | <5.0 | 1 | | | | GE | | | | | | | µg/L |
| Silver, total recoverable | <5.0 | 1 | | | | GE | | | | | | | µg/L |
| Thallium, total recoverable | <5.0 | 1 | | | | GE | | | | | | | µg/L |
| Vanadium, total recoverable | 1.7 | 1 | JE | | | GE | | | | | | | µg/L |
| Zinc, total recoverable | 31 | 1 | V | | | GE | | | | | | | µg/L |
| ***Organic Constituents*** | | | | | | | | | | | | | |
| Benzene | <1.0 | 1 | J | | | GE | | | | | | | µg/L |
| Bis(2-ethylhexyl) phthalate | <11 | 1 | | | | GE | | | | | | | µg/L |
| Dichloromethane | <0.69 | 1 | JEV | | | GE | | | | | | | µg/L |
| Phenols | <5.0 | 1 | | | | GE | | | | | | | µg/L |
| Tetrachloroethylene | <1.0 | 1 | J | | | GE | | | | | | | µg/L |
| Trichloroethylene | 3.7 | 1 | J | | | GE | | | | | | | µg/L |
| Trichlorofluoromethane | 9.0 | 1 | J | ■ | | GE | | | | | | | µg/L |

Notes: Synchronous water levels are measured over approximately a 3–5 day period.
● = exceeded holding time.
■ = exceeded groundwater protection standard. See Appendix A.

## WELL FSL 1D (cont.)

| Constituents | 1Q98 | DF | Mod | ST | H | Lab | 2Q98 | DF | Mod | ST | H | Lab | Unit |
|---|---|---|---|---|---|---|---|---|---|---|---|---|---|
| ***Radioactive Constituents*** | | | | | | | | | | | | | |
| Americium-241 | <9.3E-02 | 1 | UI | | | GP | | | | | | | pCi/L |
| Cesium-137 | <1.2E+00 | 1 | UI | | | GP | | | | | | | pCi/L |
| Cobalt-60 | <-1.7E-01 | 1 | UI | | | GP | | | | | | | pCi/L |
| Curium-242 | <-4.6E-02 | 1 | UI | | | GP | | | | | | | pCi/L |
| Curium-243/244 | <1.7E-02 | 1 | UI | | | GP | | | | | | | pCi/L |
| Curium-245/246 | <3.3E-02 | 1 | UI | | | GP | | | | | | | pCi/L |
| Gross alpha | 3.5E+00 | 1 | | | | GP | 6.1E+00 | 1 | | | | GP | pCi/L |
| Iodine-129 | <3.5E-01 | 1 | UI | | | GP | | | | | | | pCi/L |
| Nonvolatile beta | 2.6E+00 | 1 | | | | GP | 6.9E+00 | 1 | | | | GP | pCi/L |
| Plutonium-238 | <4.5E-02 | 1 | UI | | | GP | | | | | | | pCi/L |
| Plutonium-239/240 | <-3.2E-02 | 1 | UI | | | GP | | | | | | | pCi/L |
| Radium-226 | 1.8E+00 | 1 | | | | GP | | | | | | | pCi/L |
| Radium-228 | 4.3E+00 | 1 | | | | GP | | | | | | | pCi/L |
| Strontium-90 | <6.0E-01 | 1 | UI | | | GP | | | | | | | pCi/L |
| Technetium-99 | <9.2E+00 | 1 | UI | | | GP | | | | | | | pCi/L |
| Thorium-228 | <3.8E-02 | 1 | UI | | | GP | | | | | | | pCi/L |
| Thorium-230 | <1.4E-01 | 1 | UI | | | GP | | | | | | | pCi/L |
| Thorium-232 | <-1.7E-02 | 1 | UI | | | GP | | | | | | | pCi/L |
| Total alpha emitters | | | | | | | | | | | | | |
| Total beta emitters | 4.3E+00 | | | | | | | | | | | | pCi/L |
| Total radium | 6.1E+00 | | | | | | | | | | | | pCi/L |
| Tritium | 1.6E+01 | 1 | | | | GP | 3.5E+01 | 1 | | ■ | | GP | pCi/mL |
| Uranium-233/234 | <4.9E-02 | 1 | UI | | | GP | | | | | | | pCi/L |
| Uranium-235 | <3.1E-02 | 1 | UI | | | GP | | | | | | | pCi/L |
| Uranium-238 | <4.3E-02 | 1 | UI | | | GP | | | | | | | pCi/L |

Notes: Synchronous water levels are measured over approximately a 3–5 day period.
● = exceeded holding time.
■ = exceeded groundwater protection standard. See Appendix A.

# WELL FSL 2D

| SRS Coord. | Lat/Longitude | Screen Zone Elevation | Top of Casing | Casing | Pump | Screen Zone |
|---|---|---|---|---|---|---|
| N78636.5<br>E52790.6 | 33.285827 °N<br>81.680542 °W | 228.8-208.7 ft msl | 305.8 ft msl | 2" PVC | V | Water Table (IIB2) |

| SAMPLE DATE | 01/27/98 | 04/21/98 |
|---|---|---|

FIELD DATA

| Constituents | 1Q98 | 2Q98 | Unit |
|---|---|---|---|
| Water elevation | 222.5 | 224.1 | ft msl |
| pH | 4.8 | 5.2 | pH |
| Sp. conductance | 220 | 71 | µS/cm |
| Water temperature | 16.0 | 19.0 | °C |
| Alkalinity as $CaCO_3$ | 0 | 20 | mg/L |
| Turbidity | 13 | 28 | NTU |
| Volumes purged | 0.44 | 0.40 | well vol |
| Sampling code | XN | XN | |
| Synchronous water level | 223.5 (03/20/98) | 225.3 (06/30/98) | ft msl |

ANALYTICAL DATA

| Constituents | 1Q98 | DF | Mod | ST | H | Lab | 2Q98 | DF | Mod | ST | H | Lab | Unit |
|---|---|---|---|---|---|---|---|---|---|---|---|---|---|
| ***Inorganic Constituents*** | | | | | | | | | | | | | |
| Antimony, total recoverable | <10 | 1 | | | | GE | | | | | | | µg/L |
| Arsenic, total recoverable | <5.0 | 1 | | | | GE | | | | | | | µg/L |
| Barium, total recoverable | 23 | 1 | | | | GE | | | | | | | µg/L |
| Cadmium, total recoverable | 0.26 | 1 | JE | | | GE | 0.18 | 1 | JE | | | GE | µg/L |
| Chromium, total recoverable | 6.8 | 1 | | | | GE | | | | | | | µg/L |
| Cobalt, total recoverable | 1.3 | 1 | JE | | | GE | | | | | | | µg/L |
| Copper, total recoverable | 11 | 1 | | | | GE | | | | | | | µg/L |
| Cyanide | <10 | 1 | | | | GE | | | | | | | µg/L |
| Lead, total recoverable | 12 | 1 | V | | | GE | 11 | 1 | | | | GE | µg/L |
| Mercury, total recoverable | <0.20 | 1 | | | | GE | | | | | | | µg/L |
| Nickel, total recoverable | 6.6 | 1 | | | | GE | | | | | | | µg/L |
| Nitrate as nitrogen | | | | | | | | | | | | | |
| Nitrate-nitrite as nitrogen | 1,200 | 1 | V | | | GE | 1,400 | 1 | V | | | GE | µg/L |
| Selenium, total recoverable | <5.0 | 1 | | | | GE | | | | | | | µg/L |
| Silver, total recoverable | <5.0 | 1 | | | | GE | | | | | | | µg/L |
| Thallium, total recoverable | <5.0 | 1 | | | | GE | | | | | | | µg/L |
| Vanadium, total recoverable | 1.7 | 1 | JE | | | GE | | | | | | | µg/L |
| Zinc, total recoverable | 13 | 1 | V | | | GE | | | | | | | µg/L |
| ***Organic Constituents*** | | | | | | | | | | | | | |
| Benzene | <1.0 | 1 | | | | GE | | | | | | | µg/L |
| Bis(2-ethylhexyl) phthalate | <11 | 1 | | | | GE | | | | | | | µg/L |
| Dichloromethane | <1.0 | 1 | | | | GE | | | | | | | µg/L |
| Phenols | <5.0 | 1 | | | | GE | | | | | | | µg/L |
| Tetrachloroethylene | <1.0 | 1 | | | | GE | | | | | | | µg/L |
| Trichloroethylene | <1.0 | 1 | | | | GE | | | | | | | µg/L |
| Trichlorofluoromethane | 3.3 | 1 | | | | GE | | | | | | | µg/L |

Notes: Synchronous water levels are measured over approximately a 3–5 day period.
● = exceeded holding time.
■ = exceeded groundwater protection standard. See Appendix A.

## WELL FSL 2D (cont.)

| Constituents | 1Q98 | DF | Mod | ST | H | Lab | 2Q98 | DF | Mod | ST | H | Lab | Unit |
|---|---|---|---|---|---|---|---|---|---|---|---|---|---|
| ***Radioactive Constituents*** | | | | | | | | | | | | | |
| Americium-241 | <4.0E-02 | 1 | UI | | | GP | | | | | | | pCi/L |
| Cesium-137 | <2.1E-01 | 1 | UI | | | GP | | | | | | | pCi/L |
| Cobalt-60 | <-8.4E-01 | 1 | UI | | | GP | | | | | | | pCi/L |
| Curium-242 | <-1.8E-02 | 1 | UI | | | GP | | | | | | | pCi/L |
| Curium-243/244 | <3.4E-02 | 1 | UI | | | GP | | | | | | | pCi/L |
| Curium-245/246 | <1.1E-01 | 1 | UI | | | GP | | | | | | | pCi/L |
| Gross alpha | 2.3E+00 | 1 | | | | GP | 3.7E+00 | 1 | | | | GP | pCi/L |
| Iodine-129 | <3.2E-01 | 1 | UI | | | GP | | | | | | | pCi/L |
| Nonvolatile beta | 4.1E+00 | 1 | | | | GP | 4.9E+00 | 1 | | | | GP | pCi/L |
| Plutonium-238 | <-2.4E-01 | 1 | UI | | | GP | | | | | | | pCi/L |
| Plutonium-239/240 | <-5.8E-02 | 1 | UI | | | GP | | | | | | | pCi/L |
| Radium-226 | 7.2E-01 | 1 | UIV | | | GP | | | | | | | pCi/L |
| Radium-228 | 4.4E+00 | 1 | | | | GP | | | | | | | pCi/L |
| Strontium-90 | <2.3E-01 | 1 | UI | | | GP | | | | | | | pCi/L |
| Technetium-99 | <2.9E+00 | 1 | UI | | | GP | | | | | | | pCi/L |
| Thorium-228 | <-8.6E-02 | 1 | UI | | | GP | | | | | | | pCi/L |
| Thorium-230 | <3.5E-01 | 1 | UI | | | GP | | | | | | | pCi/L |
| Thorium-232 | <-1.3E-02 | 1 | UI | | | GP | | | | | | | pCi/L |
| Total alpha emitters | | | | | | | | | | | | | |
| Total beta emitters | 4.4E+00 | | | | | | | | | | | | pCi/L |
| Total radium | 4.4E+00 | | | | | | | | | | | | pCi/L |
| Tritium | 7.7E+00 | 1 | | | | GP | 7.3E+00 | 1 | | | | GP | pCi/mL |
| Uranium-233/234 | <2.3E-01 | 1 | UI | | | GP | | | | | | | pCi/L |
| Uranium-235 | <6.4E-02 | 1 | UI | | | GP | | | | | | | pCi/L |
| Uranium-238 | <2.3E-01 | 1 | UI | | | GP | | | | | | | pCi/L |

Notes: Synchronous water levels are measured over approximately a 3–5 day period.
● = exceeded holding time.
■ = exceeded groundwater protection standard. See Appendix A.

# WELL FSL 3D

| SRS Coord. | Lat/Longitude | Screen Zone Elevation | Top of Casing | Casing | Pump | Screen Zone |
|---|---|---|---|---|---|---|
| N77765.2<br>E52465.2 | 33.283369 °N<br>81.679706 °W | 226.0-205.9 ft msl | 302 ft msl | 2" PVC | V | Water Table (IIB2) |

| SAMPLE DATE | 01/26/98 | 04/17/98 |
|---|---|---|

FIELD DATA

| Constituents | 1Q98 | 2Q98 | Unit |
|---|---|---|---|
| Water elevation | 219.7 | 220.9 | ft msl |
| pH | 5.8 | 5.5 | pH |
| Sp. conductance | 74 | 79 | µS/cm |
| Water temperature | 20.0 | 21.3 | °C |
| Alkalinity as $CaCO_3$ | 44 | 31 | mg/L |
| Turbidity | 6 | 29 | NTU |
| Volumes purged | 15 | 0.41 | well vol |
| Sampling code | | XN | |
| Synchronous water level | 220.5 (03/20/98) | 222.6 (06/30/98) | ft msl |

ANALYTICAL DATA

| Constituents | 1Q98 | DF | Mod | ST | H | Lab | 2Q98 | DF | Mod | ST | H | Lab | Unit |
|---|---|---|---|---|---|---|---|---|---|---|---|---|---|
| ***Inorganic Constituents*** | | | | | | | | | | | | | |
| Antimony, total recoverable | <10 | 1 | | | | GE | | | | | | | µg/L |
| Arsenic, total recoverable | <5.0 | 1 | | | | GE | | | | | | | µg/L |
| Barium, total recoverable | 67 | 1 | | | | GE | | | | | | | µg/L |
| Cadmium, total recoverable | <5.0 | 1 | | | | GE | 0.27 | 1 | JE | | | GE | µg/L |
| Chromium, total recoverable | 4.1 | 1 | JE | | | GE | | | | | | | µg/L |
| Cobalt, total recoverable | <5.0 | 1 | | | | GE | | | | | | | µg/L |
| Copper, total recoverable | 9.5 | 1 | | | | GE | | | | | | | µg/L |
| Cyanide | <10 | 1 | | | | GE | | | | | | | µg/L |
| Lead, total recoverable | <1.3 | 1 | JEV | | | GE | 11 | 1 | | | | GE | µg/L |
| Mercury, total recoverable | <0.20 | 1 | | | | GE | | | | | | | µg/L |
| Nickel, total recoverable | 13 | 1 | | | | GE | | | | | | | µg/L |
| Nitrate as nitrogen | | | | | | | | | | | | | |
| Nitrate-nitrite as nitrogen | 2,000 | 2 | V | | | GE | 1,800 | 1 | | | | GE | µg/L |
| Selenium, total recoverable | <5.0 | 1 | | | | GE | | | | | | | µg/L |
| Silver, total recoverable | <5.0 | 1 | | | | GE | | | | | | | µg/L |
| Thallium, total recoverable | <5.0 | 1 | | | | GE | | | | | | | µg/L |
| Vanadium, total recoverable | <5.0 | 1 | | | | GE | | | | | | | µg/L |
| Zinc, total recoverable | <5.8 | 1 | V | | | GE | | | | | | | µg/L |
| ***Organic Constituents*** | | | | | | | | | | | | | |
| Benzene | <1.0 | 1 | | | | GE | | | | | | | µg/L |
| Bis(2-ethylhexyl) phthalate | <11 | 1 | | | | GE | | | | | | | µg/L |
| Dichloromethane | <0.57 | 1 | JEV | | | GE | | | | | | | µg/L |
| Phenols | <5.0 | 1 | | | | GE | | | | | | | µg/L |
| Tetrachloroethylene | <1.0 | 1 | | | | GE | | | | | | | µg/L |
| Trichloroethylene | 0.94 | 1 | JE | | | GE | | | | | | | µg/L |
| Trichlorofluoromethane | 0.52 | 1 | JE | | | GE | | | | | | | µg/L |

Notes: Synchronous water levels are measured over approximately a 3–5 day period.
● = exceeded holding time.
■ = exceeded groundwater protection standard. See Appendix A.

## WELL FSL 3D (cont.)

| Constituents | 1Q98 | DF | Mod | ST | H | Lab | 2Q98 | DF | Mod | ST | H | Lab | Unit |
|---|---|---|---|---|---|---|---|---|---|---|---|---|---|
| ***Radioactive Constituents*** | | | | | | | | | | | | | |
| Americium-241 | <1.1E-01 | 1 | UI | | | GP | | | | | | | pCi/L |
| Cesium-137 | <1.1E+00 | 1 | UI | | | GP | | | | | | | pCi/L |
| Cobalt-60 | <1.9E+00 | 1 | UI | | | GP | | | | | | | pCi/L |
| Curium-242 | <6.5E-02 | 1 | UI | | | GP | | | | | | | pCi/L |
| Curium-243/244 | <1.4E-01 | 1 | UI | | | GP | | | | | | | pCi/L |
| Curium-245/246 | <4.5E-02 | 1 | UI | | | GP | | | | | | | pCi/L |
| Gross alpha | 2.3E+00 | 1 | UIV | | | GP | 9.3E-01 | 1 | | | | GP | pCi/L |
| Iodine-129 | <-3.2E-01 | 1 | UI | | | GP | | | | | | | pCi/L |
| Nonvolatile beta | 3.9E+00 | 1 | J | | | GP | 3.5E+00 | 1 | | | | GP | pCi/L |
| Plutonium-238 | 1.0E+00 | 1 | | | | GP | | | | | | | pCi/L |
| Plutonium-239/240 | <7.1E-02 | 1 | UI | | | GP | | | | | | | pCi/L |
| Radium-226 | <2.8E-01 | 1 | UI | | | GP | | | | | | | pCi/L |
| Radium-228 | 2.1E+00 | 1 | J | | | GP | | | | | | | pCi/L |
| Strontium-90 | <-2.1E-02 | 1 | UI | | | GP | | | | | | | pCi/L |
| Technetium-99 | <2.9E+00 | 1 | UI | | | GP | | | | | | | pCi/L |
| Thorium-228 | <1.8E-02 | 1 | UI | | | GP | | | | | | | pCi/L |
| Thorium-230 | 6.9E-01 | 1 | | | | GP | | | | | | | pCi/L |
| Thorium-232 | <-1.6E-02 | 1 | UI | | | GP | | | | | | | pCi/L |
| Total alpha emitters | 1.7E+00 | | | | | | | | | | | | pCi/L |
| Total beta emitters | 2.1E+00 | | | | | | | | | | | | pCi/L |
| Total radium | 2.1E+00 | | | | | | | | | | | | pCi/L |
| Tritium | 3.1E+01 | 1 | | ■ | | GP | 2.7E+01 | 1 | | ■ | | GP | pCi/mL |
| Uranium-233/234 | <1.7E-01 | 1 | UI | | | GP | | | | | | | pCi/L |
| Uranium-235 | <-1.9E-02 | 1 | UI | | | GP | | | | | | | pCi/L |
| Uranium-238 | <2.5E-01 | 1 | UI | | | GP | | | | | | | pCi/L |

Notes: Synchronous water levels are measured over approximately a 3–5 day period.
● = exceeded holding time.
■ = exceeded groundwater protection standard. See Appendix A.

# WELL FSL 4D

| SRS Coord. | Lat/Longitude | Screen Zone Elevation | Top of Casing | Casing | Pump | Screen Zone |
|---|---|---|---|---|---|---|
| N77452.4<br>E52230.4 | 33.282294 °N<br>81.679717 °W | 224.1-204.0 ft msl | 294.1 ft msl | 2" PVC | V | Water Table (IIB2) |

| SAMPLE DATE | 01/26/98 | 04/16/98 |
|---|---|---|

FIELD DATA

| Constituents | 1Q98 | 2Q98 | Unit |
|---|---|---|---|
| Water elevation | | 216.6 | ft msl |
| pH | | 5.1 | pH |
| Sp. conductance | | 49 | µS/cm |
| Water temperature | | 21.7 | °C |
| Alkalinity as $CaCO_3$ | | 6 | mg/L |
| Turbidity | | 3 | NTU |
| Volumes purged | | 0.48 | well vol |
| Sampling code | D | XN | |
| Synchronous water level | 216.1 (03/20/98) | 218.3 (06/30/98) | ft msl |

ANALYTICAL DATA

| Constituents | 1Q98 | DF | Mod | ST | H | Lab | 2Q98 | DF | Mod | ST | H | Lab | Unit |
|---|---|---|---|---|---|---|---|---|---|---|---|---|---|
| ***Inorganic Constituents*** | | | | | | | | | | | | | |
| Antimony, total recoverable | | | | | | | | | | | | | |
| Arsenic, total recoverable | | | | | | | | | | | | | |
| Barium, total recoverable | | | | | | | | | | | | | |
| Cadmium, total recoverable | | | | | | | 0.90 | 1 | JE | | | GE | µg/L |
| Chromium, total recoverable | | | | | | | | | | | | | |
| Cobalt, total recoverable | | | | | | | | | | | | | |
| Copper, total recoverable | | | | | | | | | | | | | |
| Cyanide | | | | | | | | | | | | | |
| Lead, total recoverable | | | | | | | 95 | 1 | | ■ | | GE | µg/L |
| Mercury, total recoverable | | | | | | | | | | | | | |
| Nickel, total recoverable | | | | | | | | | | | | | |
| Nitrate as nitrogen | | | | | | | | | | | | | |
| Nitrate-nitrite as nitrogen | | | | | | | 1,900 | 1 | | | | GE | µg/L |
| Selenium, total recoverable | | | | | | | | | | | | | |
| Silver, total recoverable | | | | | | | | | | | | | |
| Thallium, total recoverable | | | | | | | | | | | | | |
| Vanadium, total recoverable | | | | | | | | | | | | | |
| Zinc, total recoverable | | | | | | | | | | | | | |
| ***Organic Constituents*** | | | | | | | | | | | | | |
| Benzene | | | | | | | | | | | | | |
| Bis(2-ethylhexyl) phthalate | | | | | | | | | | | | | |
| Dichloromethane | | | | | | | | | | | | | |
| Phenols | | | | | | | | | | | | | |
| Tetrachloroethylene | | | | | | | | | | | | | |
| Trichloroethylene | | | | | | | | | | | | | |
| Trichlorofluoromethane | | | | | | | | | | | | | |

Notes: Synchronous water levels are measured over approximately a 3–5 day period.
● = exceeded holding time.
■ = exceeded groundwater protection standard. See Appendix A.

# WELL FSL 4D (cont.)

| Constituents | 1Q98 | DF | Mod | ST | H | Lab | 2Q98 | DF | Mod | ST | H | Lab | Unit |
|---|---|---|---|---|---|---|---|---|---|---|---|---|---|
| ***Radioactive Constituents*** | | | | | | | | | | | | | |
| Americium-241 | | | | | | | | | | | | | |
| Cesium-137 | | | | | | | | | | | | | |
| Cobalt-60 | | | | | | | | | | | | | |
| Curium-242 | | | | | | | | | | | | | |
| Curium-243/244 | | | | | | | | | | | | | |
| Curium-245/246 | | | | | | | | | | | | | |
| Gross alpha | | | | | | | 6.0E-01 | 1 | | | | GP | pCi/L |
| Iodine-129 | | | | | | | | | | | | | |
| Nonvolatile beta | | | | | | | 3.5E+00 | 1 | | | | GP | pCi/L |
| Plutonium-238 | | | | | | | | | | | | | |
| Plutonium-239/240 | | | | | | | | | | | | | |
| Radium-226 | | | | | | | | | | | | | |
| Radium-228 | | | | | | | | | | | | | |
| Strontium-90 | | | | | | | | | | | | | |
| Technetium-99 | | | | | | | | | | | | | |
| Thorium-228 | | | | | | | | | | | | | |
| Thorium-230 | | | | | | | | | | | | | |
| Thorium-232 | | | | | | | | | | | | | |
| Total alpha emitters | | | | | | | | | | | | | |
| Total beta emitters | | | | | | | | | | | | | |
| Tritium | | | | | | | 5.2E+00 | 1 | | | | GP | pCi/mL |
| Uranium-233/234 | | | | | | | | | | | | | |
| Uranium-235 | | | | | | | | | | | | | |
| Uranium-238 | | | | | | | | | | | | | |

Notes: Synchronous water levels are measured over approximately a 3–5 day period.
● = exceeded holding time.
■ = exceeded groundwater protection standard. See Appendix A.

# WELL FSL 5D

| SRS Coord. | Lat/Longitude | Screen Zone Elevation | Top of Casing | Casing | Pump | Screen Zone |
|---|---|---|---|---|---|---|
| N77047.7<br>E51903.3 | 33.280865 °N<br>81.679791 °W | 223.7-203.5 ft msl | 291.8 ft msl | 2" PVC | V | Water Table (IIB2) |

| SAMPLE DATE | 01/28/98 | 04/15/98 |
|---|---|---|

FIELD DATA

| Constituents | 1Q98 | 2Q98 | Unit |
|---|---|---|---|
| Water elevation | 217.9 | 221.6 | ft msl |
| pH | 5.4 | 4.9 | pH |
| Sp. conductance | 180 | 180 | µS/cm |
| Water temperature | 19.0 | 24.0 | °C |
| Alkalinity as $CaCO_3$ | 4 | 0 | mg/L |
| Turbidity | 1 | 2 | NTU |
| Volumes purged | 4.0 | 6.9 | well vol |
| Sampling code | | | |
| Synchronous water level | 218.9 (03/20/98) | 221.6 (06/30/98) | ft msl |

ANALYTICAL DATA

| Constituents | 1Q98 | DF | Mod | ST | H | Lab | 2Q98 | DF | Mod | ST | H | Lab | Unit |
|---|---|---|---|---|---|---|---|---|---|---|---|---|---|
| ***Inorganic Constituents*** | | | | | | | | | | | | | |
| Antimony, total recoverable | <10 | 1 | | | | GE | | | | | | | µg/L |
| Arsenic, total recoverable | <5.0 | 1 | | | | GE | | | | | | | µg/L |
| Barium, total recoverable | 38 | 1 | | | | GE | | | | | | | µg/L |
| Cadmium, total recoverable | <0.42 | 1 | JEV | | | GE | 0.23 | 1 | JE | | | GE | µg/L |
| Chromium, total recoverable | 0.91 | 1 | JE | | | GE | | | | | | | µg/L |
| Cobalt, total recoverable | 6.4 | 1 | | ■ | | GE | | | | | | | µg/L |
| Copper, total recoverable | 7.6 | 1 | | | | GE | | | | | | | µg/L |
| Cyanide | <10 | 1 | | | | GE | | | | | | | µg/L |
| Lead, total recoverable | 5.0 | 1 | JE | | | GE | 1.4 | 1 | JE | | | GE | µg/L |
| Mercury, total recoverable | <0.20 | 1 | | | | GE | | | | | | | µg/L |
| Nickel, total recoverable | 3.9 | 1 | JE | | | GE | | | | | | | µg/L |
| Nitrate as nitrogen | | | | | | | | | | | | | |
| Nitrate-nitrite as nitrogen | 17,000 | 10 | V | ■ | | GE | 17,000 | 10 | | ■ | | GE | µg/L |
| Selenium, total recoverable | 2.0 | 1 | JE | | | GE | | | | | | | µg/L |
| Silver, total recoverable | 0.66 | 1 | JE | | | GE | | | | | | | µg/L |
| Thallium, total recoverable | <5.0 | 1 | | | | GE | | | | | | | µg/L |
| Vanadium, total recoverable | <5.0 | 1 | | | | GE | | | | | | | µg/L |
| Zinc, total recoverable | 17 | 1 | V | | | GE | | | | | | | µg/L |
| ***Organic Constituents*** | | | | | | | | | | | | | |
| Benzene | <1.0 | 1 | J | | | GE | | | | | | | µg/L |
| Bis(2-ethylhexyl) phthalate | <10 | 1 | | | | GE | | | | | | | µg/L |
| Dichloromethane | <1.0 | 1 | J | | | GE | | | | | | | µg/L |
| Phenols | <5.0 | 1 | | | | GE | | | | | | | µg/L |
| Tetrachloroethylene | <1.0 | 1 | J | | | GE | | | | | | | µg/L |
| Trichloroethylene | 1.9 | 1 | J | | | GE | | | | | | | µg/L |
| Trichlorofluoromethane | <1.0 | 1 | J | | | GE | | | | | | | µg/L |

Notes: Synchronous water levels are measured over approximately a 3–5 day period.
● = exceeded holding time.
■ = exceeded groundwater protection standard. See Appendix A.

## WELL FSL 5D (cont.)

| Constituents | 1Q98 | DF | Mod | ST | H | Lab | 2Q98 | DF | Mod | ST | H | Lab | Unit |
|---|---|---|---|---|---|---|---|---|---|---|---|---|---|
| ***Radioactive Constituents*** | | | | | | | | | | | | | |
| Americium-241 | <8.2E-02 | 1 | UI | | | GP | | | | | | | pCi/L |
| Cesium-137 | <7.5E-01 | 1 | UI | | | GP | | | | | | | pCi/L |
| Cobalt-60 | <1.8E+00 | 1 | UI | | | GP | | | | | | | pCi/L |
| Curium-242 | <3.4E-02 | 1 | UI | | | GP | | | | | | | pCi/L |
| Curium-243/244 | <-3.0E-03 | 1 | UI | | | GP | | | | | | | pCi/L |
| Curium-245/246 | <-5.0E-03 | 1 | UI | | | GP | | | | | | | pCi/L |
| Gross alpha | 1.6E+01 | 1 | | ■ | | GP | 2.6E+01 | 1 | J2 | ■ | | GP | pCi/L |
| Iodine-129 | 3.9E+00 | 1 | R4 | | | GP | | | | | | | pCi/L |
| Nonvolatile beta | 3.1E+02 | 1 | J | ■ | | GP | 4.4E+02 | 1 | | ■ | | GP | pCi/L |
| Plutonium-238 | <9.2E-02 | 1 | UI | | | GP | | | | | | | pCi/L |
| Plutonium-239/240 | <3.0E-03 | 1 | UI | | | GP | | | | | | | pCi/L |
| Radium-226 | 1.8E+00 | 1 | | | | GP | | | | | | | pCi/L |
| Radium-228 | 5.3E+00 | 1 | | ■ | | GP | | | | | | | pCi/L |
| Strontium-90 | 1.0E+01 | 1 | | ■ | | GP | | | | | | | pCi/L |
| Technetium-99 | 1.3E+03 | 1 | | ■ | | GP | | | | | | | pCi/L |
| Thorium-228 | <-9.9E-02 | 1 | UI | | | GP | | | | | | | pCi/L |
| Thorium-230 | <2.0E-02 | 1 | UI | | | GP | | | | | | | pCi/L |
| Thorium-232 | <7.8E-02 | 1 | UI | | | GP | | | | | | | pCi/L |
| Total alpha emitters | | | | | | | | | | | | | |
| Total beta emitters | 1.3E+03 | | | ■ | | | | | | | | | pCi/L |
| Total radium | 7.1E+00 | | | | | | | | | | | | pCi/L |
| Tritium | 2.2E+02 | 1 | | ■ | | GP | 2.8E+02 | 1 | | ■ | | GP | pCi/mL |
| Uranium-233/234 | <-2.4E-02 | 1 | UI | | | GP | | | | | | | pCi/L |
| Uranium-235 | <3.0E-02 | 1 | UI | | | GP | | | | | | | pCi/L |
| Uranium-238 | <2.4E-02 | 1 | UI | | | GP | | | | | | | pCi/L |

Notes: Synchronous water levels are measured over approximately a 3–5 day period.
● = exceeded holding time.
■ = exceeded groundwater protection standard. See Appendix A.

# WELL FSL 6D

| SRS Coord. | Lat/Longitude | Screen Zone Elevation | Top of Casing | Casing | Pump | Screen Zone |
|---|---|---|---|---|---|---|
| N76733.1<br>E51727.9 | 33.279883 °N<br>81.679642 °W | 222.1-202.1 ft msl | 286.2 ft msl | 2" PVC | V | Water Table (IIB2) |

| | | |
|---|---|---|
| SAMPLE DATE | 01/26/98 | 04/15/98 |

FIELD DATA

| Constituents | 1Q98 | 2Q98 | Unit |
|---|---|---|---|
| Water elevation | 217.1 | 219.2 | ft msl |
| pH | 4.8 | 4.8 | pH |
| Sp. conductance | 100 | 120 | µS/cm |
| Water temperature | 19.0 | 22.1 | °C |
| Alkalinity as $CaCO_3$ | 0 | 0 | mg/L |
| Turbidity | 1 | 4 | NTU |
| Volumes purged | 9.8 | 1.8 | well vol |
| Sampling code | | | |
| Synchronous water level | 218.5 (03/20/98) | 221.2 (06/30/98) | ft msl |

ANALYTICAL DATA

| Constituents | 1Q98 | DF | Mod | ST | H | Lab | 2Q98 | DF | Mod | ST | H | Lab | Unit |
|---|---|---|---|---|---|---|---|---|---|---|---|---|---|
| ***Inorganic Constituents*** | | | | | | | | | | | | | |
| Antimony, total recoverable | <10 | 1 | | | | GE | | | | | | | µg/L |
| Arsenic, total recoverable | <5.0 | 1 | | | | GE | | | | | | | µg/L |
| Barium, total recoverable | 9.3 | 1 | | | | GE | | | | | | | µg/L |
| Cadmium, total recoverable | <5.0 | 1 | | | | GE | <1.0 | 1 | | | | GE | µg/L |
| Chromium, total recoverable | 1.3 | 1 | JE | | | GE | | | | | | | µg/L |
| Cobalt, total recoverable | 1.1 | 1 | JE | | | GE | | | | | | | µg/L |
| Copper, total recoverable | 3.0 | 1 | JE | | | GE | | | | | | | µg/L |
| Cyanide | <10 | 1 | | | | GE | | | | | | | µg/L |
| Lead, total recoverable | <5.0 | 1 | | | | GE | 0.28 | 1 | JE | | | GE | µg/L |
| Mercury, total recoverable | 0.11 | 1 | JE | | | GE | | | | | | | µg/L |
| Nickel, total recoverable | <5.0 | 1 | | | | GE | | | | | | | µg/L |
| Nitrate as nitrogen | | | | | | | | | | | | | |
| Nitrate-nitrite as nitrogen | 8,000 | 5 | V | | | GE | 4,300 | 3 | | | | GE | µg/L |
| Selenium, total recoverable | <5.0 | 1 | | | | GE | | | | | | | µg/L |
| Silver, total recoverable | <5.0 | 1 | | | | GE | | | | | | | µg/L |
| Thallium, total recoverable | <5.0 | 1 | | | | GE | | | | | | | µg/L |
| Vanadium, total recoverable | <5.0 | 1 | | | | GE | | | | | | | µg/L |
| Zinc, total recoverable | <5.4 | 1 | V | | | GE | | | | | | | µg/L |
| ***Organic Constituents*** | | | | | | | | | | | | | |
| Benzene | <1.0 | 1 | J1 | | ● | GE | | | | | | | µg/L |
| Bis(2-ethylhexyl) phthalate | <11 | 1 | | | | GE | | | | | | | µg/L |
| Dichloromethane | <8.8 | 1 | JV1 | | ● | GE | | | | | | | µg/L |
| Phenols | <5.0 | 1 | | | | GE | | | | | | | µg/L |
| Tetrachloroethylene | <1.0 | 1 | J1 | | ● | GE | | | | | | | µg/L |
| Trichloroethylene | 0.94 | 1 | JE1 | | ● | GE | | | | | | | µg/L |
| Trichlorofluoromethane | <1.0 | 1 | J1 | | ● | GE | | | | | | | µg/L |

Notes: Synchronous water levels are measured over approximately a 3–5 day period.
● = exceeded holding time.
■ = exceeded groundwater protection standard. See Appendix A.

## WELL FSL 6D (cont.)

| Constituents | 1Q98 | DF | Mod | ST | H | Lab | 2Q98 | DF | Mod | ST | H | Lab | Unit |
|---|---|---|---|---|---|---|---|---|---|---|---|---|---|
| ***Radioactive Constituents*** | | | | | | | | | | | | | |
| Americium-241 | <-8.4E-02 | 1 | UI | | | GP | | | | | | | pCi/L |
| Cesium-137 | 9.5E+00 | 1 | R4 | | | GP | | | | | | | pCi/L |
| Cobalt-60 | <5.4E-01 | 1 | UI | | | GP | | | | | | | pCi/L |
| Curium-242 | <-1.6E-01 | 1 | UI | | | GP | | | | | | | pCi/L |
| Curium-243/244 | <2.6E-01 | 1 | UI | | | GP | | | | | | | pCi/L |
| Curium-245/246 | <1.5E-01 | 1 | UI | | | GP | | | | | | | pCi/L |
| Gross alpha | 3.6E+00 | 1 | V | | | GP | 1.8E+00 | 1 | J2 | | | GP | pCi/L |
| Iodine-129 | 1.1E+02 | 1 | | ■ | | GP | | | | | | | pCi/L |
| Nonvolatile beta | 1.3E+01 | 1 | J | | | GP | 1.0E+01 | 1 | | | | GP | pCi/L |
| Plutonium-238 | 9.8E-01 | 1 | | | | GP | | | | | | | pCi/L |
| Plutonium-239/240 | <1.8E-01 | 1 | UI | | | GP | | | | | | | pCi/L |
| Radium-226 | 8.3E-01 | 1 | | | | GP | | | | | | | pCi/L |
| Radium-228 | 1.9E+00 | 1 | J | | | GP | | | | | | | pCi/L |
| Strontium-90 | 2.6E+00 | 1 | | | | GP | | | | | | | pCi/L |
| Technetium-99 | 3.6E+01 | 1 | | | | GP | | | | | | | pCi/L |
| Thorium-228 | <2.2E-01 | 1 | UI | | | GP | | | | | | | pCi/L |
| Thorium-230 | <1.8E-01 | 1 | UI | | | GP | | | | | | | pCi/L |
| Thorium-232 | <-2.2E-02 | 1 | UI | | | GP | | | | | | | pCi/L |
| Total alpha emitters | 9.8E-01 | | | | | | | | | | | | pCi/L |
| Total beta emitters | 1.5E+02 | | | ■ | | | | | | | | | pCi/L |
| Total radium | 2.7E+00 | | | | | | | | | | | | pCi/L |
| Tritium | 6.2E+01 | 1 | | ■ | | GP | 8.8E+01 | 1 | | ■ | | GP | pCi/mL |
| Uranium-233/234 | <2.4E-01 | 1 | UI | | | GP | | | | | | | pCi/L |
| Uranium-235 | <-7.7E-02 | 1 | UI | | | GP | | | | | | | pCi/L |
| Uranium-238 | <9.8E-02 | 1 | UI | | | GP | | | | | | | pCi/L |

Notes: Synchronous water levels are measured over approximately a 3–5 day period.
● = exceeded holding time.
■ = exceeded groundwater protection standard. See Appendix A.

# WELL FSL 7D

| SRS Coord. | Lat/Longitude | Screen Zone Elevation | Top of Casing | Casing | Pump | Screen Zone |
|---|---|---|---|---|---|---|
| N76327.8<br>E51485.6 | 33.278592 °N<br>81.679492 °W | 219.6-199.5 ft msl | 287.6 ft msl | 2" PVC | V | Water Table (IIB2) |

| SAMPLE DATE | 01/28/98 | 04/20/98 |
|---|---|---|

FIELD DATA

| Constituents | 1Q98 | 2Q98 | Unit |
|---|---|---|---|
| Water elevation | 216.1 | 218.8 | ft msl |
| pH | 4.0 | 4.3 | pH |
| Sp. conductance | 440 | 420 | µS/cm |
| Water temperature | 17.0 | 22.5 | °C |
| Alkalinity as $CaCO_3$ | 0 | 0 | mg/L |
| Turbidity | 10 | 1 | NTU |
| Volumes purged | 0.37 | 2.5 | well vol |
| Sampling code | XN | | |
| Synchronous water level | 217.7 (03/19/98) | 220.5 (06/29/98) | ft msl |

ANALYTICAL DATA

| Constituents | 1Q98 | DF | Mod | ST | H | Lab | 2Q98 | DF | Mod | ST | H | Lab | Unit |
|---|---|---|---|---|---|---|---|---|---|---|---|---|---|
| ***Inorganic Constituents*** | | | | | | | | | | | | | |
| Antimony, total recoverable | 1.9 | 1 | JE | | | GE | | | | | | | µg/L |
| Arsenic, total recoverable | <5.0 | 1 | | | | GE | | | | | | | µg/L |
| Barium, total recoverable | 45 | 1 | | | | GE | | | | | | | µg/L |
| Cadmium, total recoverable | <1.2 | 1 | JEV | | | GE | 2.9 | 1 | | | | GE | µg/L |
| Chromium, total recoverable | 10 | 1 | | | | GE | | | | | | | µg/L |
| Cobalt, total recoverable | <5.0 | 1 | | | | GE | | | | | | | µg/L |
| Copper, total recoverable | 320 | 1 | | | | GE | | | | | | | µg/L |
| Cyanide | <10 | 1 | | | | GE | | | | | | | µg/L |
| Lead, total recoverable | 16 | 1 | | ■ | | GE | 5.5 | 1 | | | | GE | µg/L |
| Mercury, total recoverable | 0.13 | 1 | JE | | | GE | | | | | | | µg/L |
| Nickel, total recoverable | 13 | 1 | | | | GE | | | | | | | µg/L |
| Nitrate as nitrogen | | | | | | | | | | | | | |
| Nitrate-nitrite as nitrogen | 44,000 | 40 | V | ■ | | GE | 48,000 | 25 | V | ■ | | GE | µg/L |
| Selenium, total recoverable | <5.0 | 1 | | | | GE | | | | | | | µg/L |
| Silver, total recoverable | <5.0 | 1 | | | | GE | | | | | | | µg/L |
| Thallium, total recoverable | <5.0 | 1 | | | | GE | | | | | | | µg/L |
| Vanadium, total recoverable | 0.66 | 1 | JE | | | GE | | | | | | | µg/L |
| Zinc, total recoverable | 40 | 1 | V | | | GE | | | | | | | µg/L |
| ***Organic Constituents*** | | | | | | | | | | | | | |
| Benzene | <1.0 | 1 | J | | | GE | | | | | | | µg/L |
| Bis(2-ethylhexyl) phthalate | <10 | 1 | | | | GE | | | | | | | µg/L |
| Dichloromethane | <0.63 | 1 | JEV | | | GE | | | | | | | µg/L |
| Phenols | <5.0 | 1 | | | | GE | | | | | | | µg/L |
| Tetrachloroethylene | <1.0 | 1 | J | | | GE | | | | | | | µg/L |
| Trichloroethylene | <1.0 | 1 | J | | | GE | | | | | | | µg/L |
| Trichlorofluoromethane | <1.0 | 1 | J | | | GE | | | | | | | µg/L |

Notes: Synchronous water levels are measured over approximately a 3–5 day period.
● = exceeded holding time.
■ = exceeded groundwater protection standard. See Appendix A.

## WELL FSL 7D (cont.)

| Constituents | 1Q98 | DF | Mod | ST | H | Lab | 2Q98 | DF | Mod | ST | H | Lab | Unit |
|---|---|---|---|---|---|---|---|---|---|---|---|---|---|
| ***Radioactive Constituents*** | | | | | | | | | | | | | |
| Americium-241 | <-2.8E-02 | 1 | UI | | | GP | | | | | | | pCi/L |
| Cesium-137 | <-5.7E-01 | 1 | UI | | | GP | | | | | | | pCi/L |
| Cobalt-60 | <-9.2E-01 | 1 | UI | | | GP | | | | | | | pCi/L |
| Curium-242 | <1.3E-02 | 1 | UI | | | GP | | | | | | | pCi/L |
| Curium-243/244 | <3.0E-03 | 1 | UI | | | GP | | | | | | | pCi/L |
| Curium-245/246 | <2.8E-02 | 1 | UI | | | GP | | | | | | | pCi/L |
| Gross alpha | 1.8E+01 | 1 | | ■ | | GP | 4.4E+01 | 1 | | ■ | | GP | pCi/L |
| Iodine-129 | <2.9E-01 | 1 | UI | | | GP | | | | | | | pCi/L |
| Nonvolatile beta | 4.8E+01 | 1 | J | | | GP | 1.5E+02 | 1 | | ■ | | GP | pCi/L |
| Plutonium-238 | <1.8E-01 | 1 | UI | | | GP | | | | | | | pCi/L |
| Plutonium-239/240 | <-1.0E-03 | 1 | UI | | | GP | | | | | | | pCi/L |
| Radium-226 | 2.9E+00 | 1 | | | | GP | | | | | | | pCi/L |
| Radium-228 | 7.5E+00 | 1 | | ■ | | GP | | | | | | | pCi/L |
| Strontium-90 | 1.6E+01 | 1 | | ■ | | GP | | | | | | | pCi/L |
| Technetium-99 | 8.9E+01 | 1 | | ■ | | GP | | | | | | | pCi/L |
| Thorium-228 | <-4.1E-02 | 1 | UI | | | GP | | | | | | | pCi/L |
| Thorium-230 | <3.9E-02 | 1 | UI | | | GP | | | | | | | pCi/L |
| Thorium-232 | <0.0E+00 | 1 | UI | | | GP | | | | | | | pCi/L |
| Total alpha emitters | | | | | | | | | | | | | |
| Total beta emitters | 1.1E+02 | | | ■ | | | | | | | | | pCi/L |
| Total radium | 1.0E+01 | | | | | | | | | | | | pCi/L |
| Tritium | 7.8E+02 | 1 | | ■ | | GP | 3.8E+02 | 1 | | ■ | | GP | pCi/mL |
| Uranium-233/234 | <1.1E-01 | 1 | UI | | | GP | | | | | | | pCi/L |
| Uranium-235 | <-1.3E-02 | 1 | UI | | | GP | | | | | | | pCi/L |
| Uranium-238 | <4.7E-02 | 1 | UI | | | GP | | | | | | | pCi/L |

Notes: Synchronous water levels are measured over approximately a 3–5 day period.
● = exceeded holding time.
■ = exceeded groundwater protection standard. See Appendix A.

# WELL FSL 8D

| SRS Coord. | Lat/Longitude | Screen Zone Elevation | Top of Casing | Casing | Pump | Screen Zone |
|---|---|---|---|---|---|---|
| N76054.7<br>E51513.5 | 33.278033 °N<br>81.678888 °W | 222.8-202.7 ft msl | 290.8 ft msl | 2" PVC | V | Water Table (IIB2) |

| SAMPLE DATE | 01/28/98 | 04/20/98 |
|---|---|---|

FIELD DATA

| Constituents | 1Q98 | 2Q98 | Unit |
|---|---|---|---|
| Water elevation | 215.5 | 218.6 | ft msl |
| pH | 4.6 | 4.5 | pH |
| Sp. conductance | 92 | 96 | µS/cm |
| Water temperature | 17.0 | 21.1 | °C |
| Alkalinity as $CaCO_3$ | 0 | 0 | mg/L |
| Turbidity | 1 | 1 | NTU |
| Volumes purged | 3.8 | 4.6 | well vol |
| Sampling code | | | |
| Synchronous water level | 217.4 (03/19/98) | 219.9 (06/29/98) | ft msl |

ANALYTICAL DATA

| Constituents | 1Q98 | DF | Mod | ST | H | Lab | 2Q98 | DF | Mod | ST | H | Lab | Unit |
|---|---|---|---|---|---|---|---|---|---|---|---|---|---|
| ***Inorganic Constituents*** | | | | | | | | | | | | | |
| Antimony, total recoverable | <10 | 1 | | | | GE | | | | | | | µg/L |
| Arsenic, total recoverable | <5.0 | 1 | | | | GE | | | | | | | µg/L |
| Barium, total recoverable | 22 | 1 | | | | GE | | | | | | | µg/L |
| Cadmium, total recoverable | <0.21 | 1 | JEV | | | GE | <1.0 | 1 | | | | GE | µg/L |
| Chromium, total recoverable | 1.8 | 1 | JE | | | GE | | | | | | | µg/L |
| Cobalt, total recoverable | 0.80 | 1 | JE | | | GE | | | | | | | µg/L |
| Copper, total recoverable | 21 | 1 | | | | GE | | | | | | | µg/L |
| Cyanide | <10 | 1 | | | | GE | | | | | | | µg/L |
| Lead, total recoverable | 1.5 | 1 | JE | | | GE | 7.5 | 1 | | | | GE | µg/L |
| Mercury, total recoverable | 0.12 | 1 | JE | | | GE | | | | | | | µg/L |
| Nickel, total recoverable | 3.8 | 1 | JE | | | GE | | | | | | | µg/L |
| Nitrate as nitrogen | | | | | | | | | | | | | |
| Nitrate-nitrite as nitrogen | 7,000 | 6 | V | | | GE | 7,500 | 5 | V | | | GE | µg/L |
| Selenium, total recoverable | <5.0 | 1 | | | | GE | | | | | | | µg/L |
| Silver, total recoverable | <5.0 | 1 | | | | GE | | | | | | | µg/L |
| Thallium, total recoverable | <5.0 | 1 | | | | GE | | | | | | | µg/L |
| Vanadium, total recoverable | <5.0 | 1 | | | | GE | | | | | | | µg/L |
| Zinc, total recoverable | <12 | 1 | V | | | GE | | | | | | | µg/L |
| ***Organic Constituents*** | | | | | | | | | | | | | |
| Benzene | <1.0 | 1 | J | | | GE | | | | | | | µg/L |
| Bis(2-ethylhexyl) phthalate | <10 | 1 | | | | GE | | | | | | | µg/L |
| Dichloromethane | <1.8 | 1 | JV | | | GE | | | | | | | µg/L |
| Phenols | <5.0 | 1 | J | | | GE | | | | | | | µg/L |
| Tetrachloroethylene | <1.0 | 1 | J | | | GE | | | | | | | µg/L |
| Trichloroethylene | 0.31 | 1 | JE | | | GE | | | | | | | µg/L |
| Trichlorofluoromethane | 0.66 | 1 | JE | | | GE | | | | | | | µg/L |

Notes: Synchronous water levels are measured over approximately a 3–5 day period.
● = exceeded holding time.
■ = exceeded groundwater protection standard. See Appendix A.

## WELL FSL 8D (cont.)

| Constituents | 1Q98 | DF | Mod | ST | H | Lab | 2Q98 | DF | Mod | ST | H | Lab | Unit |
|---|---|---|---|---|---|---|---|---|---|---|---|---|---|
| ***Radioactive Constituents*** | | | | | | | | | | | | | |
| Americium-241 | <-2.1E-02 | 1 | UI | | | GP | | | | | | | pCi/L |
| Cesium-137 | <-3.6E-01 | 1 | UI | | | GP | | | | | | | pCi/L |
| Cobalt-60 | <-1.1E+00 | 1 | UI | | | GP | | | | | | | pCi/L |
| Curium-242 | <5.3E-02 | 1 | UI | | | GP | | | | | | | pCi/L |
| Curium-243/244 | <5.7E-02 | 1 | UI | | | GP | | | | | | | pCi/L |
| Curium-245/246 | <9.0E-03 | 1 | UI | | | GP | | | | | | | pCi/L |
| Gross alpha | 2.3E+00 | 1 | | | | GP | 2.4E+00 | 1 | | | | GP | pCi/L |
| Iodine-129 | <4.9E-01 | 1 | UI | | | GP | | | | | | | pCi/L |
| Nonvolatile beta | 4.4E+00 | 1 | J | | | GP | 9.1E+00 | 1 | | | | GP | pCi/L |
| Plutonium-238 | <3.0E-02 | 1 | UI | | | GP | | | | | | | pCi/L |
| Plutonium-239/240 | <-9.0E-03 | 1 | UI | | | GP | | | | | | | pCi/L |
| Radium-226 | 1.9E+00 | 1 | | | | GP | | | | | | | pCi/L |
| Radium-228 | 3.5E+00 | 1 | | | | GP | | | | | | | pCi/L |
| Strontium-90 | <-3.7E-01 | 1 | UI | | | GP | | | | | | | pCi/L |
| Technetium-99 | <1.5E+01 | 1 | UI | | | GP | | | | | | | pCi/L |
| Thorium-228 | <-1.9E-02 | 1 | UI | | | GP | | | | | | | pCi/L |
| Thorium-230 | 1.8E-01 | 1 | UIV | | | GP | | | | | | | pCi/L |
| Thorium-232 | <0.0E+00 | 1 | UI | | | GP | | | | | | | pCi/L |
| Total alpha emitters | | | | | | | | | | | | | |
| Total beta emitters | 3.5E+00 | | | | | | | | | | | | pCi/L |
| Total radium | 5.4E+00 | | | | | | | | | | | | pCi/L |
| Tritium | 3.4E+01 | 1 | | ■ | | GP | 2.9E+01 | 1 | | ■ | | GP | pCi/mL |
| Uranium-233/234 | <4.8E-02 | 1 | UI | | | GP | | | | | | | pCi/L |
| Uranium-235 | <2.7E-02 | 1 | UI | | | GP | | | | | | | pCi/L |
| Uranium-238 | <2.7E-02 | 1 | UI | | | GP | | | | | | | pCi/L |

Notes: Synchronous water levels are measured over approximately a 3–5 day period.
● = exceeded holding time.
■ = exceeded groundwater protection standard. See Appendix A.

# WELL FSL 9D

| SRS Coord. | Lat/Longitude | Screen Zone Elevation | Top of Casing | Casing | Pump | Screen Zone |
|---|---|---|---|---|---|---|
| N75768.4<br>E51543.9 | 33.277450 °N<br>81.678252 °W | 221.5-201.4 ft msl | 285.9 ft msl | 2" PVC | V | Water Table (IIB2) |

| SAMPLE DATE | 01/28/98 | 04/15/98 |
|---|---|---|

FIELD DATA

| Constituents | 1Q98 | 2Q98 | Unit |
|---|---|---|---|
| Water elevation | 214.8 | 218.2 | ft msl |
| pH | 4.2 | 4.3 | pH |
| Sp. conductance | 120 | 110 | µS/cm |
| Water temperature | 18.0 | 20.7 | °C |
| Alkalinity as $CaCO_3$ | 0 | 0 | mg/L |
| Turbidity | 5 | 2 | NTU |
| Volumes purged | 8.2 | 6.2 | well vol |
| Sampling code | | | |
| Synchronous water level | 217.2 (03/19/98) | 219.1 (06/29/98) | ft msl |

ANALYTICAL DATA

| Constituents | 1Q98 | DF | Mod | ST | H | Lab | 2Q98 | DF | Mod | ST | H | Lab | Unit |
|---|---|---|---|---|---|---|---|---|---|---|---|---|---|
| ***Inorganic Constituents*** | | | | | | | | | | | | | |
| Antimony, total recoverable | <10 | 1 | | | | GE | | | | | | | µg/L |
| Arsenic, total recoverable | <5.0 | 1 | | | | GE | | | | | | | µg/L |
| Barium, total recoverable | 23 | 1 | | | | GE | | | | | | | µg/L |
| Cadmium, total recoverable | <0.44 | 1 | JEV | | | GE | 0.27 | 1 | JE | | | GE | µg/L |
| Chromium, total recoverable | 2.0 | 1 | JE | | | GE | | | | | | | µg/L |
| Cobalt, total recoverable | 9.1 | 1 | | ■ | | GE | | | | | | | µg/L |
| Copper, total recoverable | 11 | 1 | | | | GE | | | | | | | µg/L |
| Cyanide | <10 | 1 | | | | GE | | | | | | | µg/L |
| Lead, total recoverable | <5.0 | 1 | | | | GE | 0.33 | 1 | JE | | | GE | µg/L |
| Mercury, total recoverable | 1.8 | 1 | | | | GE | | | | | | | µg/L |
| Nickel, total recoverable | 4.9 | 1 | JE | | | GE | | | | | | | µg/L |
| Nitrate as nitrogen | | | | | | | | | | | | | |
| Nitrate-nitrite as nitrogen | 9,900 | 5 | V | | | GE | 9,700 | 6 | | | | GE | µg/L |
| Selenium, total recoverable | <5.0 | 1 | | | | GE | | | | | | | µg/L |
| Silver, total recoverable | <5.0 | 1 | | | | GE | | | | | | | µg/L |
| Thallium, total recoverable | <5.0 | 1 | | | | GE | | | | | | | µg/L |
| Vanadium, total recoverable | 0.44 | 1 | JE | | | GE | | | | | | | µg/L |
| Zinc, total recoverable | <15 | 1 | V | | | GE | | | | | | | µg/L |
| ***Organic Constituents*** | | | | | | | | | | | | | |
| Benzene | <1.0 | 1 | J | | | GE | | | | | | | µg/L |
| Bis(2-ethylhexyl) phthalate | <10 | 1 | | | | GE | | | | | | | µg/L |
| Dichloromethane | <1.7 | 1 | JV | | | GE | | | | | | | µg/L |
| Phenols | <5.0 | 1 | J | | | GE | | | | | | | µg/L |
| Tetrachloroethylene | <1.0 | 1 | J | | | GE | | | | | | | µg/L |
| Trichloroethylene | 1.5 | 1 | J | | | GE | | | | | | | µg/L |
| Trichlorofluoromethane | 12 | 1 | J | ■ | | GE | | | | | | | µg/L |

Notes: Synchronous water levels are measured over approximately a 3–5 day period.
● = exceeded holding time.
■ = exceeded groundwater protection standard. See Appendix A.

## WELL FSL 9D (cont.)

| Constituents | 1Q98 | DF | Mod | ST | H | Lab | 2Q98 | DF | Mod | ST | H | Lab | Unit |
|---|---|---|---|---|---|---|---|---|---|---|---|---|---|
| ***Radioactive Constituents*** | | | | | | | | | | | | | |
| Americium-241 | 4.2E+00 | 1 | | | | GP | | | | | | | pCi/L |
| Cesium-137 | 1.6E+00 | 1 | | | | GP | | | | | | | pCi/L |
| Cobalt-60 | <5.9E-01 | 1 | UI | | | GP | | | | | | | pCi/L |
| Curium-242 | <3.0E-03 | 1 | UI | | | GP | | | | | | | pCi/L |
| Curium-243/244 | 4.1E+00 | 1 | | | | GP | | | | | | | pCi/L |
| Curium-245/246 | <9.7E-02 | 1 | UI | | | GP | | | | | | | pCi/L |
| Gross alpha | 7.2E+01 | 1 | | ■ | | GP | 6.3E+01 | 1 | J2 | ■ | | GP | pCi/L |
| Iodine-129 | 2.5E+01 | 1 | | | | GP | | | | | | | pCi/L |
| Nonvolatile beta | 1.1E+02 | 1 | J | ■ | | GP | 1.0E+02 | 1 | | ■ | | GP | pCi/L |
| Plutonium-238 | <1.6E-01 | 1 | UI | | | GP | | | | | | | pCi/L |
| Plutonium-239/240 | <-1.0E-03 | 1 | UI | | | GP | | | | | | | pCi/L |
| Radium-226 | 1.8E+00 | 1 | | | | GP | | | | | | | pCi/L |
| Radium-228 | <8.1E-01 | 1 | UI | | | GP | | | | | | | pCi/L |
| Strontium-90 | 5.3E+01 | 1 | | ■ | | GP | | | | | | | pCi/L |
| Technetium-99 | 2.3E+01 | 1 | | | | GP | | | | | | | pCi/L |
| Thorium-228 | <-2.1E-01 | 1 | UI | | | GP | | | | | | | pCi/L |
| Thorium-230 | <-1.8E-02 | 1 | UI | | | GP | | | | | | | pCi/L |
| Thorium-232 | <-1.8E-02 | 1 | UI | | | GP | | | | | | | pCi/L |
| Total alpha emitters | 6.8E+01 | | | ■ | | | | | | | | | pCi/L |
| Total beta emitters | 1.0E+02 | | | ■ | | | | | | | | | pCi/L |
| Total radium | 1.8E+00 | | | | | | | | | | | | pCi/L |
| Tritium | 2.2E+02 | 1 | | ■ | | GP | 2.3E+02 | 1 | | ■ | | GP | pCi/mL |
| Uranium-233/234 | 2.7E+01 | 1 | | ■ | | GP | | | | | | | pCi/L |
| Uranium-235 | 2.3E+00 | 1 | | | | GP | | | | | | | pCi/L |
| Uranium-238 | 3.1E+01 | 1 | | ■ | | GP | | | | | | | pCi/L |

Notes: Synchronous water levels are measured over approximately a 3–5 day period.
● = exceeded holding time.
■ = exceeded groundwater protection standard. See Appendix A.

# WELL HSB 85A

| SRS Coord. | Lat/Longitude | Screen Zone Elevation | Top of Casing | Casing | Pump | Screen Zone |
|---|---|---|---|---|---|---|
| N73791.9<br>E58943.4 | 33.285152 °N<br>81.654930 °W | 71.1-61.1 ft msl | 294.4 ft msl | 4" PVC | S | U. Congaree (IIA) |

| | | |
|---|---|---|
| SAMPLE DATE | 01/12/98 | 04/01/98 |

FIELD DATA

| Constituents | 1Q98 | 2Q98 | Unit |
|---|---|---|---|
| Water elevation | 168.9 | 169.9 | ft msl |
| pH | 5.9 | 6.7 | pH |
| Sp. conductance | 140 | 130 | µS/cm |
| Water temperature | 18.5 | 20.5 | °C |
| Alkalinity as $CaCO_3$ | 80 | 32 | mg/L |
| Turbidity | 0 | 1 | NTU |
| Volumes purged | 2.7 | 2.5 | well vol |
| Sampling code | | | |
| Synchronous water level | 169.9 (03/17/98) | 169.8 (06/22/98) | ft msl |

ANALYTICAL DATA

| Constituents | 1Q98 | DF | Mod | ST | H | Lab | 2Q98 | DF | Mod | ST | H | Lab | Unit |
|---|---|---|---|---|---|---|---|---|---|---|---|---|---|
| ***Inorganic Constituents*** | | | | | | | | | | | | | |
| Antimony, total recoverable | <10 | 1 | | | | GE | <27 | 1 | | | | WA | µg/L |
| Arsenic, total recoverable | <5.0 | 1 | | | | GE | <40 | 1 | | | | WA | µg/L |
| Barium, total recoverable | 30 | 1 | | | | GE | 31 | 1 | V | | | WA | µg/L |
| Cadmium, total recoverable | <5.0 | 1 | | | | GE | 1.4 | 1 | JE | | | WA | µg/L |
| Chromium, total recoverable | 1.0 | 1 | JE | | | GE | 1.8 | 1 | JE | | | WA | µg/L |
| Cobalt, total recoverable | <5.0 | 1 | | | | GE | | | | | | | µg/L |
| Copper, total recoverable | <5.0 | 1 | | | | GE | <15 | 1 | | | | WA | µg/L |
| Cyanide | <10 | 1 | | | | GE | | | | | | | µg/L |
| Lead, total recoverable | <2.1 | 1 | JEV | | | GE | 5.5 | 1 | JE | | | WA | µg/L |
| Mercury, total recoverable | <0.20 | 1 | | | | GE | <0.20 | 1 | | | | GE | µg/L |
| Nickel, total recoverable | <5.0 | 1 | | | | GE | <26 | 1 | | | | WA | µg/L |
| Nitrate as nitrogen | | | | | | | | | | | | | |
| Nitrate-nitrite as nitrogen | 180 | 1 | | | | GE | 30 | 1 | JE | | | GE | µg/L |
| Selenium, total recoverable | <5.0 | 1 | | | | GE | <66 | 1 | | | | WA | µg/L |
| Silver, total recoverable | <1.4 | 1 | JEV | | | GE | <5.0 | 1 | | | | WA | µg/L |
| Thallium, total recoverable | <5.0 | 1 | | | | GE | | | | | | | µg/L |
| Vanadium, total recoverable | <5.0 | 1 | | | | GE | | | | | | | µg/L |
| Zinc, total recoverable | <4.9 | 1 | JEV | | | GE | <53 | 1 | | | | WA | µg/L |
| ***Organic Constituents*** | | | | | | | | | | | | | |
| Benzene | <1.0 | 1 | | | | GE | <5.0 | 1 | | | | WA | µg/L |
| Bis(2-ethylhexyl) phthalate | <10 | 1 | | | | GE | | | | | | | µg/L |
| Dichloromethane | <3.3 | 1 | V | | | GE | <3.9 | 1 | V | | | WA | µg/L |
| Phenols | 3.9 | 1 | JE | ■ | | GE | <36 | 1 | | | | WA | µg/L |
| Tetrachloroethylene | <1.0 | 1 | | | | GE | <5.0 | 1 | | | | WA | µg/L |
| Trichloroethylene | <1.0 | 1 | | | | GE | <5.0 | 1 | | | | WA | µg/L |
| Trichlorofluoromethane | <1.0 | 1 | | | | GE | <5.0 | 1 | | | | WA | µg/L |

Notes: Synchronous water levels are measured over approximately a 3–5 day period.
● = exceeded holding time.
■ = exceeded groundwater protection standard. See Appendix A.

## WELL HSB 85A (cont.)

| Constituents | 1Q98 | DF | Mod | ST | H | Lab | 2Q98 | DF | Mod | ST | H | Lab | Unit |
|---|---|---|---|---|---|---|---|---|---|---|---|---|---|
| ***Radioactive Constituents*** | | | | | | | | | | | | | |
| Americium-241 | <4.9E-02 | 1 | UI | | | GP | | | | | | | pCi/L |
| Cesium-137 | <-1.6E-01 | 1 | UI | | | GP | | | | | | | pCi/L |
| Cobalt-60 | <4.8E-01 | 1 | UI | | | GP | | | | | | | pCi/L |
| Curium-242 | <-1.4E-02 | 1 | UI | | | GP | | | | | | | pCi/L |
| Curium-243/244 | <7.9E-02 | 1 | UI | | | GP | | | | | | | pCi/L |
| Curium-245/246 | <-1.2E-02 | 1 | UI | | | GP | | | | | | | pCi/L |
| Gross alpha | <4.9E-01 | 1 | UI | | | GP | 9.1E-01 | 1 | | | | GP | pCi/L |
| Iodine-129 | <-1.4E-01 | 1 | UI | | | GP | | | | | | | pCi/L |
| Nonvolatile beta | <7.5E-01 | 1 | UI | | | GP | 6.1E+00 | 1 | J | | | TM | pCi/L |
| Plutonium-238 | <-2.5E-02 | 1 | UI | | | GP | | | | | | | pCi/L |
| Plutonium-239/240 | <2.3E-02 | 1 | UI | | | GP | | | | | | | pCi/L |
| Radium, total alpha-emitting | | | | | | | <2.3E-01 | 1 | UI | | | TM | pCi/L |
| Radium-226 | 3.1E-01 | 1 | | | | GP | | | | | | | pCi/L |
| Radium-228 | 2.6E+00 | 1 | | | | GP | | | | | | | pCi/L |
| Strontium-90 | <9.9E-02 | 1 | UI | | | GP | <0.0E+00 | 1 | UI | | | TM | pCi/L |
| Technetium-99 | <-3.8E-01 | 1 | UI | | | GP | | | | | | | pCi/L |
| Thorium-228 | <-5.0E-02 | 1 | UI | | | GP | | | | | | | pCi/L |
| Thorium-230 | 1.3E-01 | 1 | | | | GP | | | | | | | pCi/L |
| Thorium-232 | <-5.0E-03 | 1 | UI | | | GP | | | | | | | pCi/L |
| Total alpha emitters | 1.3E-01 | | | | | | | | | | | | pCi/L |
| Total beta emitters | 2.6E+00 | | | | | | | | | | | | pCi/L |
| Total radium | 2.9E+00 | | | | | | | | | | | | pCi/L |
| Tritium | <-3.0E-01 | 1 | UI | | | GP | <2.2E-01 | 1 | UJI1 | | | GP | pCi/mL |
| Uranium-233/234 | <-2.6E-02 | 1 | UI | | | GP | | | | | | | pCi/L |
| Uranium-235 | <5.6E-02 | 1 | UI | | | GP | | | | | | | pCi/L |
| Uranium-238 | <4.7E-02 | 1 | UJI | | | GP | | | | | | | pCi/L |

Notes: Synchronous water levels are measured over approximately a 3–5 day period.
● = exceeded holding time.
■ = exceeded groundwater protection standard. See Appendix A.

THIS PAGE LEFT BLANK INTENTIONALLY.

Notes: Synchronous water levels are measured over approximately a 3–5 day period.
● = exceeded holding time.
■ = exceeded groundwater protection standard. See Appendix A.

# Appendix D

## Time Series Plots

THIS PAGE LEFT BLANK INTENTIONALLY.

# Cadmium Concentrations
# Well Cluster FSB 79

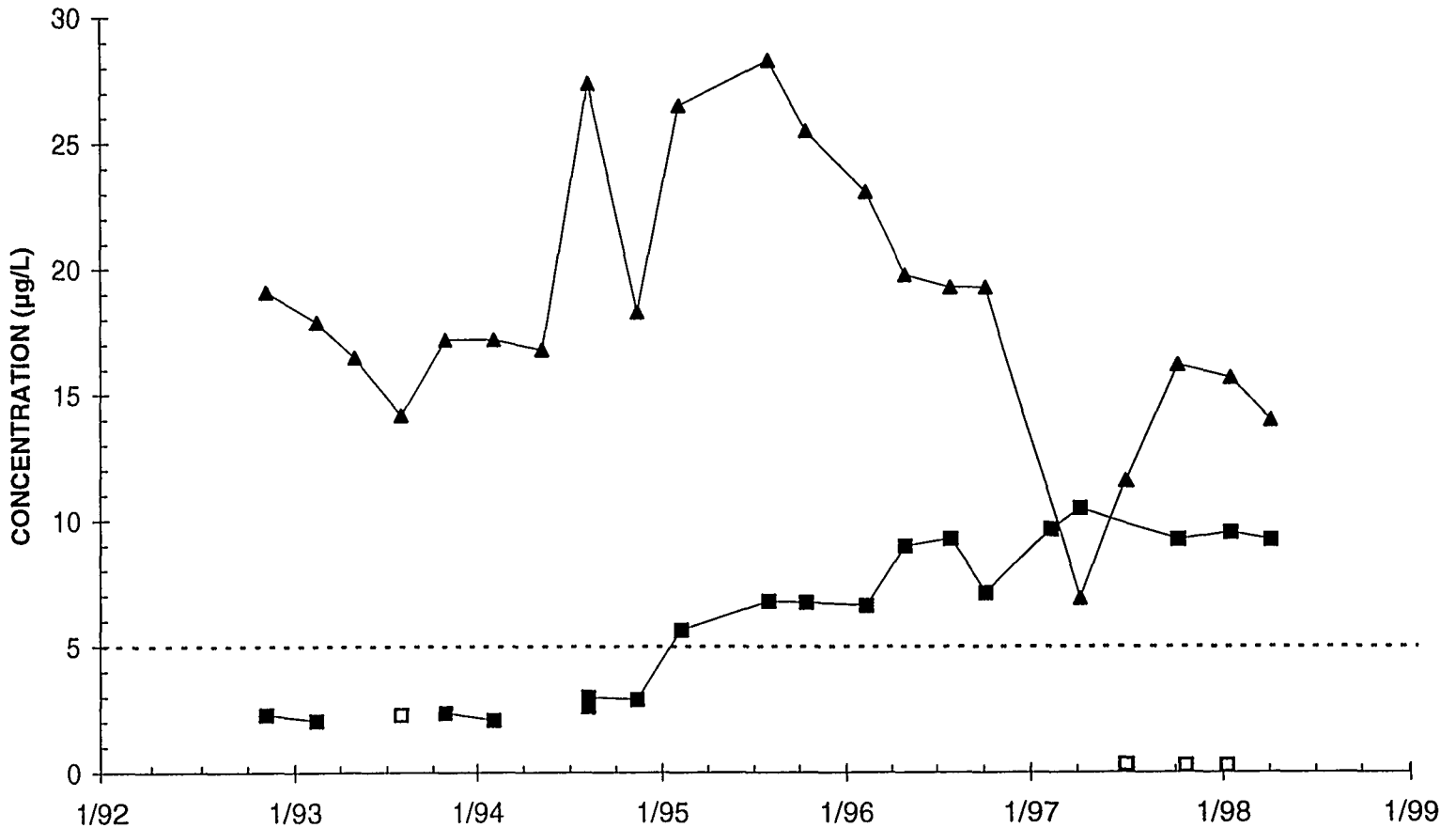


Unconnected data points indicate intervals of dry wells or values below the detection limit.
GWPS 5 µg/L

FSB 79 (W) — FSB 79C (B) — FSB 79A (LC) - - - - - GWPS

Note: W=Water Table (IIB2); B=Barnwell (IIB1); M=McBean (IIB1); UC=Upper Congaree (IIA); MC=Middle Congaree (IIA); LC=Lower Congaree (IIA)

# Cadmium Concentrations
# Well FSB 91D

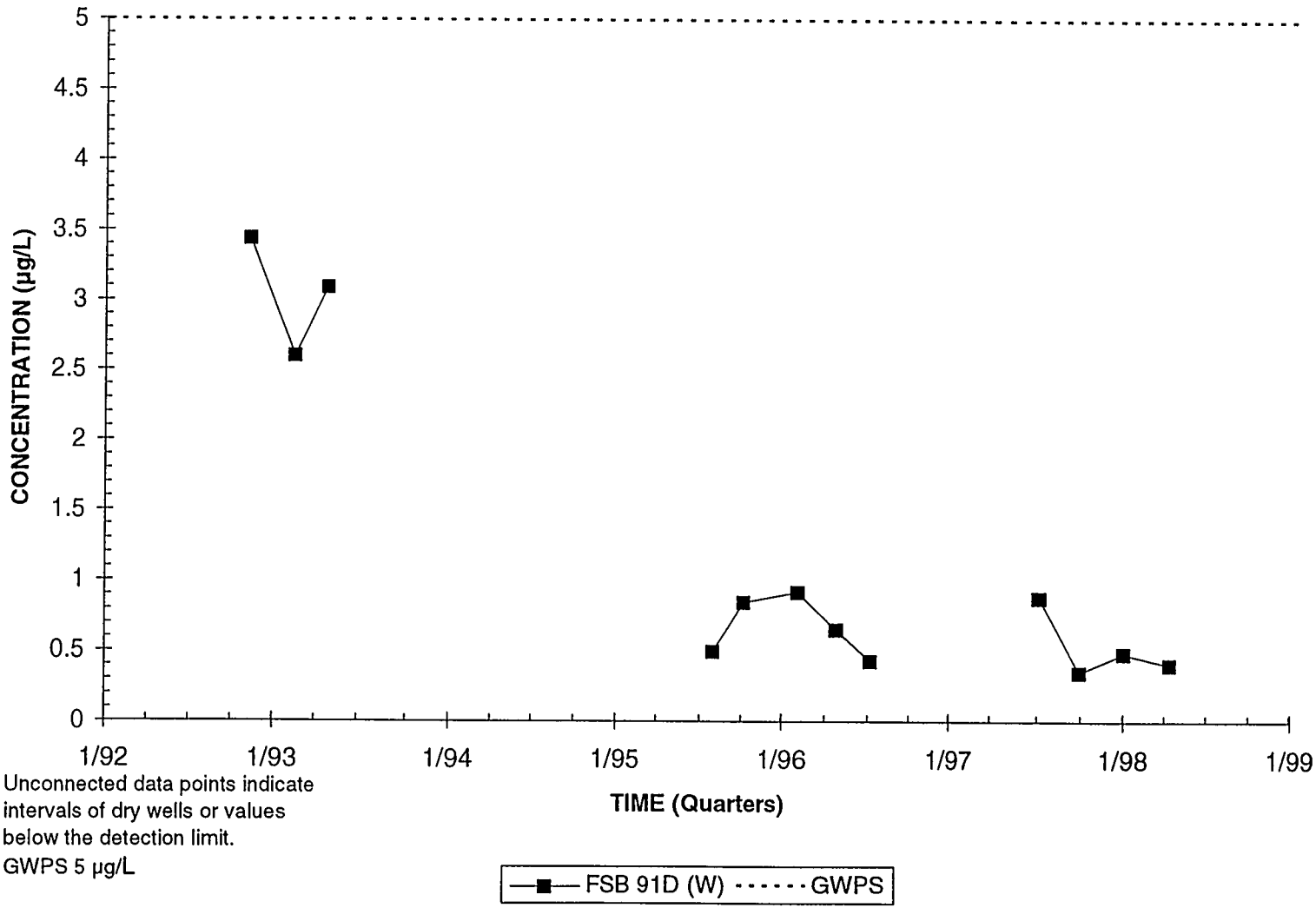


Unconnected data points indicate intervals of dry wells or values below the detection limit.
GWPS 5 µg/L

Note: W=Water Table (IIB2); B=Barnwell (IIB1); M=McBean (IIB1); UC=Upper Congaree (IIA); MC=Middle Congaree (IIA); LC=Lower Congaree (IIA)

# Cadmium Concentrations
# Well FSB 93D

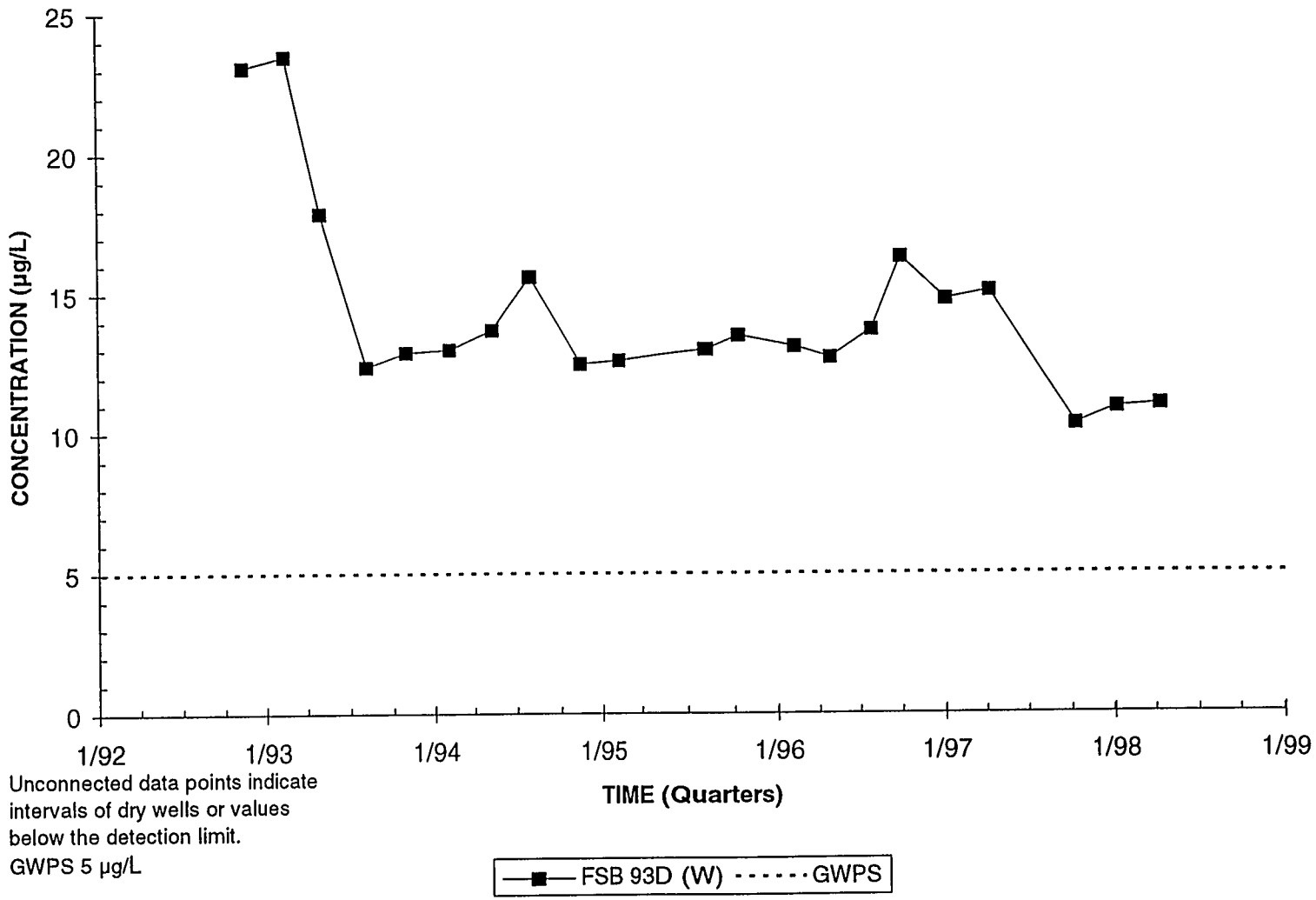


Unconnected data points indicate intervals of dry wells or values below the detection limit.
GWPS 5 µg/L

Note: W=Water Table (IIB2); B=Bamwell (IIB1); M=McBean (IIB1); UC=Upper Congaree (IIA); MC=Middle Congaree (IIA); LC=Lower Congaree (IIA)

# Cadmium Concentrations
# Well FSB 95CR

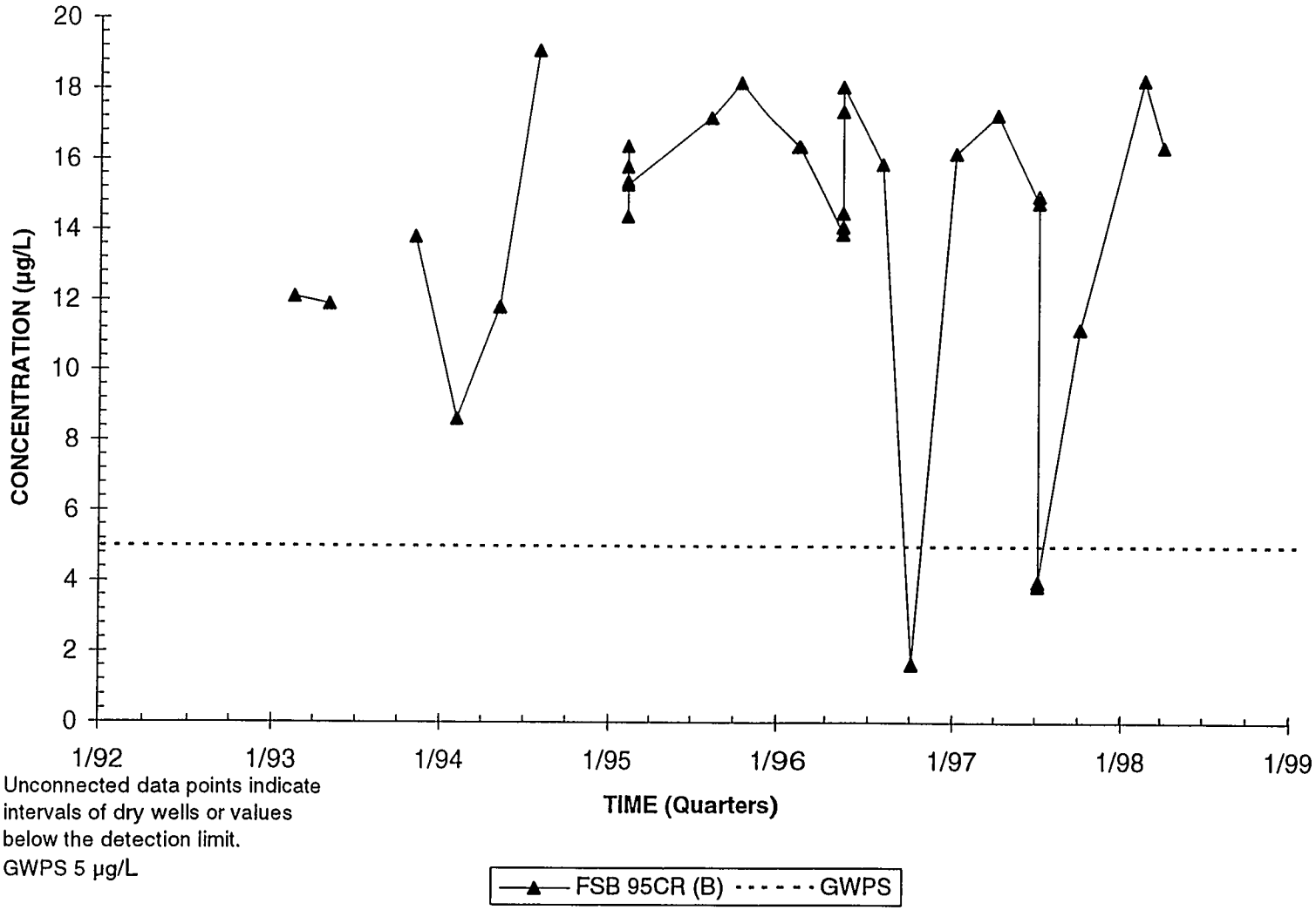


Unconnected data points indicate intervals of dry wells or values below the detection limit.
GWPS 5 µg/L

Note: W=Water Table (IIB2); B=Barnwell (IIB1); M=McBean (IIB1); UC=Upper Congaree (IIA); MC=Middle Congaree (IIA); LC=Lower Congaree (IIA)

# Cadmium Concentrations
# Well FSB102C

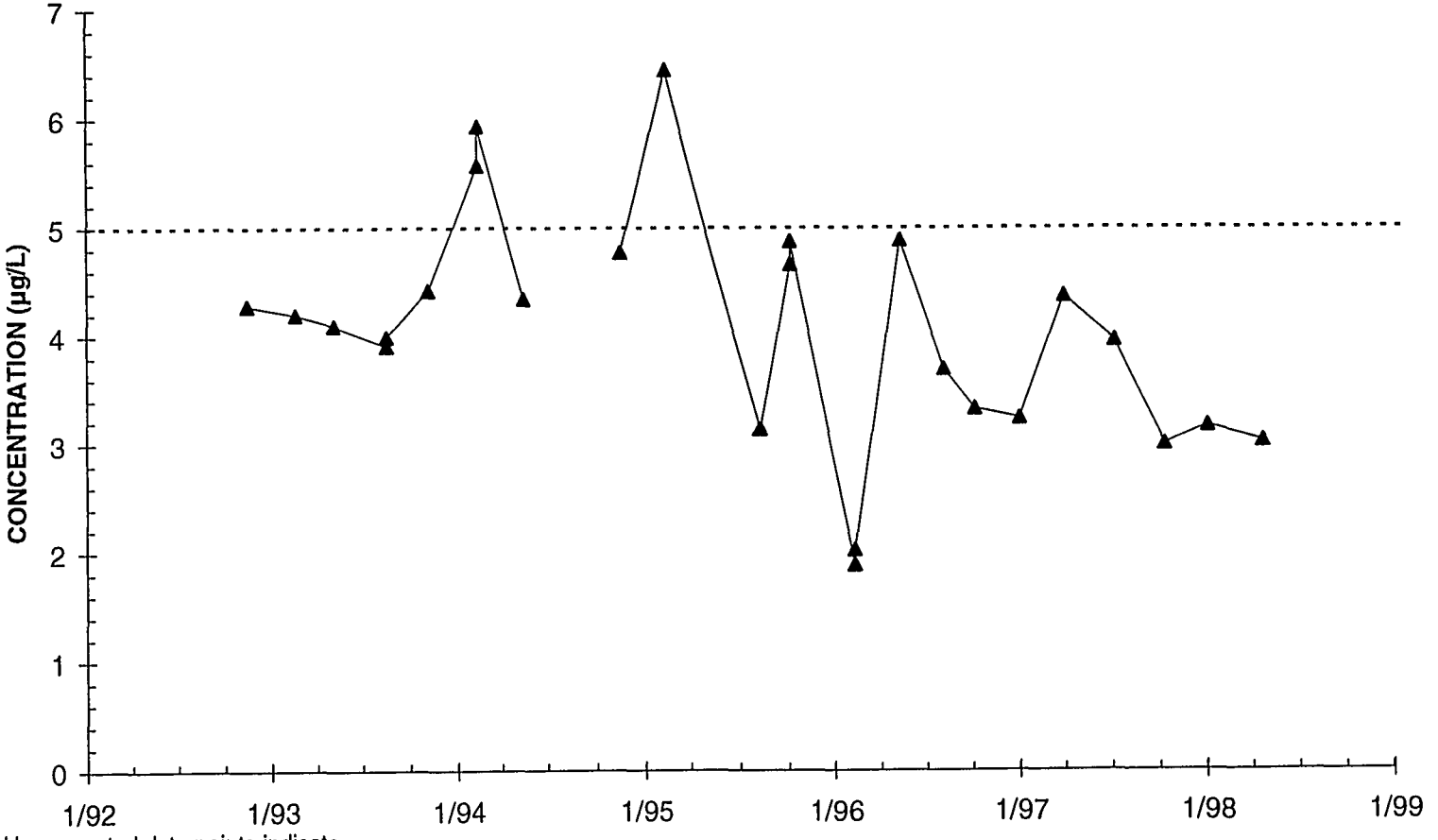


Unconnected data points indicate intervals of dry wells or values below the detection limit.
GWPS 5 µg/L

FSB102C (B) ------ GWPS

Note: W=Water Table (IIB2); B=Barnwell (IIB1); M=McBean (IIB1); UC=Upper Congaree (IIA); MC=Middle Congaree (IIA); LC=Lower Congaree (IIA)

# Cadmium Concentrations
# Well Cluster FSB104

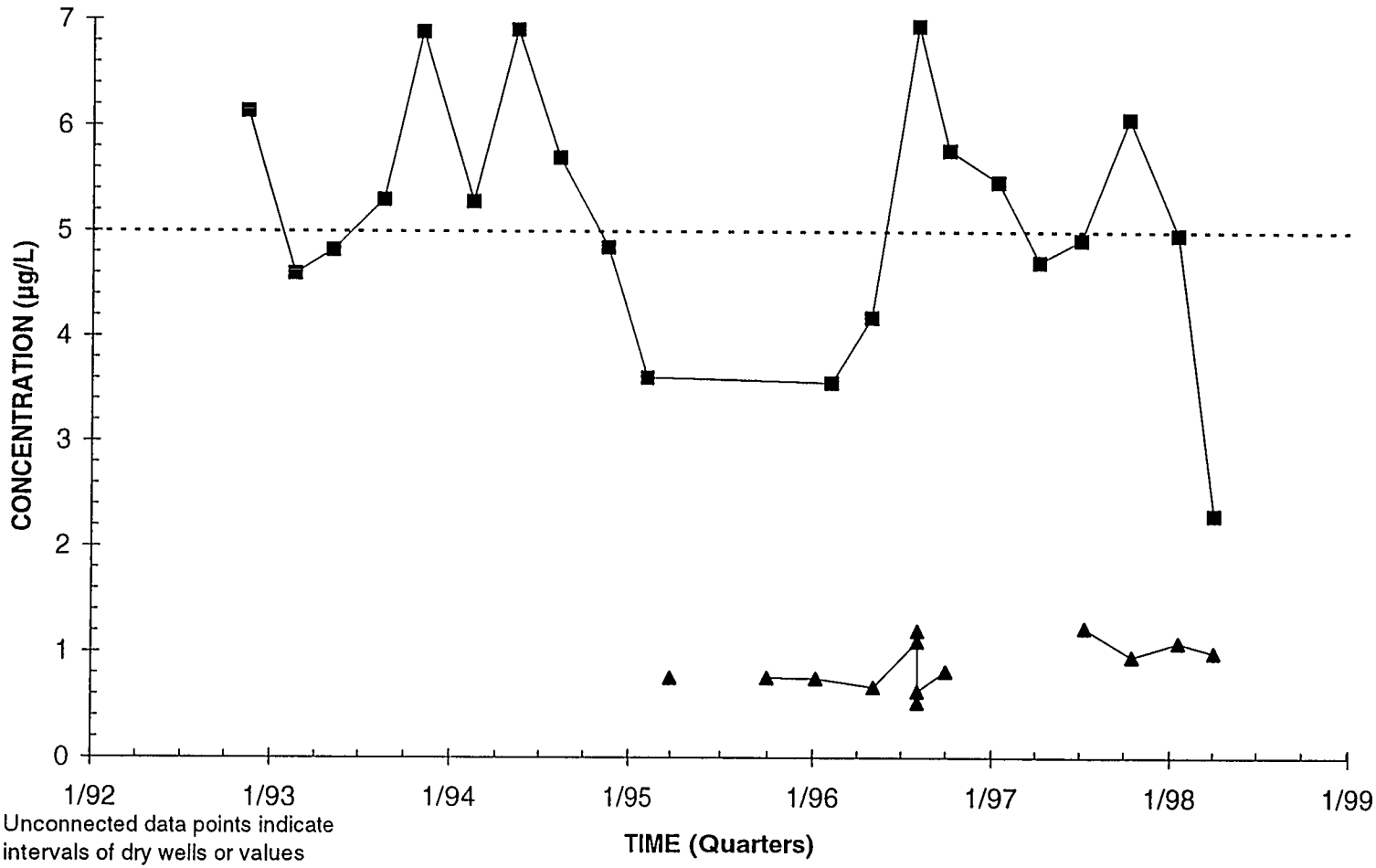


Unconnected data points indicate intervals of dry wells or values below the detection limit.
GWPS 5 µg/L

FSB104D (W) — FSB104C (B) — GWPS

Note: W=Water Table (IIB2); B=Barnwell (IIB1); M=McBean (IIB1); UC=Upper Congaree (IIA); MC=Middle Congaree (IIA); LC=Lower Congaree (IIA)

# Cadmium Concentrations
# Well Cluster FSB106

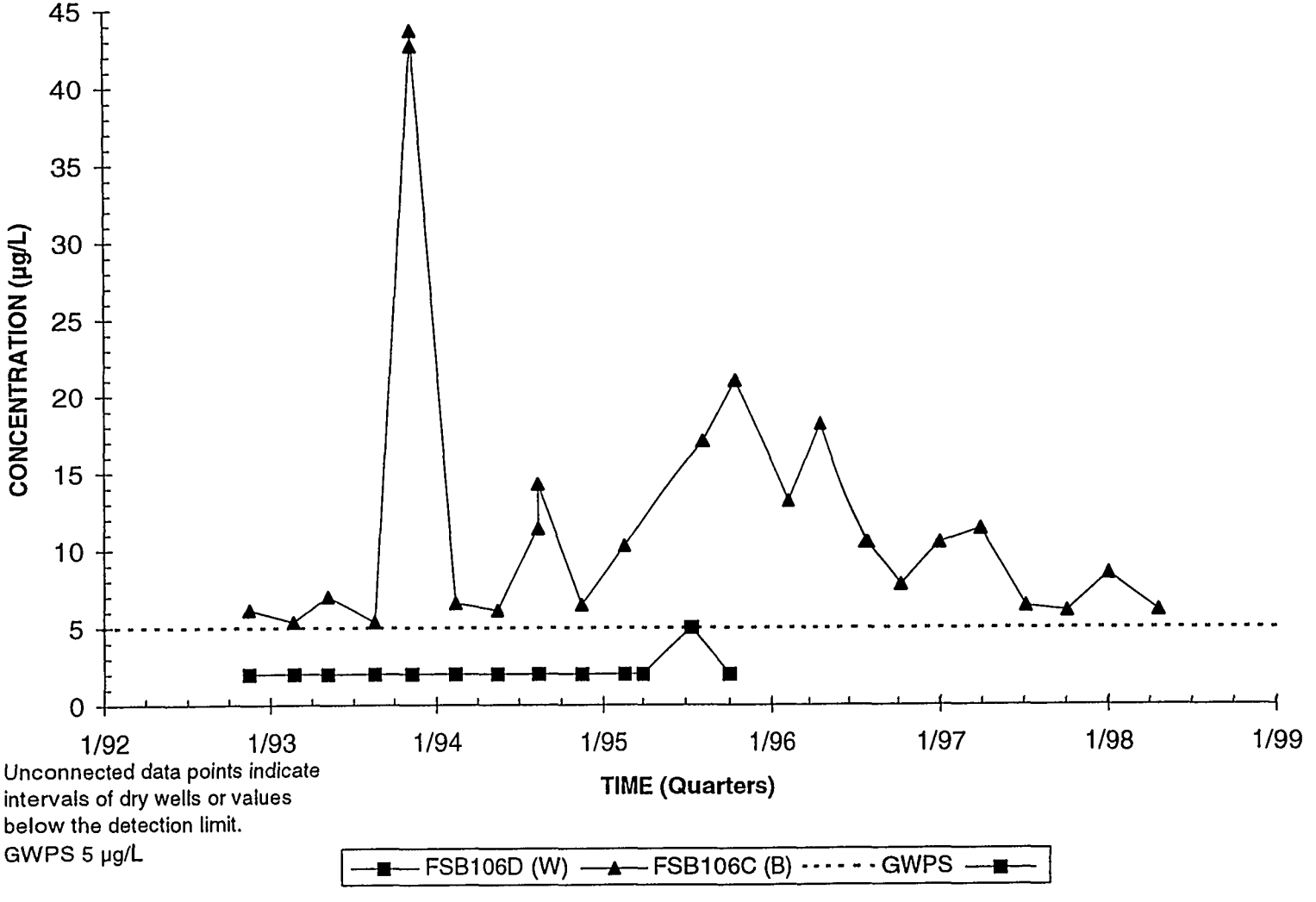


Unconnected data points indicate intervals of dry wells or values below the detection limit.
GWPS 5 µg/L

Note: W=Water Table (IIB2); B=Barnwell (IIB1); M=McBean (IIB1); UC=Upper Congaree (IIA); MC=Middle Congaree (IIA); LC=Lower Congaree (IIA)

# Cadmium Concentrations
# Well FSB112C

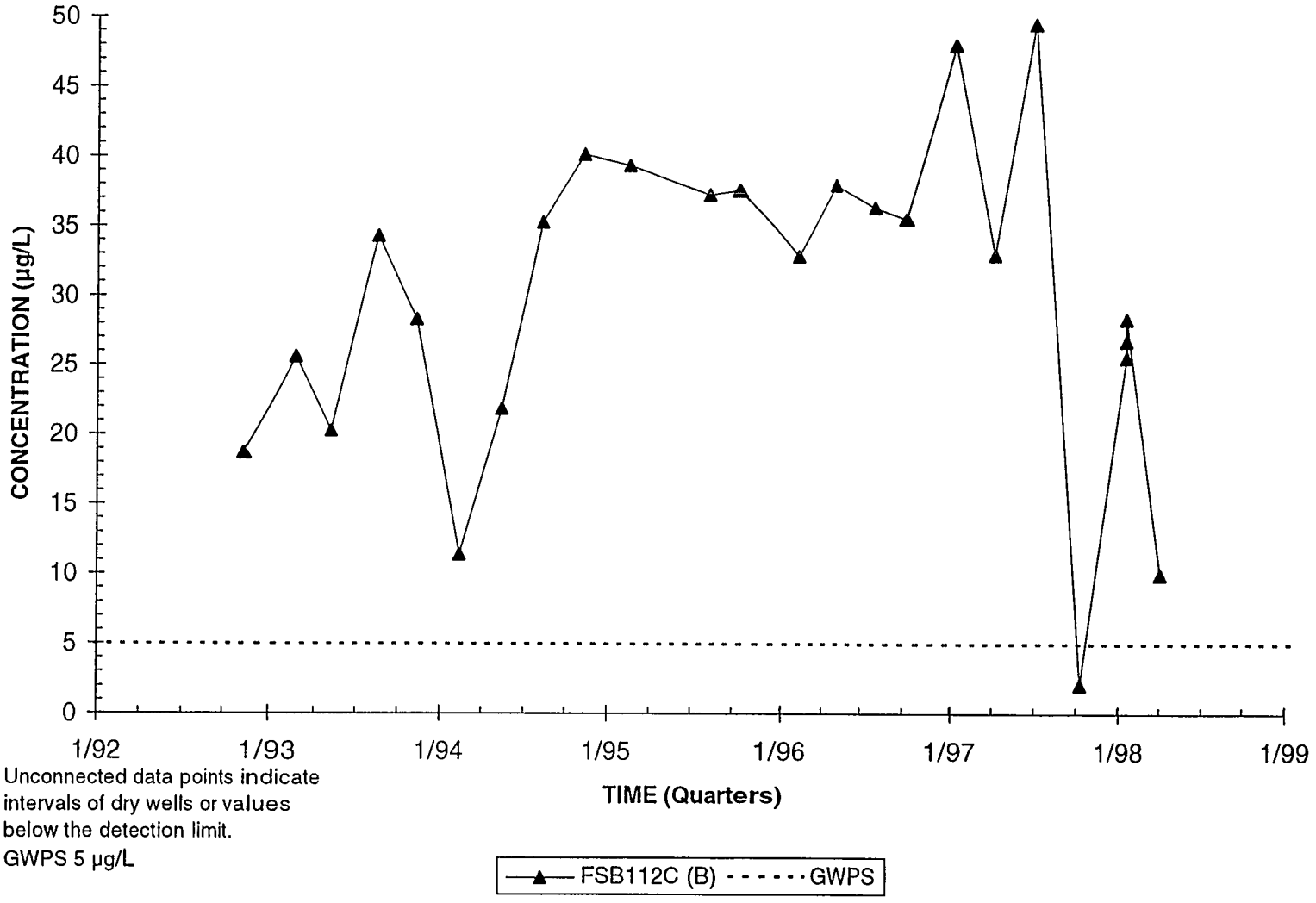


Unconnected data points indicate intervals of dry wells or values below the detection limit.
GWPS 5 µg/L

Note: W=Water Table (IIB2); B=Barnwell (IIB1); M=McBean (IIB1); UC=Upper Congaree (IIA); MC=Middle Congaree (IIA); LC=Lower Congaree (IIA)

# Cadmium Concentrations
# Well FSB119D

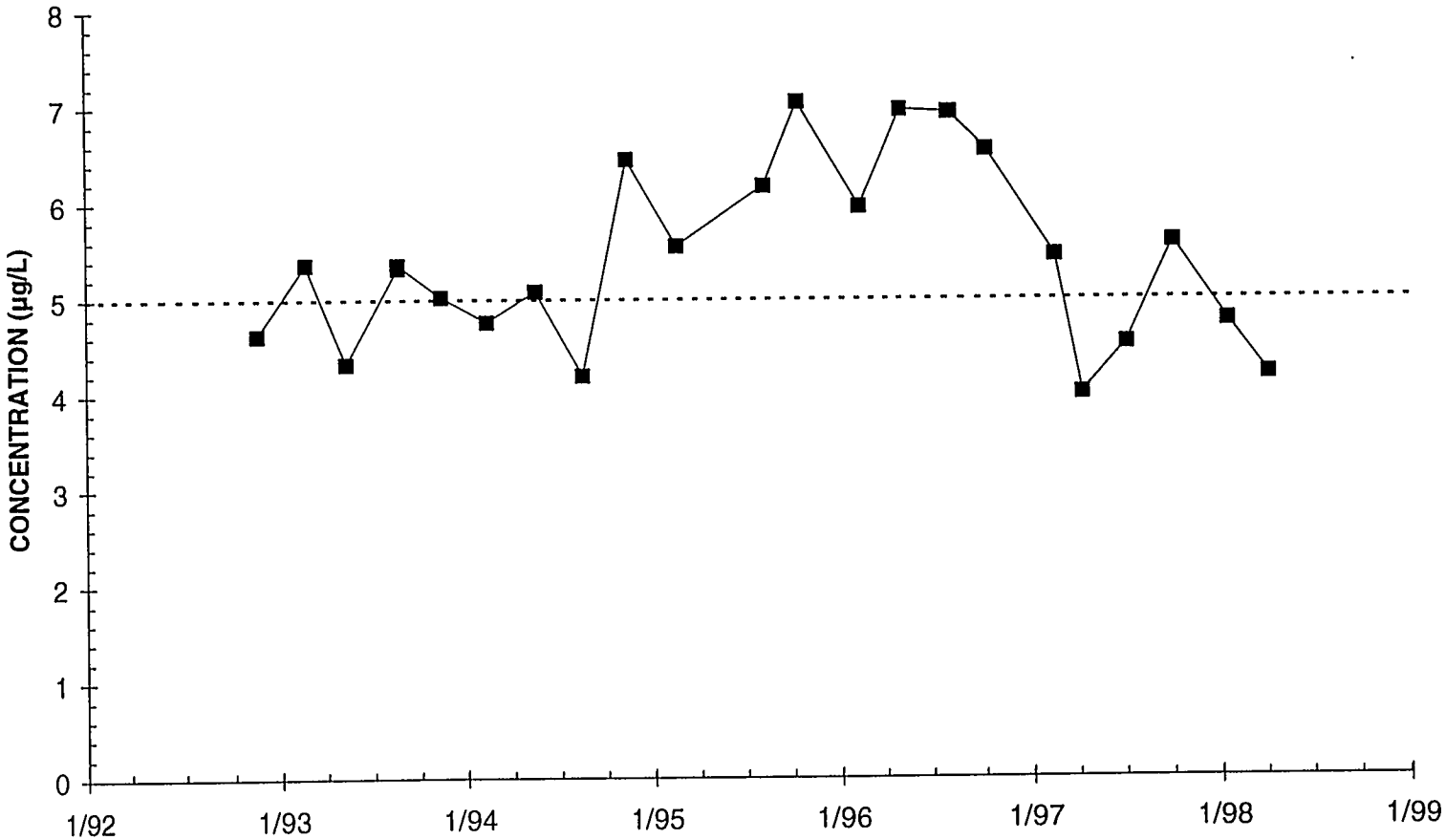


Unconnected data points indicate intervals of dry wells or values below the detection limit.
GWPS 5 µg/L

FSB119D (W) ------ GWPS

Note: W=Water Table (IIB2); B=Barnwell (IIB1); M=McBean (IIB1); UC=Upper Congaree (IIA); MC=Middle Congaree (IIA); LC=Lower Congaree (IIA)

# Lead Concentrations
# Well FSB 76

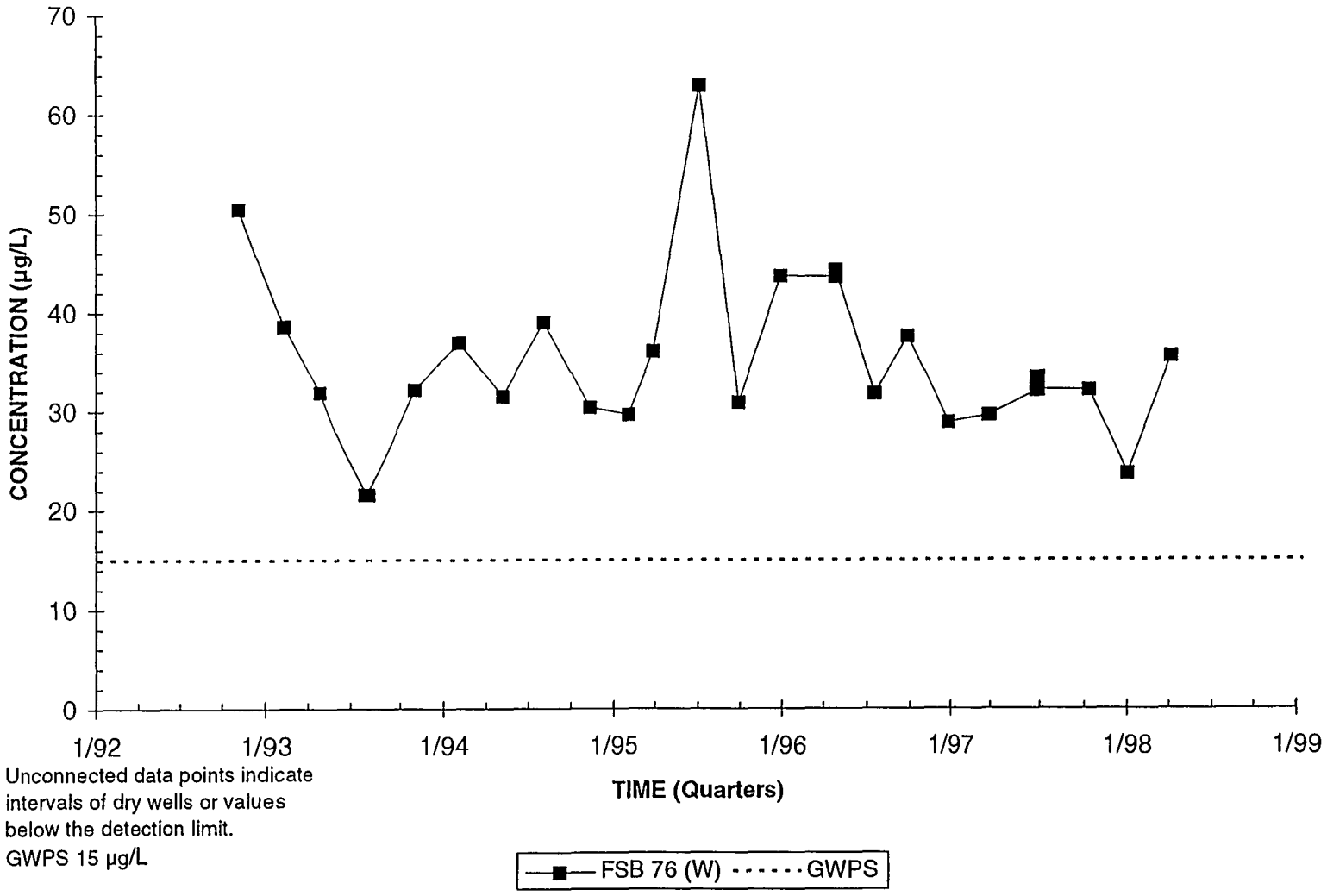


Unconnected data points indicate intervals of dry wells or values below the detection limit.
GWPS 15 µg/L

Note: W=Water Table (IIB2); B=Barnwell (IIB1); M=McBean (IIB1); UC=Upper Congaree (IIA); MC=Middle Congaree (IIA); LC=Lower Congaree (IIA)

# Lead Concentrations
# Well FSB 77

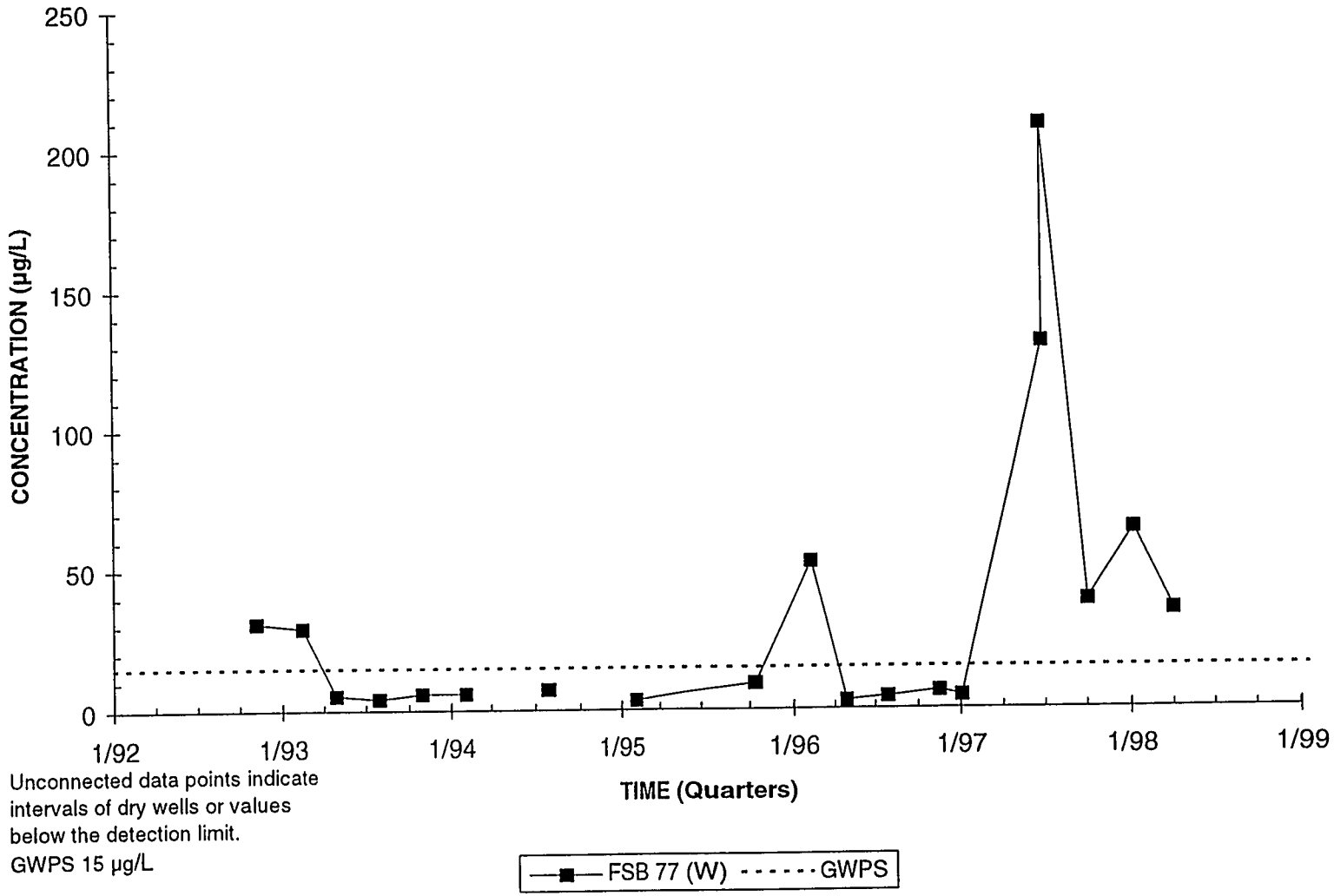


Unconnected data points indicate intervals of dry wells or values below the detection limit.
GWPS 15 µg/L

Note: W=Water Table (IIB2); B=Barnwell (IIB1); M=McBean (IIB1); UC=Upper Congaree (IIA); MC=Middle Congaree (IIA); LC=Lower Congaree (IIA)

# Lead Concentrations
# Well Cluster FSB 78

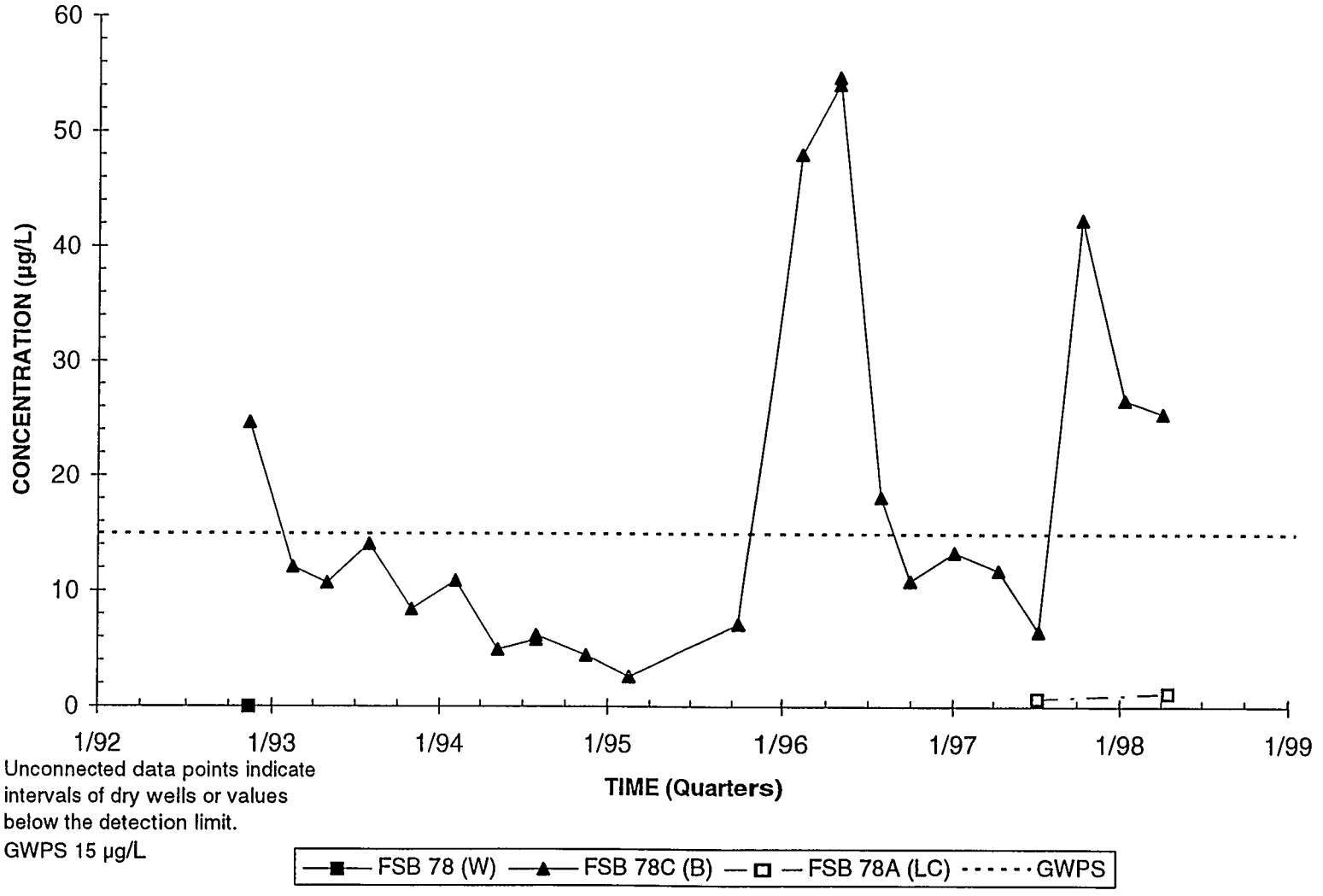


Unconnected data points indicate intervals of dry wells or values below the detection limit.
GWPS 15 µg/L

Note: W=Water Table (IIB2); B=Barnwell (IIB1); M=McBean (IIB1); UC=Upper Congaree (IIA); MC=Middle Congaree (IIA); LC=Lower Congaree (IIA)

# Lead Concentrations
# Well FSB 90D

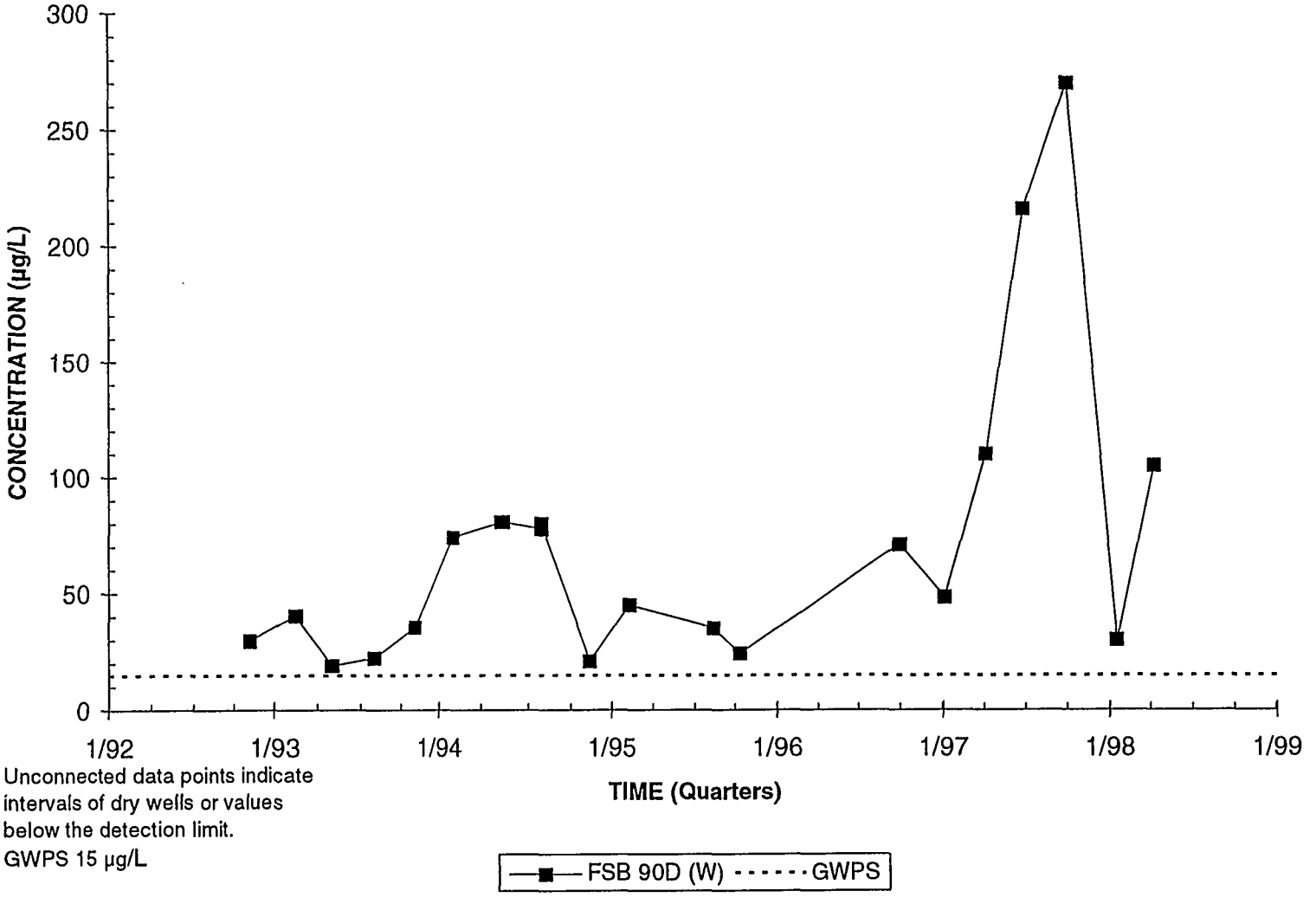


Unconnected data points indicate intervals of dry wells or values below the detection limit.
GWPS 15 µg/L

Note: W=Water Table (IIB2); B=Barnwell (IIB1); M=McBean (IIB1); UC=Upper Congaree (IIA); MC=Middle Congaree (IIA); LC=Lower Congaree (IIA)

# Lead Concentrations
# Well Cluster FSB 94

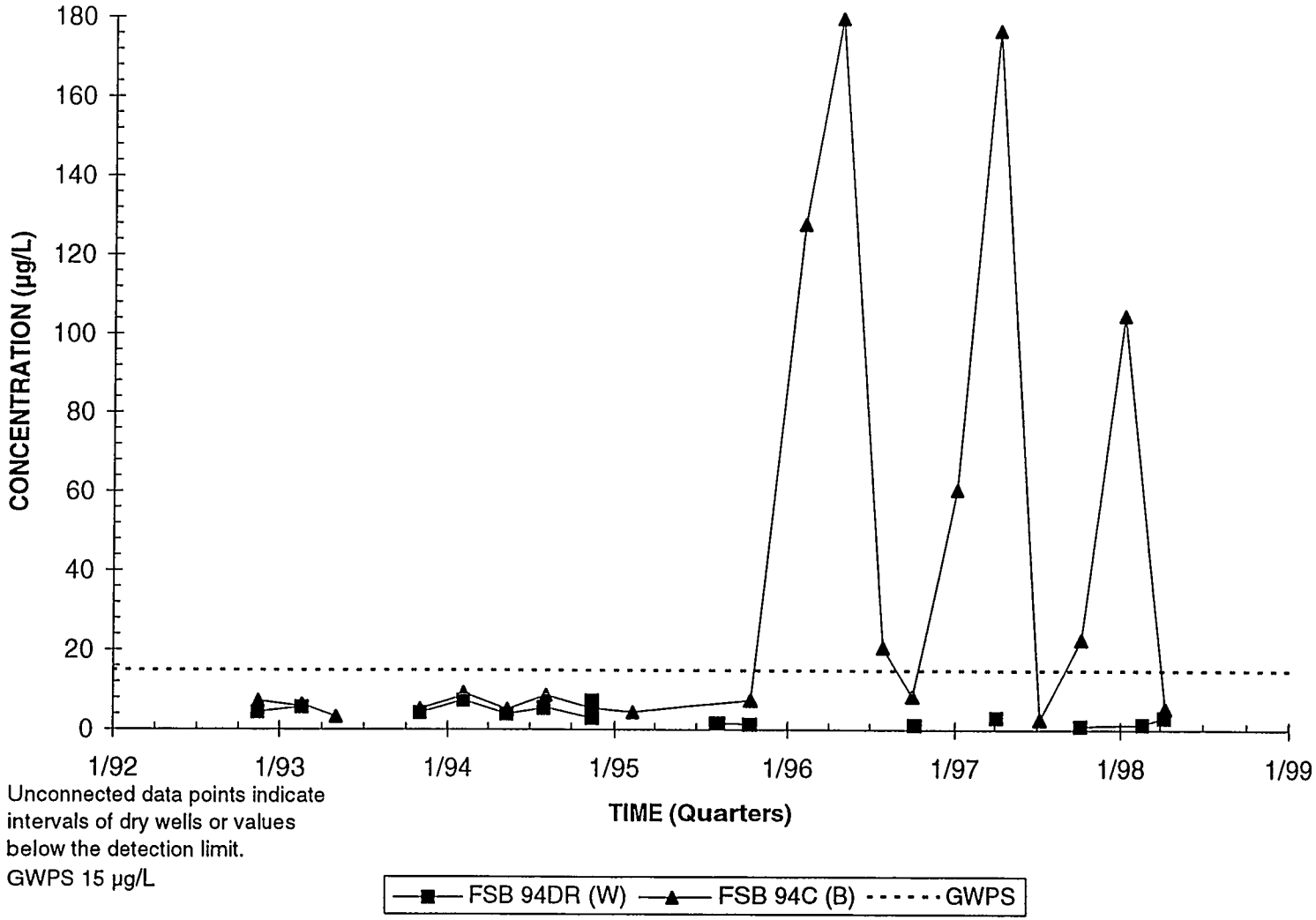


Unconnected data points indicate intervals of dry wells or values below the detection limit.
GWPS 15 µg/L

Note: W=Water Table (IIB2); B=Barnwell (IIB1); M=McBean (IIB1); UC=Upper Congaree (IIA); MC=Middle Congaree (IIA); LC=Lower Congaree (IIA)

# Lead Concentrations
# Well FSB 95DR

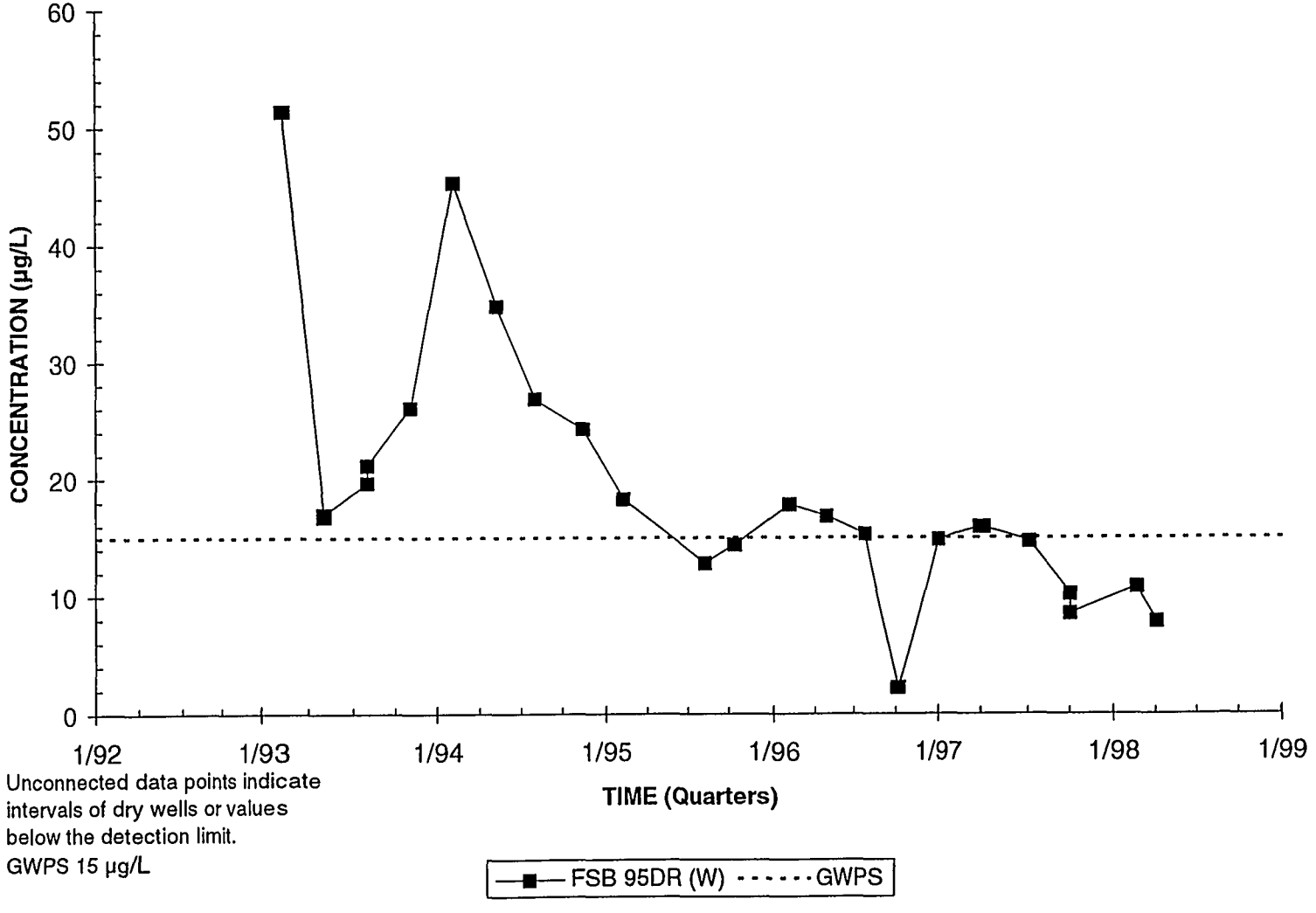


Unconnected data points indicate intervals of dry wells or values below the detection limit.
GWPS 15 µg/L

Note: W=Water Table (IIB2); B=Bamwell (IIB1); M=McBean (IIB1); UC=Upper Congaree (IIA); MC=Middle Congaree (IIA); LC=Lower Congaree (IIA)

# Lead Concentrations
# Well Cluster FSB 97

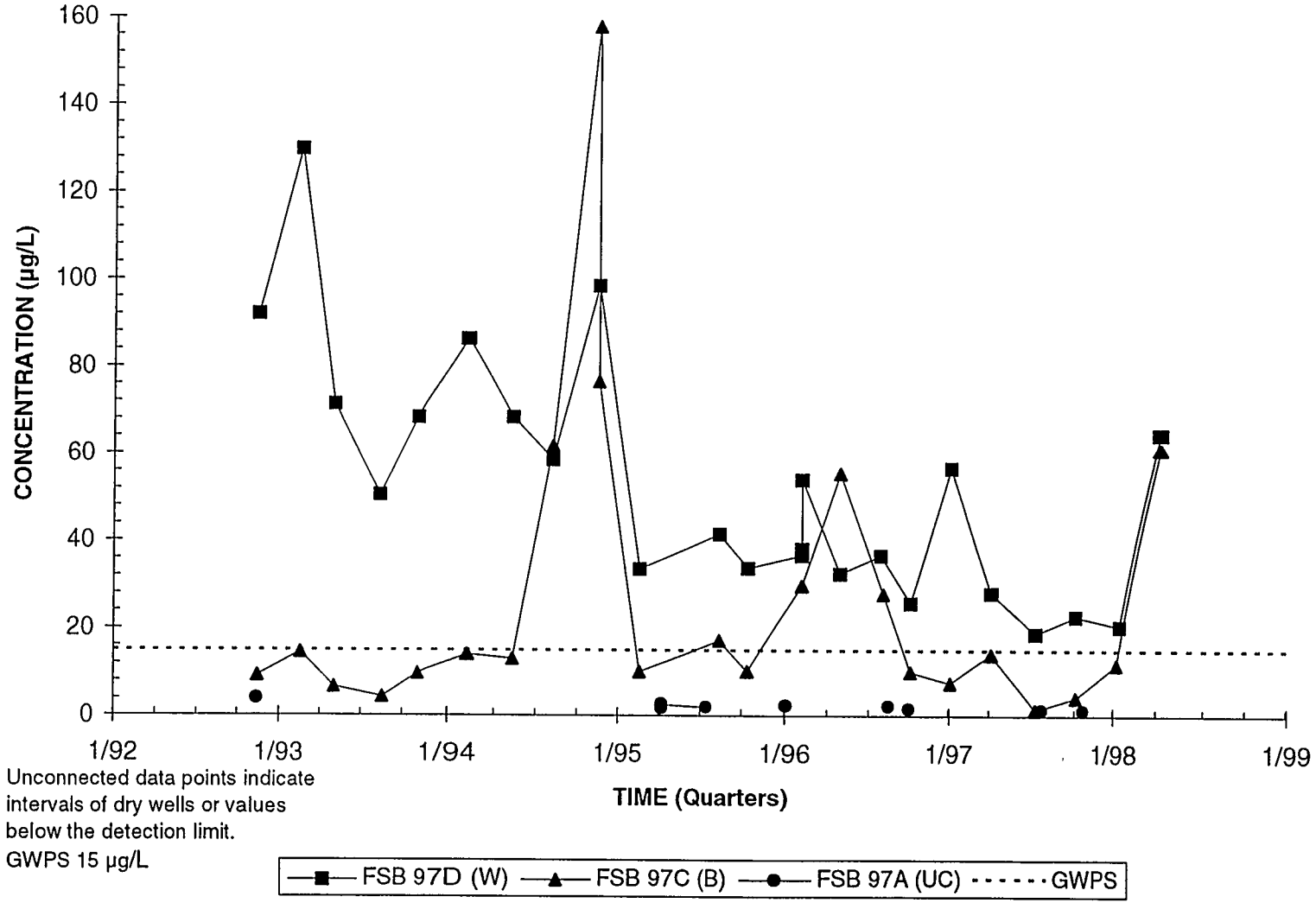


Unconnected data points indicate intervals of dry wells or values below the detection limit.
GWPS 15 µg/L

Note: W=Water Table (IIB2); B=Barnwell (IIB1); M=McBean (IIB1); UC=Upper Congaree (IIA); MC=Middle Congaree (IIA); LC=Lower Congaree (IIA)

# Lead Concentrations
# Well FSB108D

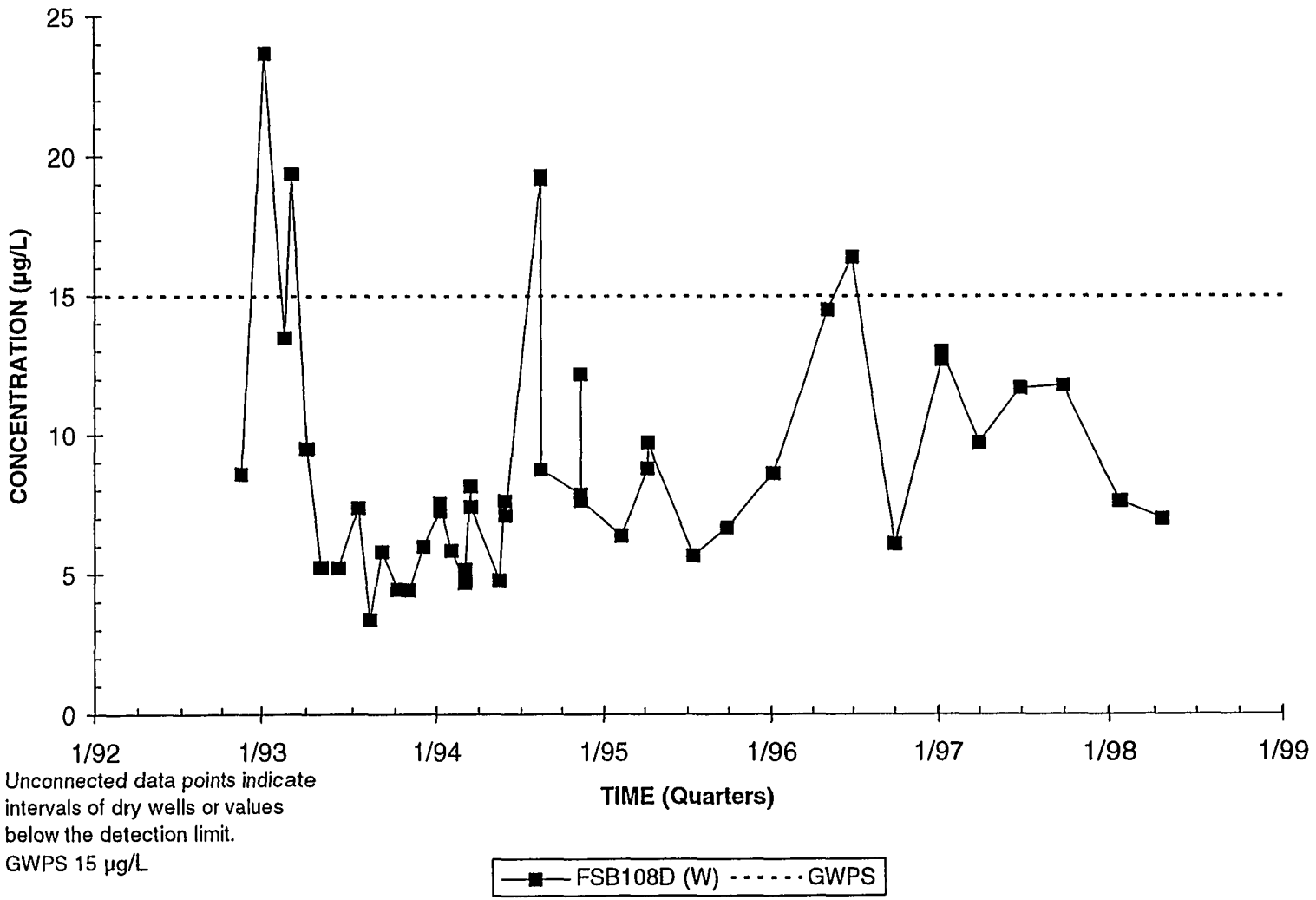


Unconnected data points indicate intervals of dry wells or values below the detection limit.
GWPS 15 µg/L

Note: W=Water Table (IIB2); B=Barnwell (IIB1); M=McBean (IIB1); UC=Upper Congaree (IIA); MC=Middle Congaree (IIA); LC=Lower Congaree (IIA)

# Tritium Activities
# Well Cluster FSB 79

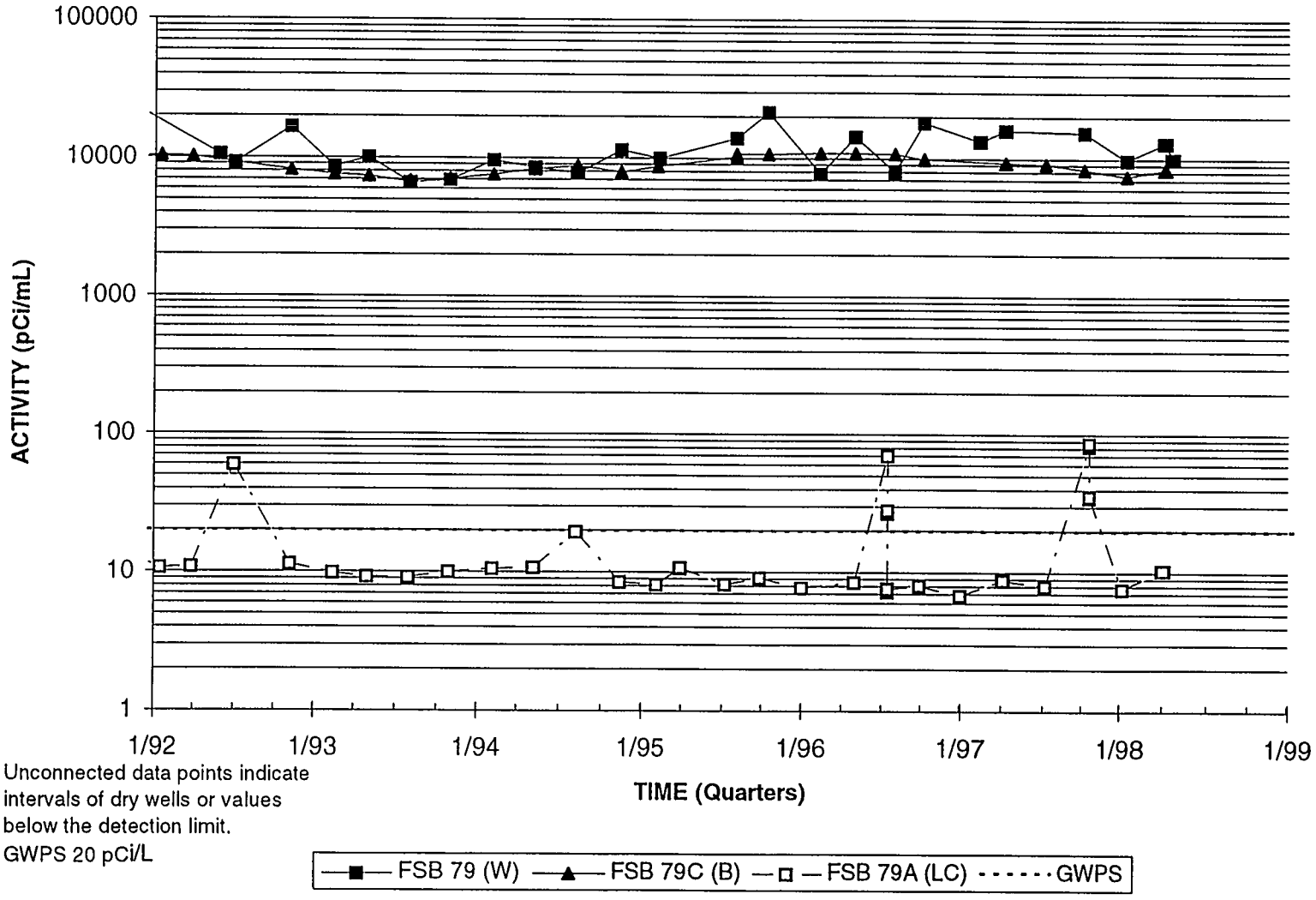


Unconnected data points indicate intervals of dry wells or values below the detection limit.
GWPS 20 pCi/L

Note: W=Water Table (IIB2); B=Barnwell (IIB1); M=McBean (IIB1); UC=Upper Congaree (IIA); MC=Middle Congaree (IIA); LC=Lower Congaree (IIA)

# Tritium Activities
# Well Cluster FSB 94

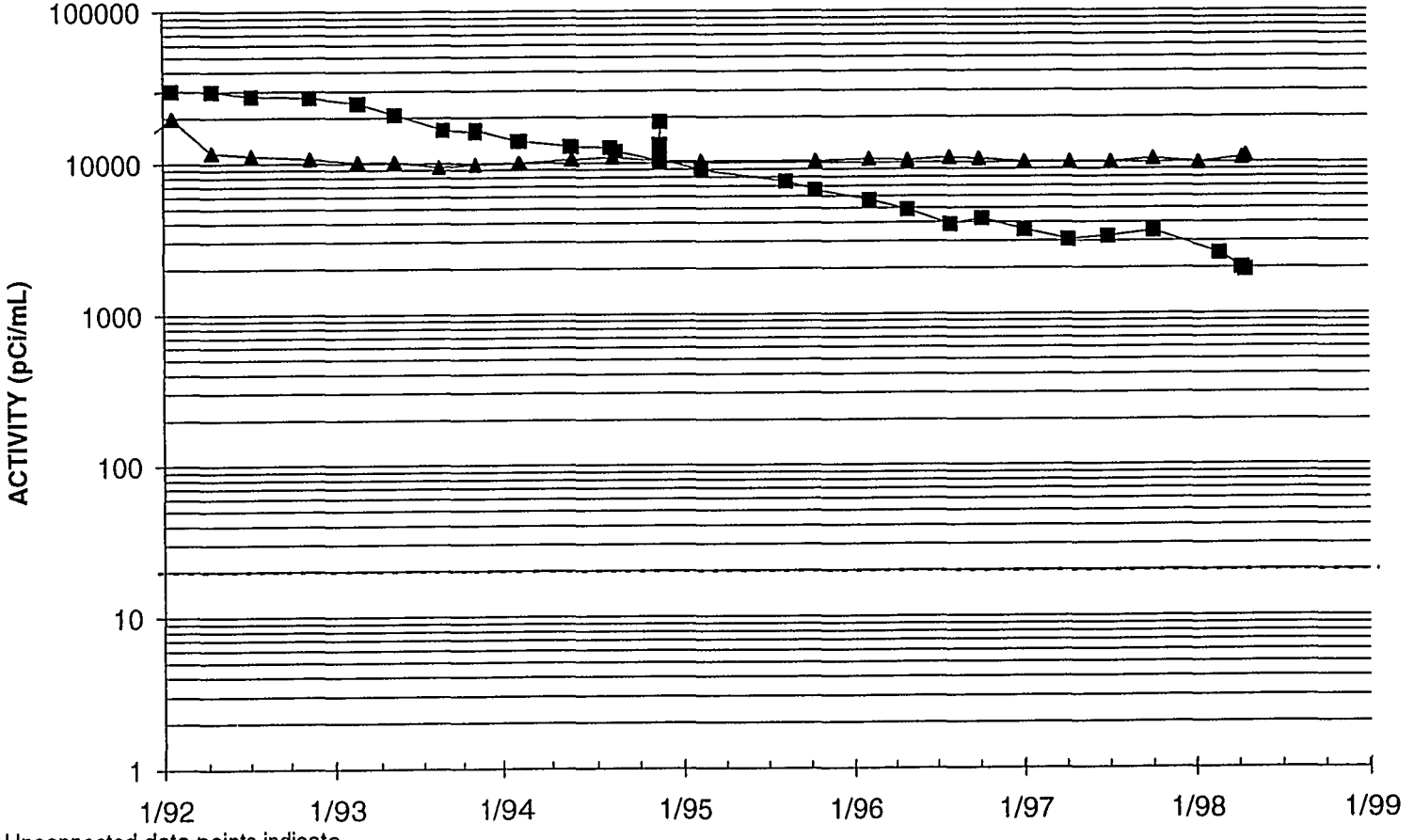


Unconnected data points indicate intervals of dry wells or values below the detection limit.
GWPS 20 pCi/L

FSB 94DR (W) — FSB 94C (B) - - - - - - GWPS

Note: W=Water Table (IIB2); B=Barnwell (IIB1); M=McBean (IIB1); UC=Upper Congaree (IIA); MC=Middle Congaree (IIA); LC=Lower Congaree (IIA)

# Tritium Activities
# Well Cluster FSB 97

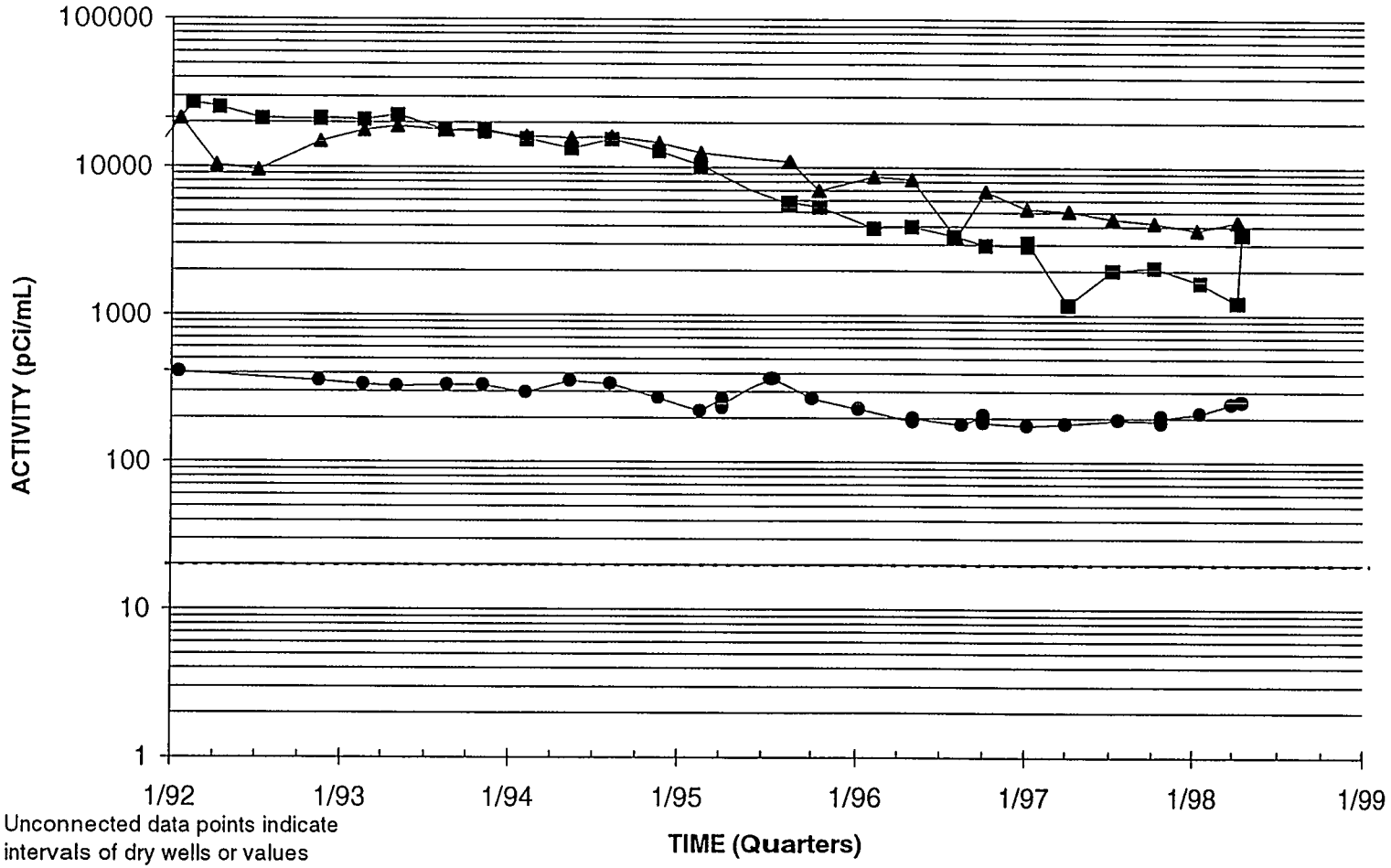


Unconnected data points indicate intervals of dry wells or values below the detection limit.
GWPS 20 pCi/L

FSB 97D (W) — FSB 97C (B) — FSB 97A (UC) - - - - - - GWPS

Note: W=Water Table (IIB2); B=Barnwell (IIB1); M=McBean (IIB1); UC=Upper Congaree (IIA); MC=Middle Congaree (IIA); LC=Lower Congaree (IIA)

# Tritium Activities
# Well Cluster FSB 99

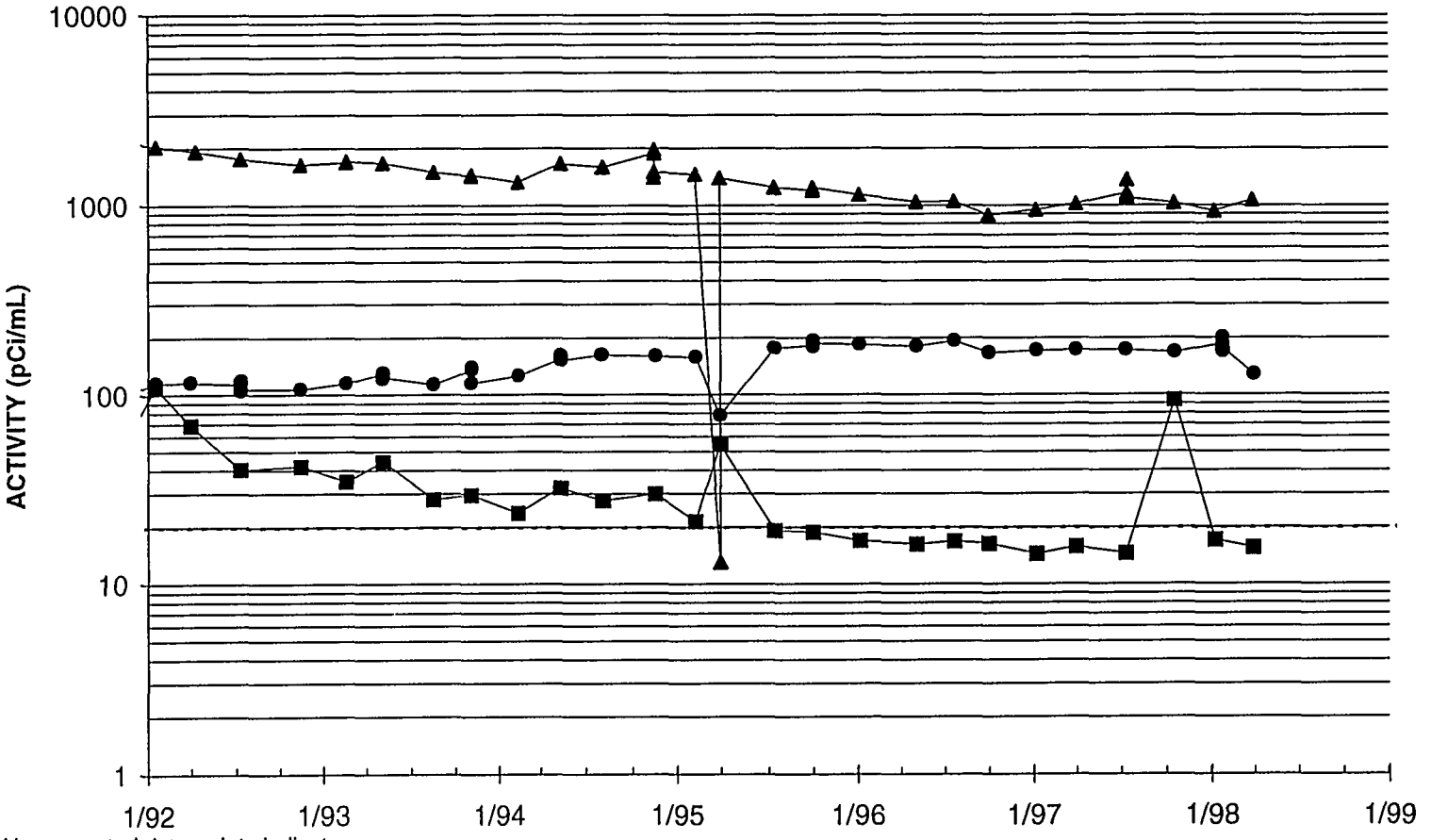


Unconnected data points indicate intervals of dry wells or values below the detection limit.
GWPS 20 pCi/L

FSB 99D (W) — FSB 99C (B) — FSB 99A (UC) - - - - - - GWPS

Note: W=Water Table (IIB2); B=Barnwell (IIB1); M=McBean (IIB1); UC=Upper Congaree (IIA); MC=Middle Congaree (IIA); LC=Lower Congaree (IIA)

# Tritium Activities
# Well FSB102C

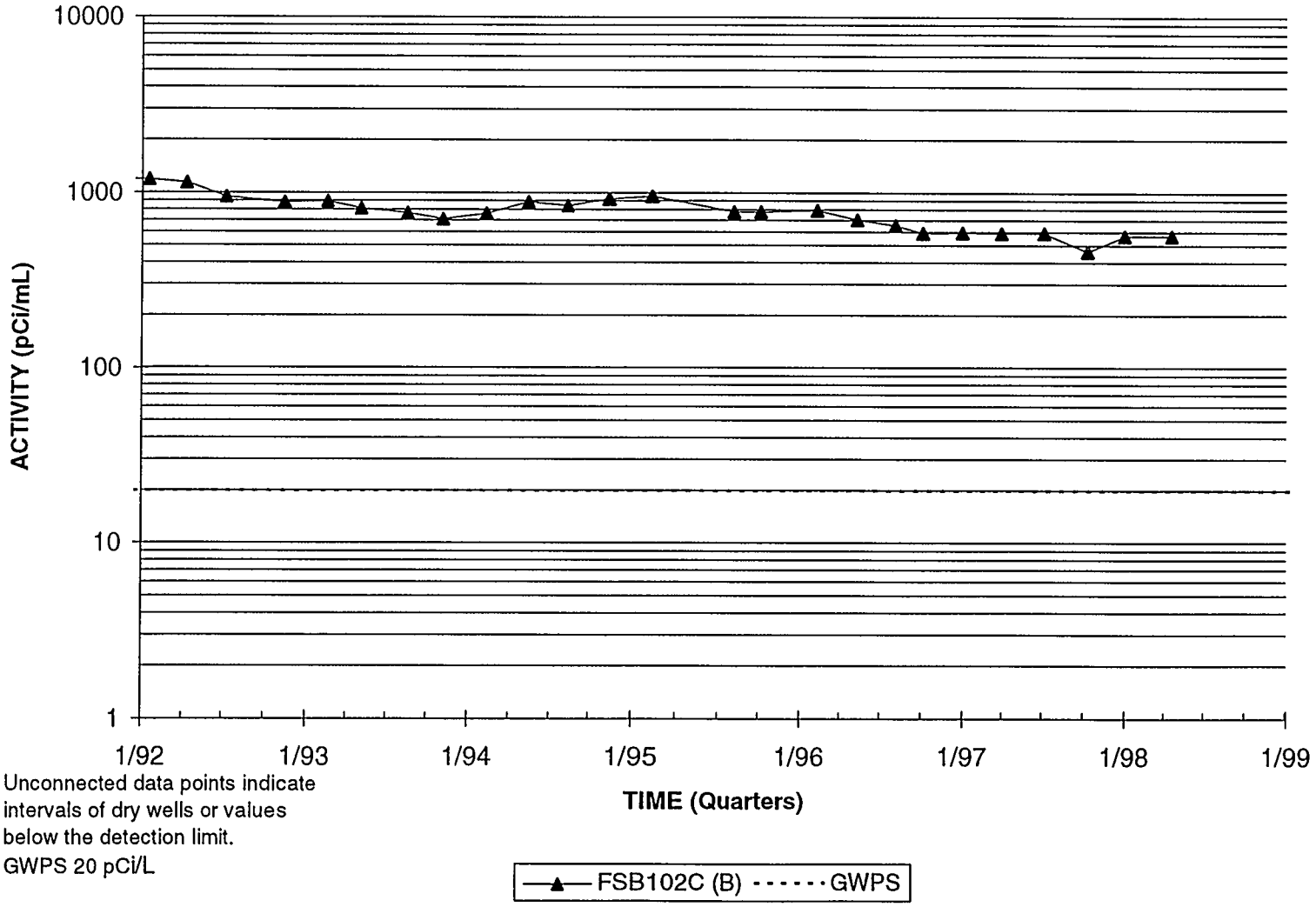


Unconnected data points indicate intervals of dry wells or values below the detection limit.
GWPS 20 pCi/L

Note: W=Water Table (IIB2); B=Barnwell (IIB1); M=McBean (IIB1); UC=Upper Congaree (IIA); MC=Middle Congaree (IIA); LC=Lower Congaree (IIA)

# Tritium Activities
# Well Cluster FSB107

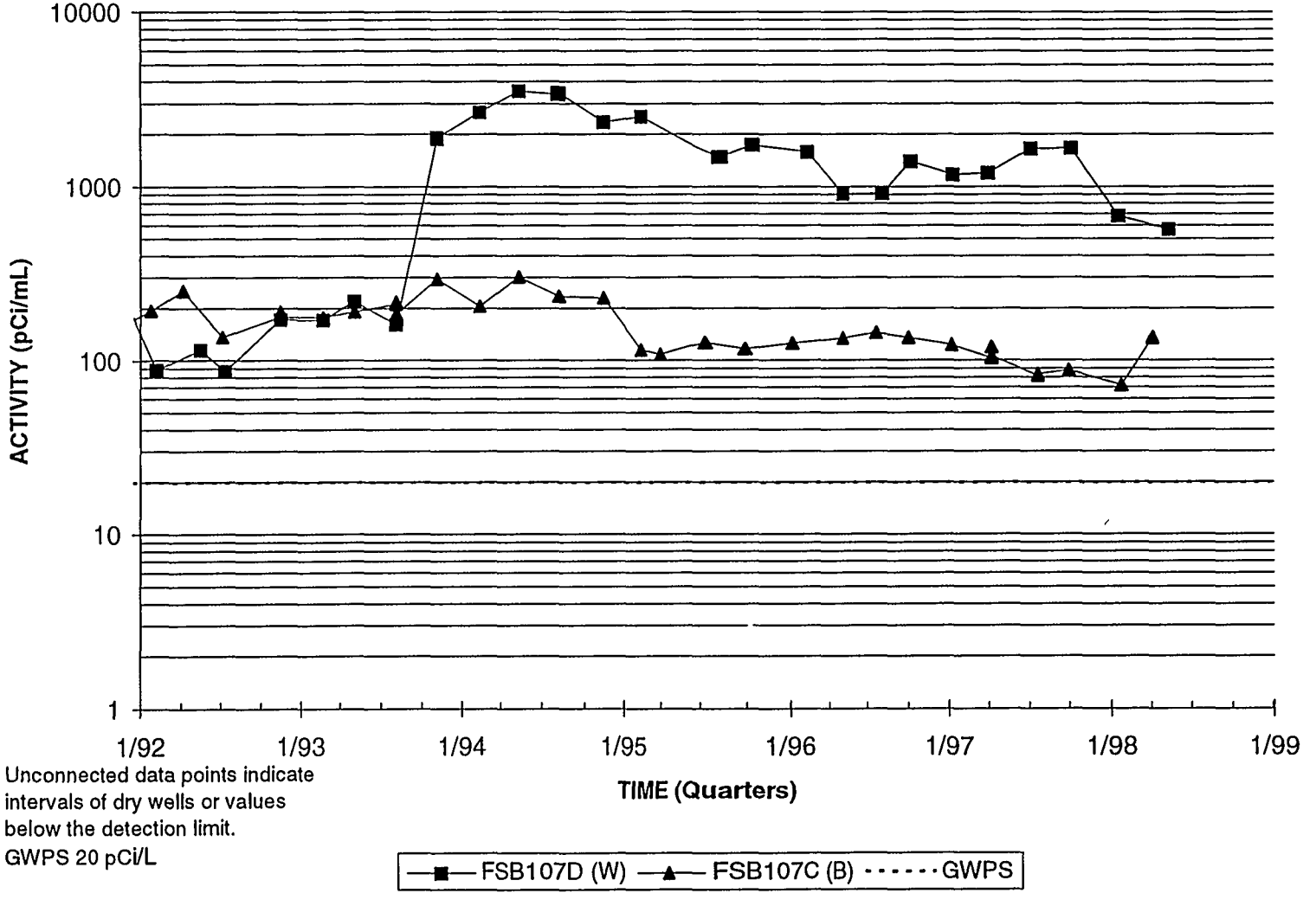


Unconnected data points indicate intervals of dry wells or values below the detection limit.
GWPS 20 pCi/L

Note: W=Water Table (IIB2); B=Barnwell (IIB1); M=McBean (IIB1); UC=Upper Congaree (IIA); MC=Middle Congaree (IIA); LC=Lower Congaree (IIA)

# Tritium Activities
# Well FSB108D

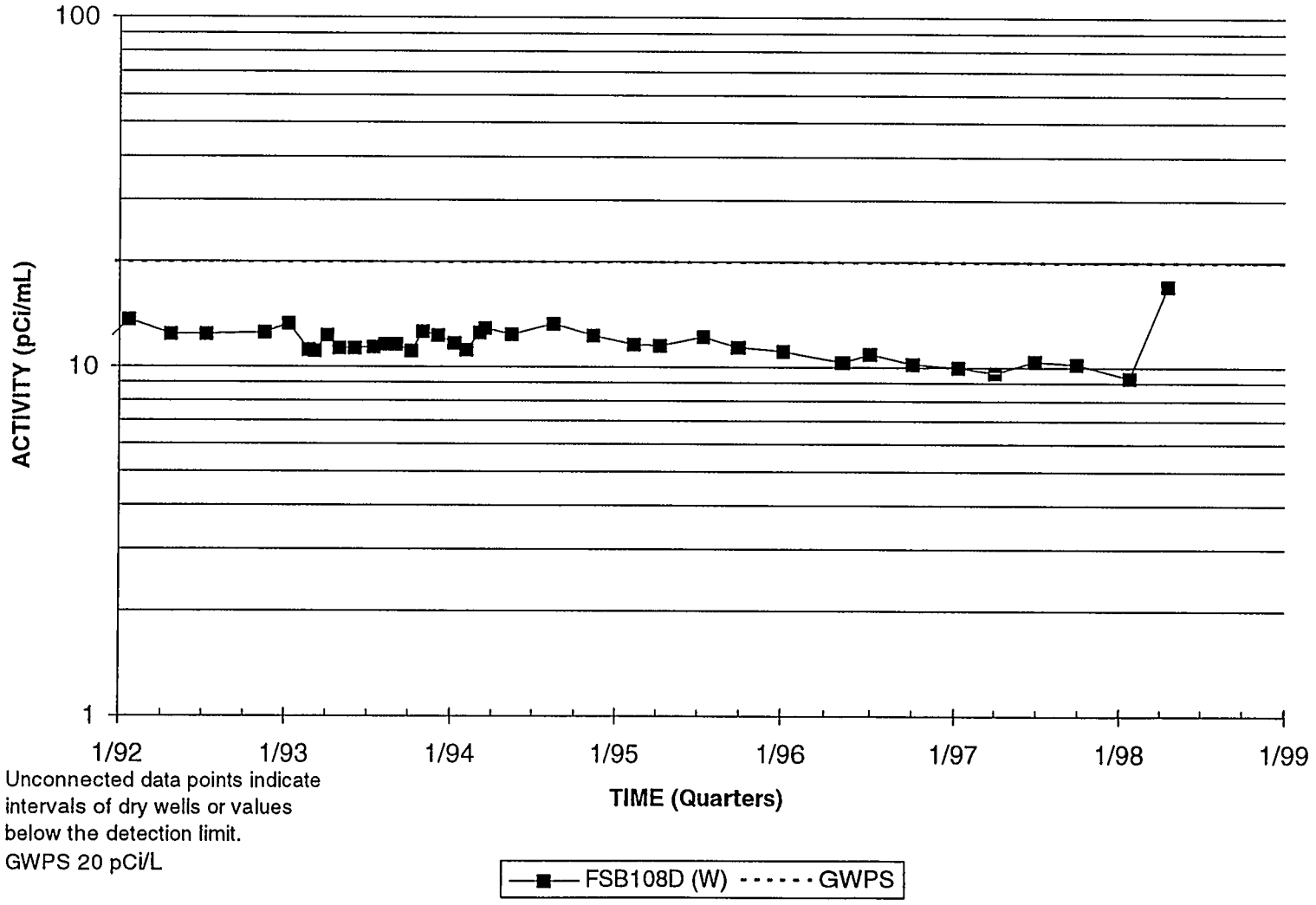


Unconnected data points indicate intervals of dry wells or values below the detection limit.
GWPS 20 pCi/L

Note: W=Water Table (IIB2); B=Barnwell (IIB1); M=McBean (IIB1); UC=Upper Congaree (IIA); MC=Middle Congaree (IIA); LC=Lower Congaree (IIA)

# Tritium Activities
# Well Cluster FSB110

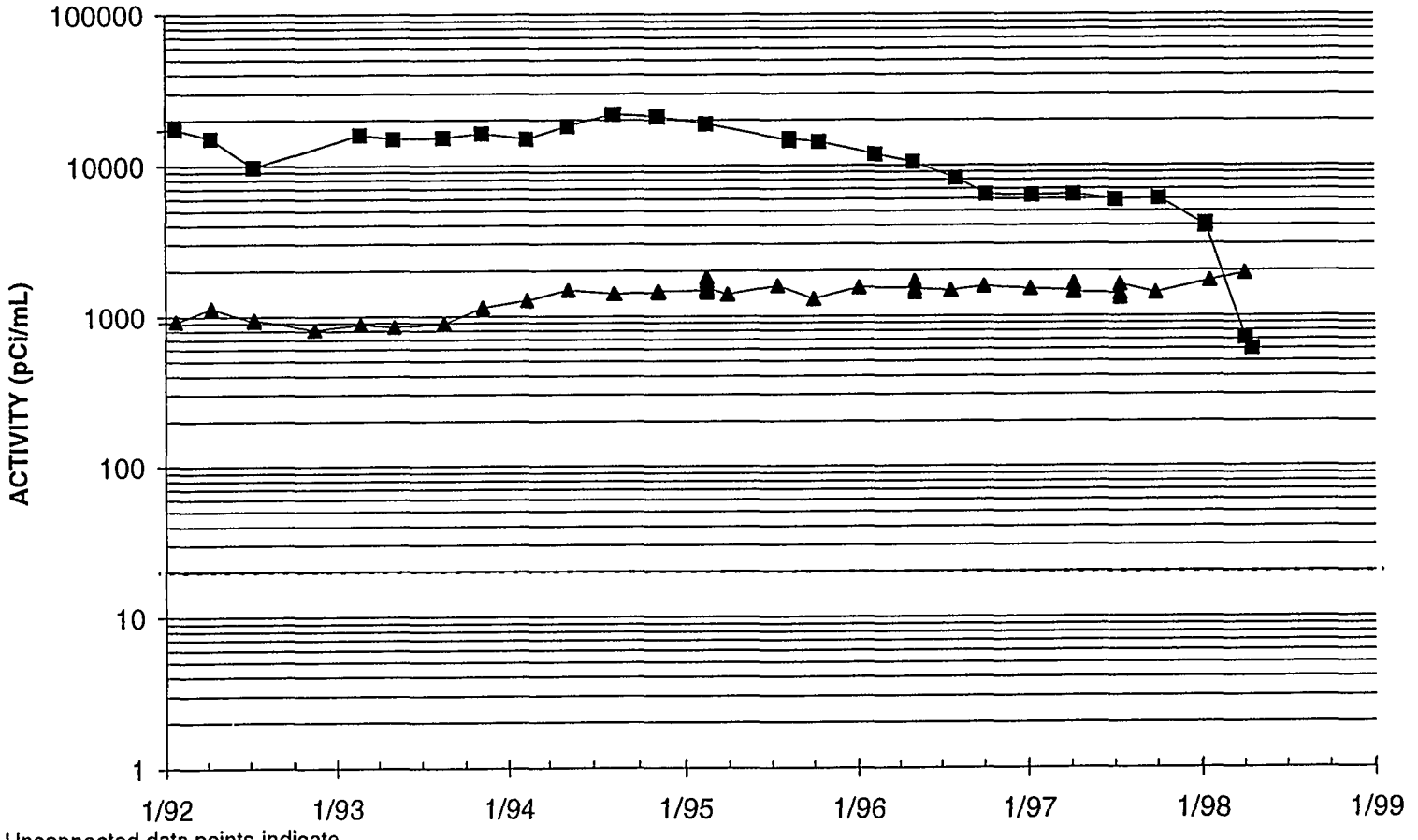


Unconnected data points indicate intervals of dry wells or values below the detection limit.
GWPS 20 pCi/L

FSB110D (W) FSB110C (B) GWPS

Note: W=Water Table (IIB2); B=Barnwell (IIB1); M=McBean (IIB1); UC=Upper Congaree (IIA); MC=Middle Congaree (IIA); LC=Lower Congaree (IIA)

# Tritium Activities
# Well Cluster FSB120

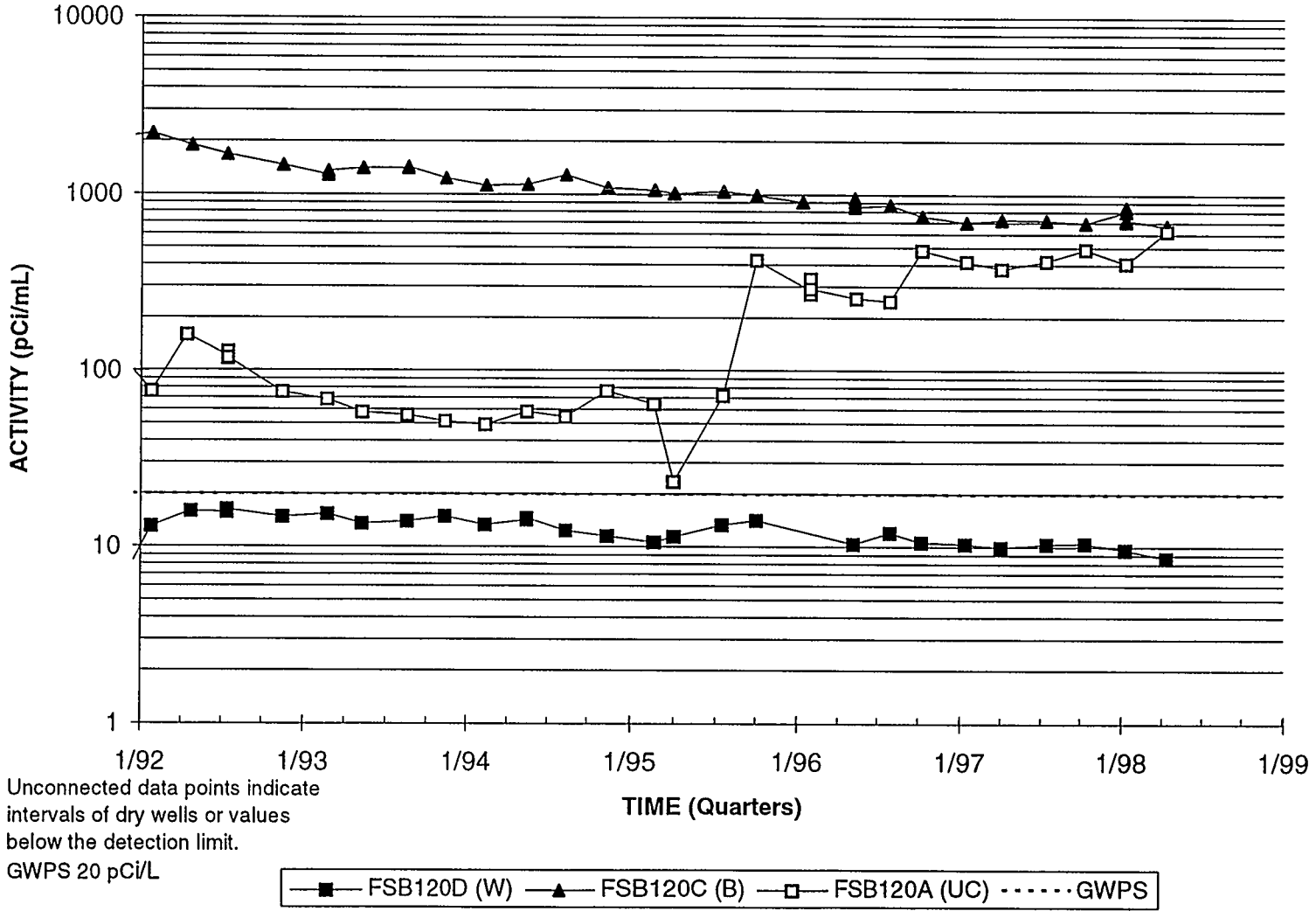


Unconnected data points indicate intervals of dry wells or values below the detection limit.
GWPS 20 pCi/L

Note: W=Water Table (IIB2); B=Barnwell (IIB1); M=McBean (IIB1); UC=Upper Congaree (IIA); MC=Middle Congaree (IIA); LC=Lower Congaree (IIA)

# Tritium Activities
# Well Cluster FSB122

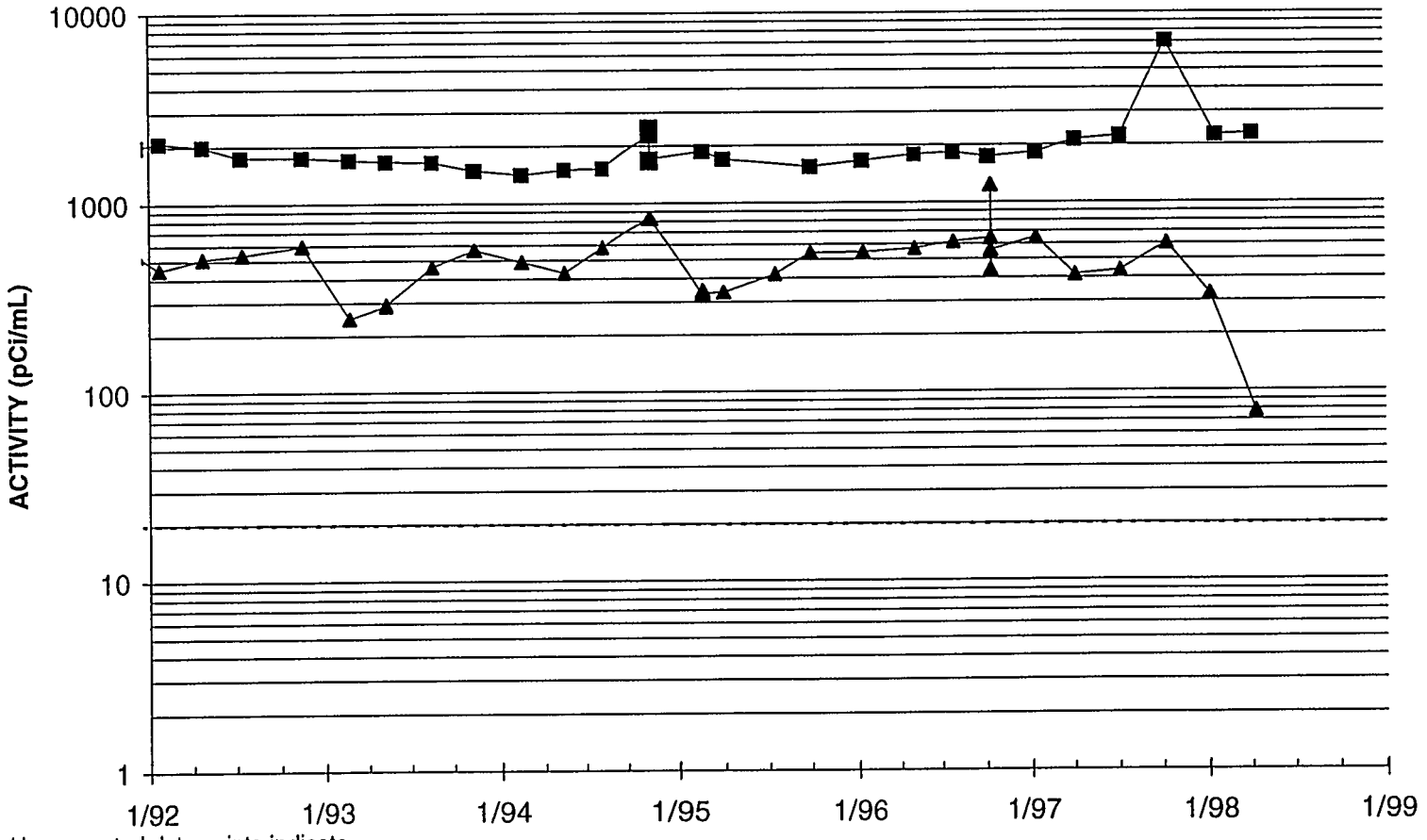


Unconnected data points indicate intervals of dry wells or values below the detection limit.
GWPS 20 pCi/L

FSB122C (B) — FSB122D (W) - - - - - - GWPS

Note: W=Water Table (IIB2); B=Barnwell (IIB1); M=McBean (IIB1); UC=Upper Congaree (IIA); MC=Middle Congaree (IIA); LC=Lower Congaree (IIA)

# Nitrate Concentrations
# Well Cluster FSB 87

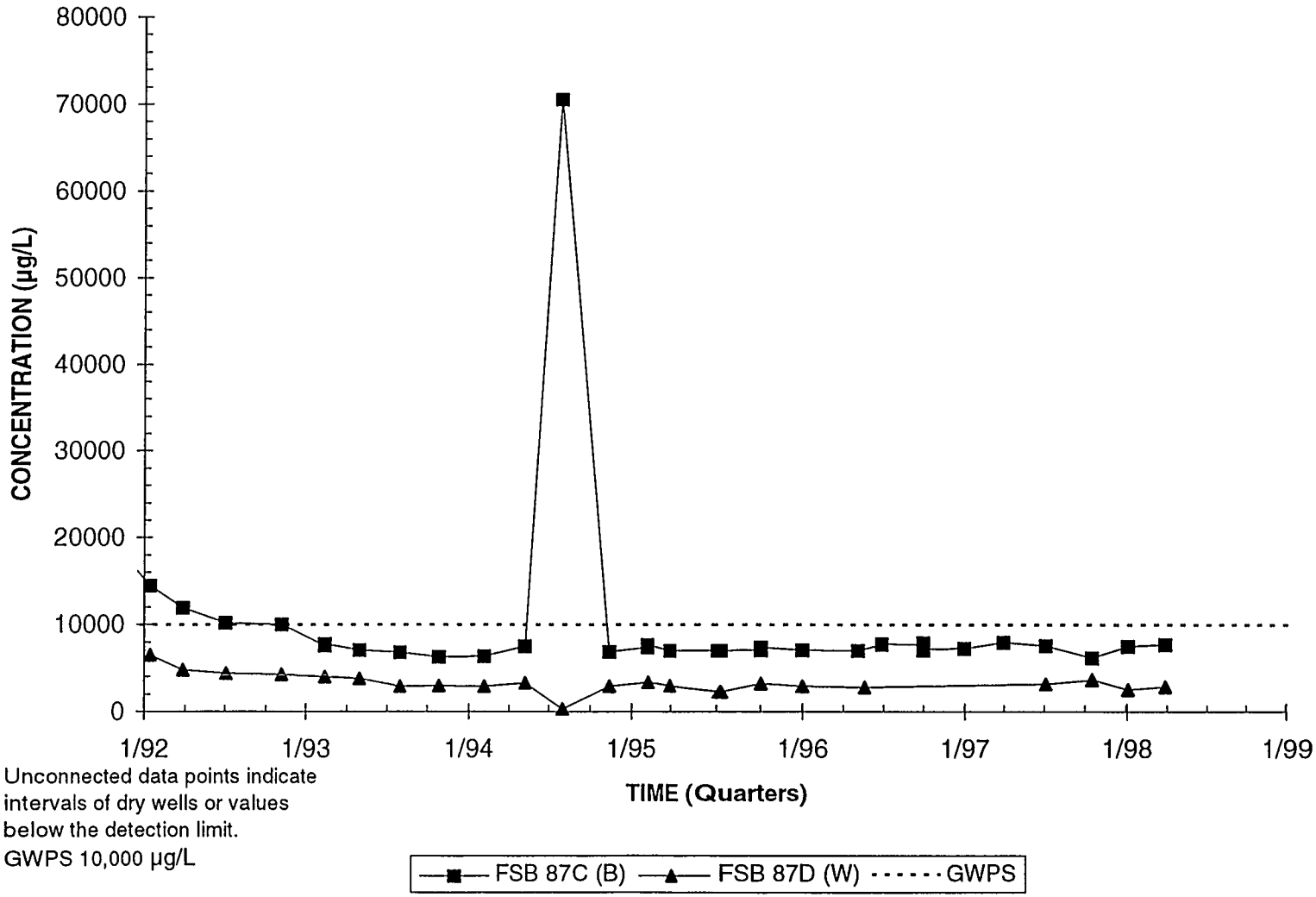


Unconnected data points indicate intervals of dry wells or values below the detection limit.
GWPS 10,000 µg/L

Note: W=Water Table (IIB2); B=Bamwell (IIB1); M=McBean (IIB1); UC=Upper Congaree (IIA); MC=Middle Congaree (IIA); LC=Lower Congaree (IIA)

# Nitrate Concentrations
# Well FSB 88D

Unconnected data points indicate intervals of dry wells or values below the detection limit.
GWPS 10,000 µg/L

FSB 88D (W) ------ GWPS

Note: W=Water Table (IIB2); B=Barnwell (IIB1); M=McBean (IIB1); UC=Upper Congaree (IIA); MC=Middle Congaree (IIA); LC=Lower Congaree (IIA)

# Nitrate Concentrations
# Well FSB 91D

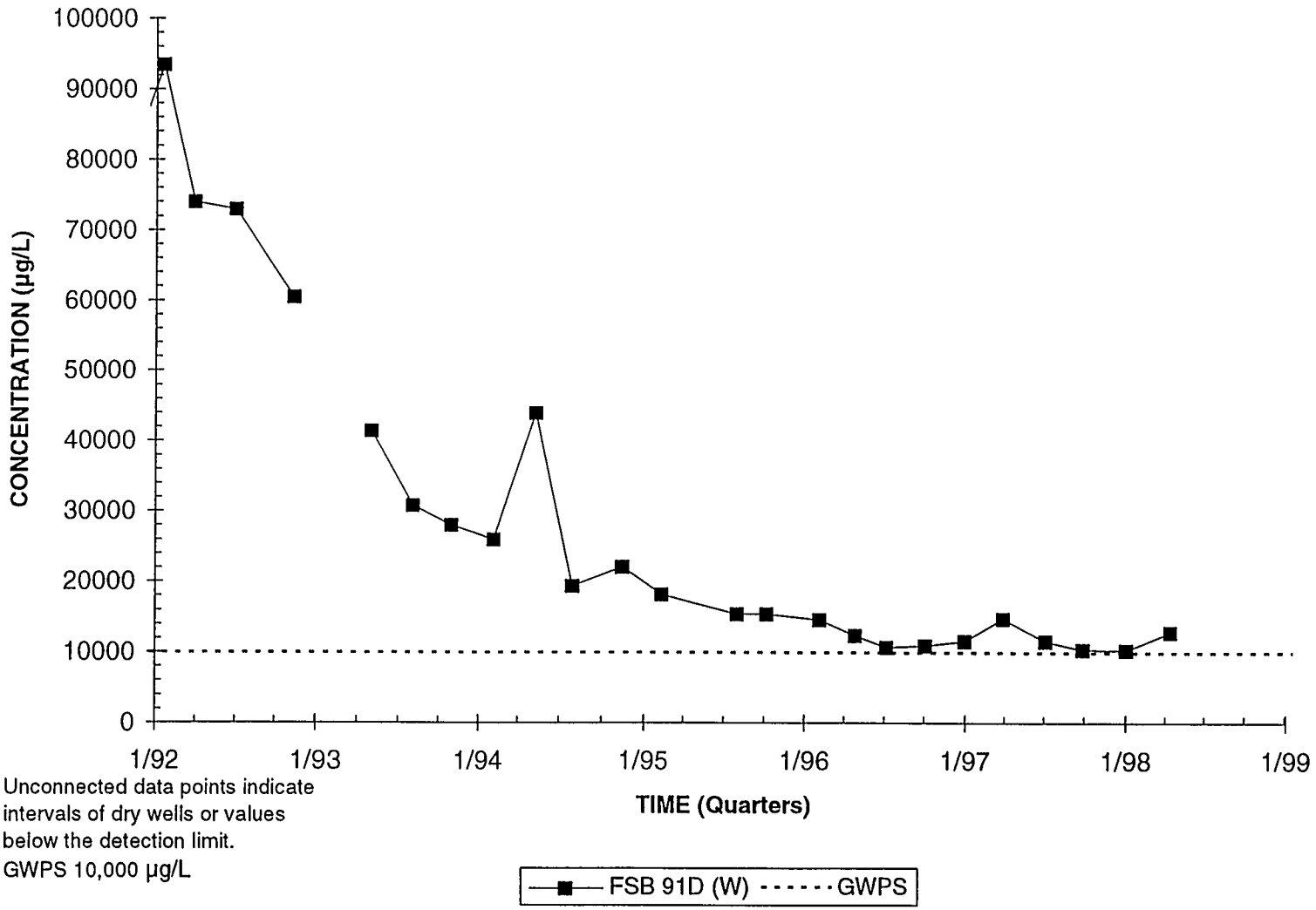


Unconnected data points indicate intervals of dry wells or values below the detection limit.
GWPS 10,000 µg/L

Note: W=Water Table (IIB2); B=Barnwell (IIB1); M=McBean (IIB1); UC=Upper Congaree (IIA); MC=Middle Congaree (IIA); LC=Lower Congaree (IIA)

# Nitrate Concentrations
# Well FSB102C

Unconnected data points indicate intervals of dry wells or values below the detection limit.
GWPS 10,000 µg/L

FSB102C (B) ------ GWPS

Note: W=Water Table (IIB2); B=Barnwell (IIB1); M=McBean (IIB1); UC=Upper Congaree (IIA); MC=Middle Congaree (IIA); LC=Lower Congaree (IIA)

# Nitrate Concentrations
# Well Cluster FSB104

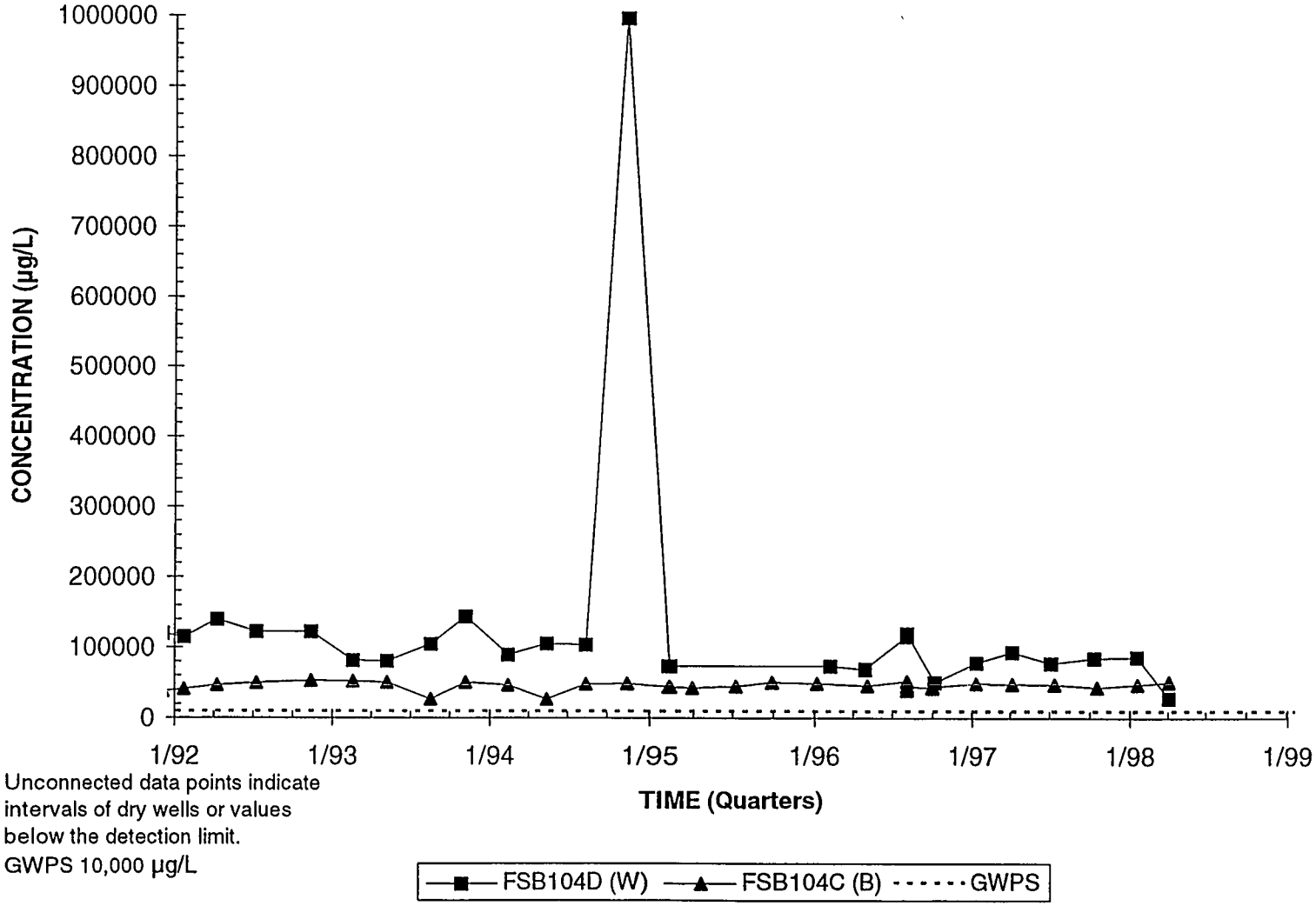


Unconnected data points indicate intervals of dry wells or values below the detection limit.
GWPS 10,000 µg/L

Note: W=Water Table (IIB2); B=Barnwell (IIB1); M=McBean (IIB1); UC=Upper Congaree (IIA); MC=Middle Congaree (IIA); LC=Lower Congaree (IIA)

# Nitrate Concentrations
# Well FSB110D

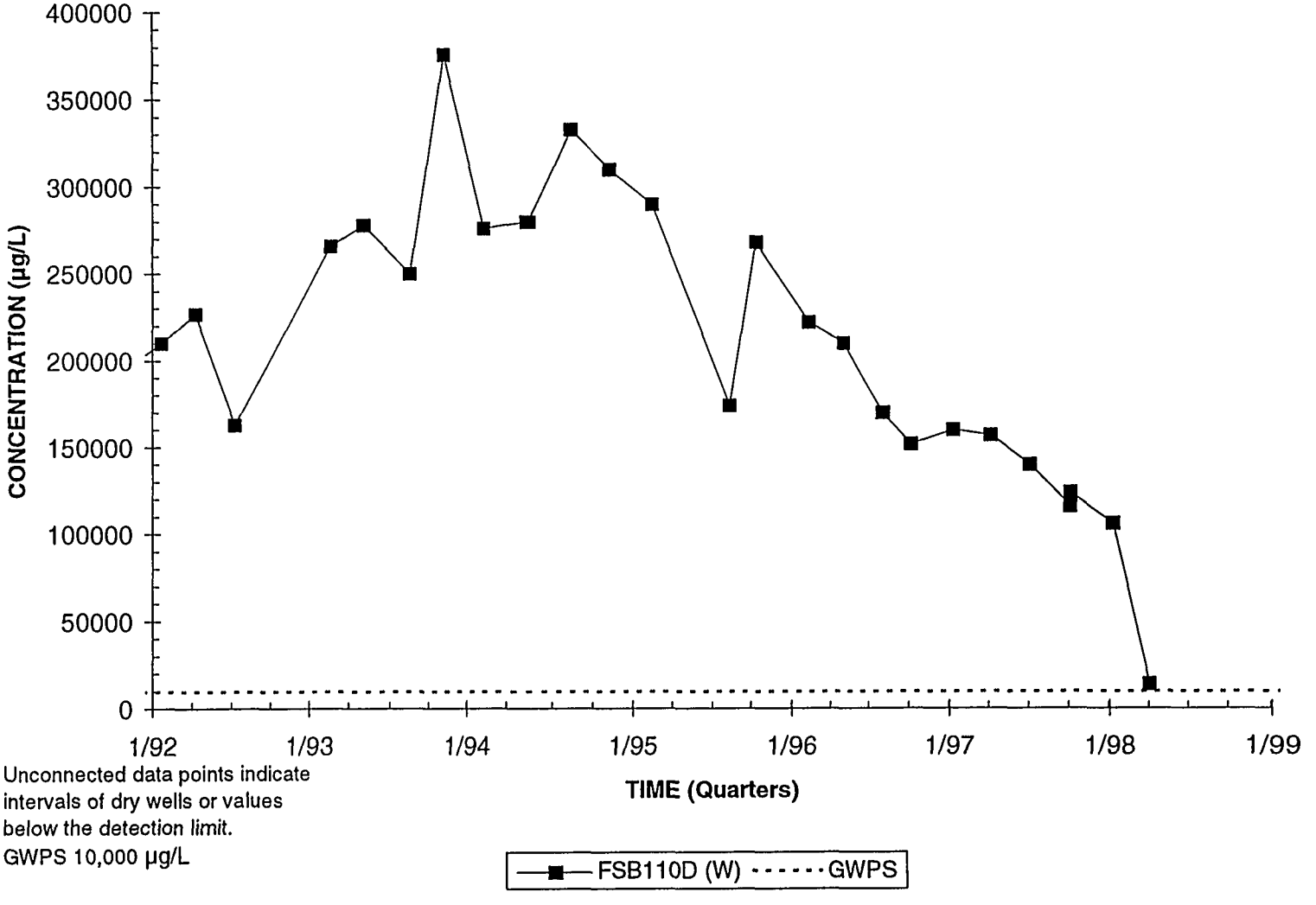


Unconnected data points indicate intervals of dry wells or values below the detection limit.
GWPS 10,000 µg/L

Note: W=Water Table (IIB2); B=Barnwell (IIB1); M=McBean (IIB1); UC=Upper Congaree (IIA); MC=Middle Congaree (IIA); LC=Lower Congaree (IIA)

# Nitrate Concentrations
# Well FSB117D

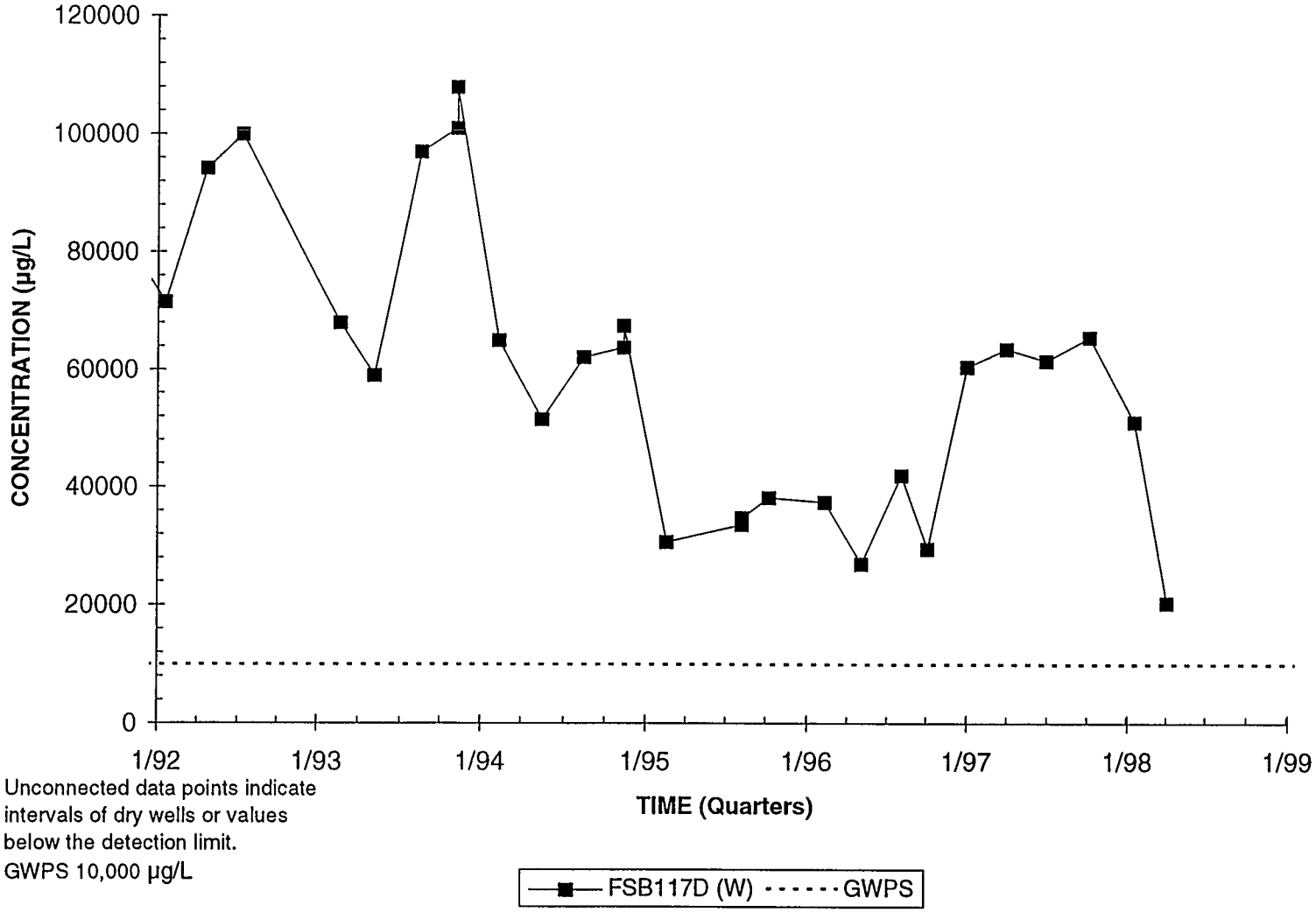


Unconnected data points indicate intervals of dry wells or values below the detection limit.
GWPS 10,000 µg/L

Note: W=Water Table (IIB2); B=Barnwell (IIB1); M=McBean (IIB1); UC=Upper Congaree (IIA); MC=Middle Congaree (IIA); LC=Lower Congaree (IIA)

# Nitrate Concentrations
# Well FSB119D

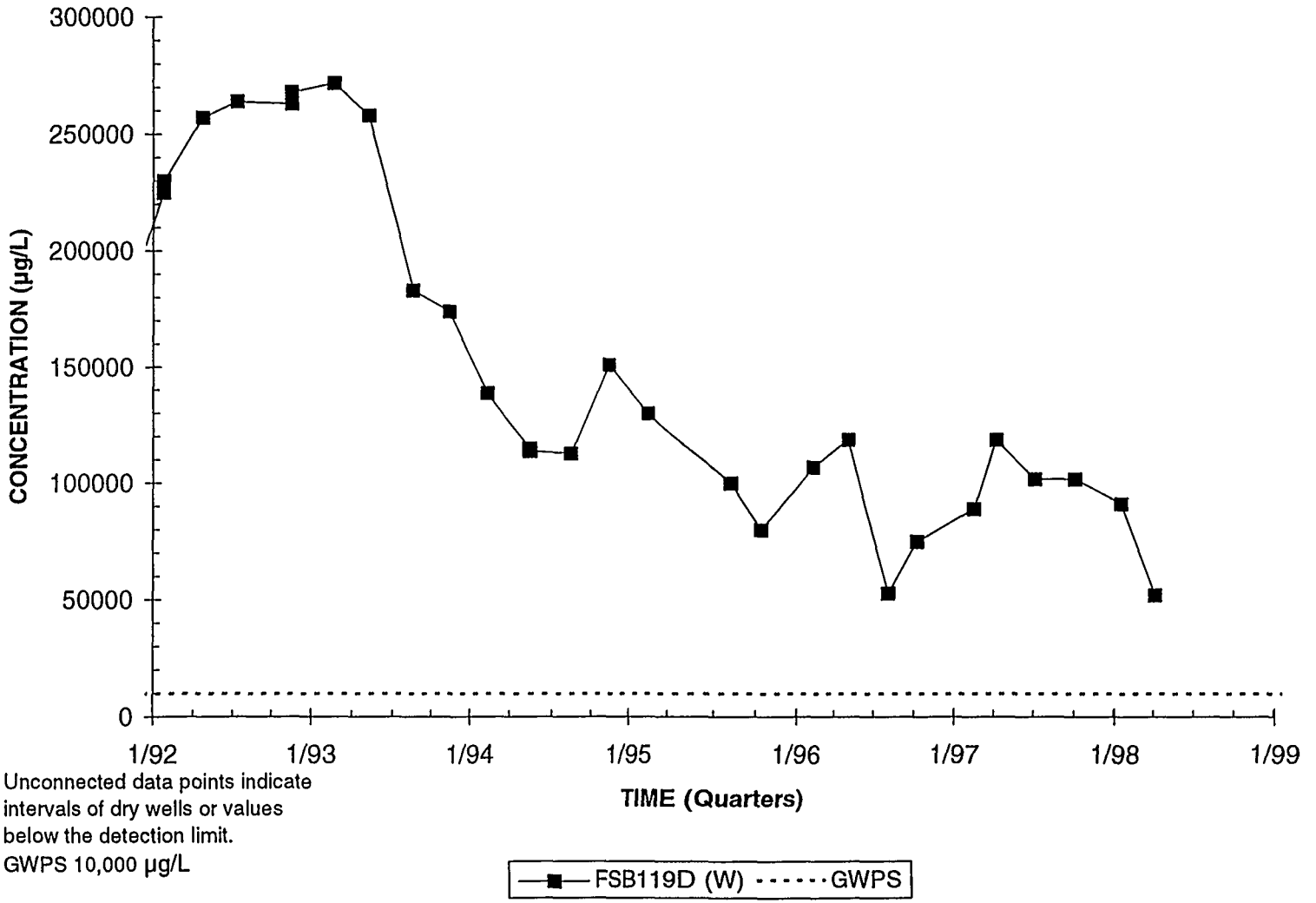


Unconnected data points indicate intervals of dry wells or values below the detection limit.
GWPS 10,000 µg/L

Note: W=Water Table (IIB2); B=Barnwell (IIB1); M=McBean (IIB1); UC=Upper Congaree (IIA); MC=Middle Congaree (IIA); LC=Lower Congaree (IIA)

# Nitrate Concentrations
# Well Cluster FSB120

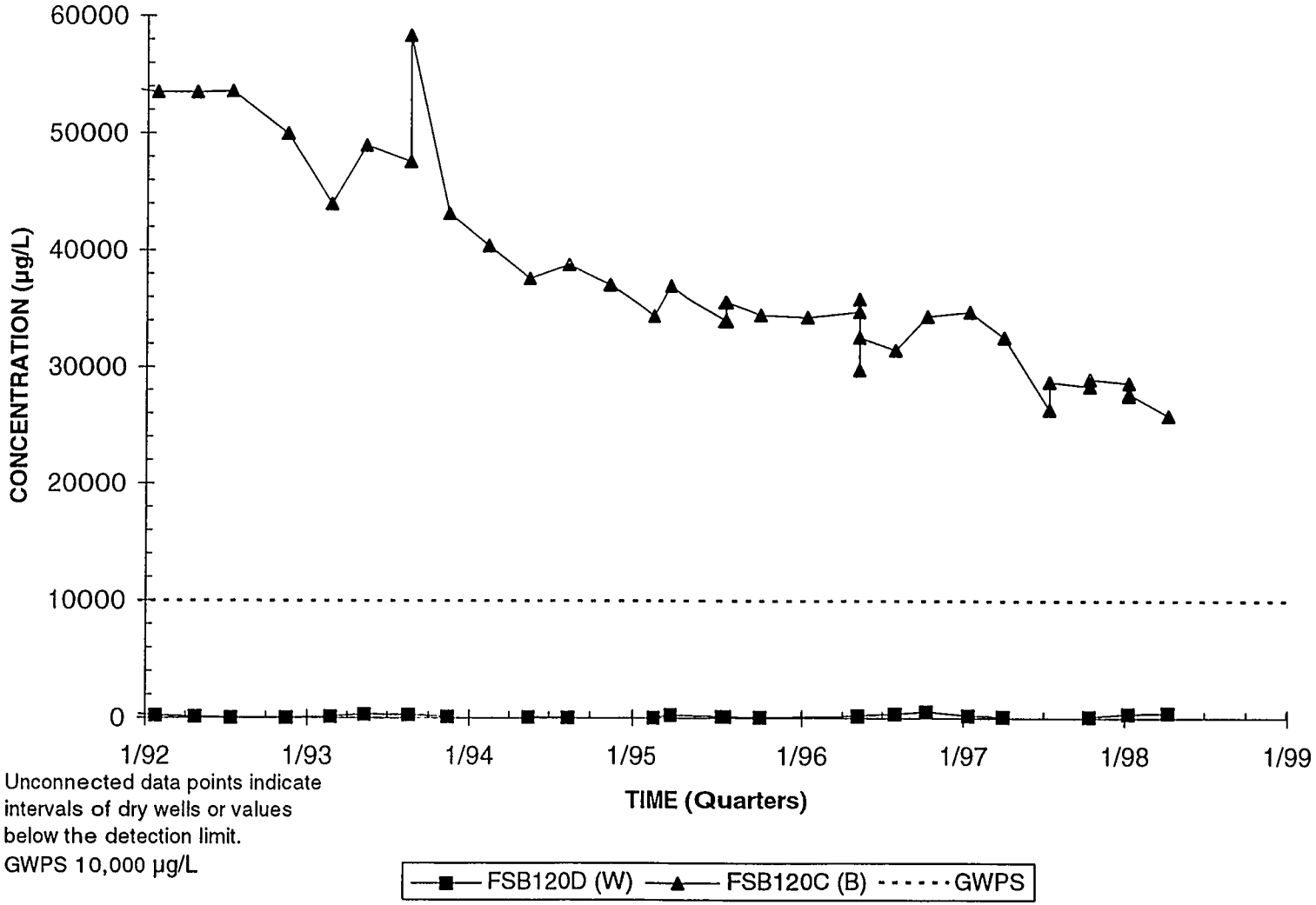


Unconnected data points indicate intervals of dry wells or values below the detection limit.
GWPS 10,000 µg/L

Note: W=Water Table (IIB2); B=Barnwell (IIB1); M=McBean (IIB1); UC=Upper Congaree (IIA); MC=Middle Congaree (IIA); LC=Lower Congaree (IIA)

# Nitrate Concentrations
# Well Cluster FSB122

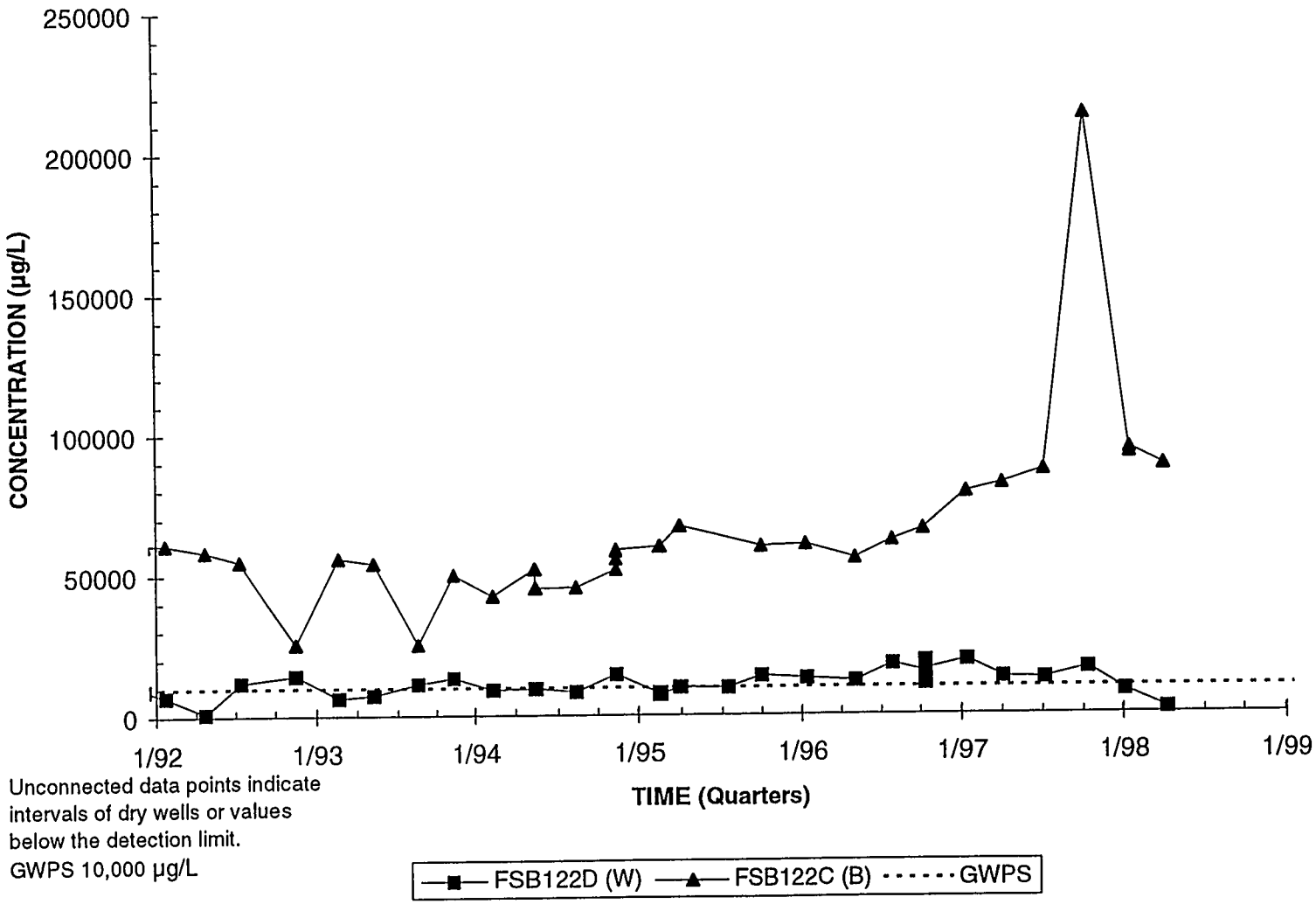


Unconnected data points indicate intervals of dry wells or values below the detection limit.
GWPS 10,000 µg/L

Note: W=Water Table (IIB2); B=Barnwell (IIB1); M=McBean (IIB1); UC=Upper Congaree (IIA); MC=Middle Congaree (IIA); LC=Lower Congaree (IIA)

# Uranium-233/234 Activities
# Well FSB 77

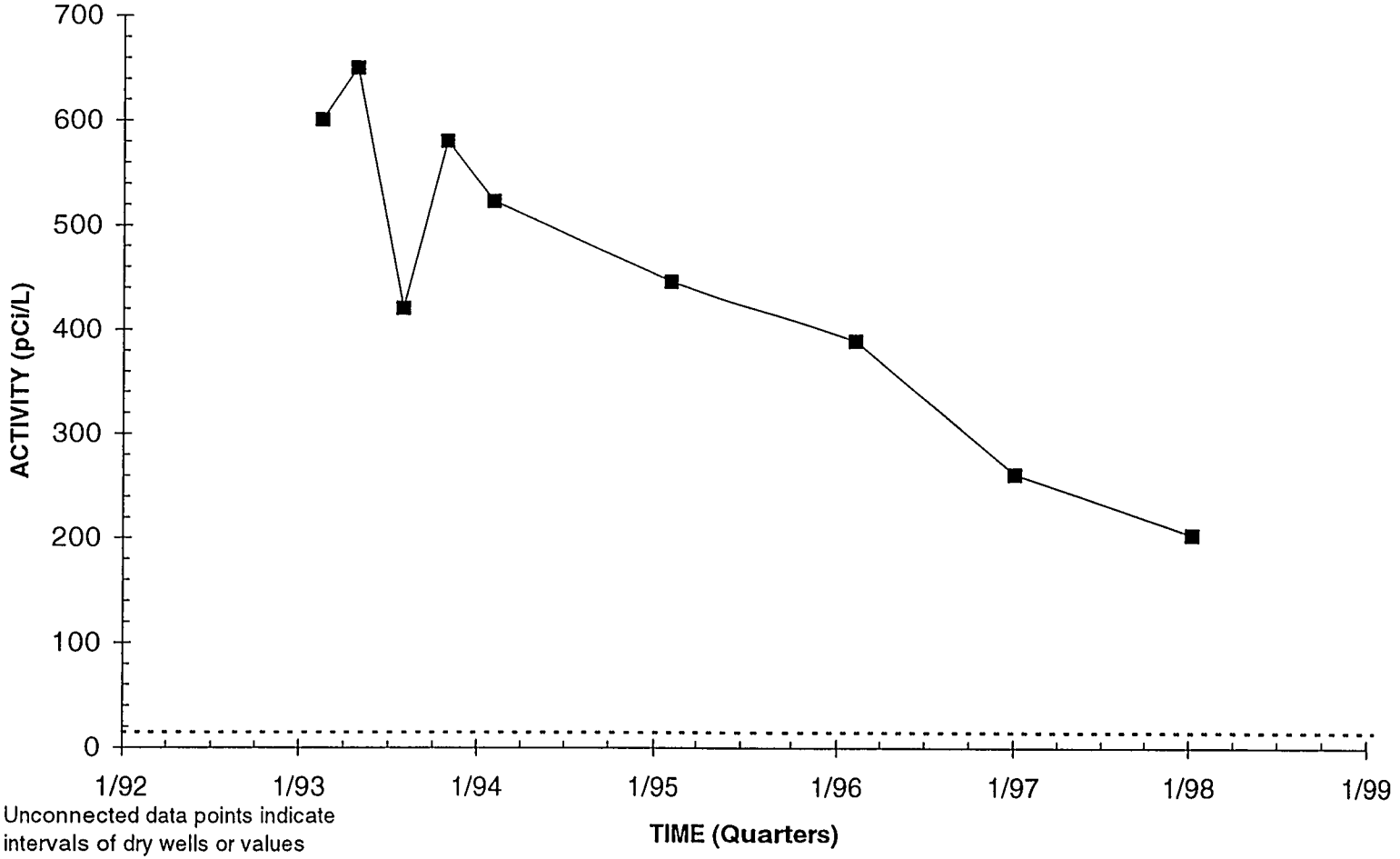


Unconnected data points indicate intervals of dry wells or values below the detection limit.

FSB 77 (W) ------ Sum of alphas<15 pCi/L

Note: W=Water Table (IIB2); B=Barnwell (IIB1); M=McBean (IIB1); UC=Upper Congaree (IIA); MC=Middle Congaree (IIA); LC=Lower Congaree (IIA)

# Uranium-233/234 Activities
# Well Cluster FSB 79

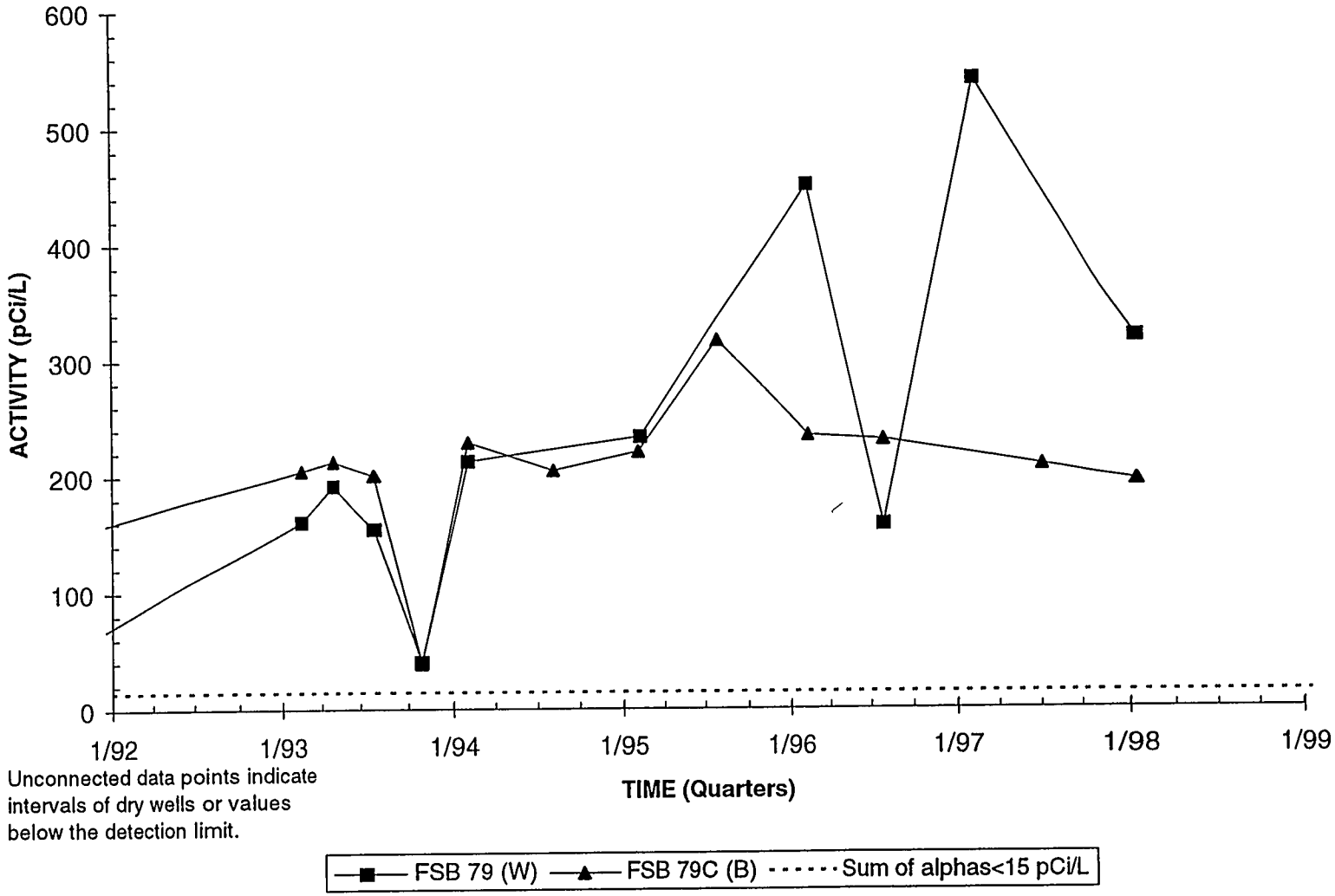


Unconnected data points indicate intervals of dry wells or values below the detection limit.

Note: W=Water Table (IIB2); B=Barnwell (IIB1); M=McBean (IIB1); UC=Upper Congaree (IIA); MC=Middle Congaree (IIA); LC=Lower Congaree (IIA)

# Uranium-233/234 Activities
# Well Cluster FSB 88

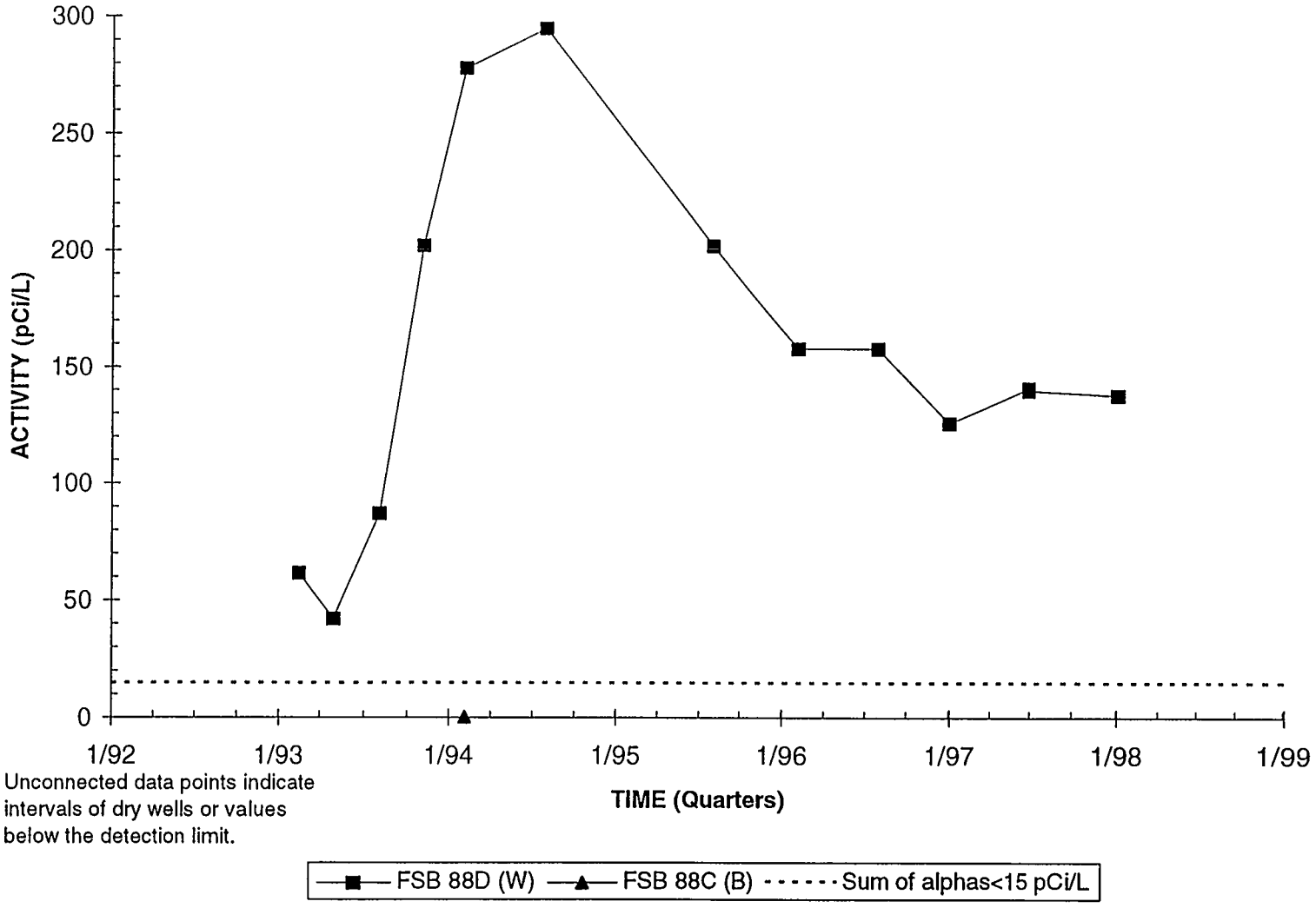


Note: W=Water Table (IIB2); B=Barnwell (IIB1); M=McBean (IIB1); UC=Upper Congaree (IIA); MC=Middle Congaree (IIA); LC=Lower Congaree (IIA)

# Uranium-233/234 Activities
# Well Cluster FSB 94

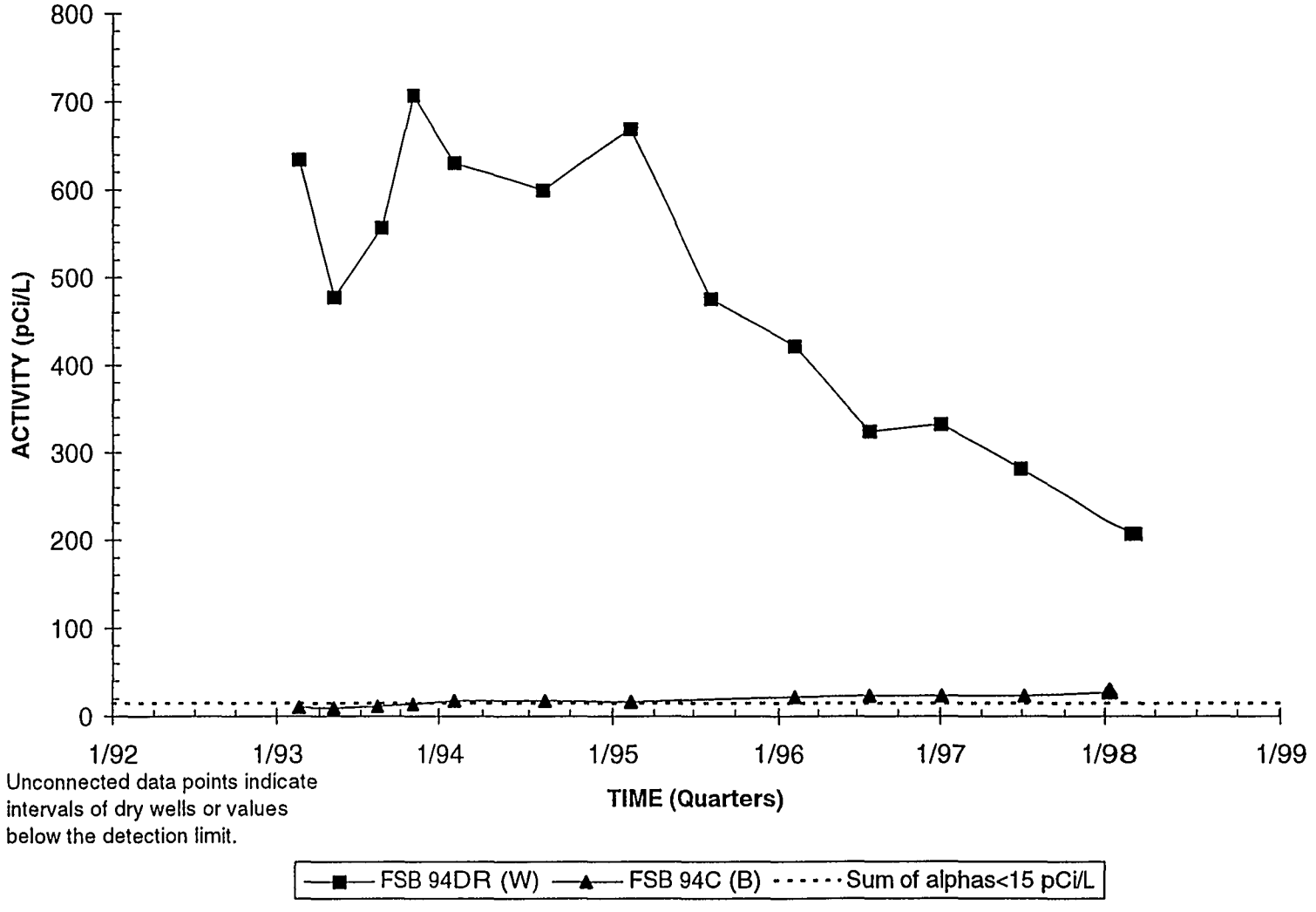


Unconnected data points indicate intervals of dry wells or values below the detection limit.

Note: W=Water Table (IIB2); B=Barnwell (IIB1); M=McBean (IIB1), UC=Upper Congaree (IIA); MC=Middle Congaree (IIA); LC=Lower Congaree (IIA)

# Uranium-233/234 Activities
# Well Cluster FSB 95

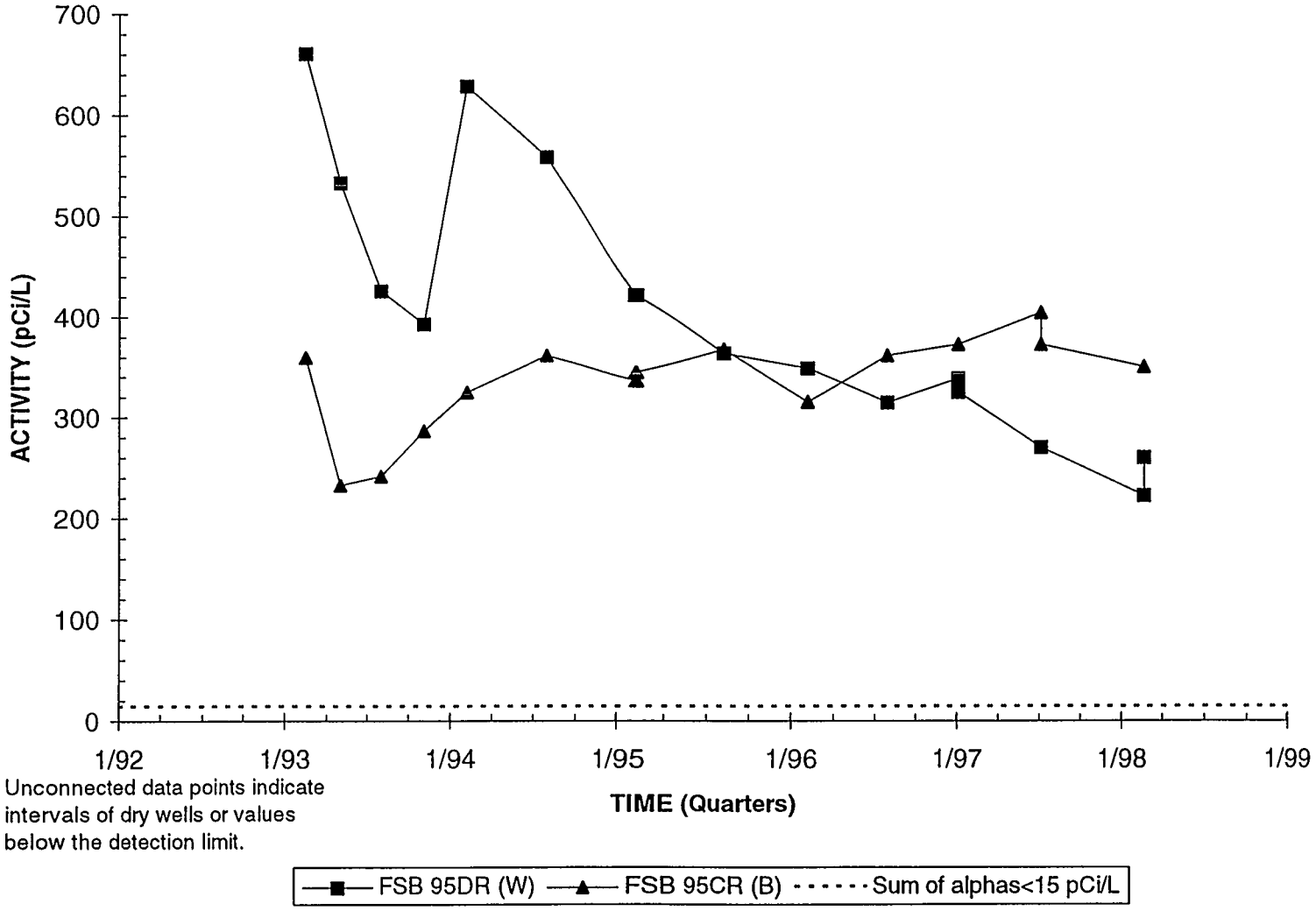


Unconnected data points indicate intervals of dry wells or values below the detection limit.

Note: W=Water Table (IIB2); B=Bamwell (IIB1); M=McBean (IIB1); UC=Upper Congaree (IIA); MC=Middle Congaree (IIA); LC=Lower Congaree (IIA)

# Uranium-233/234 Activities
# Well Cluster FSB 97

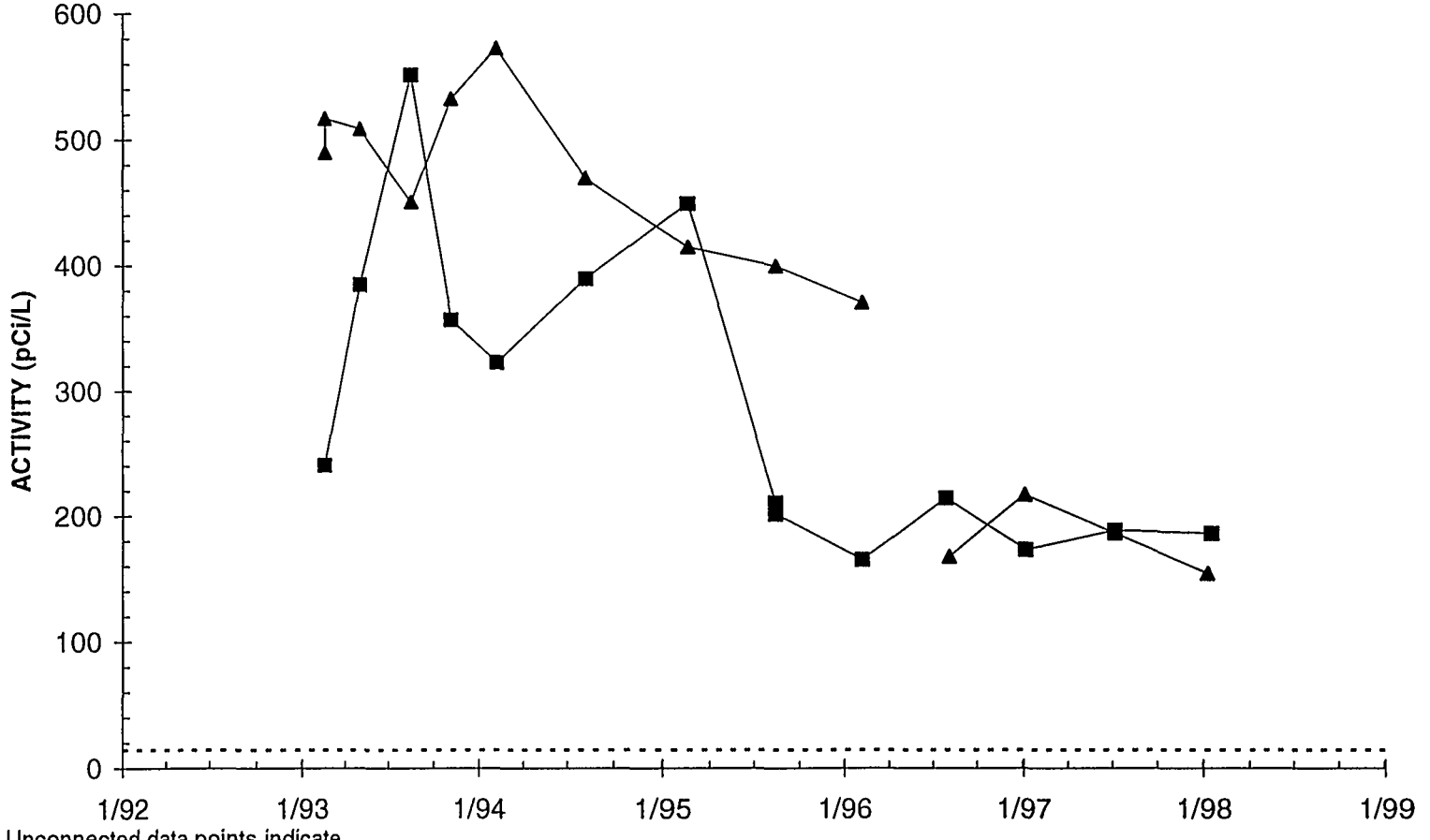


Unconnected data points indicate intervals of dry wells or values below the detection limit.

FSB 97D (W) — FSB 97C (B) - - - - - - Sum of alphas<15 pCi/L

Note: W=Water Table (IIB2); B=Barnwell (IIB1); M=McBean (IIB1); UC=Upper Congaree (IIA); MC=Middle Congaree (IIA); LC=Lower Congaree (IIA)

# Uranium-233/234 Activities
# Well Cluster FSB 98

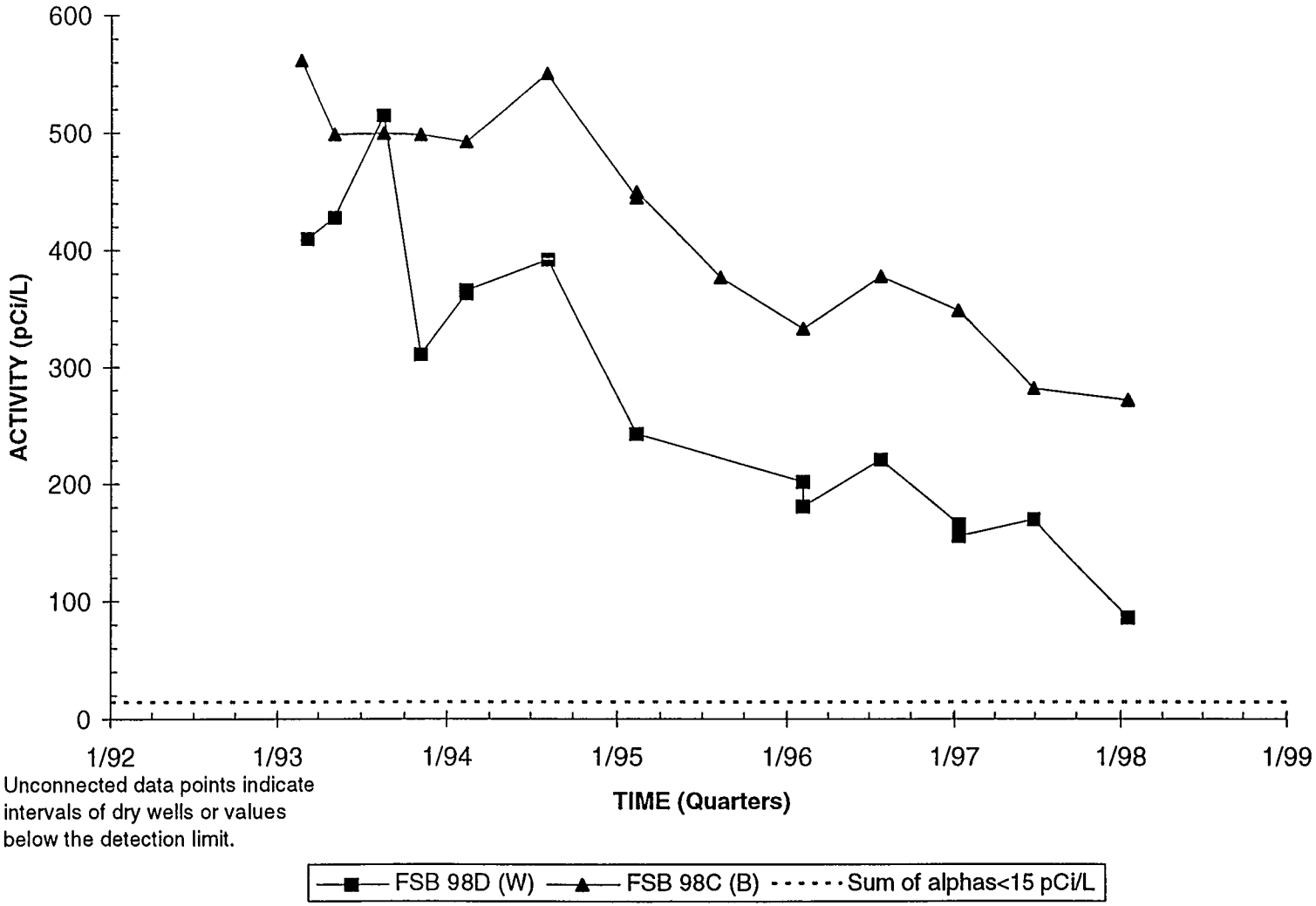


Unconnected data points indicate intervals of dry wells or values below the detection limit.

Note: W=Water Table (IIB2); B=Barnwell (IIB1); M=McBean (IIB1); UC=Upper Congaree (IIA); MC=Middle Congaree (IIA); LC=Lower Congaree (IIA)

# Uranium-233/234 Activities
# Well Cluster FSB104

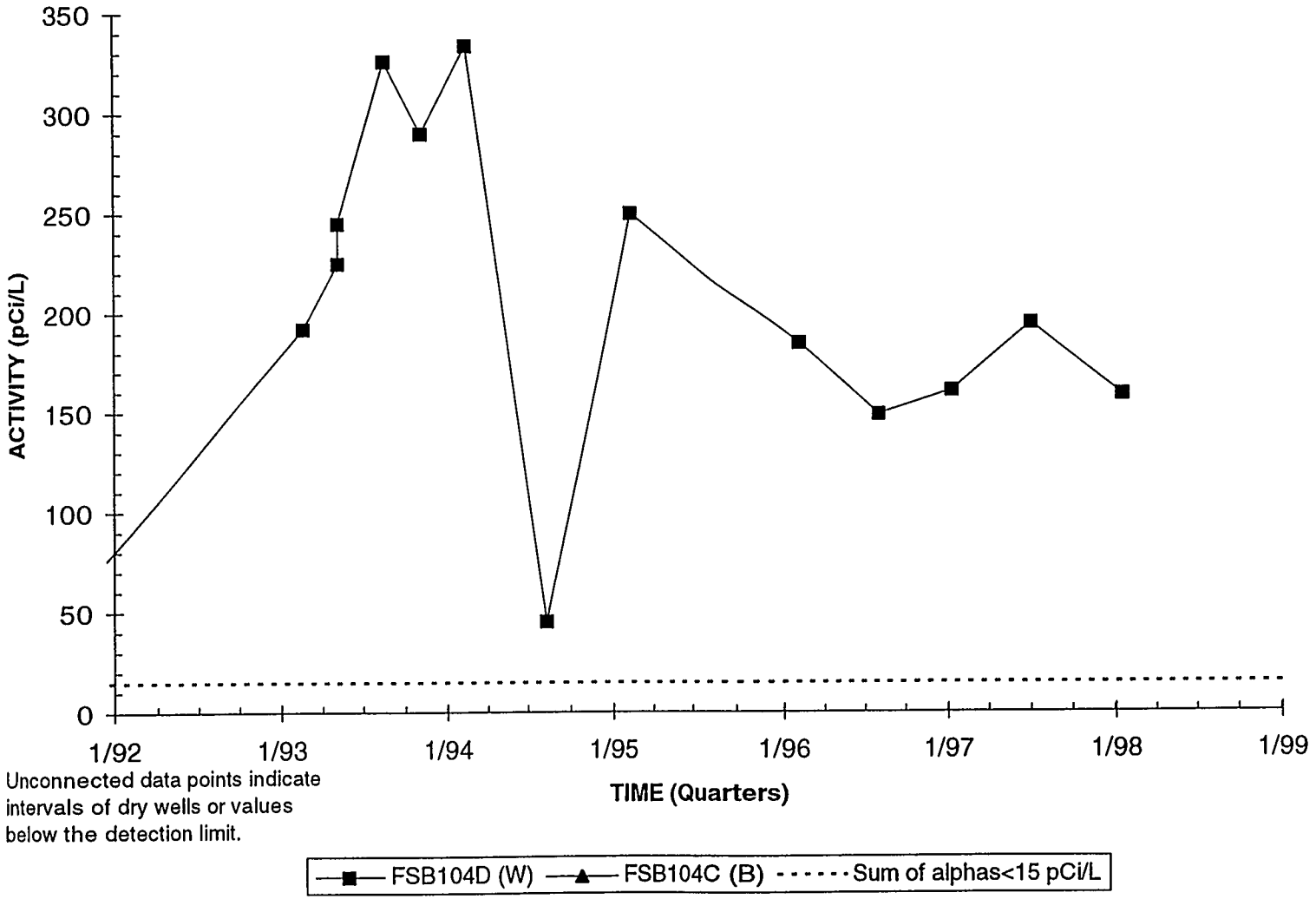


Unconnected data points indicate intervals of dry wells or values below the detection limit.

Note: W=Water Table (IIB2); B=Bamwell (IIB1); M=McBean (IIB1); UC=Upper Congaree (IIA); MC=Middle Congaree (IIA); LC=Lower Congaree (IIA)

# Uranium-233/234 Activities
# Well Cluster FSB107

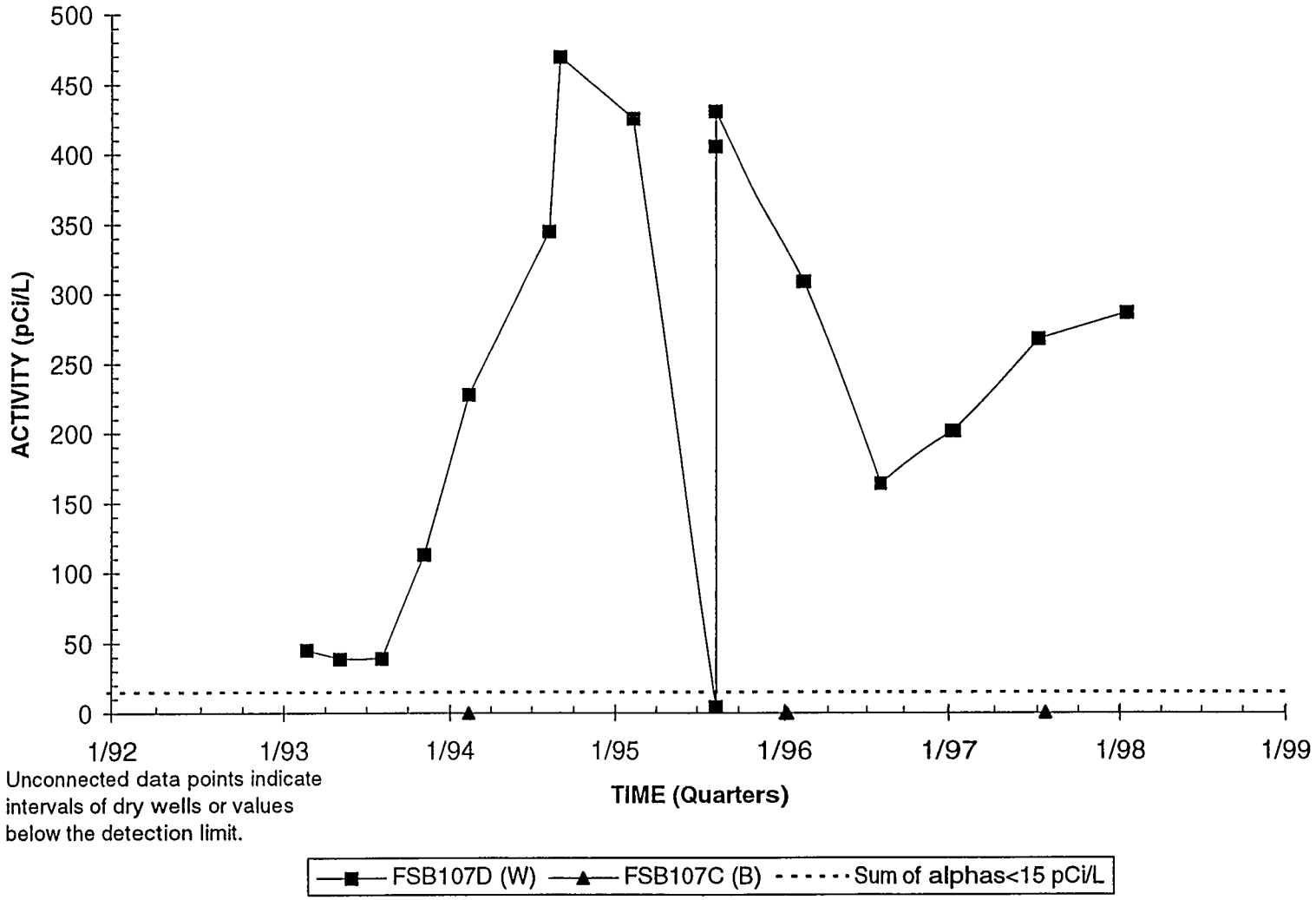


Unconnected data points indicate intervals of dry wells or values below the detection limit.

Note: W=Water Table (IIB2); B=Barnwell (IIB1); M=McBean (IIB1); UC=Upper Congaree (IIA); MC=Middle Congaree (IIA); LC=Lower Congaree (IIA)

# Uranium-238 Activities
# Well FSB 77

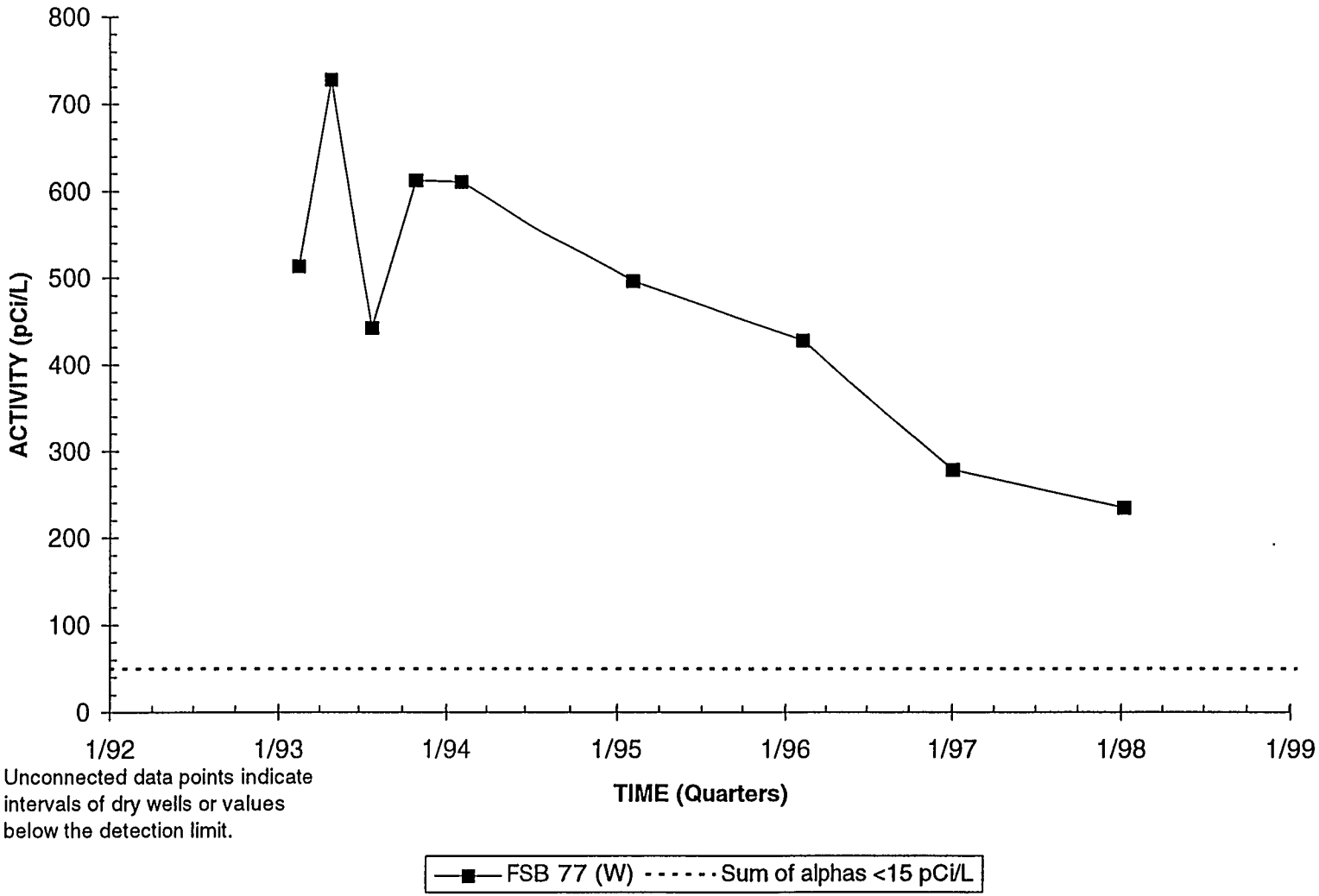


Unconnected data points indicate intervals of dry wells or values below the detection limit.

Note: W=Water Table (IIB2); B=Barnwell (IIB1); M=McBean (IIB1); UC=Upper Congaree (IIA); MC=Middle Congaree (IIA); LC=Lower Congaree (IIA)

# Uranium-238 Activities
# Well Cluster FSB 79

Unconnected data points indicate intervals of dry wells or values below the detection limit.

FSB 79 (W) — FSB 79C (B) - - - - - - Sum of alphas <15 pCi/L

Note: W=Water Table (IIB2); B=Barnwell (IIB1); M=McBean (IIB1), UC=Upper Congaree (IIA); MC=Middle Congaree (IIA); LC=Lower Congaree (IIA)

# Uranium-238 Activities
# Well Cluster FSB 88

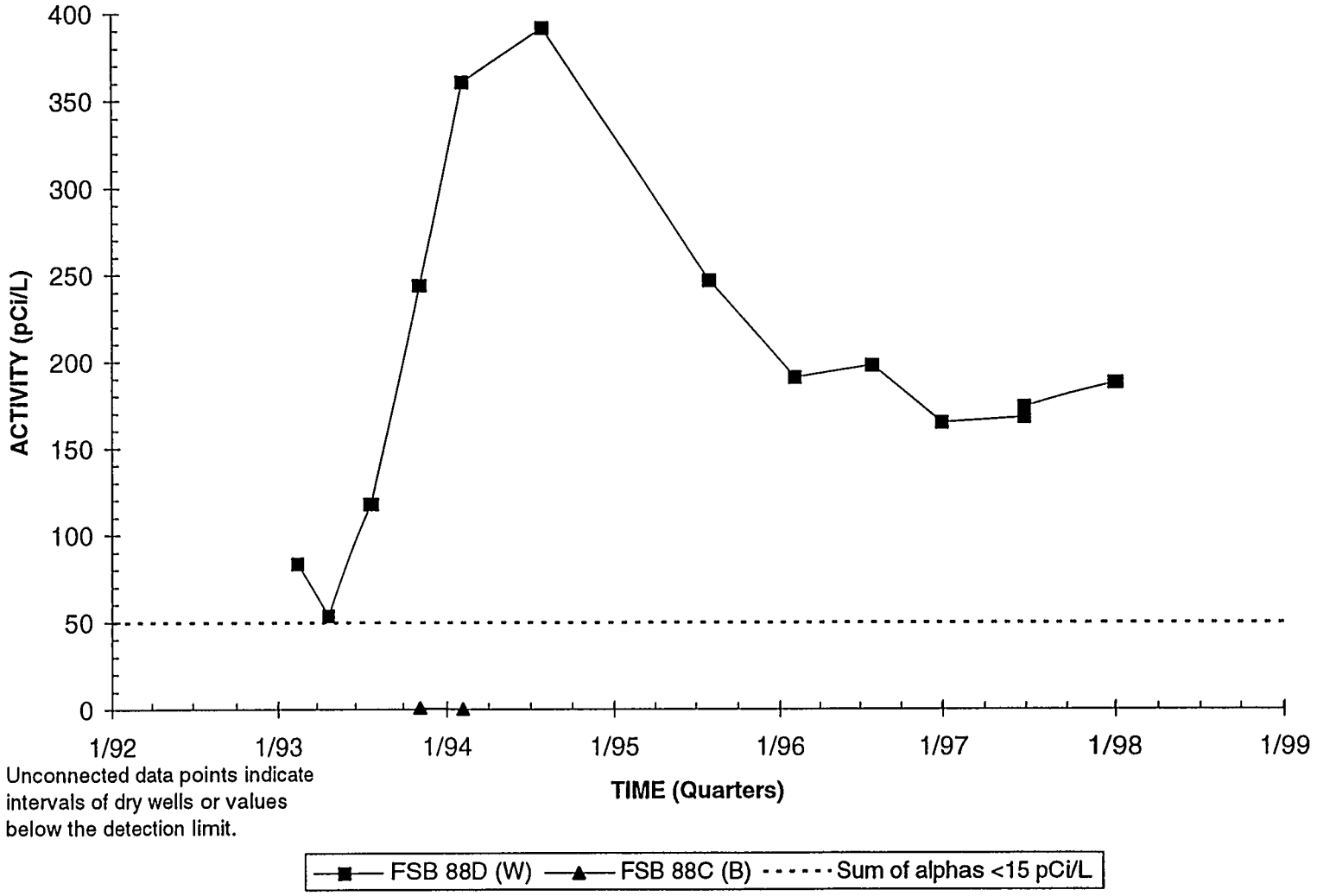


Unconnected data points indicate intervals of dry wells or values below the detection limit.

Note: W=Water Table (IIB2); B=Barnwell (IIB1); M=McBean (IIB1); UC=Upper Congaree (IIA); MC=Middle Congaree (IIA); LC=Lower Congaree (IIA)

# Uranium-238 Activities
# Well Cluster FSB 94

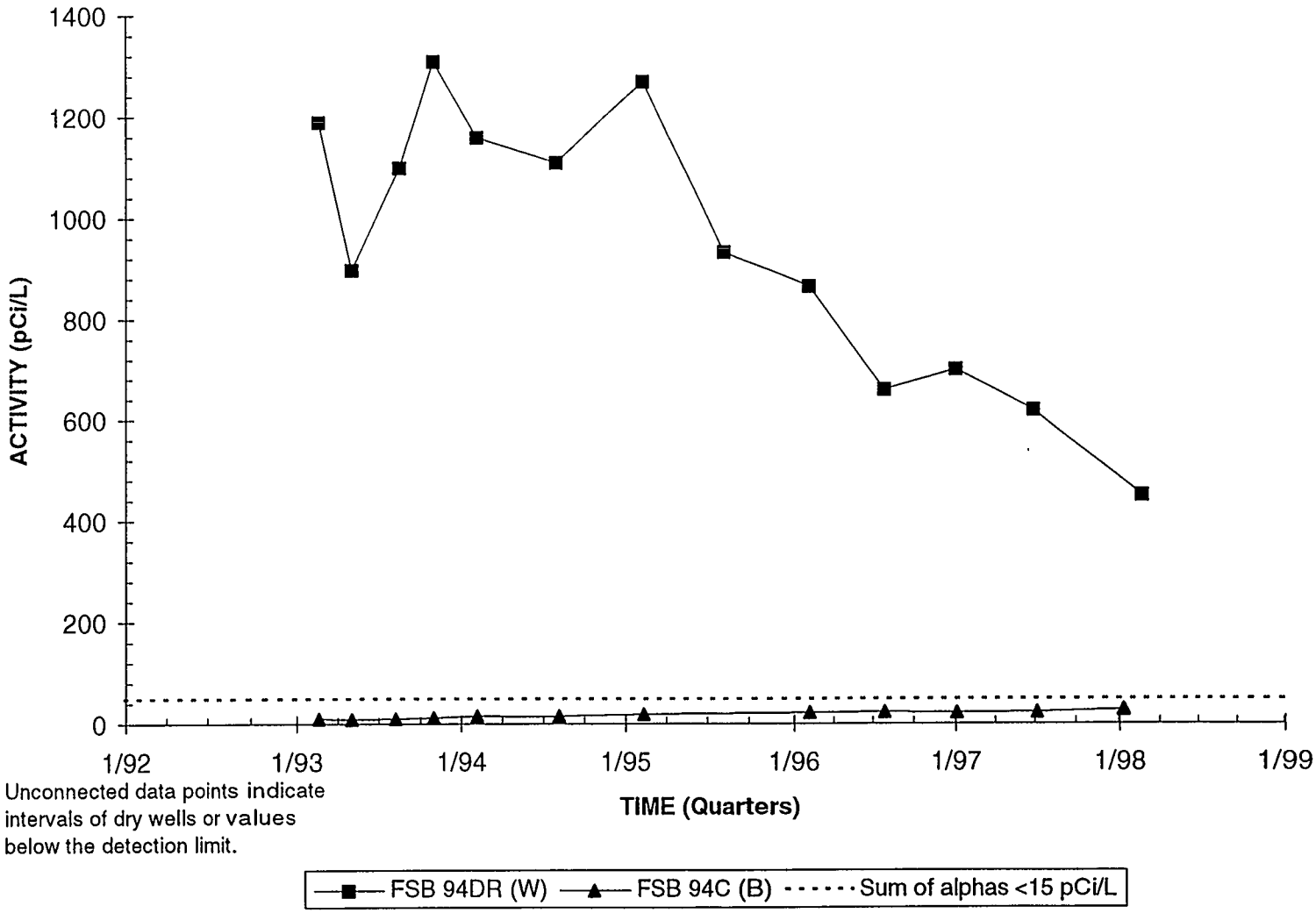


Unconnected data points indicate intervals of dry wells or values below the detection limit.

Note: W=Water Table (IIB2); B=Bamwell (IIB1); M=McBean (IIB1); UC=Upper Congaree (IIA); MC=Middle Congaree (IIA); LC=Lower Congaree (IIA)

# Uranium-238 Activities
# Well Cluster FSB 95

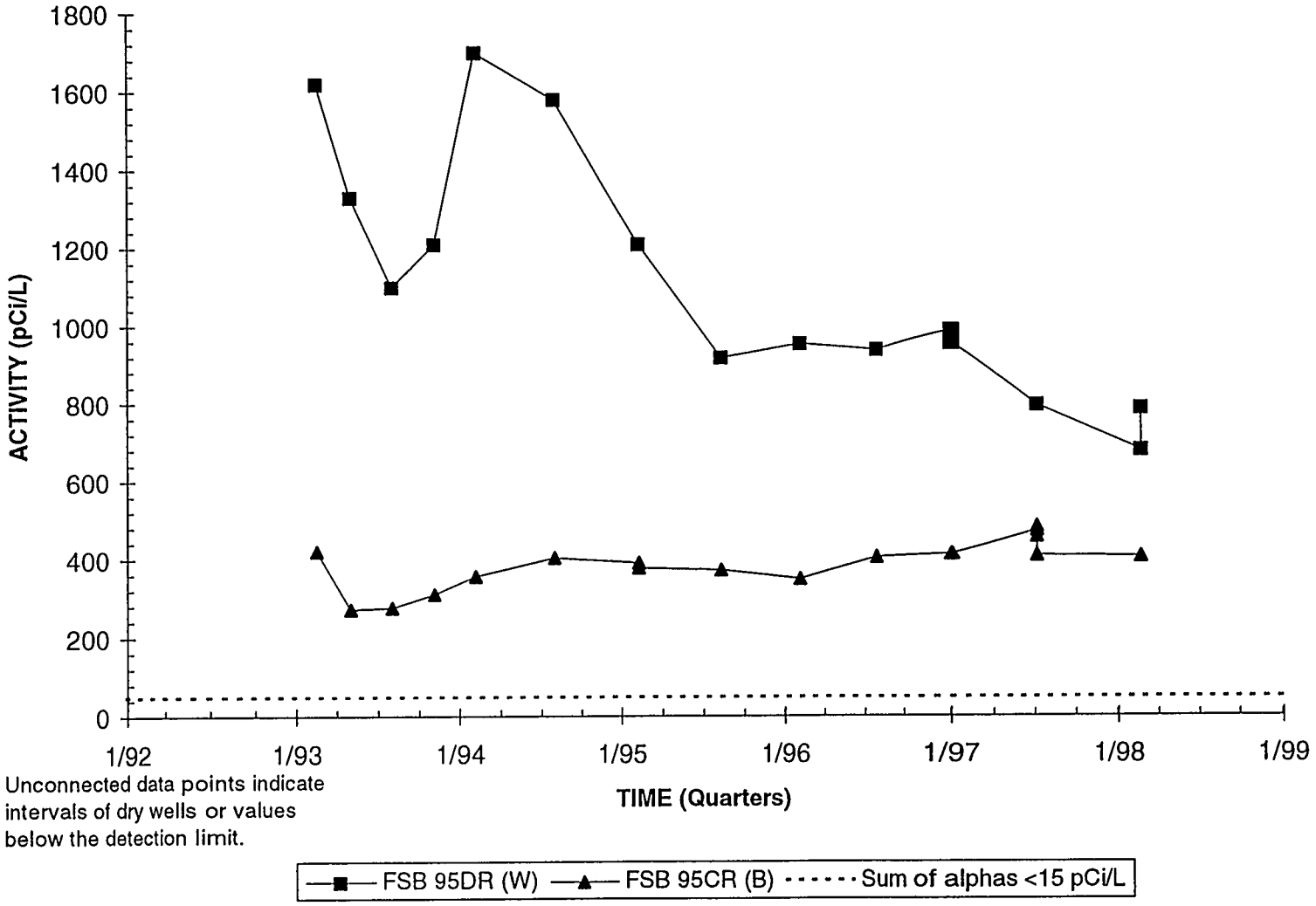


Unconnected data points indicate intervals of dry wells or values below the detection limit.

Note: W=Water Table (IIB2); B=Barnwell (IIB1); M=McBean (IIB1); UC=Upper Congaree (IIA); MC=Middle Congaree (IIA); LC=Lower Congaree (IIA)

# Uranium-238 Activities
# Well Cluster FSB 97

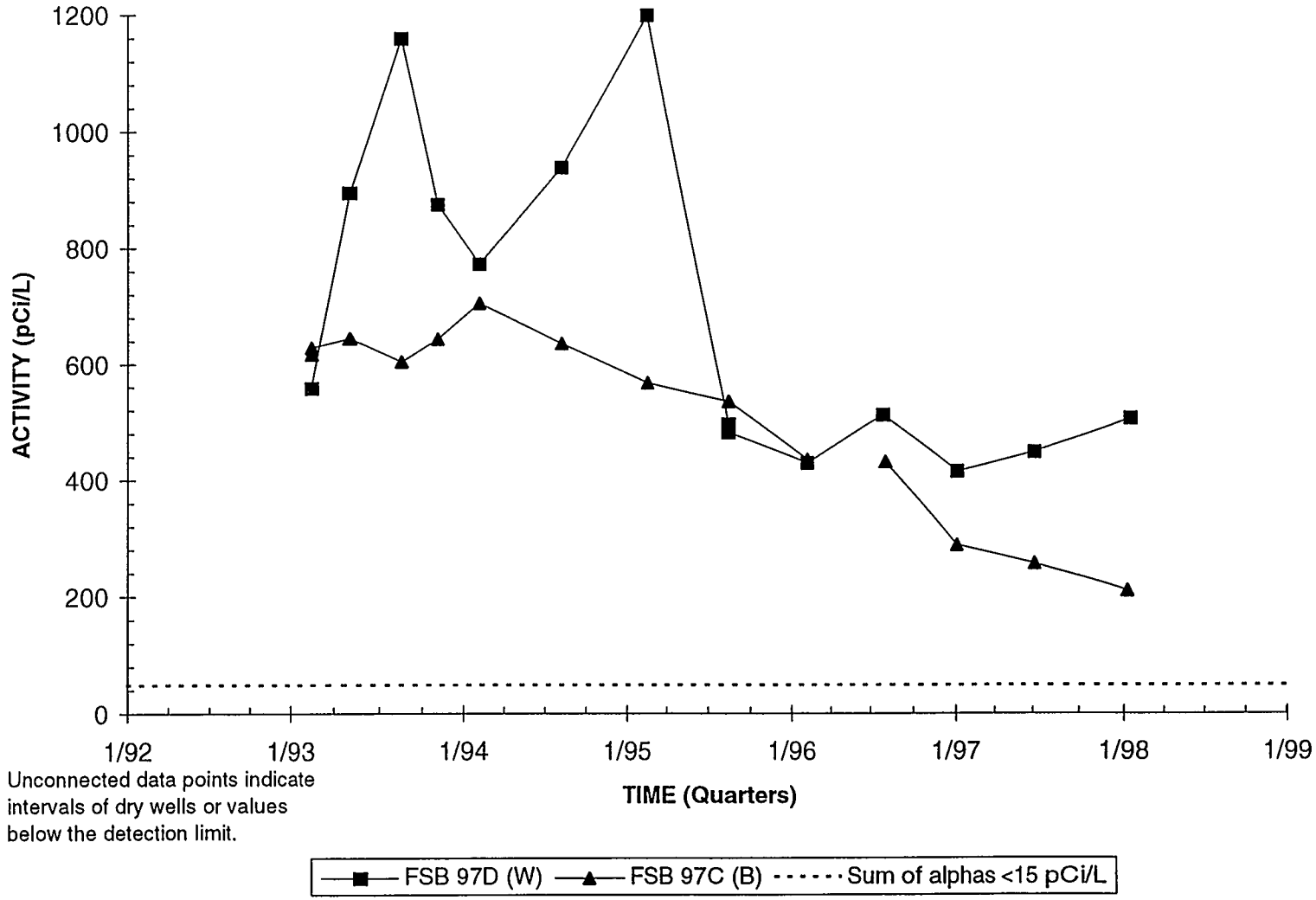


Unconnected data points indicate intervals of dry wells or values below the detection limit.

Note: W=Water Table (IIB2); B=Barnwell (IIB1); M=McBean (IIB1); UC=Upper Congaree (IIA); MC=Middle Congaree (IIA); LC=Lower Congaree (IIA)

# Uranium-238 Activities
# Well Cluster FSB 98

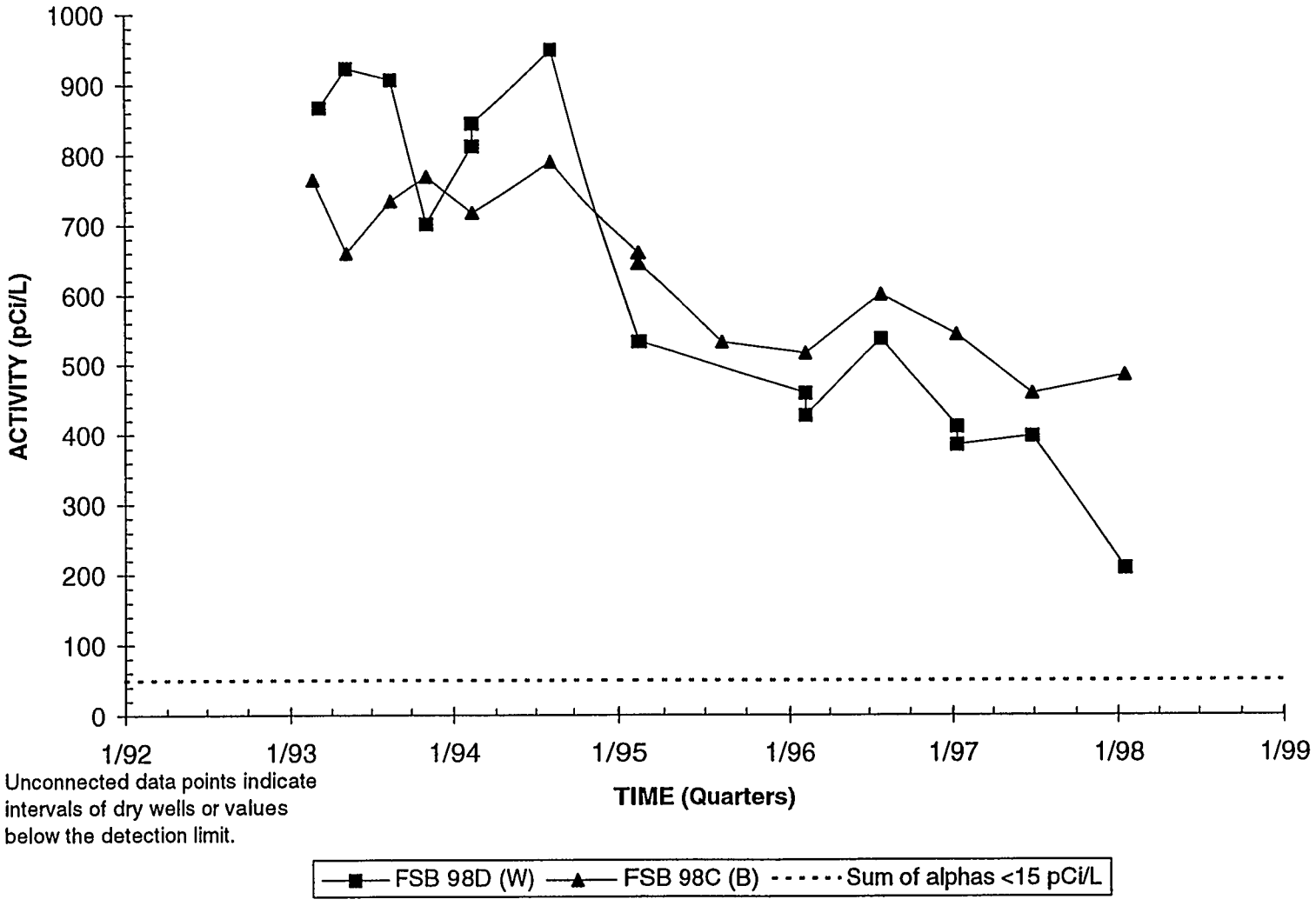


Unconnected data points indicate intervals of dry wells or values below the detection limit.

Note: W=Water Table (IIB2); B=Barnwell (IIB1); M=McBean (IIB1); UC=Upper Congaree (IIA); MC=Middle Congaree (IIA); LC=Lower Congaree (IIA)

# Uranium-238 Activities
# Well Cluster FSB104

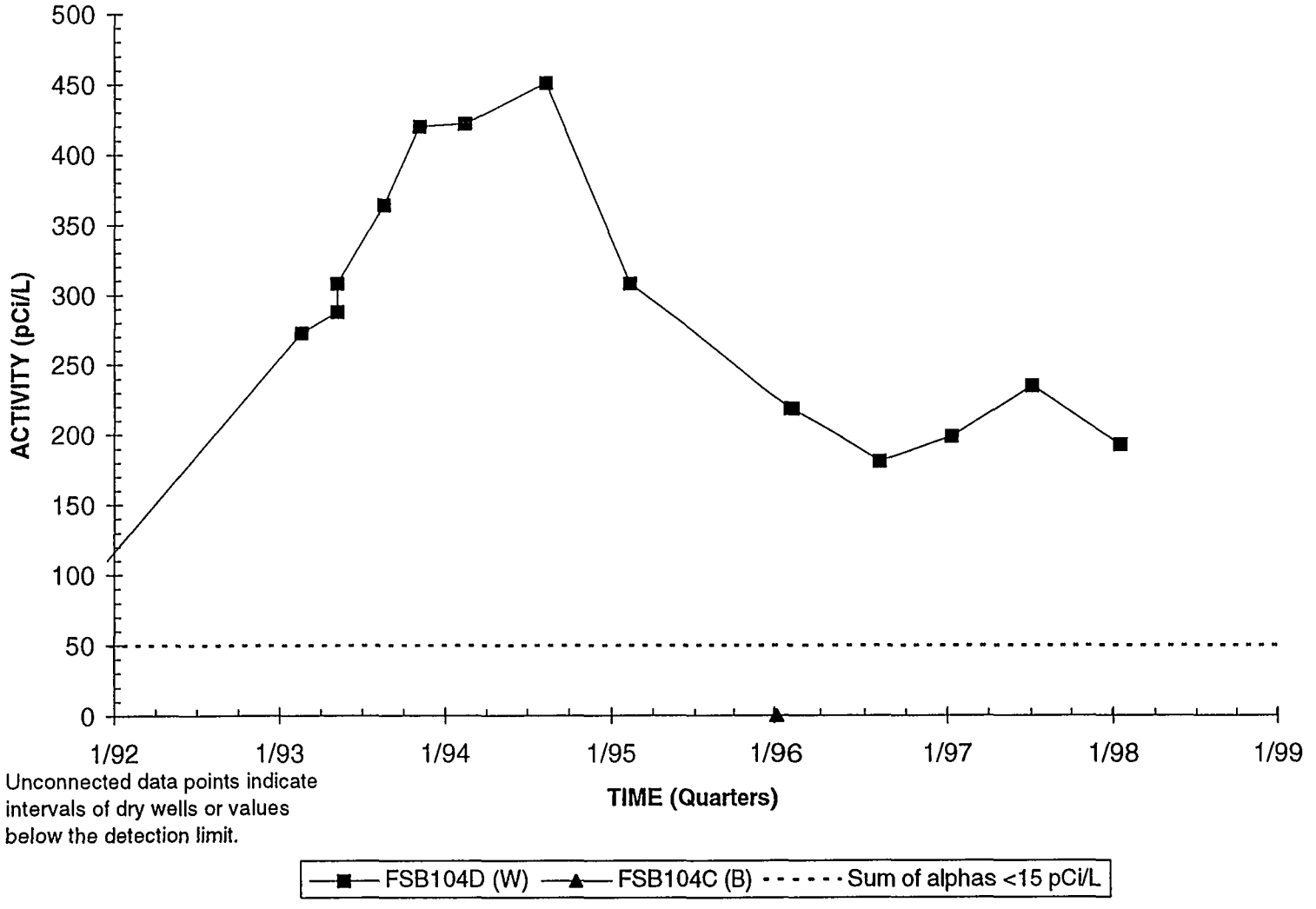


Unconnected data points indicate intervals of dry wells or values below the detection limit.

Note: W=Water Table (IIB2); B=Barnwell (IIB1); M=McBean (IIB1); UC=Upper Congaree (IIA); MC=Middle Congaree (IIA); LC=Lower Congaree (IIA)

# Uranium-238 Activities
# Well Cluster FSB107

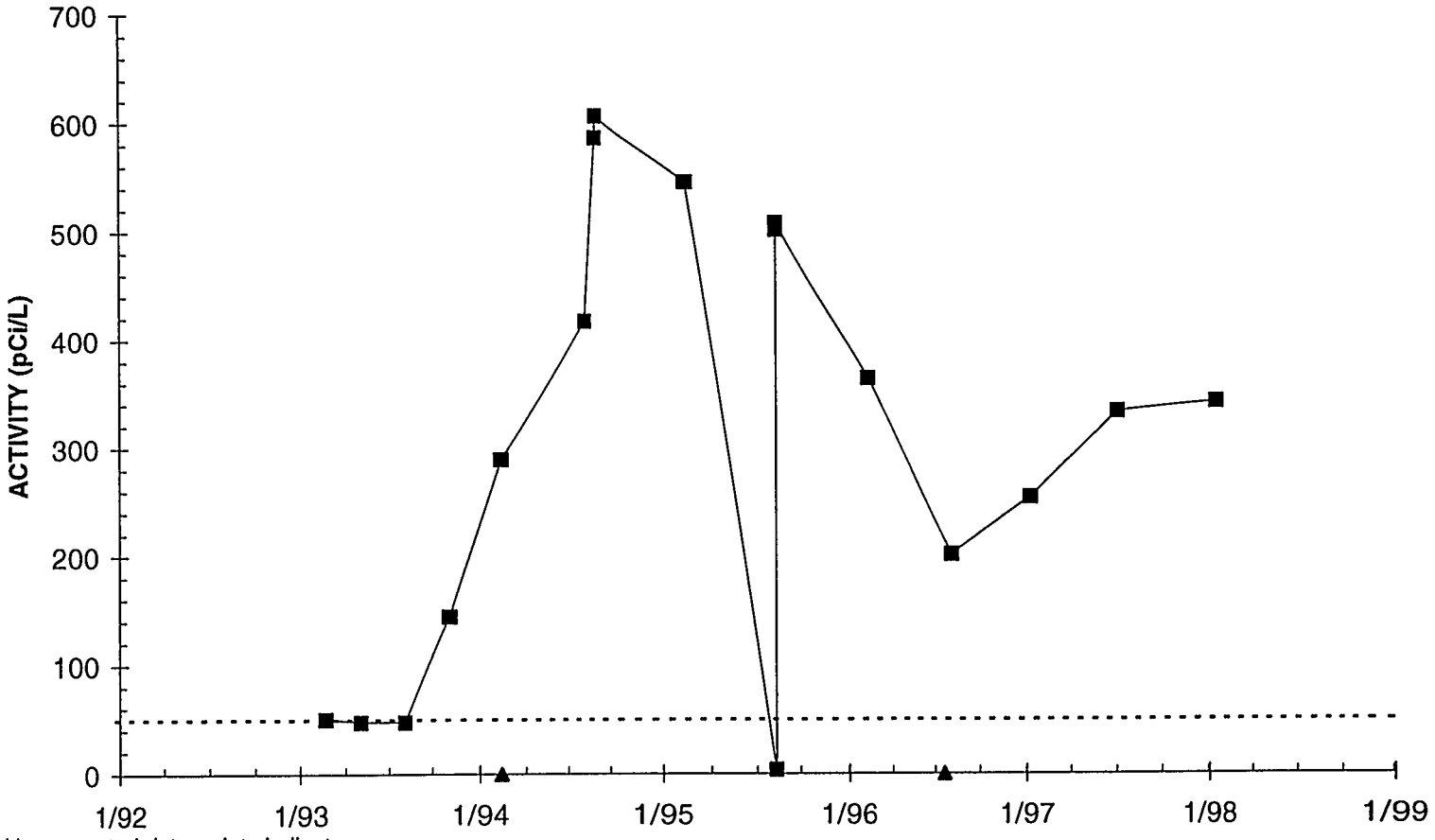


Unconnected data points indicate intervals of dry wells or values below the detection limit.

FSB107D (W) — FSB107C (B) ------ Sum of alphas <15 pCi/L

Note: W=Water Table (IIB2); B=Barnwell (IIB1); M=McBean (IIB1); UC=Upper Congaree (IIA); MC=Middle Congaree (IIA); LC=Lower Congaree (IIA)

# Strontium-90 Activities
# Well Cluster FSB 78

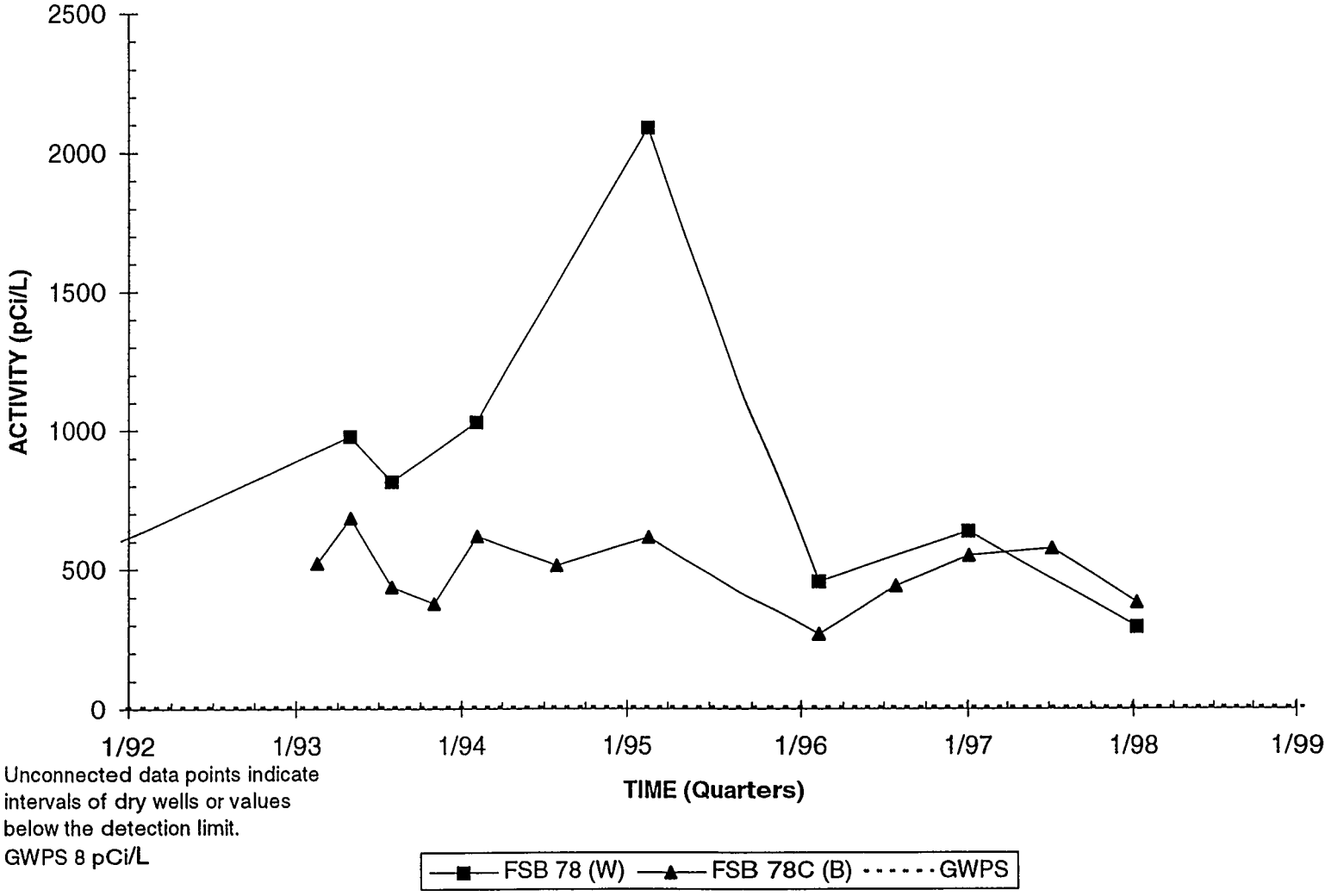


Unconnected data points indicate intervals of dry wells or values below the detection limit.
GWPS 8 pCi/L

Note: W=Water Table (IIB2); B=Barnwell (IIB1); M=McBean (IIB1); UC=Upper Congaree (IIA); MC=Middle Congaree (IIA); LC=Lower Congaree (IIA)

# Strontium-90 Activities
# Well Cluster FSB 90

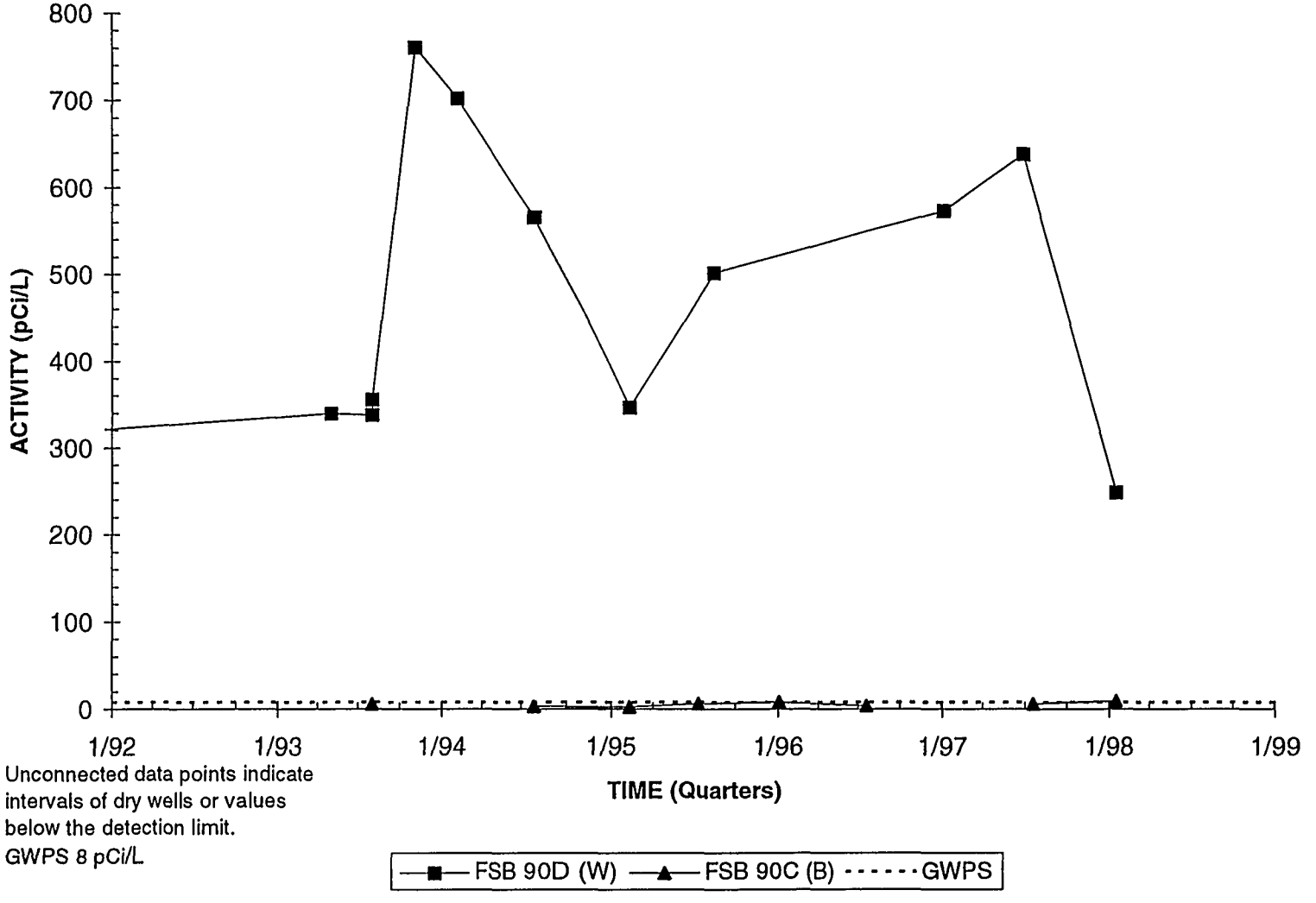


Unconnected data points indicate intervals of dry wells or values below the detection limit.
GWPS 8 pCi/L

Note: W=Water Table (IIB2); B=Barnwell (IIB1); M=McBean (IIB1); UC=Upper Congaree (IIA); MC=Middle Congaree (IIA); LC=Lower Congaree (IIA)

# Strontium-90 Activities
# Well Cluster FSB 92

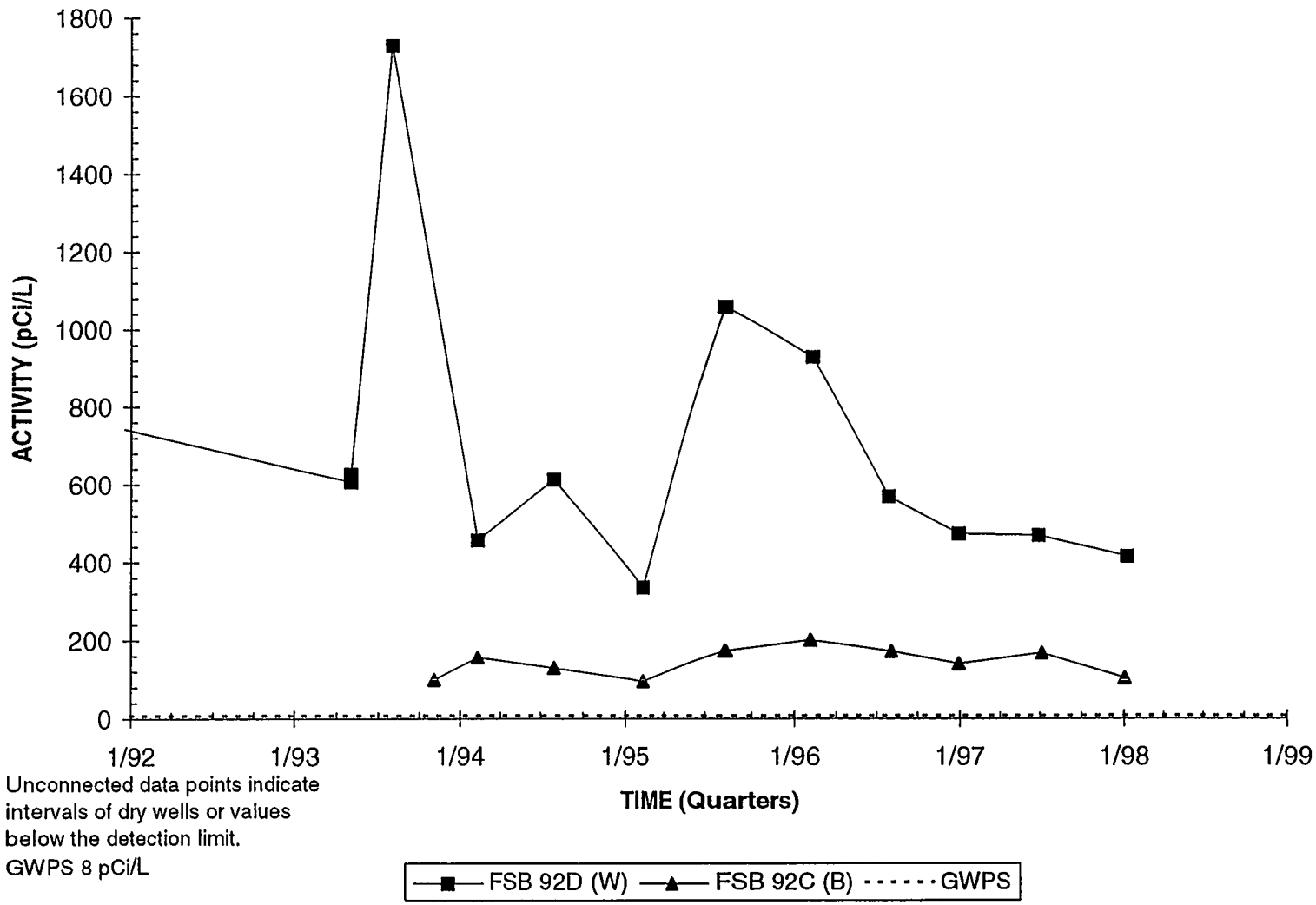


Unconnected data points indicate intervals of dry wells or values below the detection limit.
GWPS 8 pCi/L

Note: W=Water Table (IIB2); B=Barnwell (IIB1); M=McBean (IIB1); UC=Upper Congaree (IIA); MC=Middle Congaree (IIA); LC=Lower Congaree (IIA)

# Strontium-90 Activities
# Well Cluster FSB 94

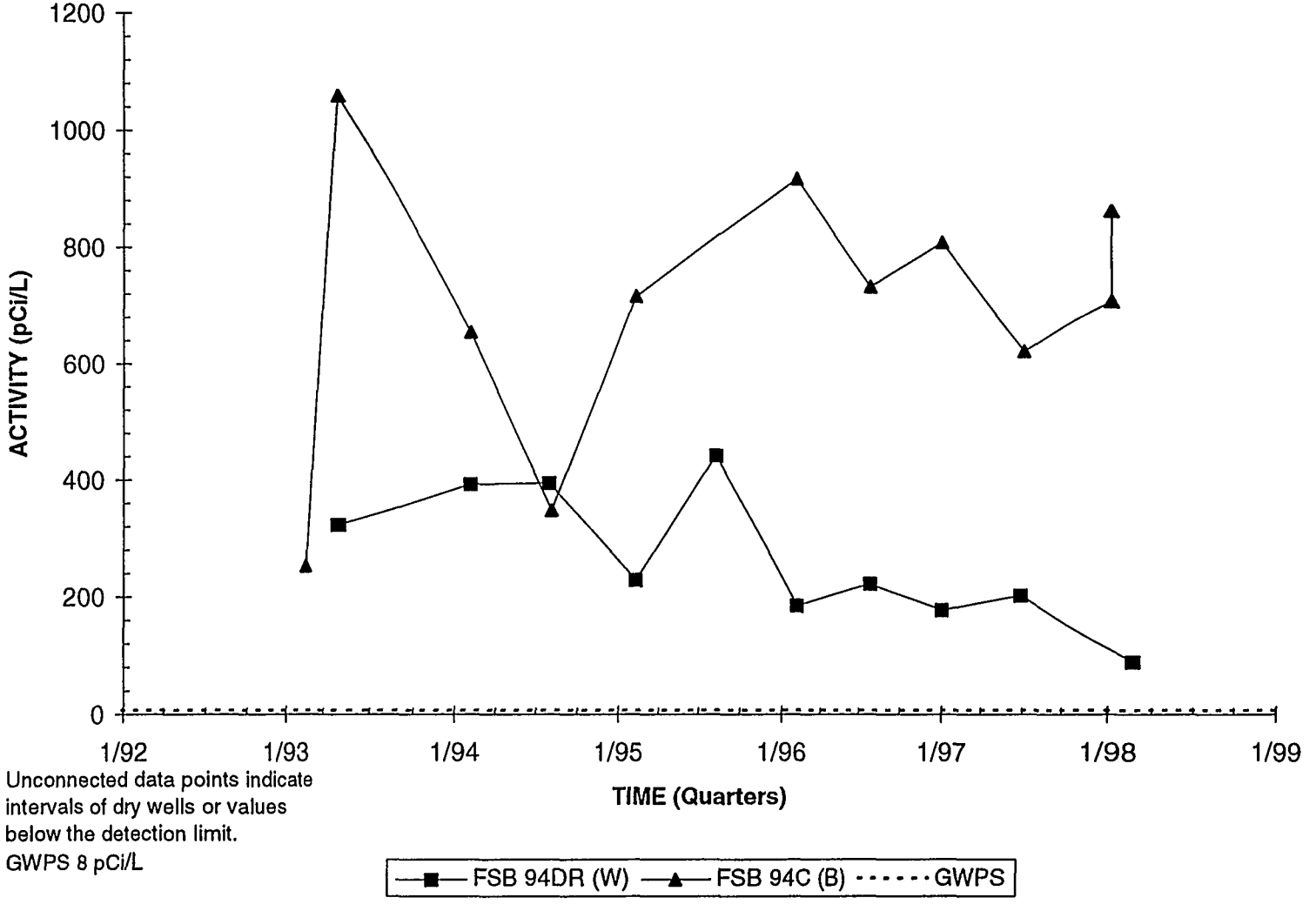


Unconnected data points indicate intervals of dry wells or values below the detection limit.
GWPS 8 pCi/L

Note: W=Water Table (IIB2); B=Barnwell (IIB1); M=McBean (IIB1); UC=Upper Congaree (IIA); MC=Middle Congaree (IIA); LC=Lower Congaree (IIA)

# Strontium-90 Activities
# Well Cluster FSB 95

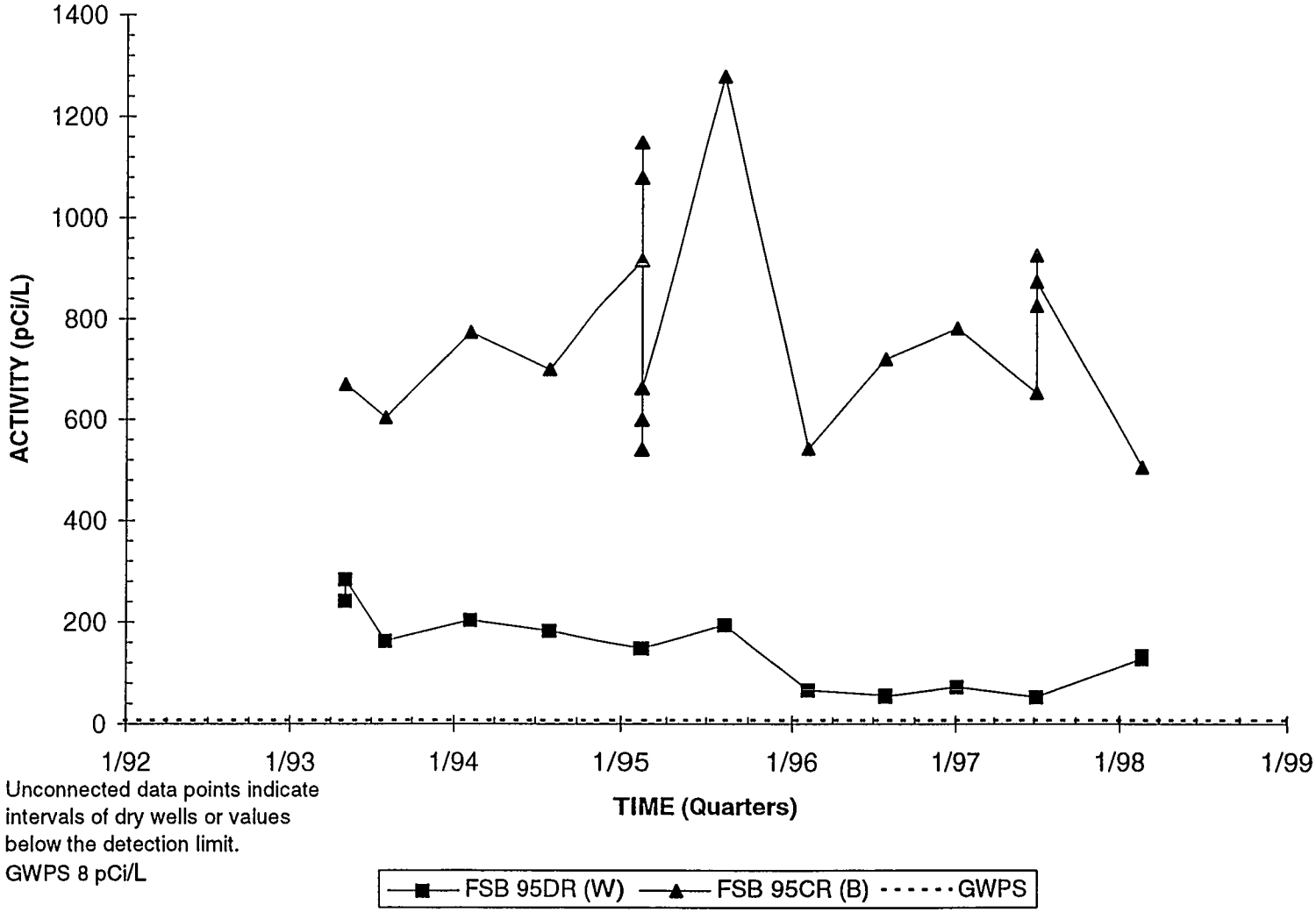


Unconnected data points indicate intervals of dry wells or values below the detection limit.
GWPS 8 pCi/L

Note: W=Water Table (IIB2); B=Barnwell (IIB1); M=McBean (IIB1); UC=Upper Congaree (IIA); MC=Middle Congaree (IIA); LC=Lower Congaree (IIA)

# Strontium-90 Activities
# Well Cluster FSB 97

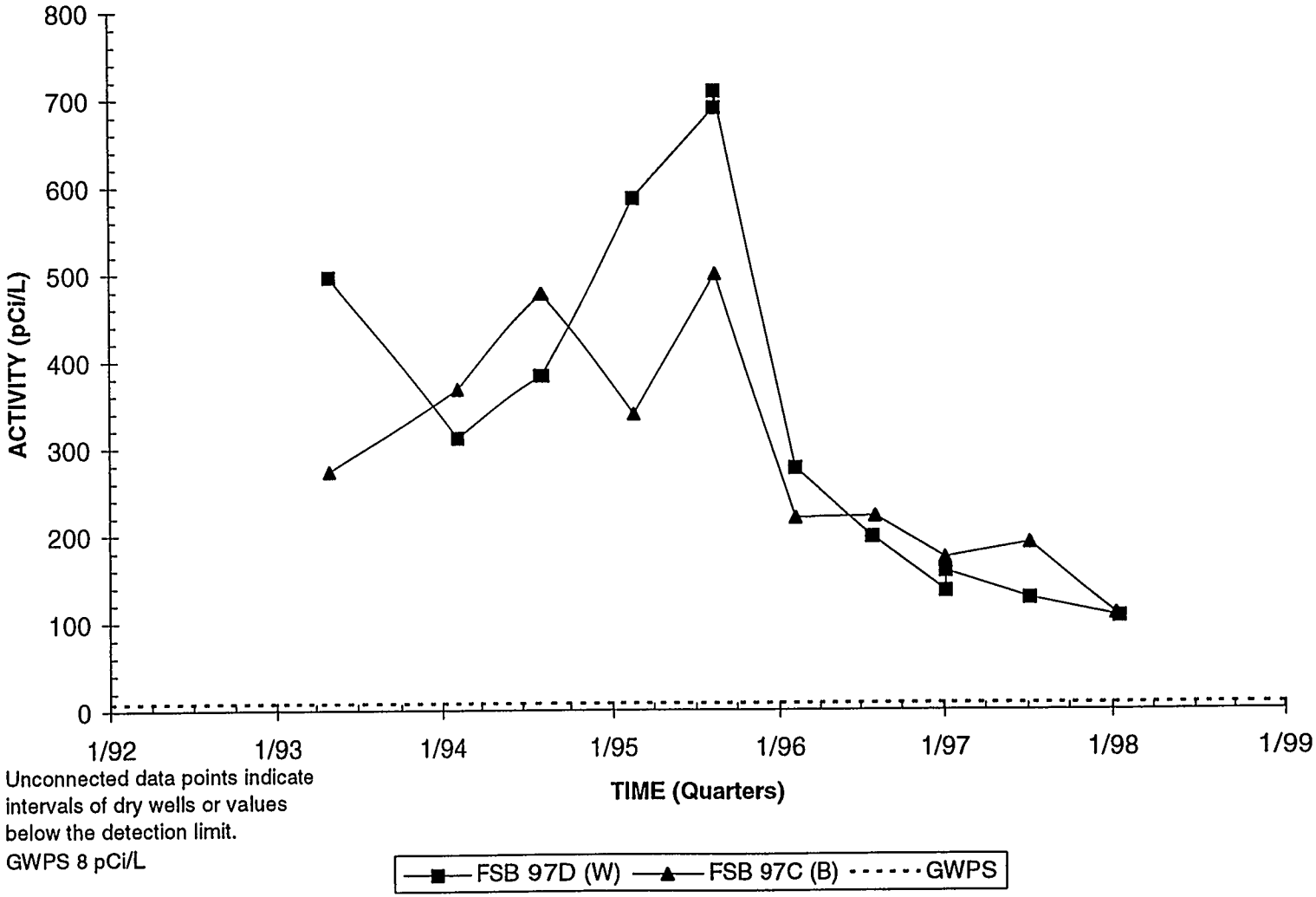


Unconnected data points indicate intervals of dry wells or values below the detection limit.
GWPS 8 pCi/L

Note: W=Water Table (IIB2); B=Barnwell (IIB1); M=McBean (IIB1); UC=Upper Congaree (IIA); MC=Middle Congaree (IIA); LC=Lower Congaree (IIA)

# Strontium-90 Activities
# Well Cluster FSB 98

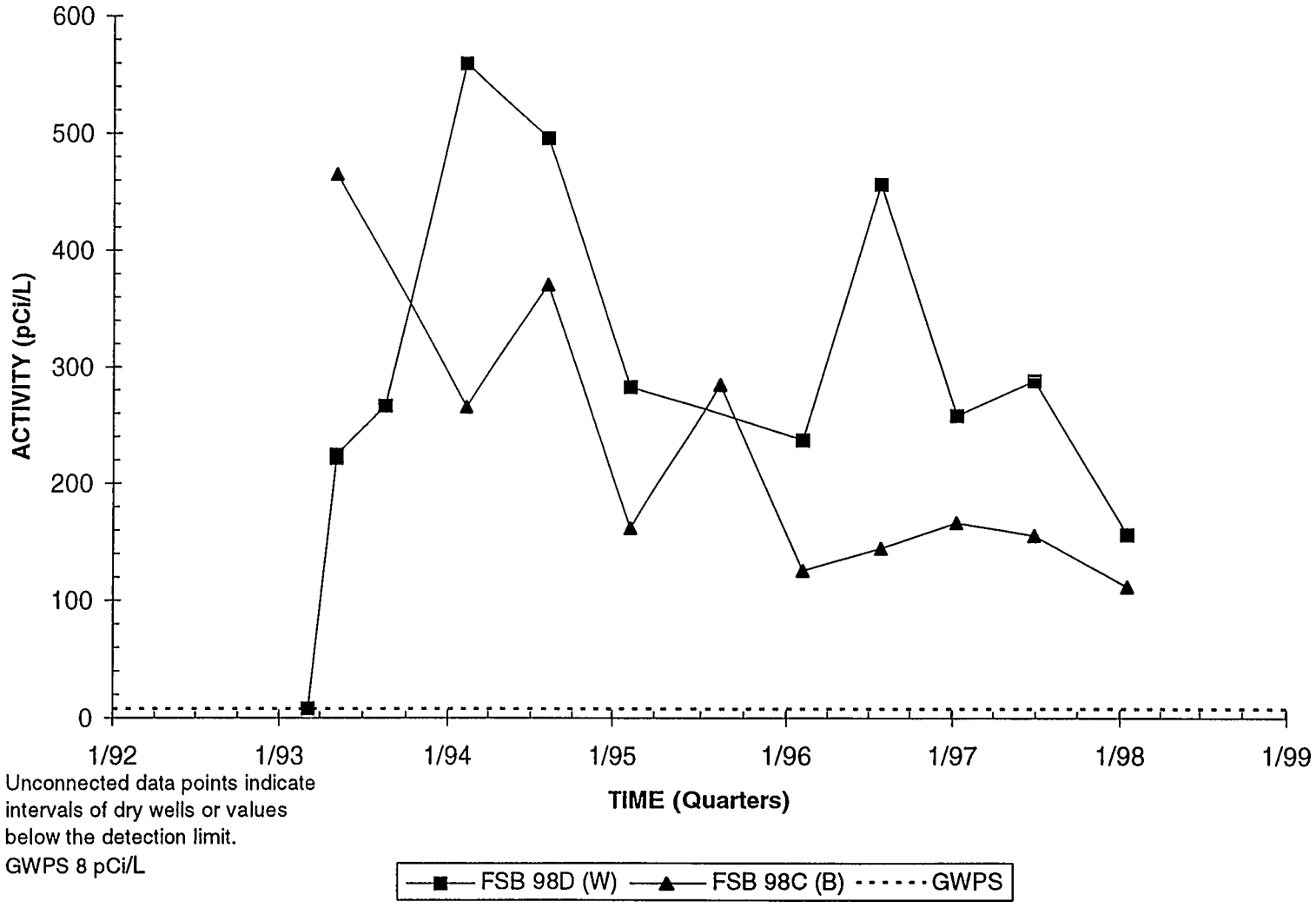


Unconnected data points indicate intervals of dry wells or values below the detection limit.
GWPS 8 pCi/L

Note: W=Water Table (IIB2); B=Barnwell (IIB1); M=McBean (IIB1); UC=Upper Congaree (IIA); MC=Middle Congaree (IIA); LC=Lower Congaree (IIA)

# Strontium-90 Activities
# Well FSB102C

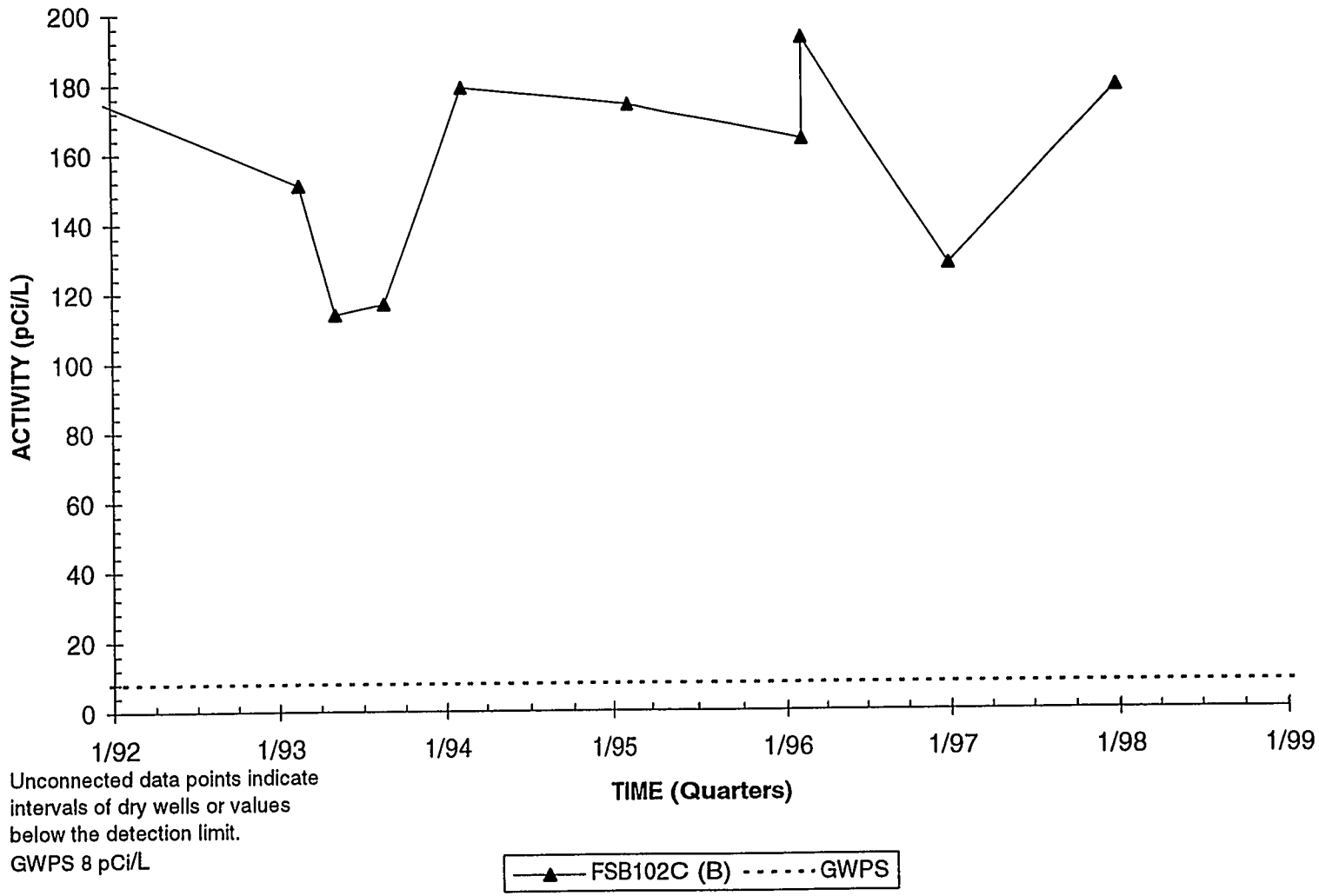


Unconnected data points indicate intervals of dry wells or values below the detection limit.
GWPS 8 pCi/L

Note: W=Water Table (IIB2); B=Barnwell (IIB1); M=McBean (IIB1); UC=Upper Congaree (IIA); MC=Middle Congaree (IIA); LC=Lower Congaree (IIA)

# Strontium-90 Activities
# Well Cluster FSB110

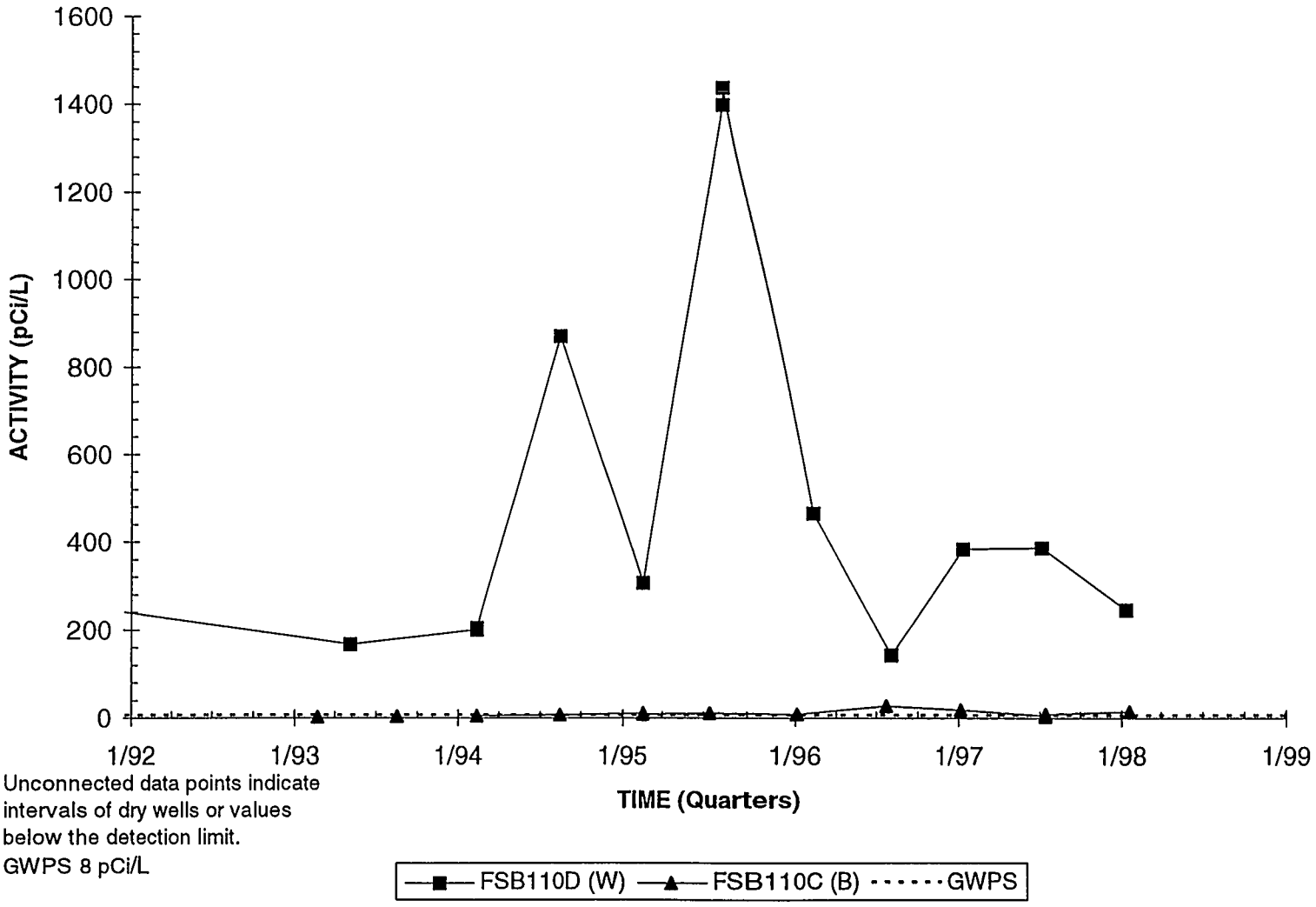


Unconnected data points indicate intervals of dry wells or values below the detection limit.
GWPS 8 pCi/L

Note: W=Water Table (IIB2); B=Barnwell (IIB1); M=McBean (IIB1); UC=Upper Congaree (IIA); MC=Middle Congaree (IIA); LC=Lower Congaree (IIA)

# Strontium-90 Activities
# Well Cluster FSB112

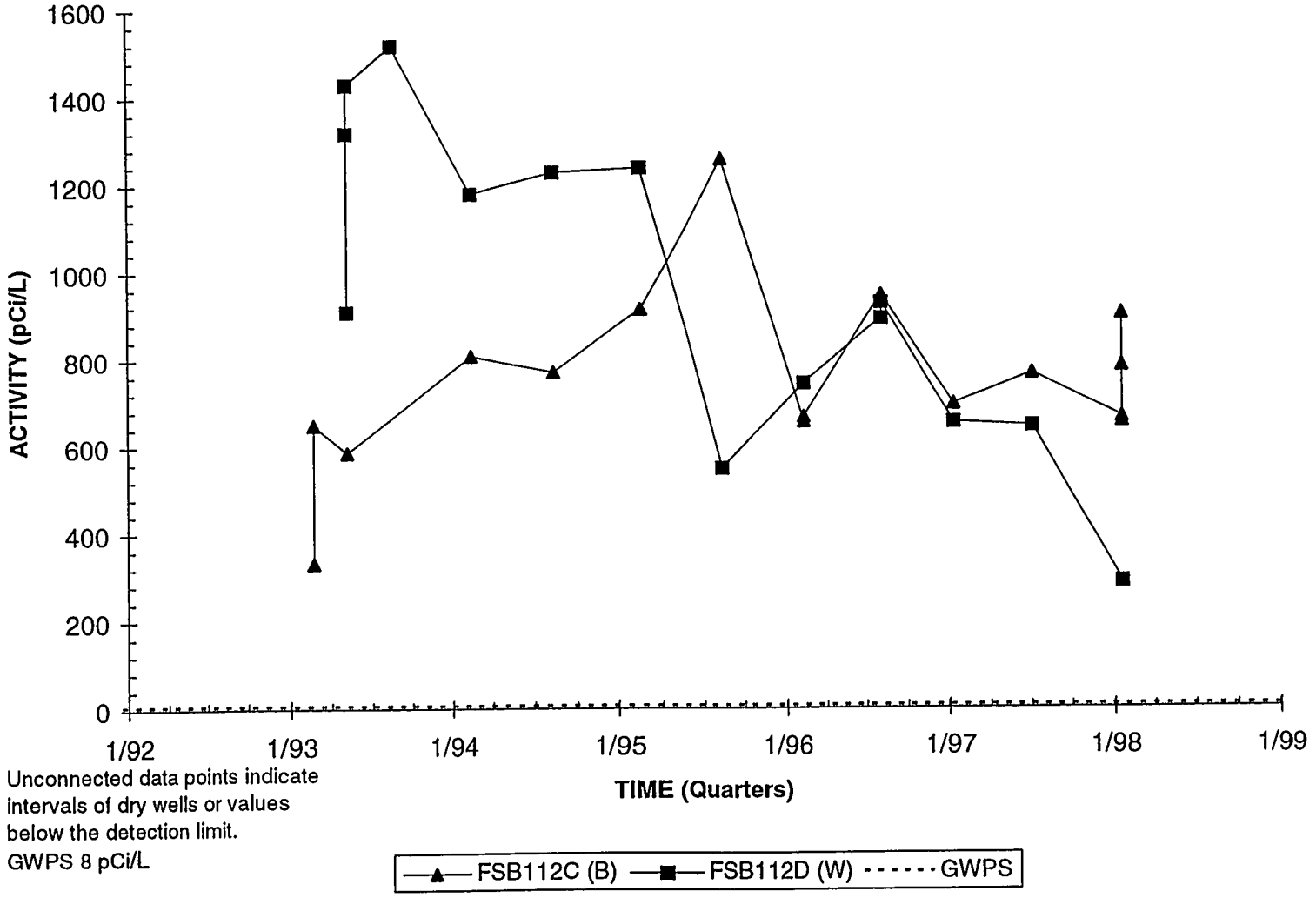


Unconnected data points indicate intervals of dry wells or values below the detection limit.
GWPS 8 pCi/L

Note: W=Water Table (IIB2); B=Barnwell (IIB1); M=McBean (IIB1); UC=Upper Congaree (IIA); MC=Middle Congaree (IIA); LC=Lower Congaree (IIA)

# Technetium-99 Activities
# Well Cluster FSB 78

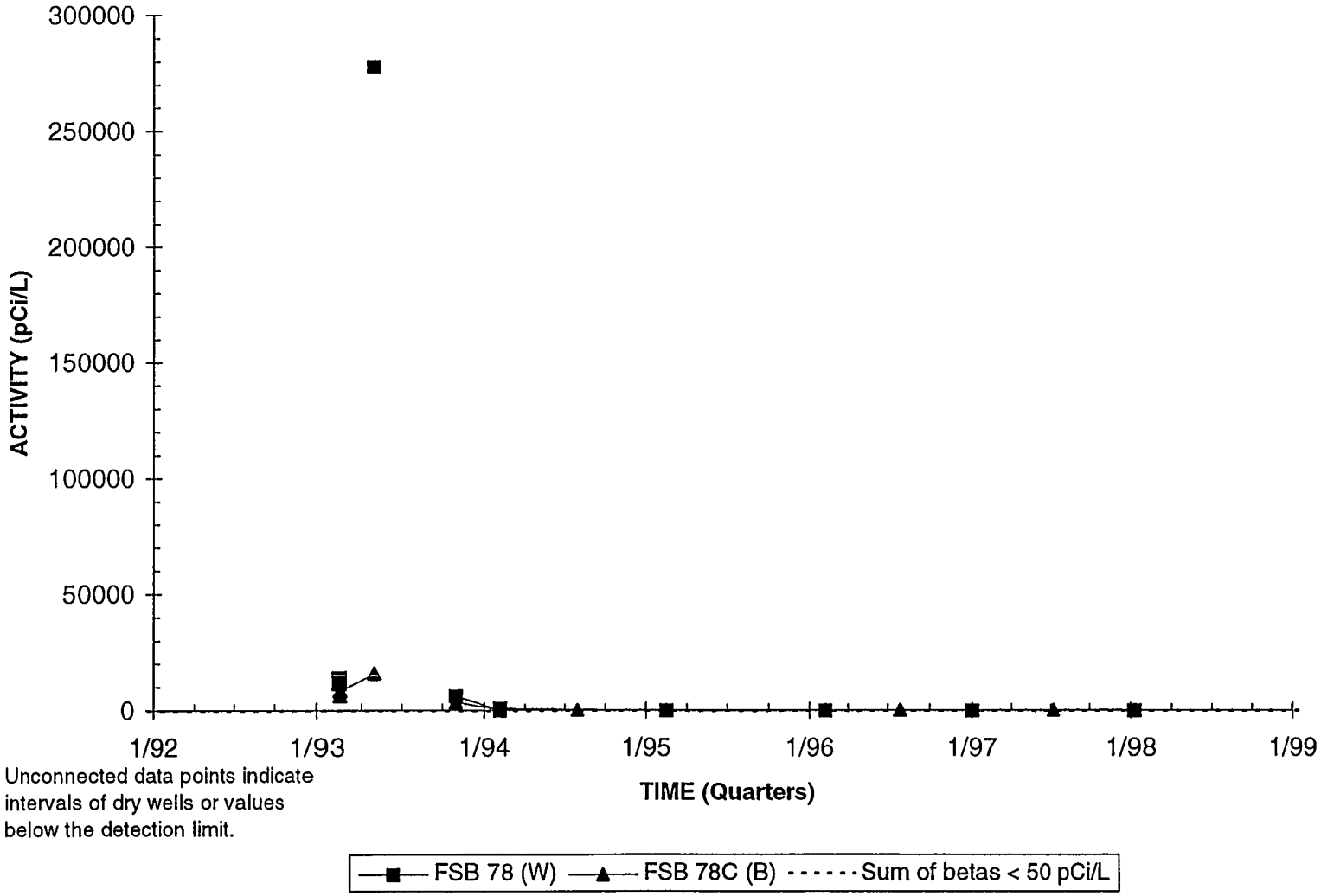


Unconnected data points indicate intervals of dry wells or values below the detection limit.

Note: W=Water Table (IIB2); B=Bamwell (IIB1); M=McBean (IIB1); UC=Upper Congaree (IIA); MC=Middle Congaree (IIA); LC=Lower Congaree (IIA)

# Technetium-99 Activities
# Well Cluster FSB 90

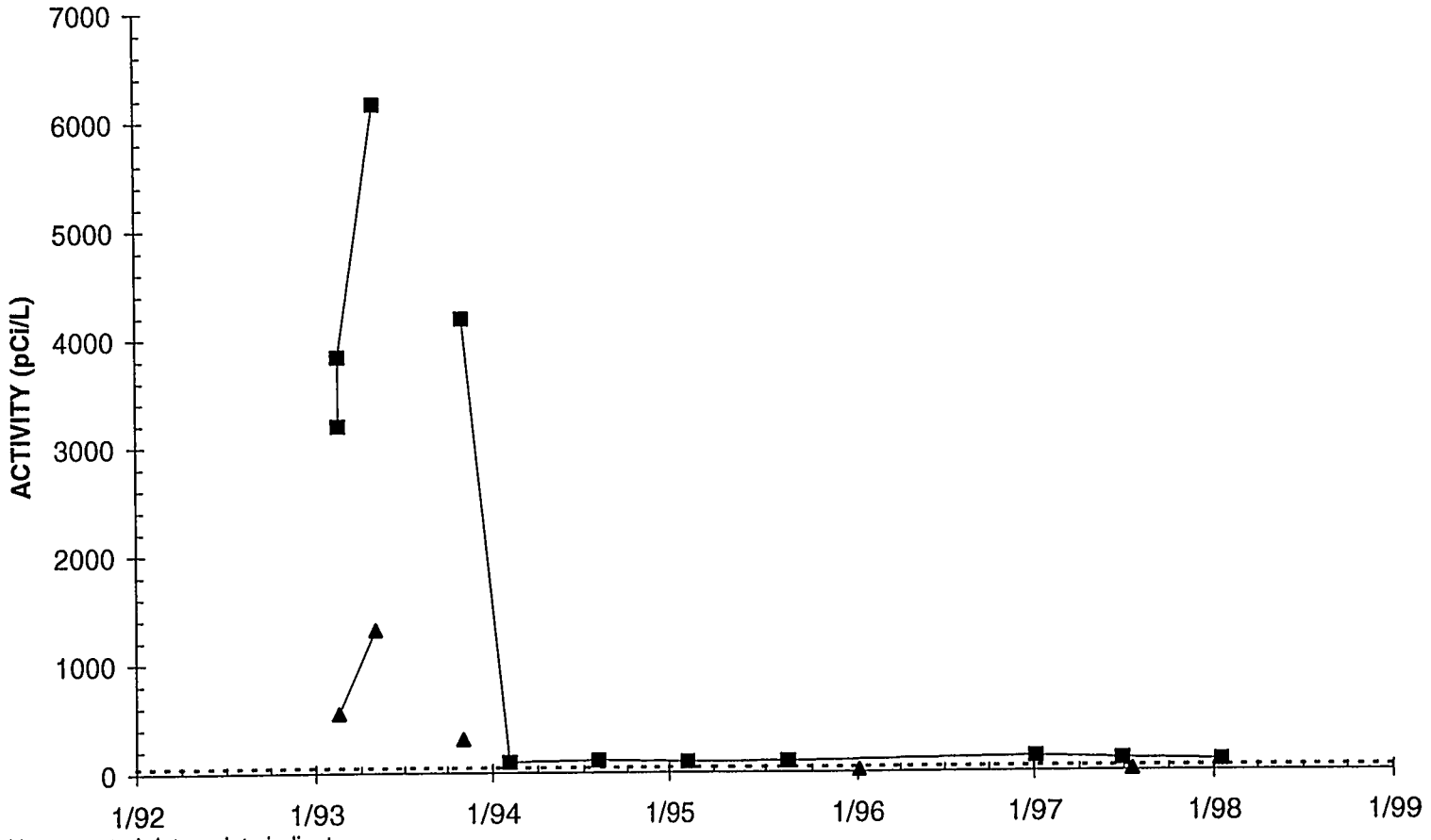


Unconnected data points indicate intervals of dry wells or values below the detection limit.

FSB 90D (W) — FSB 90C (B) - - - - - - Sum of betas < 50 pCi/L

Note: W=Water Table (IIB2); B=Barnwell (IIB1); M=McBean (IIB1); UC=Upper Congaree (IIA); MC=Middle Congaree (IIA); LC=Lower Congaree (IIA)

# Technetium-99 Activities
# Well Cluster FSB 92

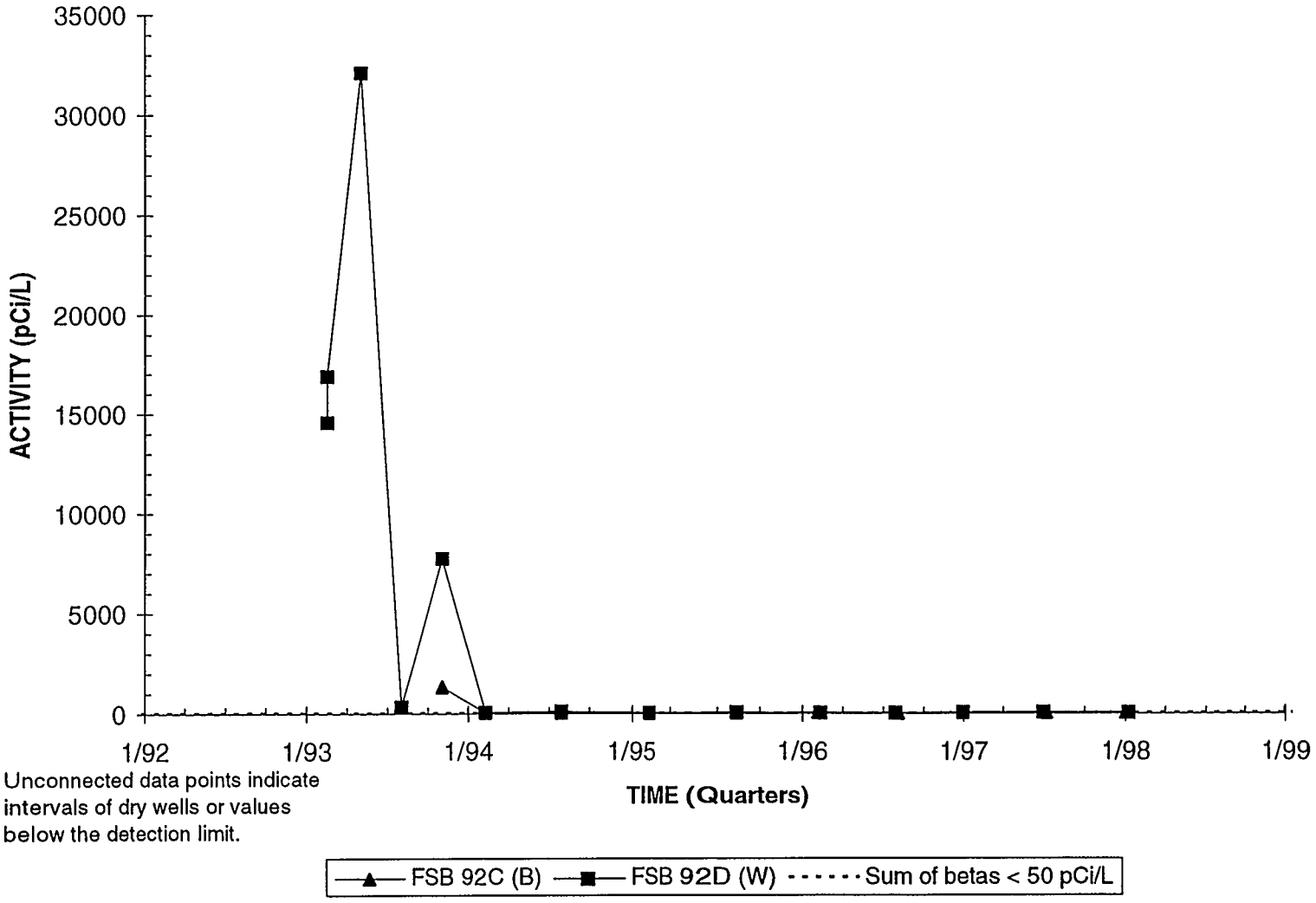


Unconnected data points indicate intervals of dry wells or values below the detection limit.

Note: W=Water Table (IIB2); B=Barnwell (IIB1); M=McBean (IIB1); UC=Upper Congaree (IIA); MC=Middle Congaree (IIA); LC=Lower Congaree (IIA)

# Technetium-99 Activities
# Well Cluster FSB 94

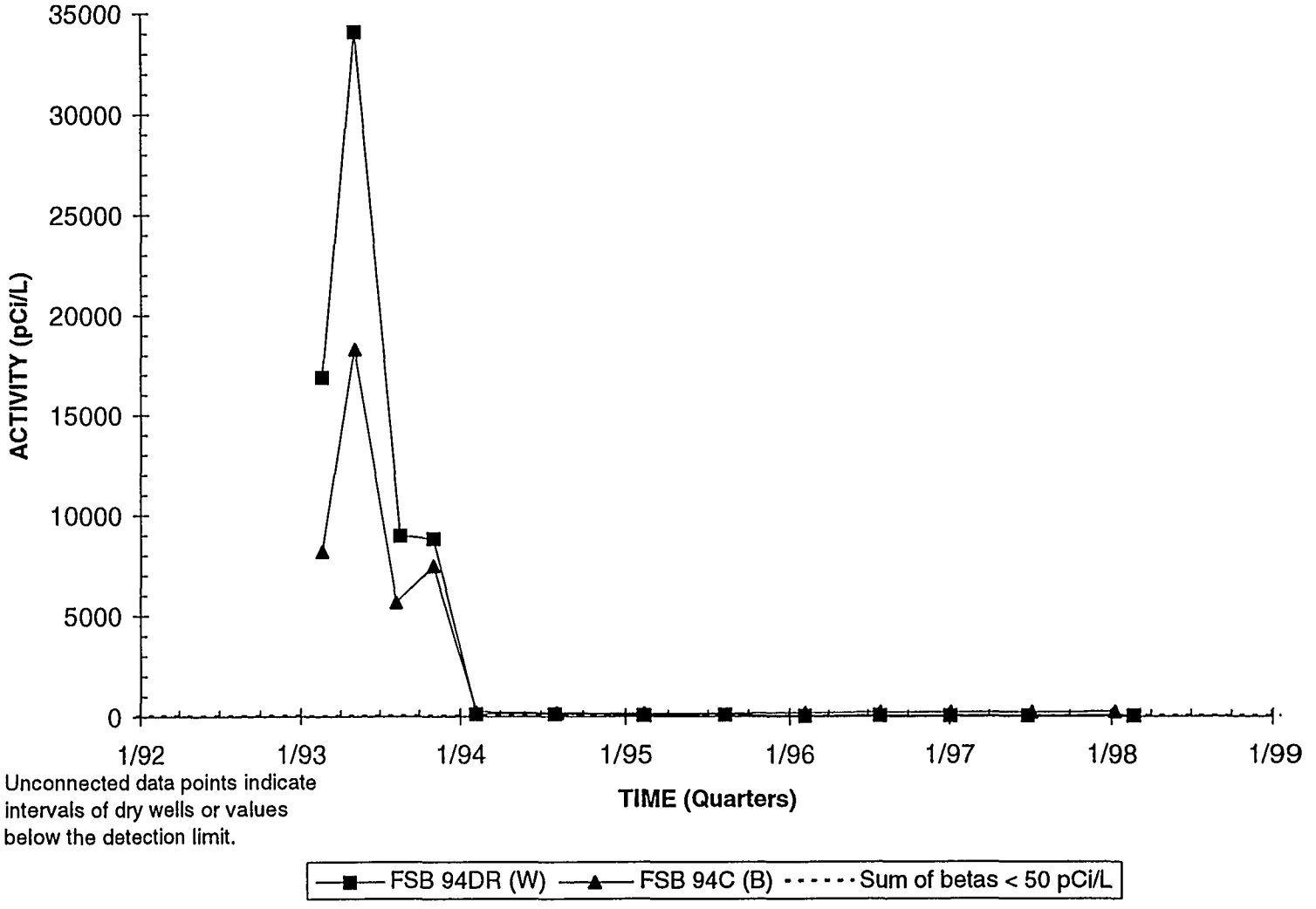


Unconnected data points indicate intervals of dry wells or values below the detection limit.

Note: W=Water Table (IIB2); B=Barnwell (IIB1); M=McBean (IIB1); UC=Upper Congaree (IIA); MC=Middle Congaree (IIA); LC=Lower Congaree (IIA)

# Technetium-99 Activities
# Well Cluster FSB 95

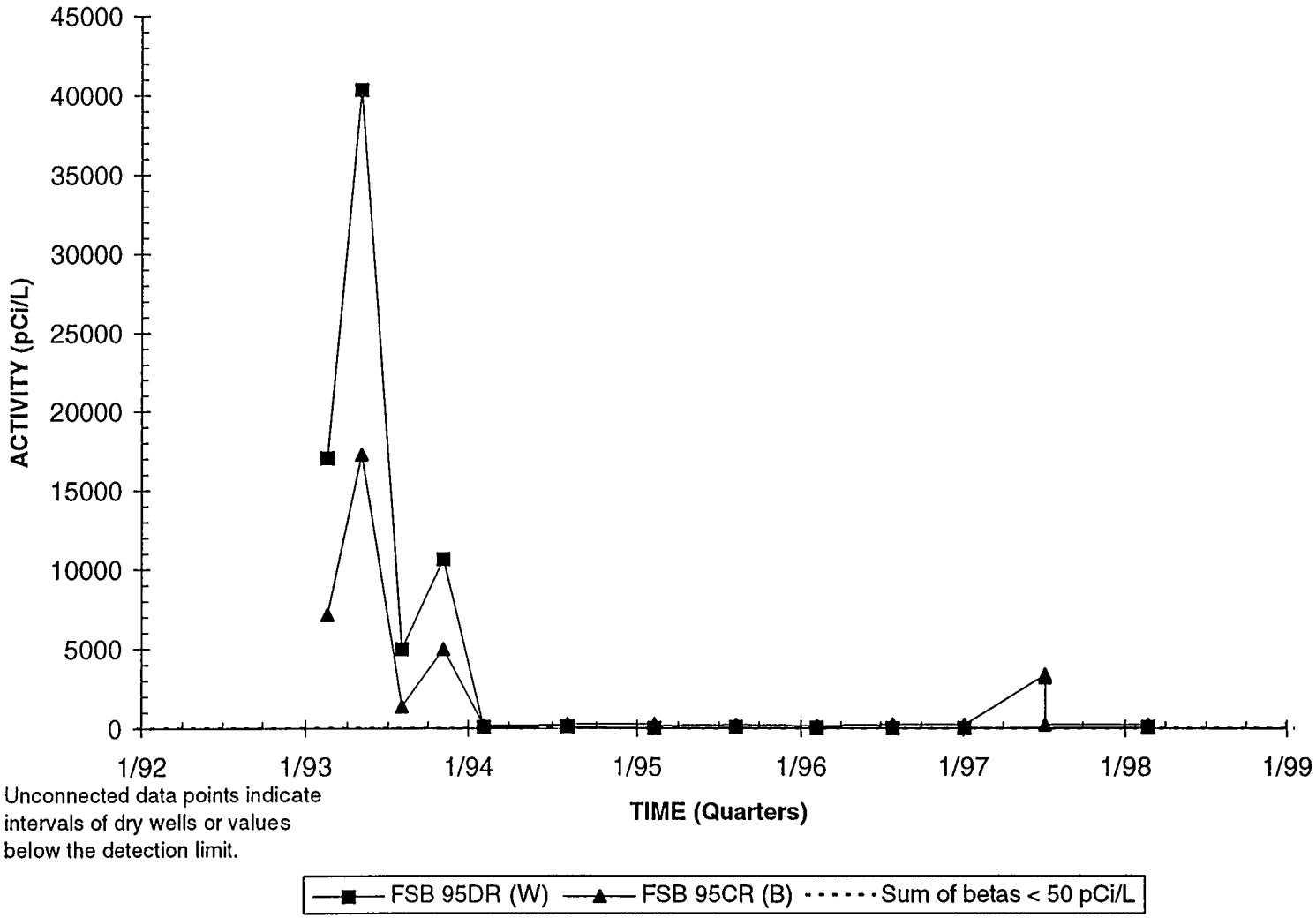


Unconnected data points indicate intervals of dry wells or values below the detection limit.

Note: W=Water Table (IIB2); B=Barnwell (IIB1); M=McBean (IIB1); UC=Upper Congaree (IIA); MC=Middle Congaree (IIA); LC=Lower Congaree (IIA)

# Technetium-99 Activities
# Well Cluster FSB 97

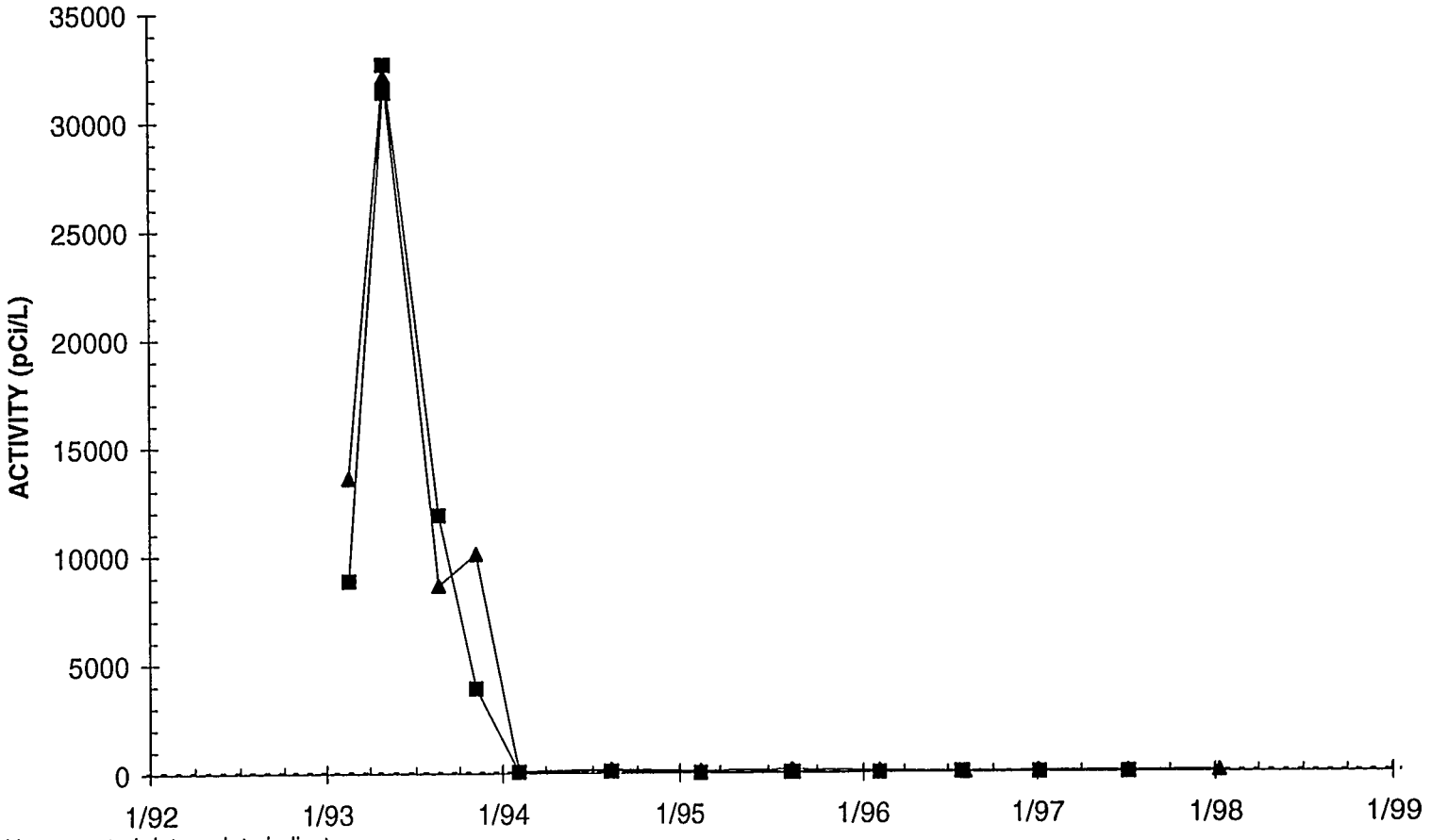


Unconnected data points indicate intervals of dry wells or values below the detection limit.

FSB 97D (W) — FSB 97C (B) ····· Sum of betas < 50 pCi/L

Note: W=Water Table (IIB2); B=Barnwell (IIB1); M=McBean (IIB1); UC=Upper Congaree (IIA); MC=Middle Congaree (IIA); LC=Lower Congaree (IIA)

# Technetium-99 Activities
# Well Cluster FSB 98

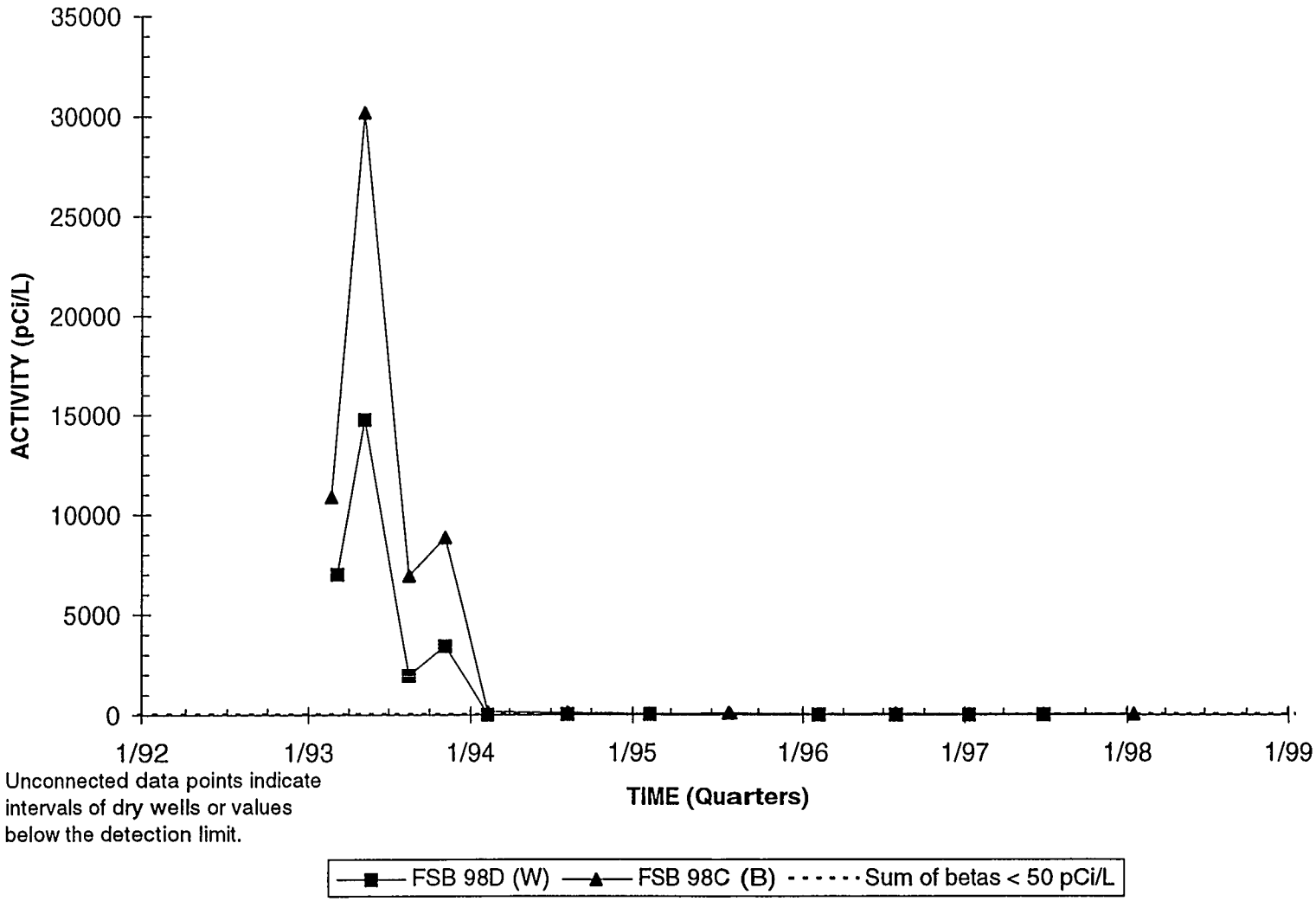


Unconnected data points indicate intervals of dry wells or values below the detection limit.

Note: W=Water Table (IIB2); B=Barnwell (IIB1); M=McBean (IIB1); UC=Upper Congaree (IIA); MC=Middle Congaree (IIA); LC=Lower Congaree (IIA)

# Technetium-99 Activities
# Well FSB102C

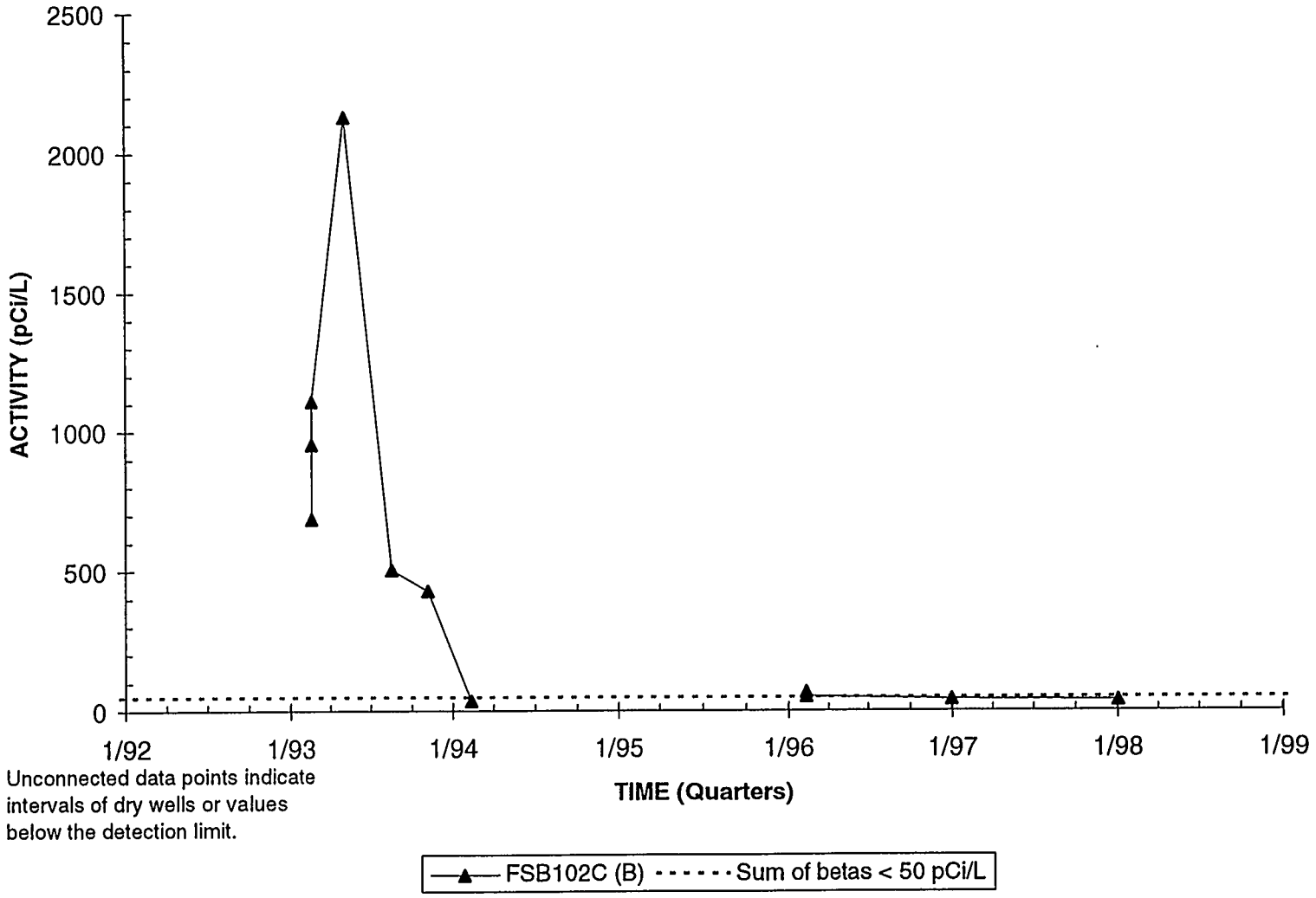


Unconnected data points indicate intervals of dry wells or values below the detection limit.

Note: W=Water Table (IIB2); B=Barnwell (IIB1); M=McBean (IIB1); UC=Upper Congaree (IIA); MC=Middle Congaree (IIA); LC=Lower Congaree (IIA)

# Technetium-99 Activities
# Well Cluster FSB110

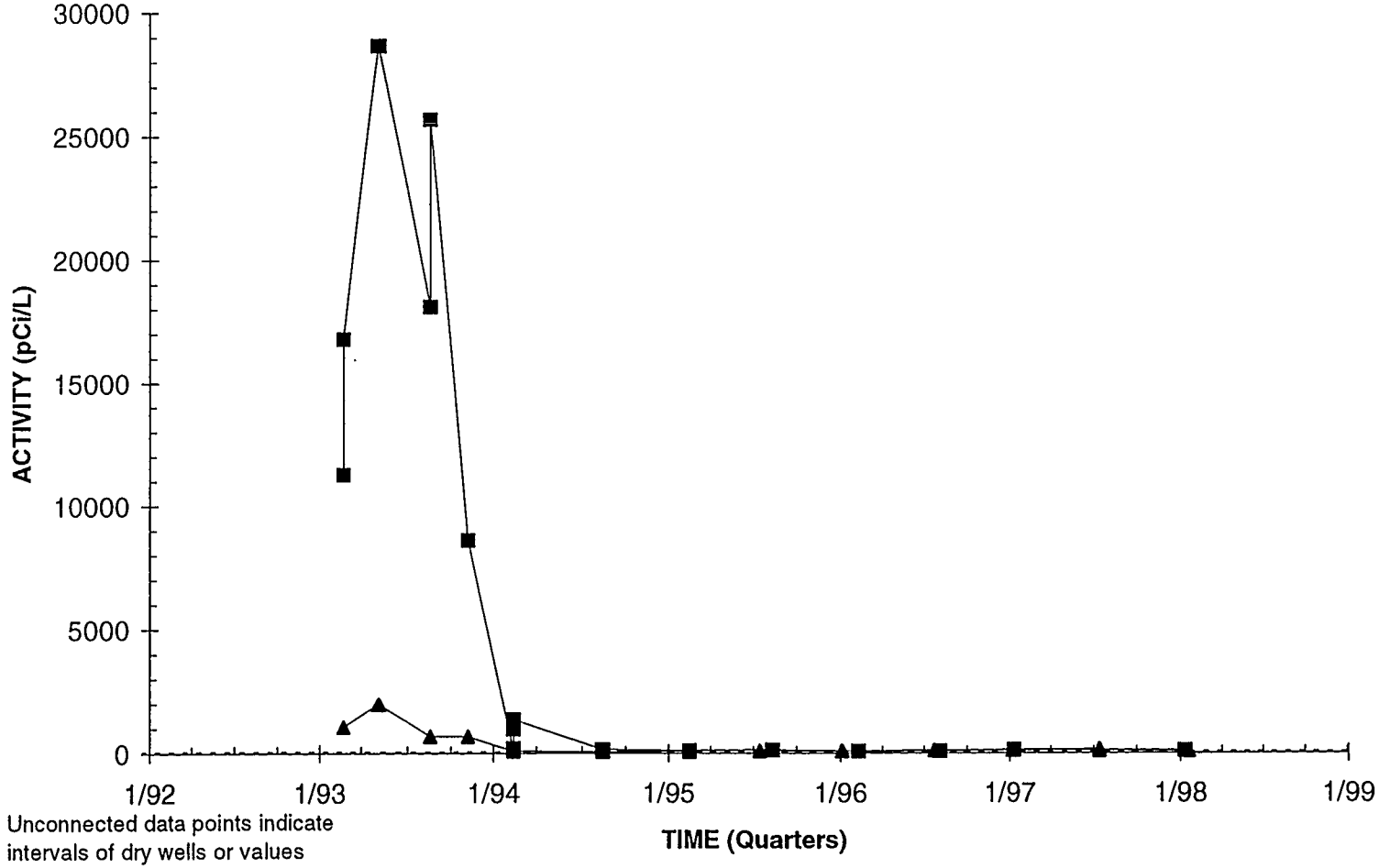


Unconnected data points indicate intervals of dry wells or values below the detection limit.

FSB110D (W) — FSB110C (B) - - - - - Sum of betas < 50 pCi/L

Note: W=Water Table (IIB2); B=Barnwell (IIB1); M=McBean (IIB1); UC=Upper Congaree (IIA); MC=Middle Congaree (IIA); LC=Lower Congaree (IIA)

# Technetium-99 Activities
# Well Cluster FSB112

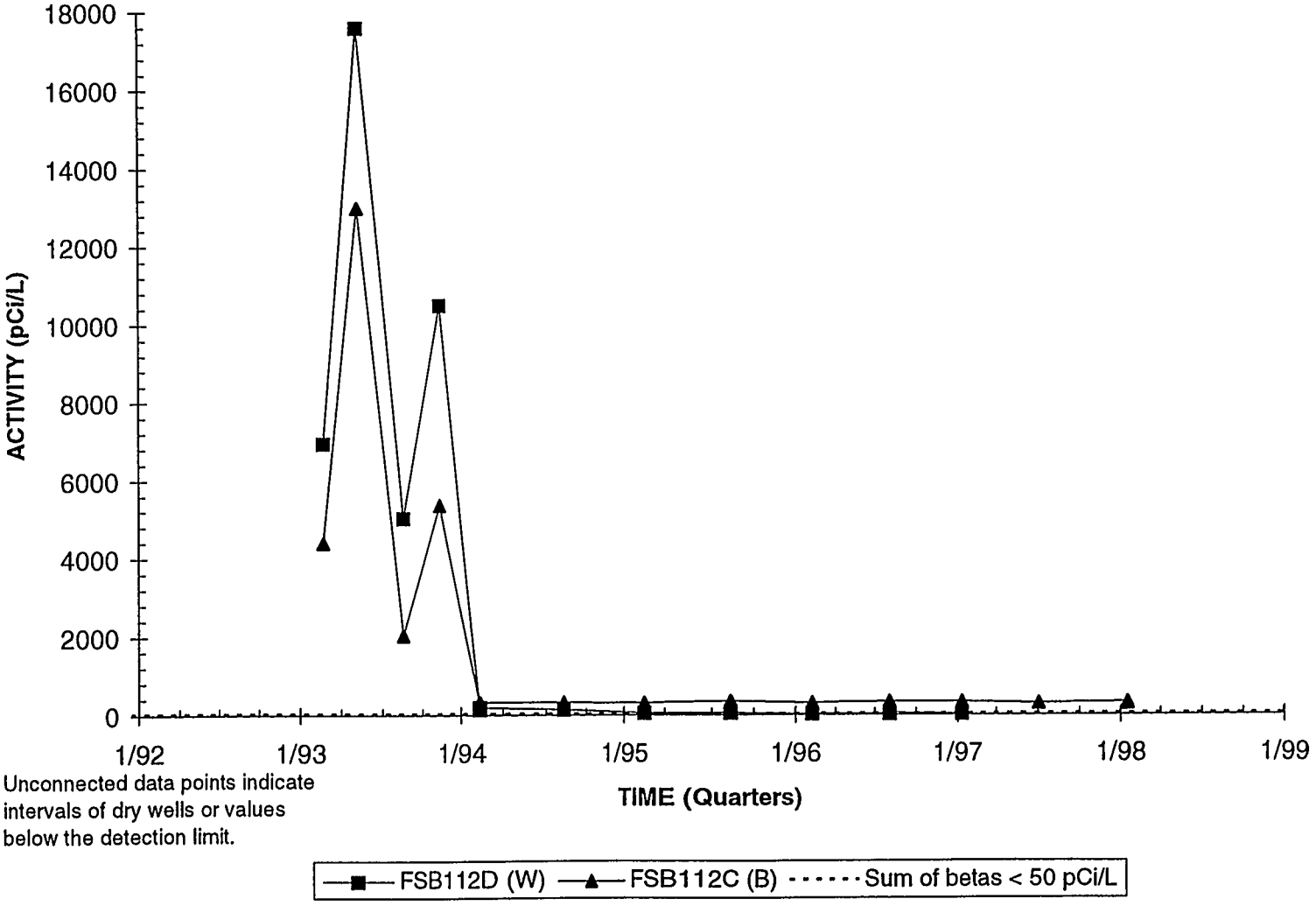


Unconnected data points indicate intervals of dry wells or values below the detection limit.

Note: W=Water Table (IIB2); B=Barnwell (IIB1); M=McBean (IIB1); UC=Upper Congaree (IIA); MC=Middle Congaree (IIA); LC=Lower Congaree (IIA)

# Gross Alpha Activities
# Well FSB 77

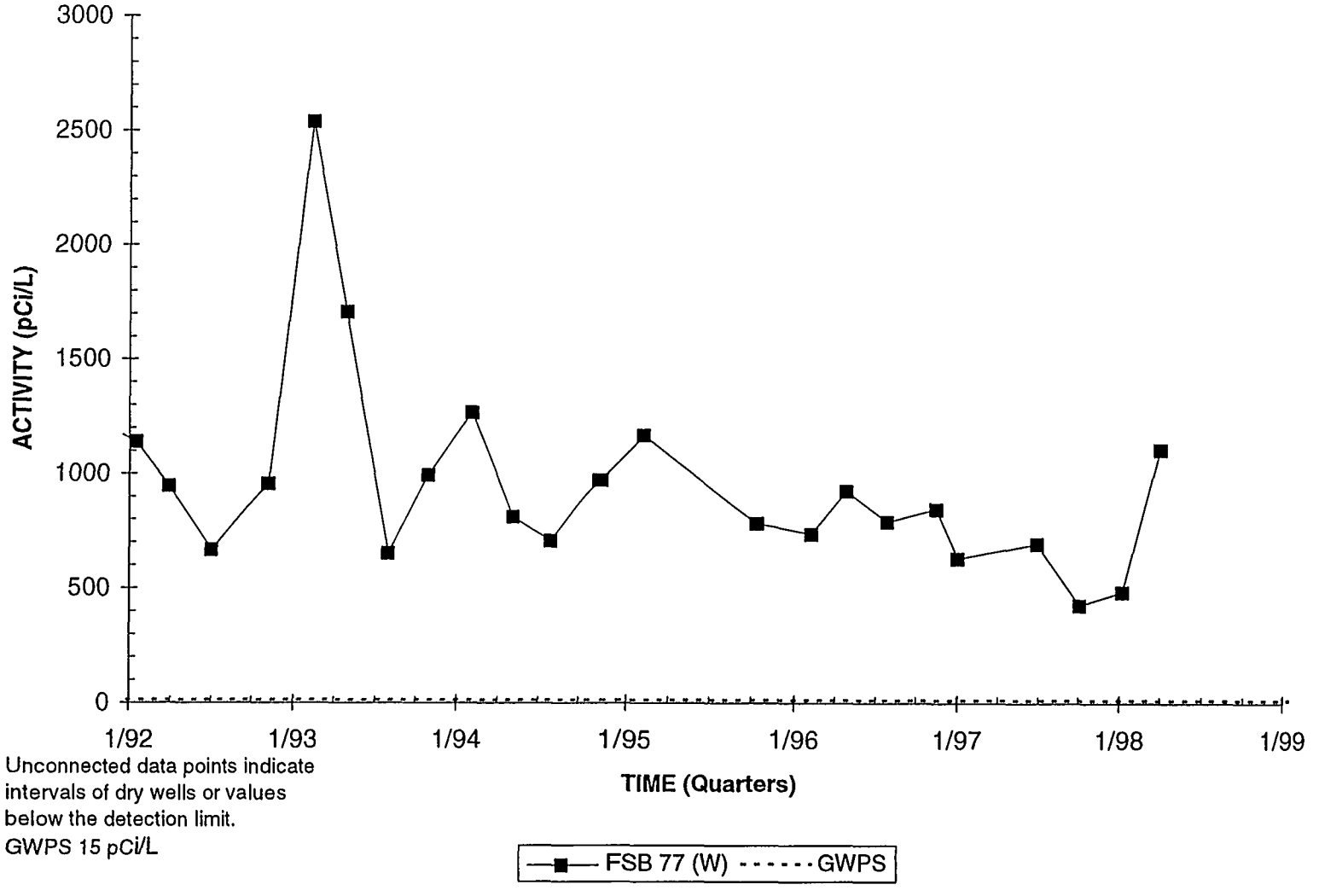


Unconnected data points indicate intervals of dry wells or values below the detection limit.
GWPS 15 pCi/L

Note: W=Water Table (IIB2); B=Barnwell (IIB1); M=McBean (IIB1); UC=Upper Congaree (IIA); MC=Middle Congaree (IIA); LC=Lower Congaree (IIA)

# Gross Alpha Activities
# Well Cluster FSB 79

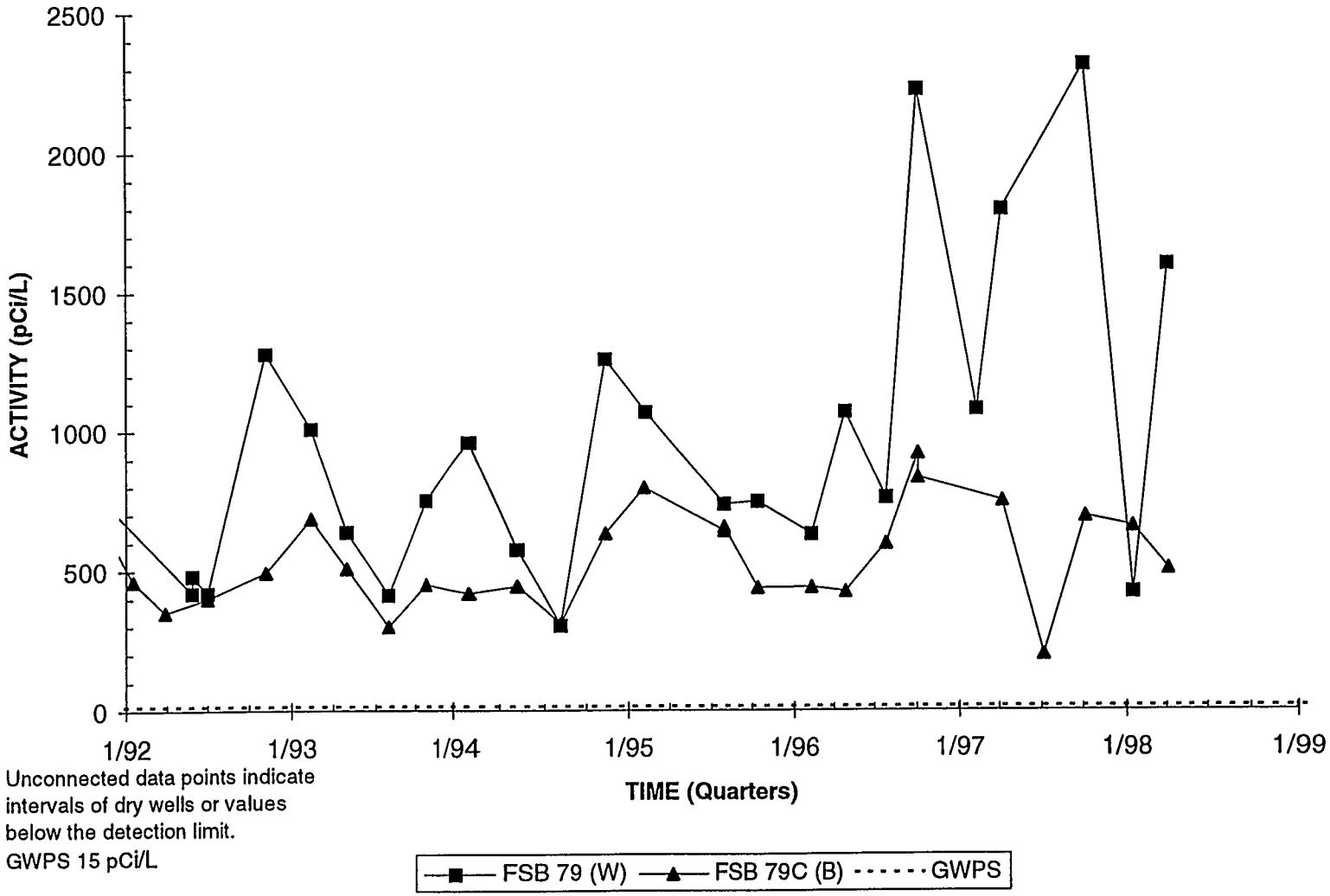


Unconnected data points indicate intervals of dry wells or values below the detection limit.
GWPS 15 pCi/L

Note: W=Water Table (IIB2); B=Barnwell (IIB1); M=McBean (IIB1); UC=Upper Congaree (IIA); MC=Middle Congaree (IIA); LC=Lower Congaree (IIA)

# Gross Alpha Activities
# Well Cluster FSB 88

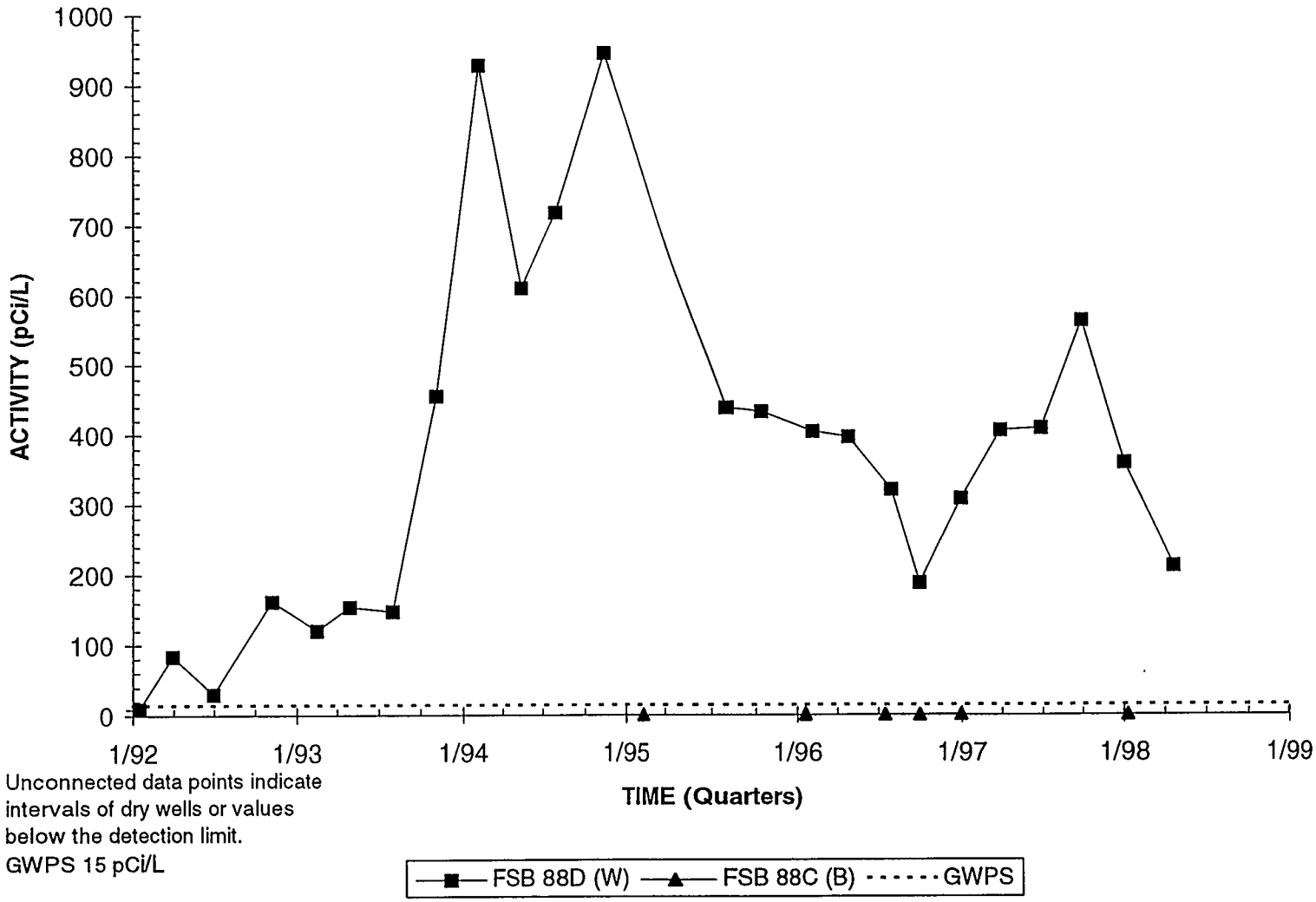


Unconnected data points indicate intervals of dry wells or values below the detection limit.
GWPS 15 pCi/L

Note: W=Water Table (IIB2); B=Barnwell (IIB1); M=McBean (IIB1); UC=Upper Congaree (IIA); MC=Middle Congaree (IIA); LC=Lower Congaree (IIA)

# Gross Alpha Activities
# Well Cluster FSB 94

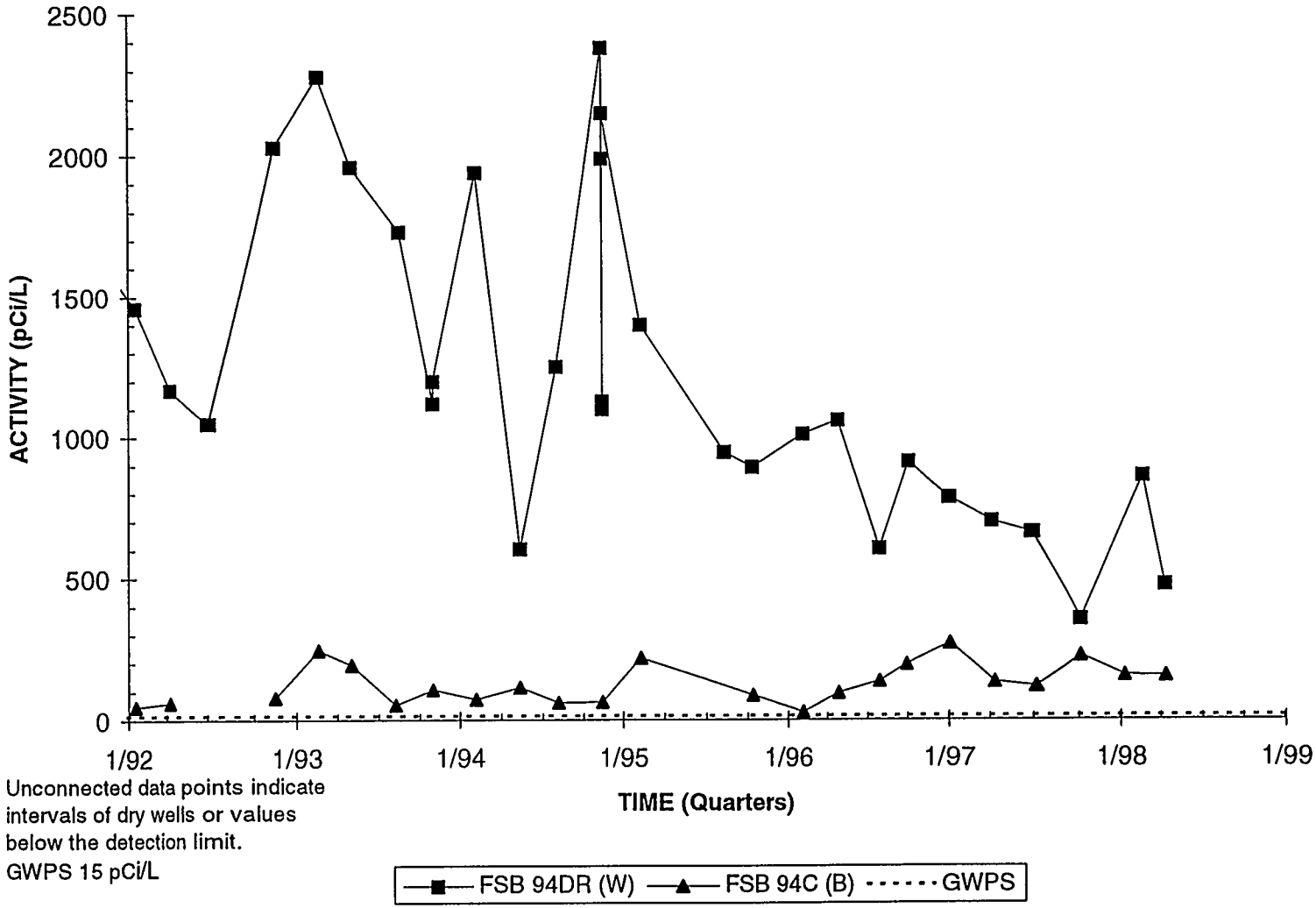


Unconnected data points indicate intervals of dry wells or values below the detection limit.
GWPS 15 pCi/L

Note: W=Water Table (IIB2); B=Barnwell (IIB1); M=McBean (IIB1); UC=Upper Congaree (IIA); MC=Middle Congaree (IIA); LC=Lower Congaree (IIA)

# Gross Alpha Activities
# Well Cluster FSB 95

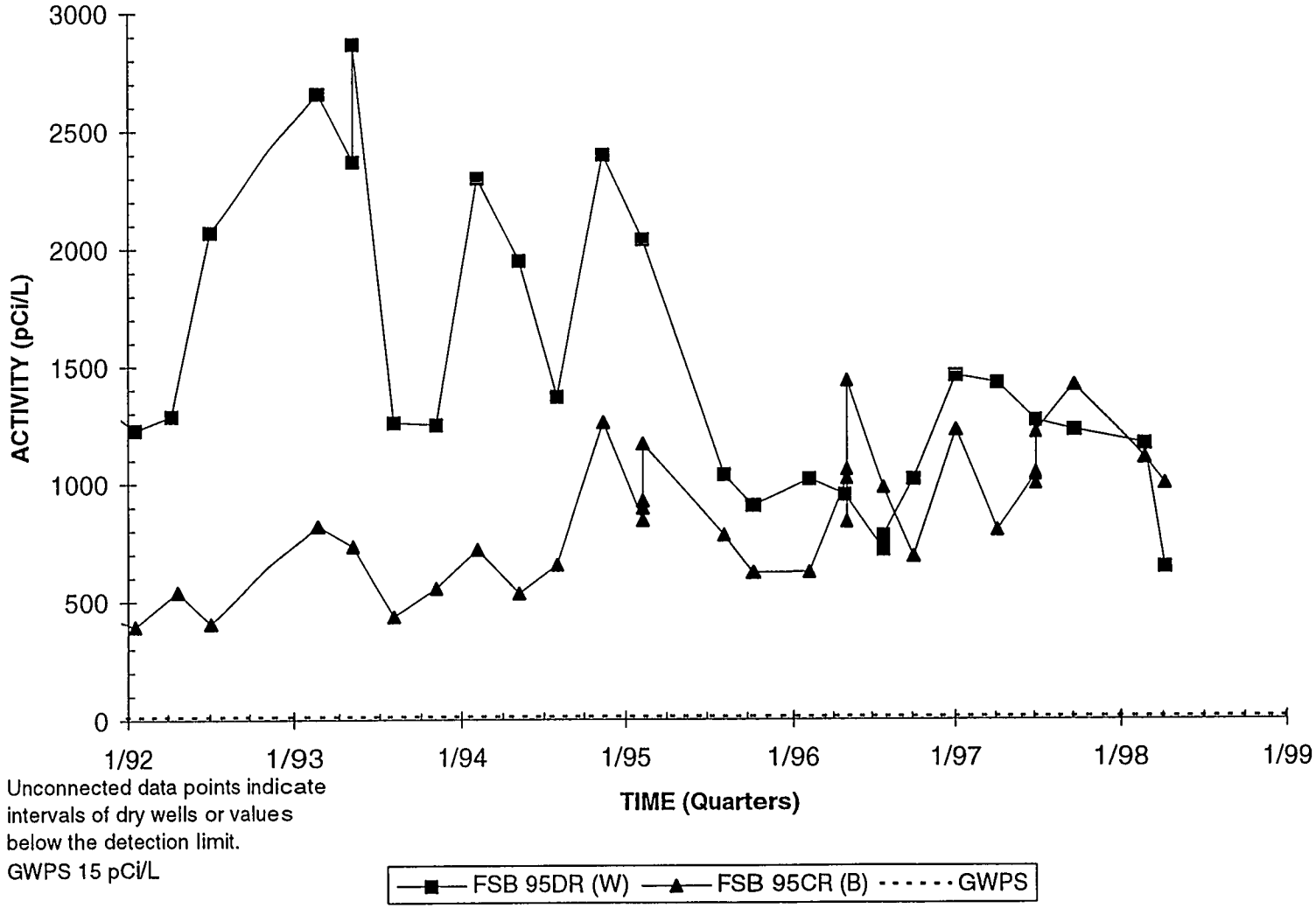


Unconnected data points indicate intervals of dry wells or values below the detection limit.
GWPS 15 pCi/L

Note: W=Water Table (IIB2); B=Barnwell (IIB1); M=McBean (IIB1); UC=Upper Congaree (IIA); MC=Middle Congaree (IIA); LC=Lower Congaree (IIA)

# Gross Alpha Activities
# Well Cluster FSB 97

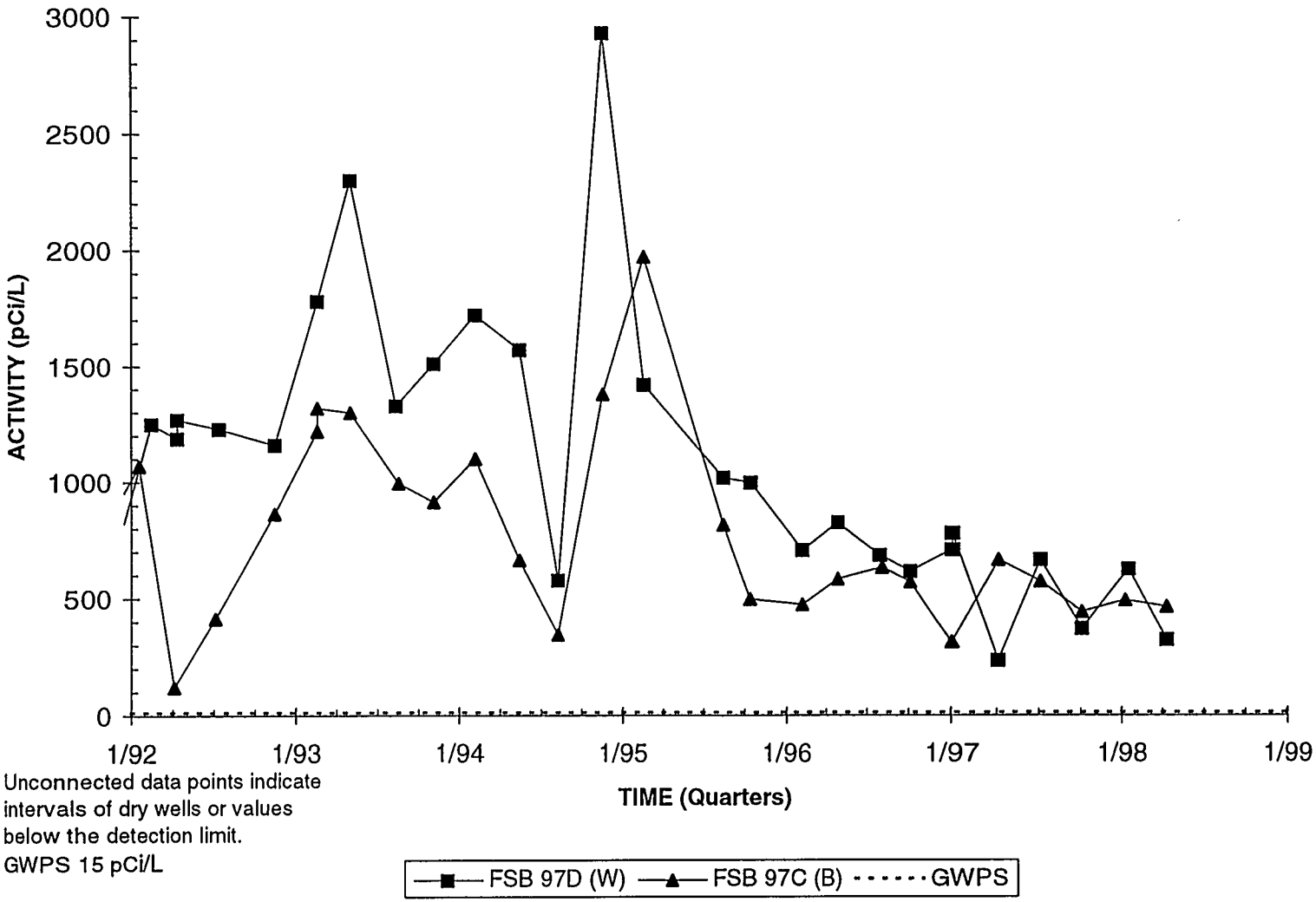


Unconnected data points indicate intervals of dry wells or values below the detection limit.
GWPS 15 pCi/L

Note: W=Water Table (IIB2); B=Barnwell (IIB1); M=McBean (IIB1); UC=Upper Congaree (IIA); MC=Middle Congaree (IIA); LC=Lower Congaree (IIA)

# Gross Alpha Activities
# Well Cluster FSB 98

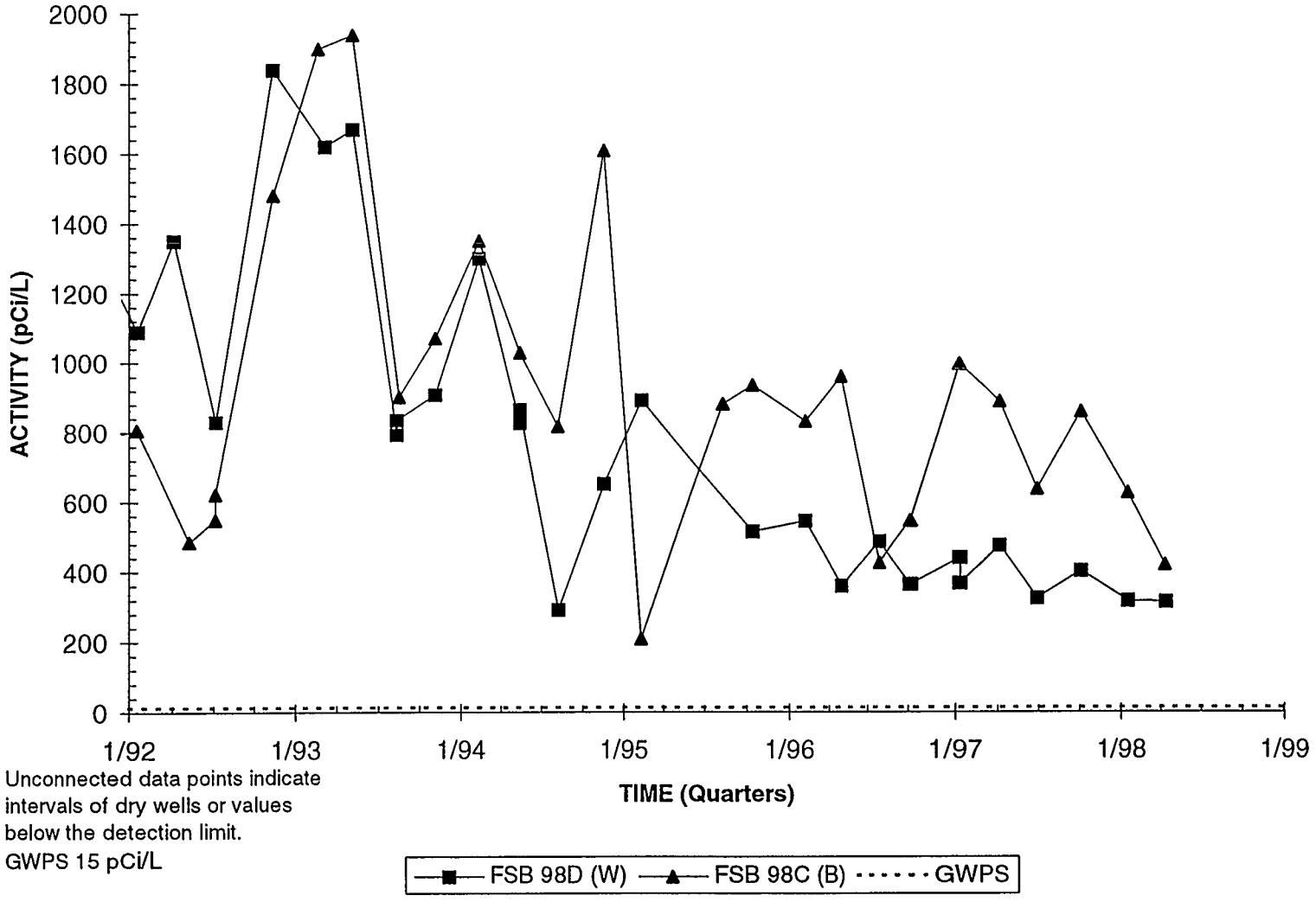


Unconnected data points indicate intervals of dry wells or values below the detection limit.
GWPS 15 pCi/L

Note: W=Water Table (IIB2); B=Barnwell (IIB1); M=McBean (IIB1); UC=Upper Congaree (IIA); MC=Middle Congaree (IIA); LC=Lower Congaree (IIA)

# Gross Alpha Activities
# Well Cluster FSB104

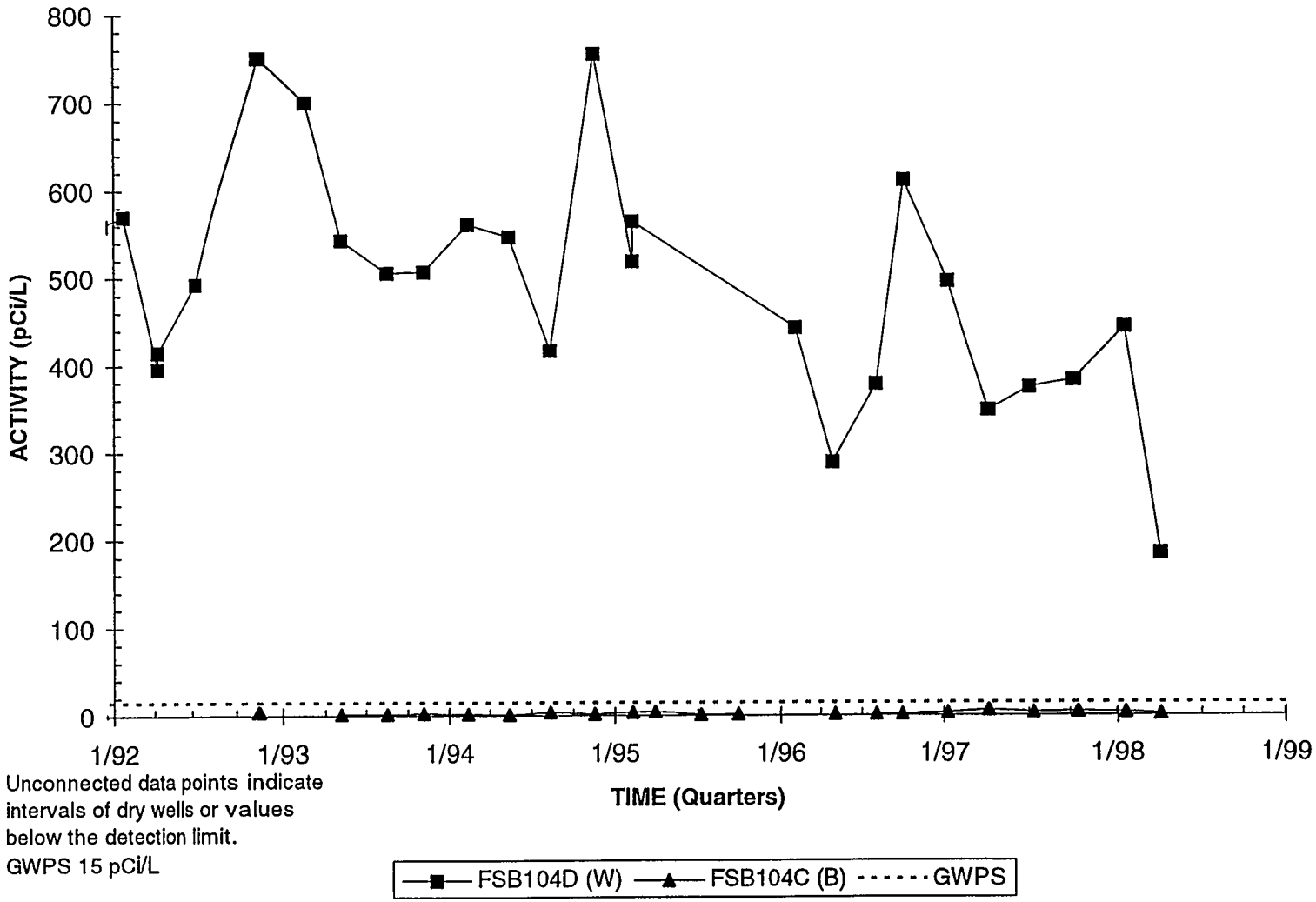


Unconnected data points indicate intervals of dry wells or values below the detection limit.
GWPS 15 pCi/L

Note: W=Water Table (IIB2); B=Barnwell (IIB1); M=McBean (IIB1); UC=Upper Congaree (IIA); MC=Middle Congaree (IIA); LC=Lower Congaree (IIA)

# Gross Alpha Activities
# Well Cluster FSB107

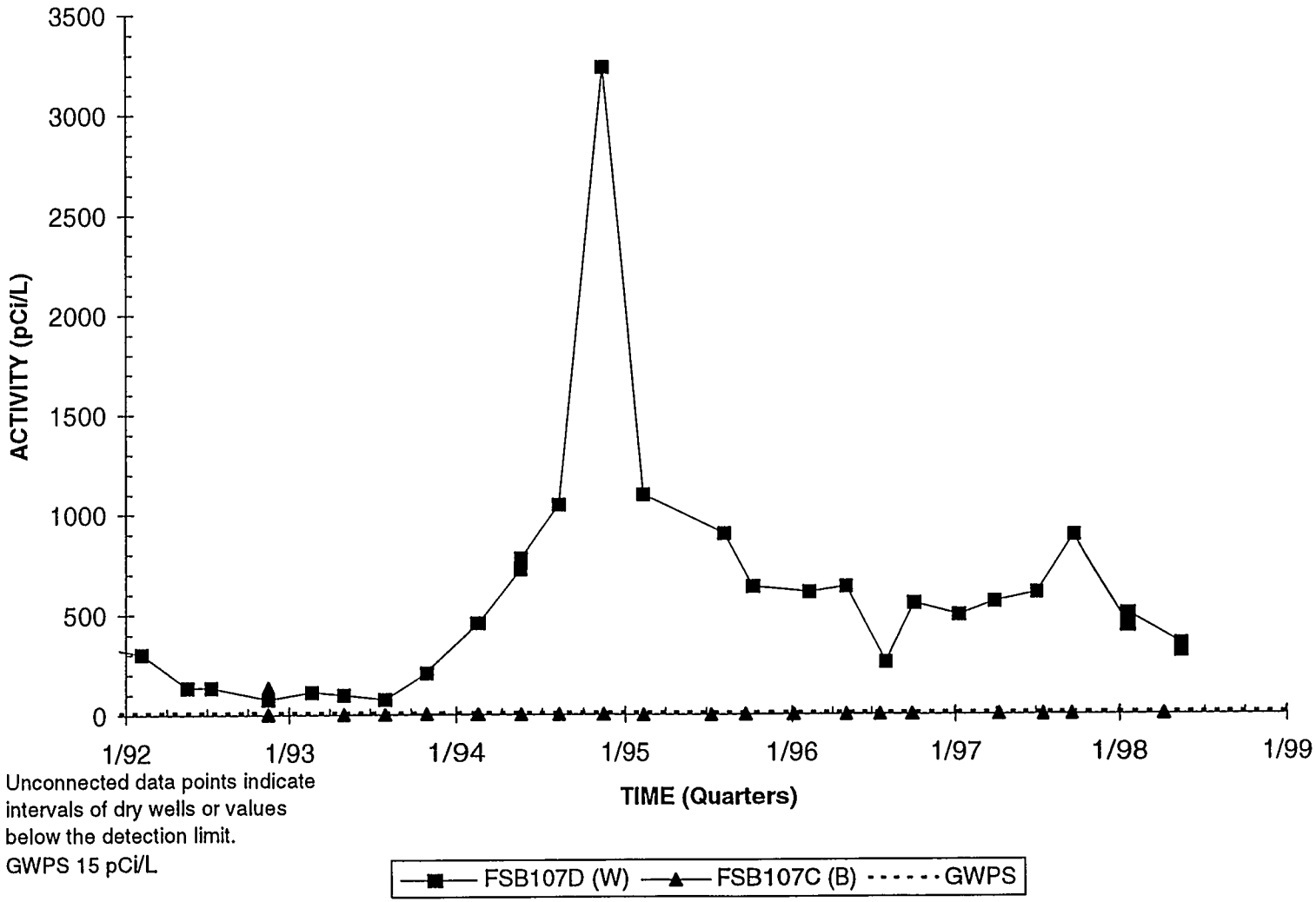


Unconnected data points indicate intervals of dry wells or values below the detection limit.
GWPS 15 pCi/L

Note: W=Water Table (IIB2); B=Barnwell (IIB1); M=McBean (IIB1); UC=Upper Congaree (IIA); MC=Middle Congaree (IIA); LC=Lower Congaree (IIA)

# Nonvolatile Beta Activities
# Well Cluster FSB 78

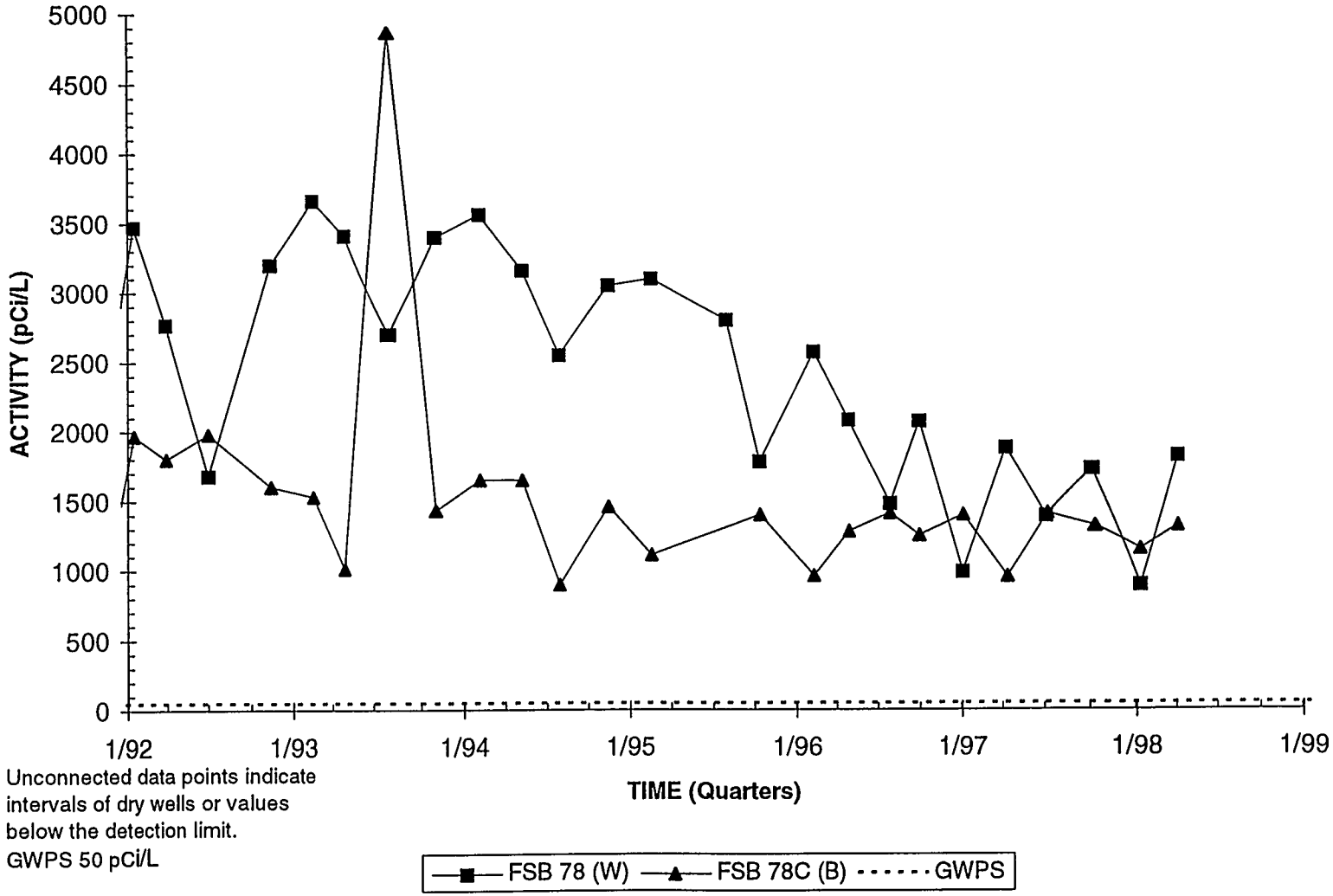


Unconnected data points indicate intervals of dry wells or values below the detection limit.
GWPS 50 pCi/L

Note: W=Water Table (IIB2); B=Barnwell (IIB1); M=McBean (IIB1); UC=Upper Congaree (IIA); MC=Middle Congaree (IIA); LC=Lower Congaree (IIA)

# Nonvolatile Beta Activities
# Well Cluster FSB 90

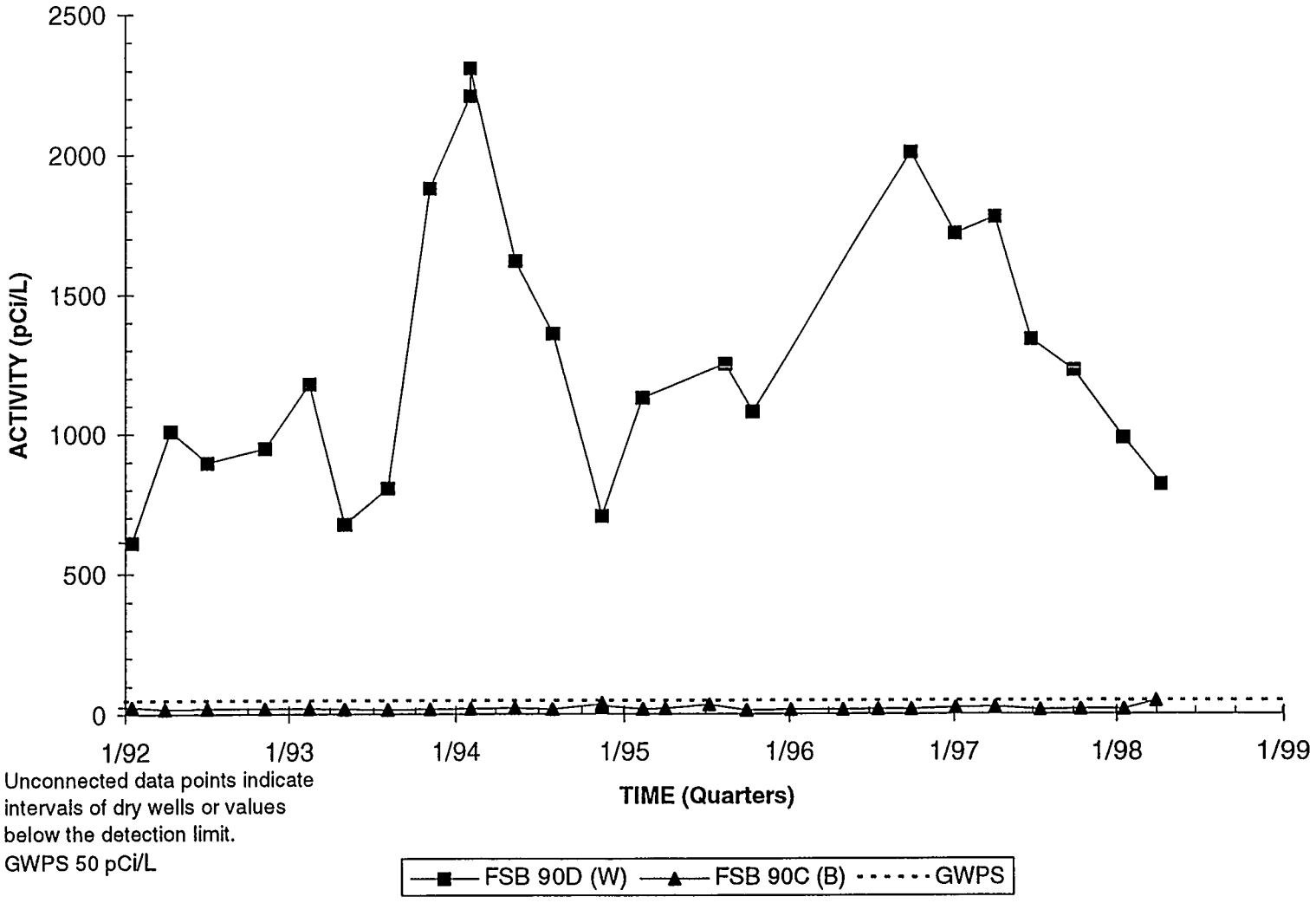


Unconnected data points indicate intervals of dry wells or values below the detection limit.
GWPS 50 pCi/L

Note: W=Water Table (IIB2); B=Barnwell (IIB1); M=McBean (IIB1); UC=Upper Congaree (IIA); MC=Middle Congaree (IIA); LC=Lower Congaree (IIA)

# Nonvolatile Beta Activities
# Well Cluster FSB 92

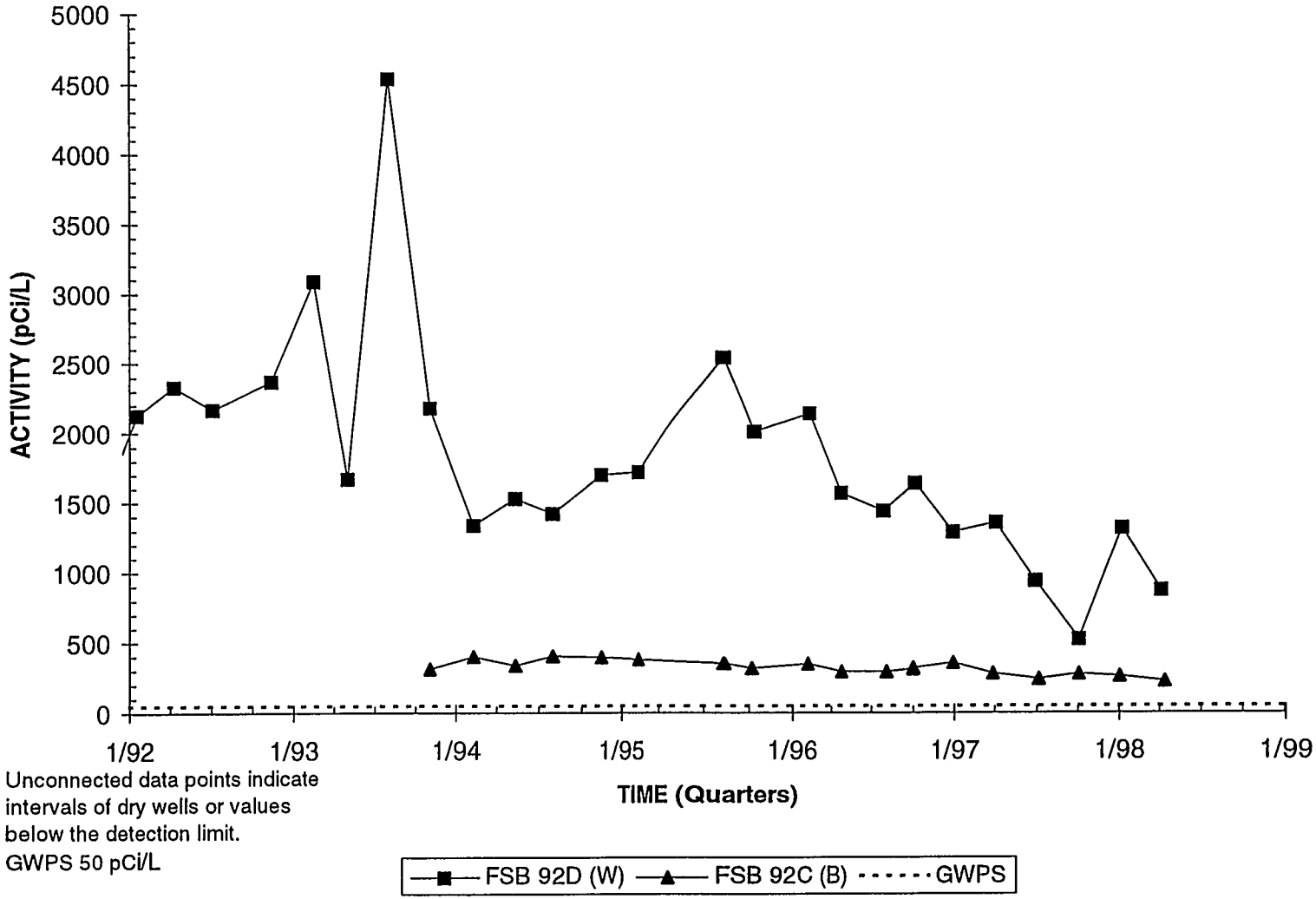


Unconnected data points indicate intervals of dry wells or values below the detection limit.
GWPS 50 pCi/L

Note: W=Water Table (IIB2); B=Barnwell (IIB1); M=McBean (IIB1); UC=Upper Congaree (IIA); MC=Middle Congaree (IIA); LC=Lower Congaree (IIA)

# Nonvolatile Beta Activities
# Well Cluster FSB 94

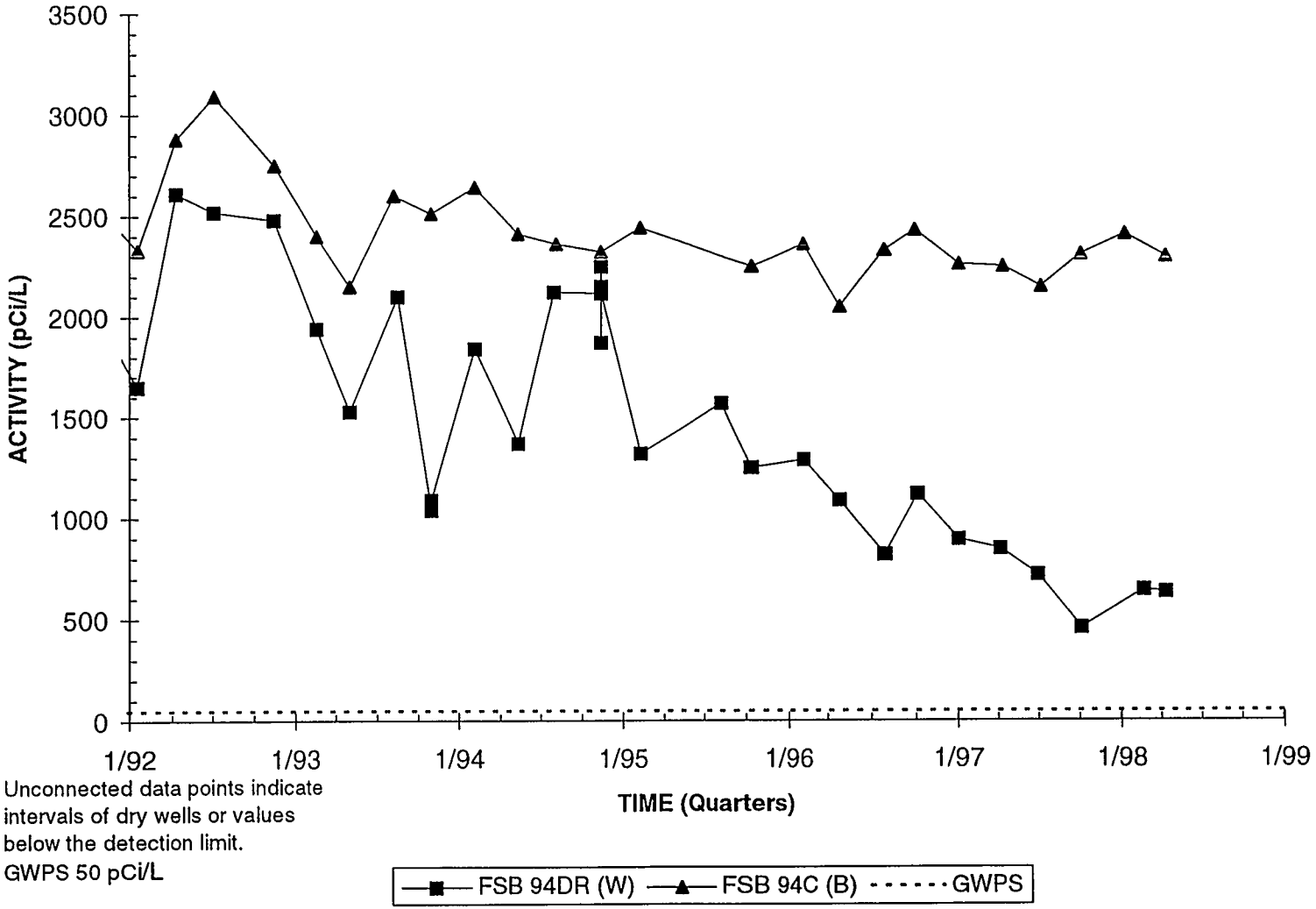


Unconnected data points indicate intervals of dry wells or values below the detection limit.
GWPS 50 pCi/L

Note: W=Water Table (IIB2); B=Barnwell (IIB1); M=McBean (IIB1); UC=Upper Congaree (IIA); MC=Middle Congaree (IIA); LC=Lower Congaree (IIA)

# Nonvolatile Beta Activities
# Well Cluster FSB 95

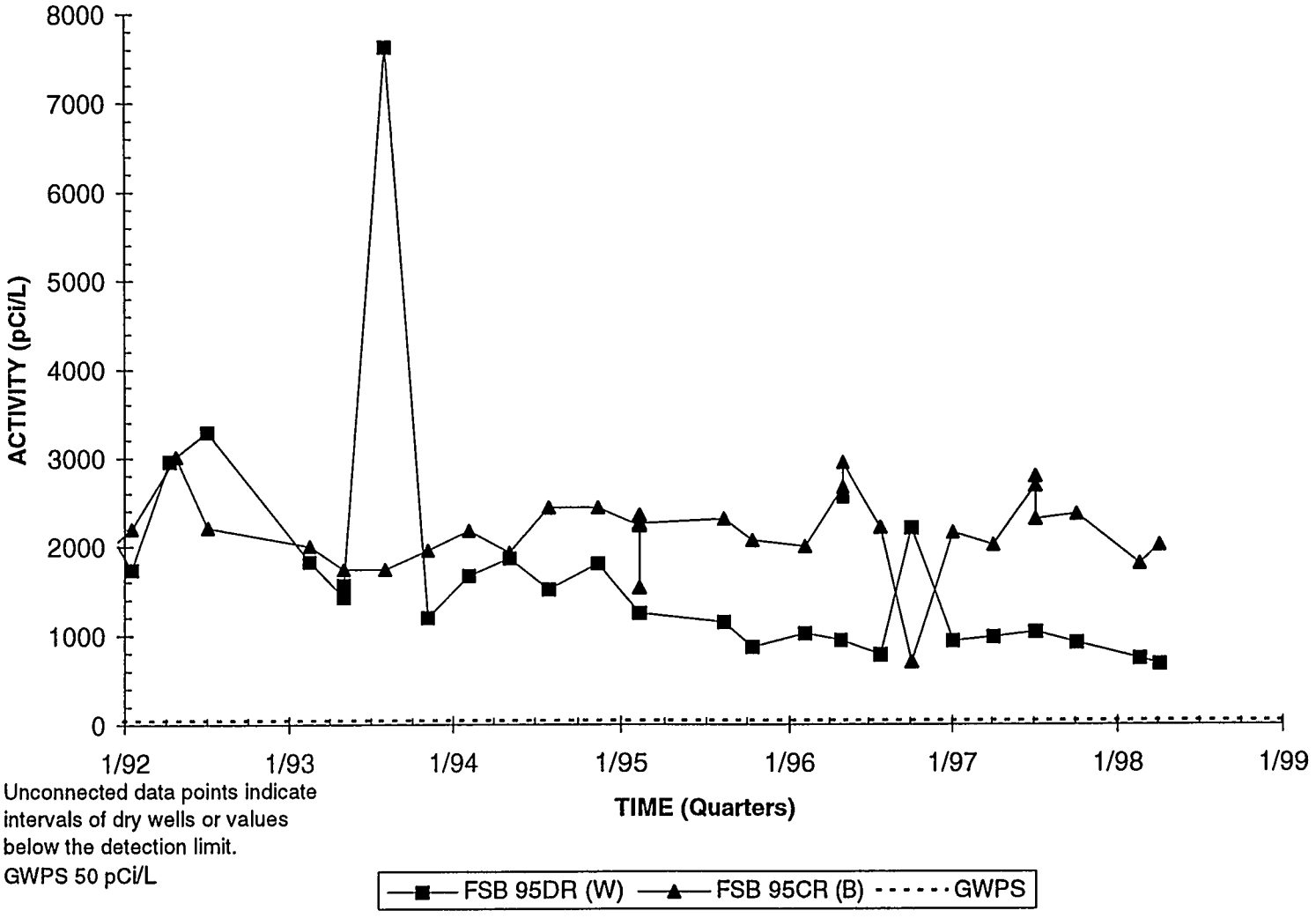


Unconnected data points indicate intervals of dry wells or values below the detection limit.
GWPS 50 pCi/L

Note: W=Water Table (IIB2); B=Barnwell (IIB1); M=McBean (IIB1); UC=Upper Congaree (IIA); MC=Middle Congaree (IIA); LC=Lower Congaree (IIA)

# Nonvolatile Beta Activities
# Well Cluster FSB 97

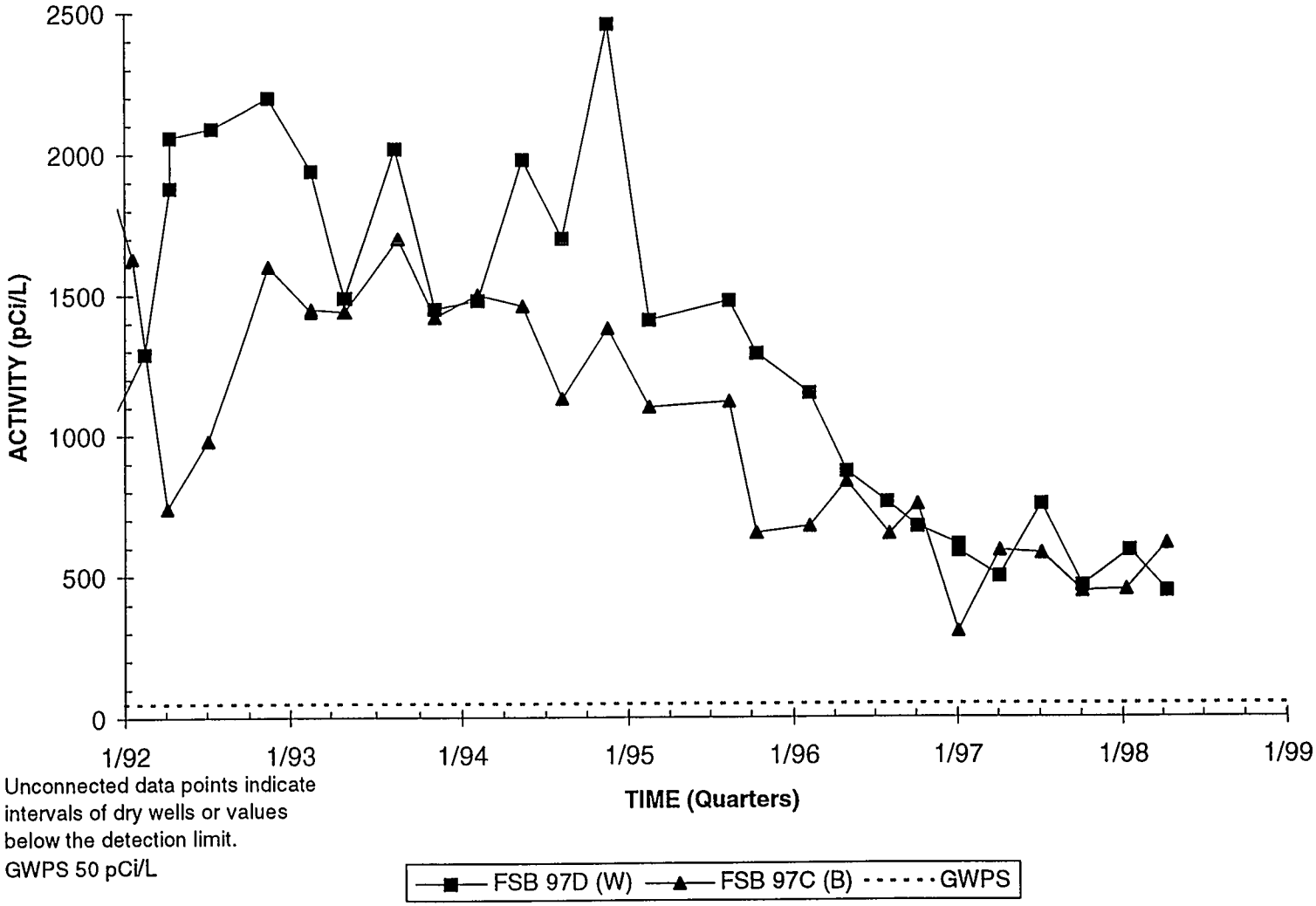


Unconnected data points indicate intervals of dry wells or values below the detection limit.
GWPS 50 pCi/L

Note: W=Water Table (IIB2); B=Barnwell (IIB1); M=McBean (IIB1); UC=Upper Congaree (IIA); MC=Middle Congaree (IIA); LC=Lower Congaree (IIA)

# Nonvolatile Beta Activities
# Well Cluster FSB 98

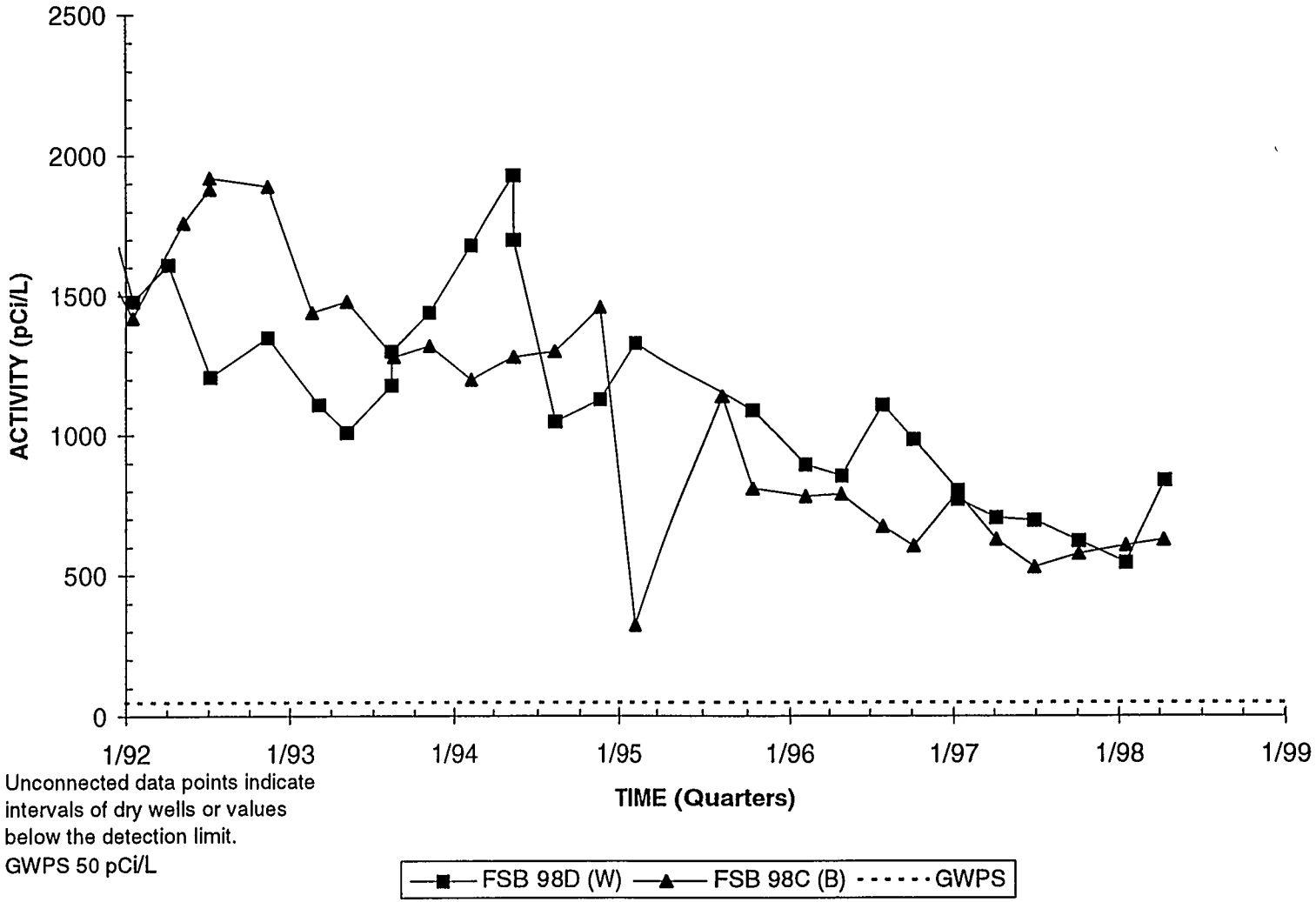


Unconnected data points indicate intervals of dry wells or values below the detection limit.
GWPS 50 pCi/L

Note: W=Water Table (IIB2); B=Barnwell (IIB1); M=McBean (IIB1); UC=Upper Congaree (IIA); MC=Middle Congaree (IIA); LC=Lower Congaree (IIA)

# Nonvolatile Beta Activities
# Well FSB102C

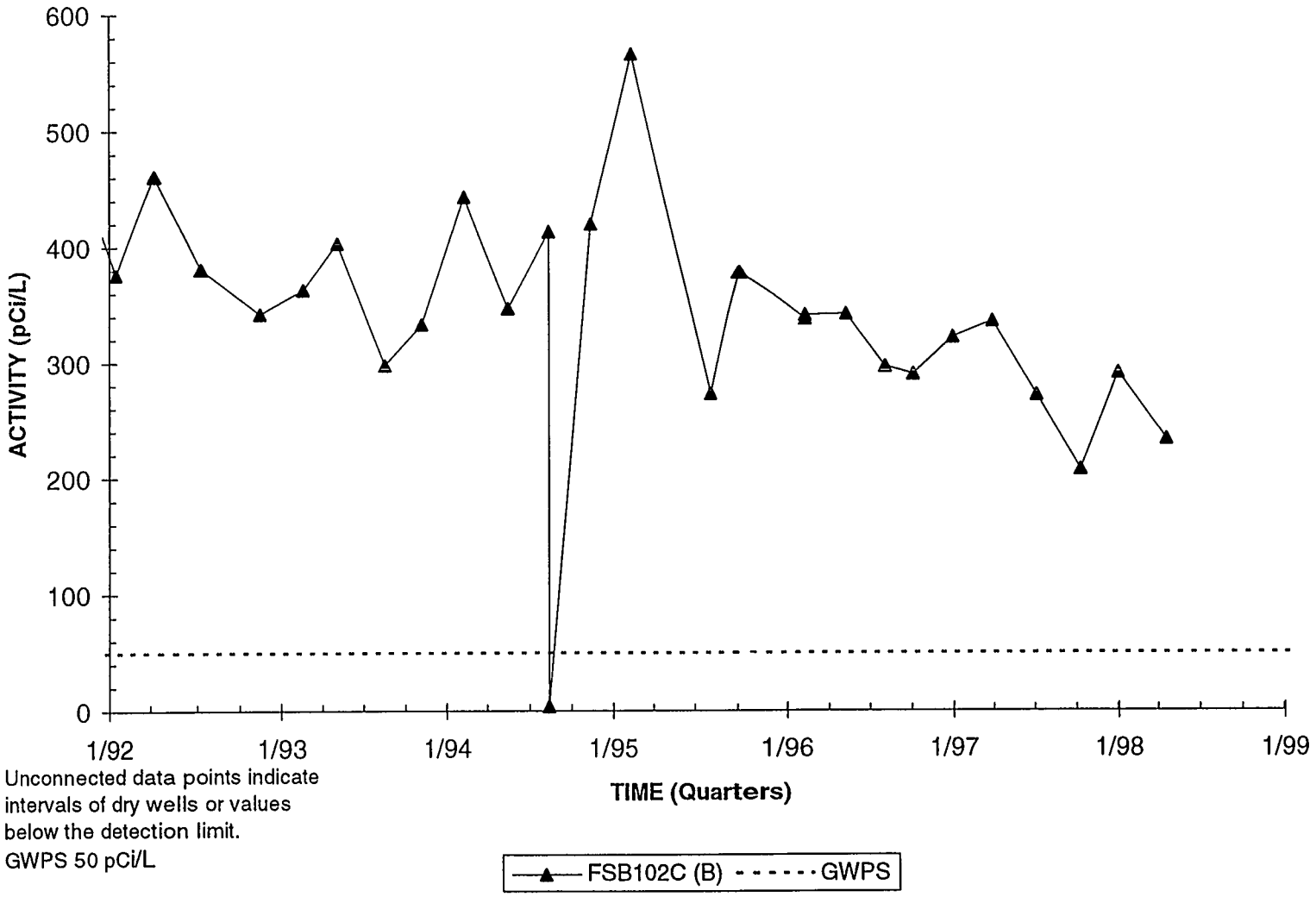


Unconnected data points indicate intervals of dry wells or values below the detection limit.
GWPS 50 pCi/L

Note: W=Water Table (IIB2); B=Barnwell (IIB1); M=McBean (IIB1); UC=Upper Congaree (IIA); MC=Middle Congaree (IIA); LC=Lower Congaree (IIA)

# Nonvolatile Beta Activities
# Well Cluster FSB110

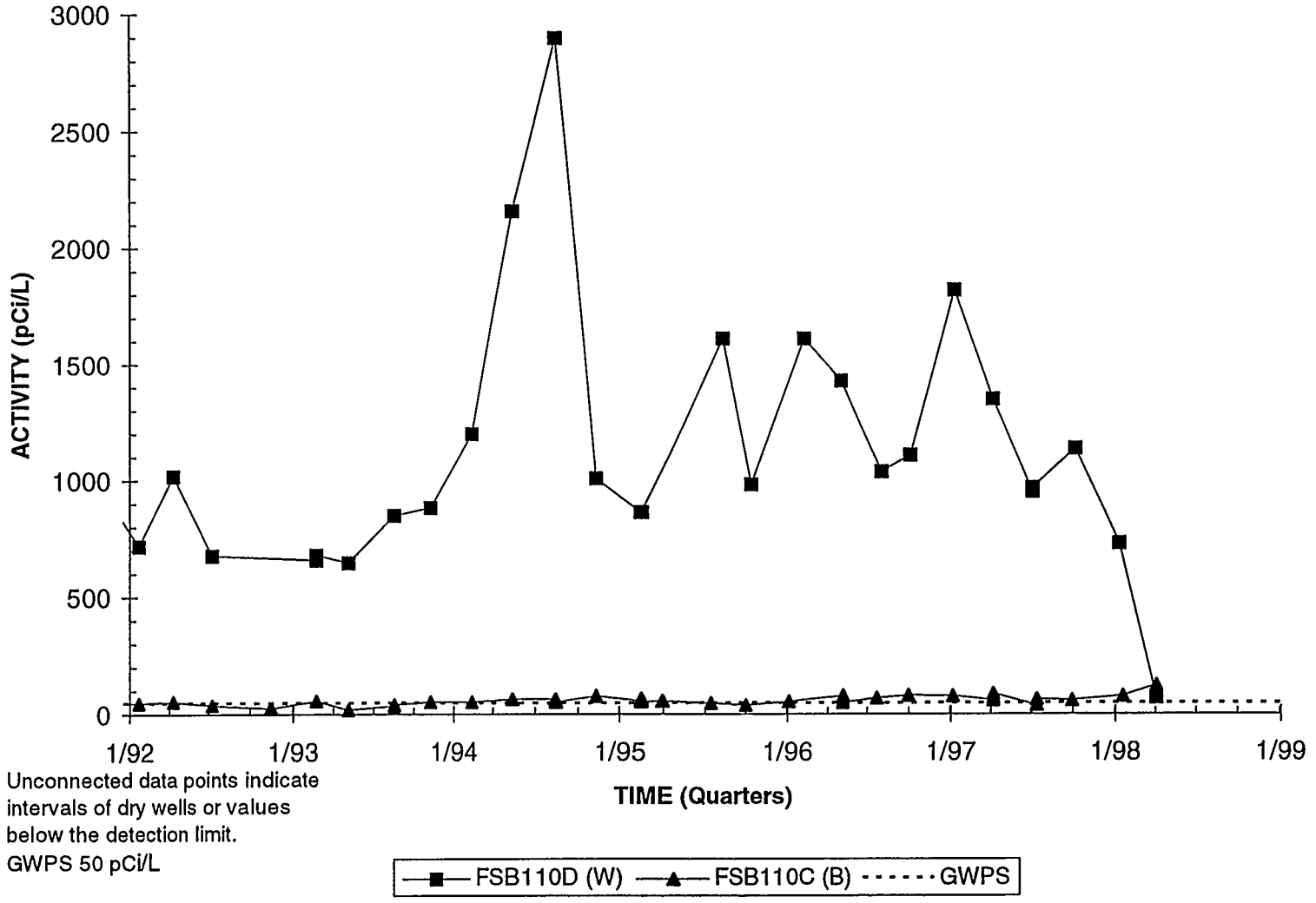


Unconnected data points indicate intervals of dry wells or values below the detection limit.
GWPS 50 pCi/L

Note: W=Water Table (IIB2); B=Bamwell (IIB1); M=McBean (IIB1); UC=Upper Congaree (IIA); MC=Middle Congaree (IIA); LC=Lower Congaree (IIA)

# Nonvolatile Beta Activities
# Well Cluster FSB112

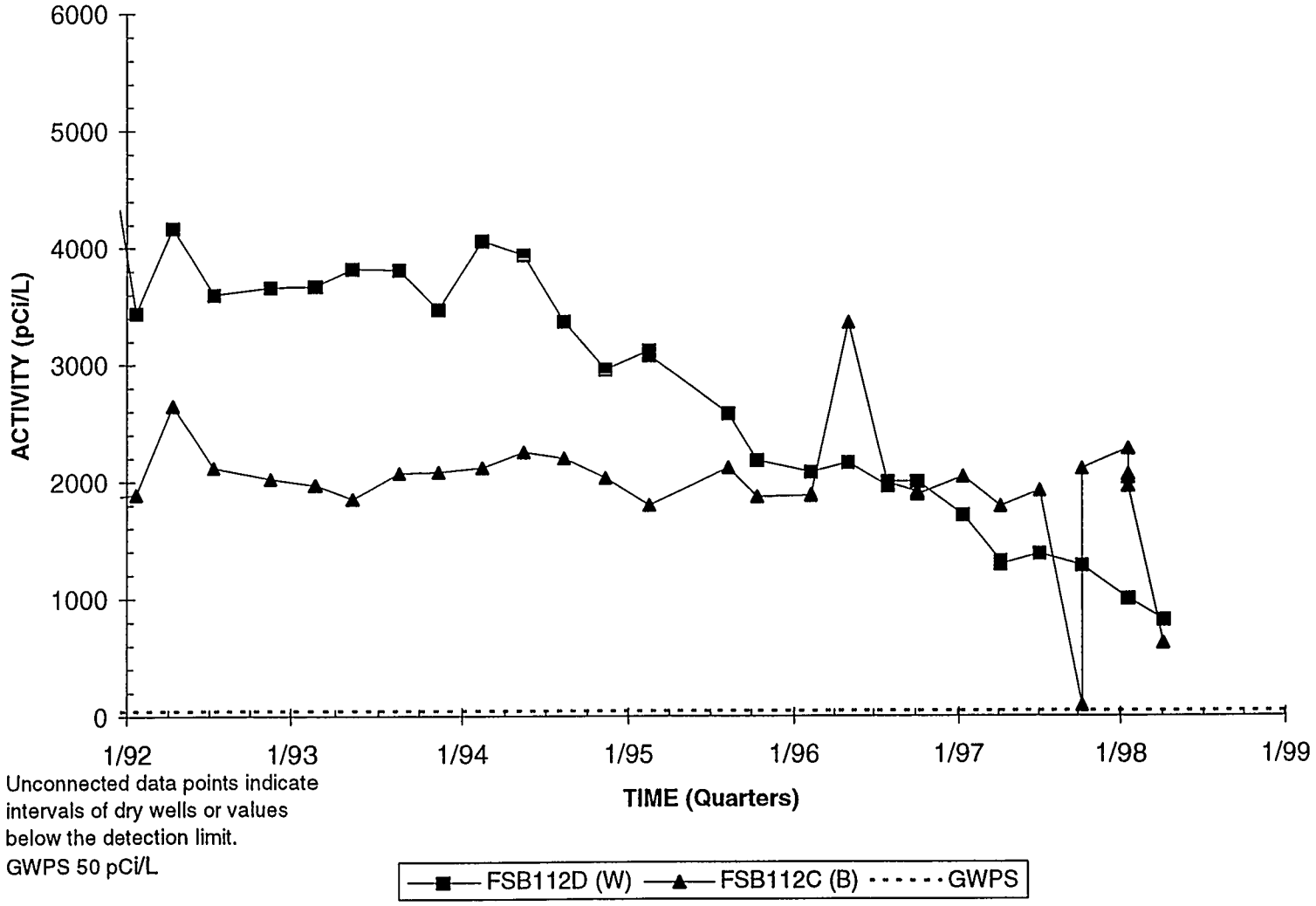


Unconnected data points indicate intervals of dry wells or values below the detection limit.
GWPS 50 pCi/L

Note: W=Water Table (IIB2); B=Bamwell (IIB1); M=McBean (IIB1); UC=Upper Congaree (IIA); MC=Middle Congaree (IIA); LC=Lower Congaree (IIA)

# Appendix E

## Hydrographs

THIS PAGE LEFT BLANK INTENTIONALLY.

# Hydrograph
# Well Cluster FSB 76

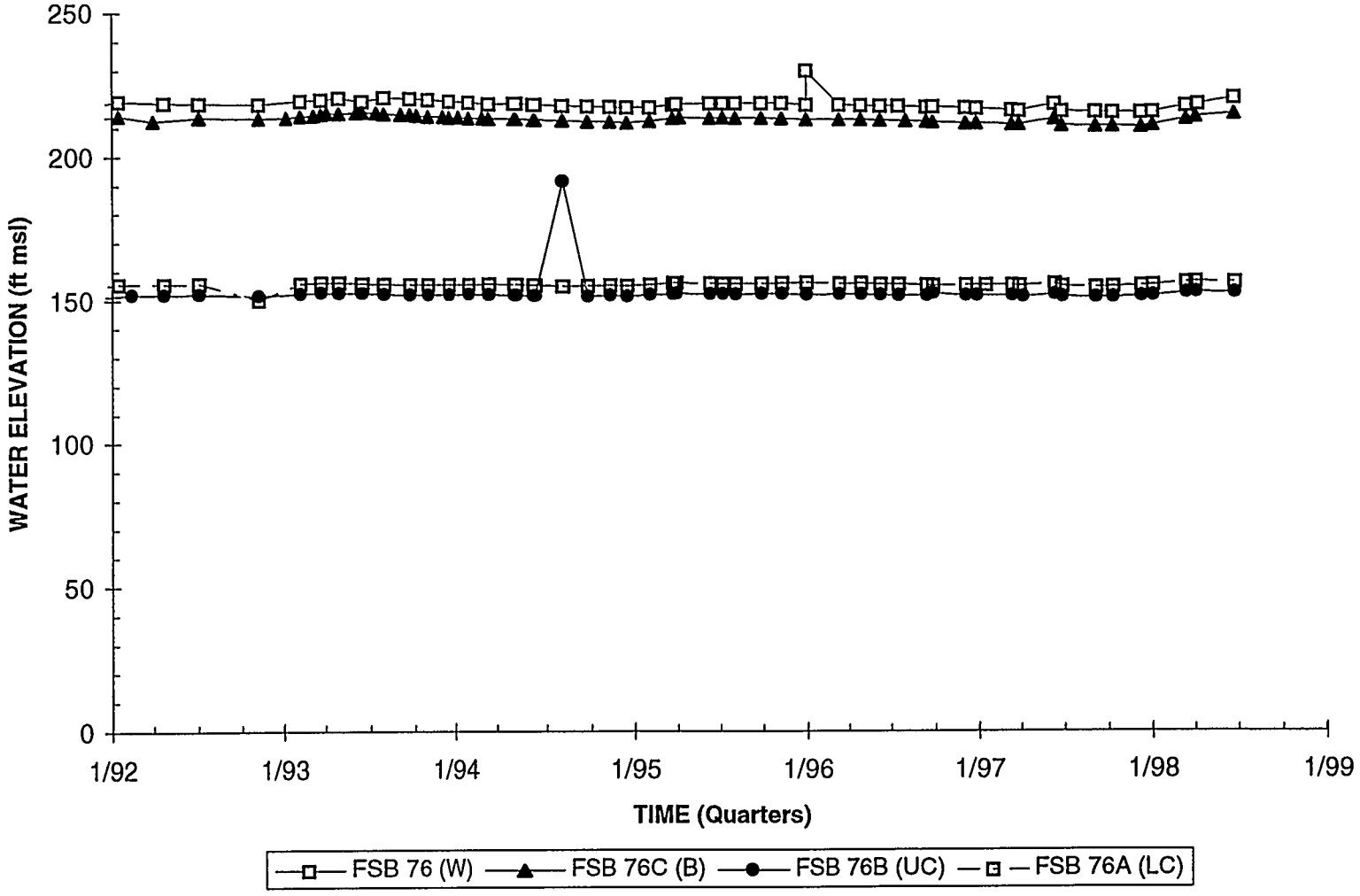


Note: W=Water Table (IIB2); B=Barnwell (IIB1); M=McBean (IIB1); UC=Upper Congaree (IIA); MC=Middle Congaree (IIA); LC=Lower Congaree (IIA)

# Hydrograph
# Well FSB 77

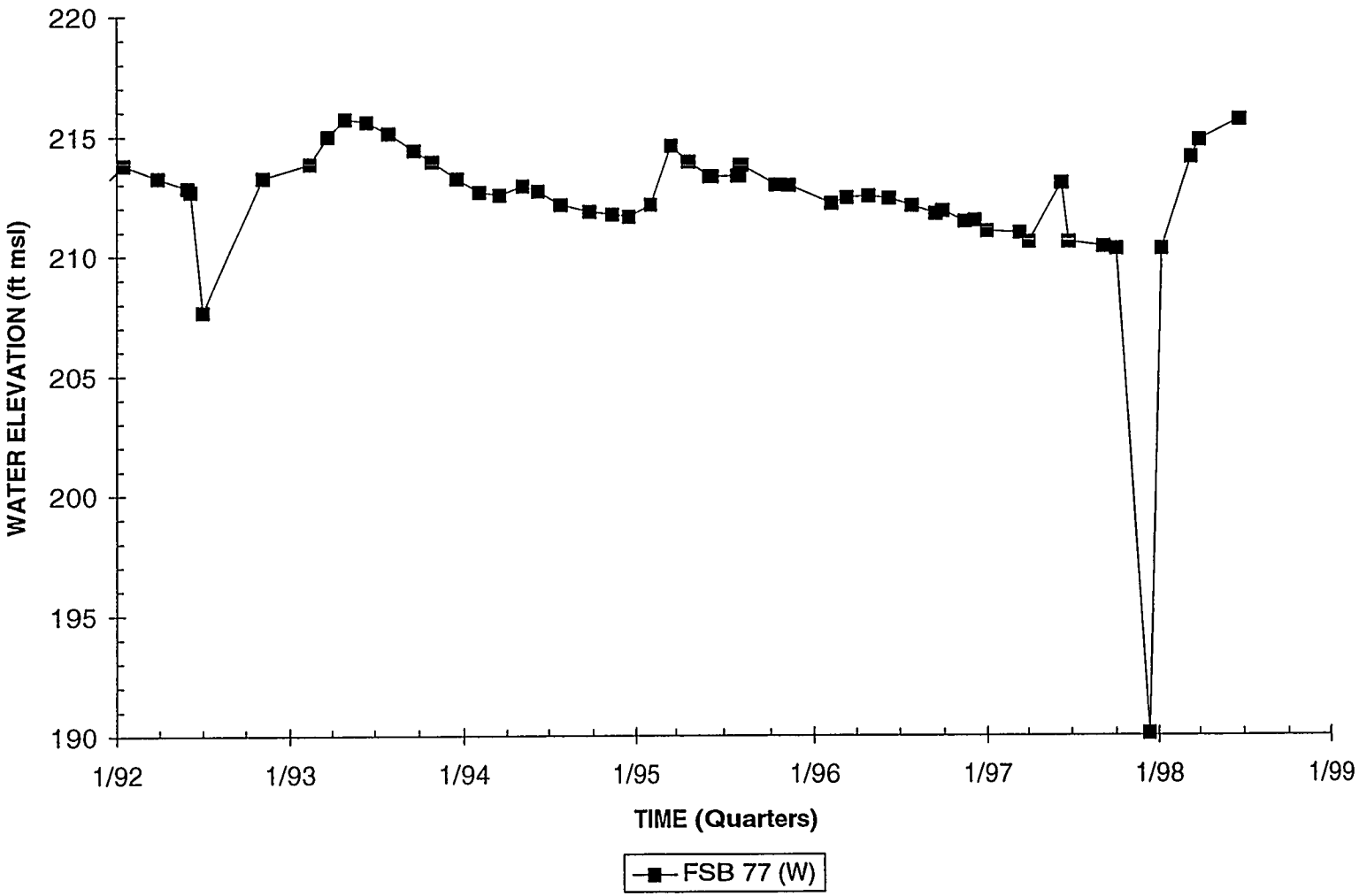


Note: W=Water Table (IIB2); B=Barnwell (IIB1); M=McBean (IIB1); UC=Upper Congaree (IIA); MC=Middle Congaree (IIA); LC=Lower Congaree (IIA)

# Hydrograph
# Well Cluster FSB 78

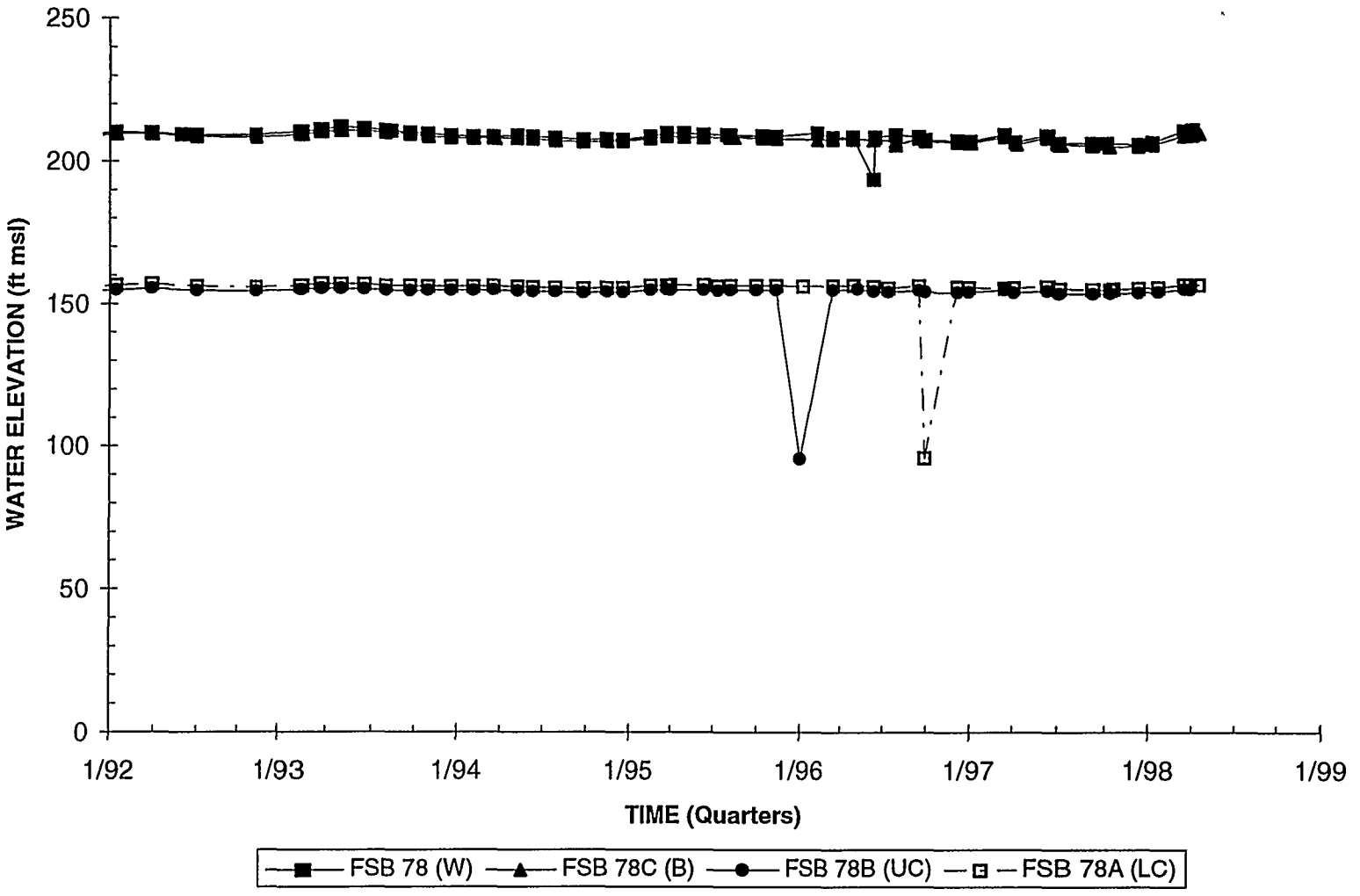


Note: W=Water Table (IIB2); B=Barnwell (IIB1); M=McBean (IIB1); UC=Upper Congaree (IIA); MC=Middle Congaree (IIA); LC=Lower Congaree (IIA)

# Hydrograph
# Well Cluster FSB 79

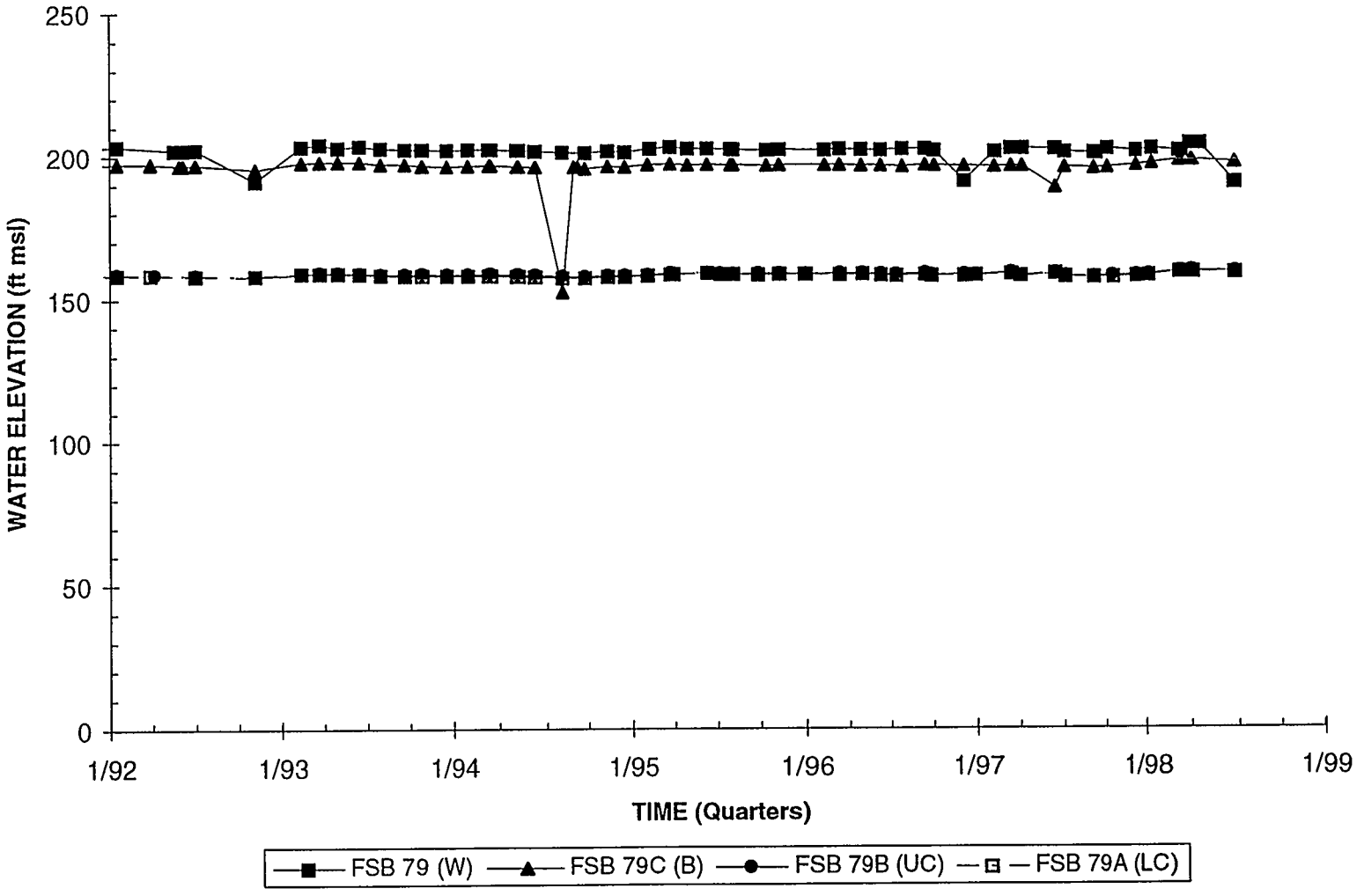


Note: W=Water Table (IIB2); B=Barnwell (IIB1); M=McBean (IIB1); UC=Upper Congaree (IIA); MC=Middle Congaree (IIA); LC=Lower Congaree (IIA)

# Hydrograph
# Well Cluster FSB 87

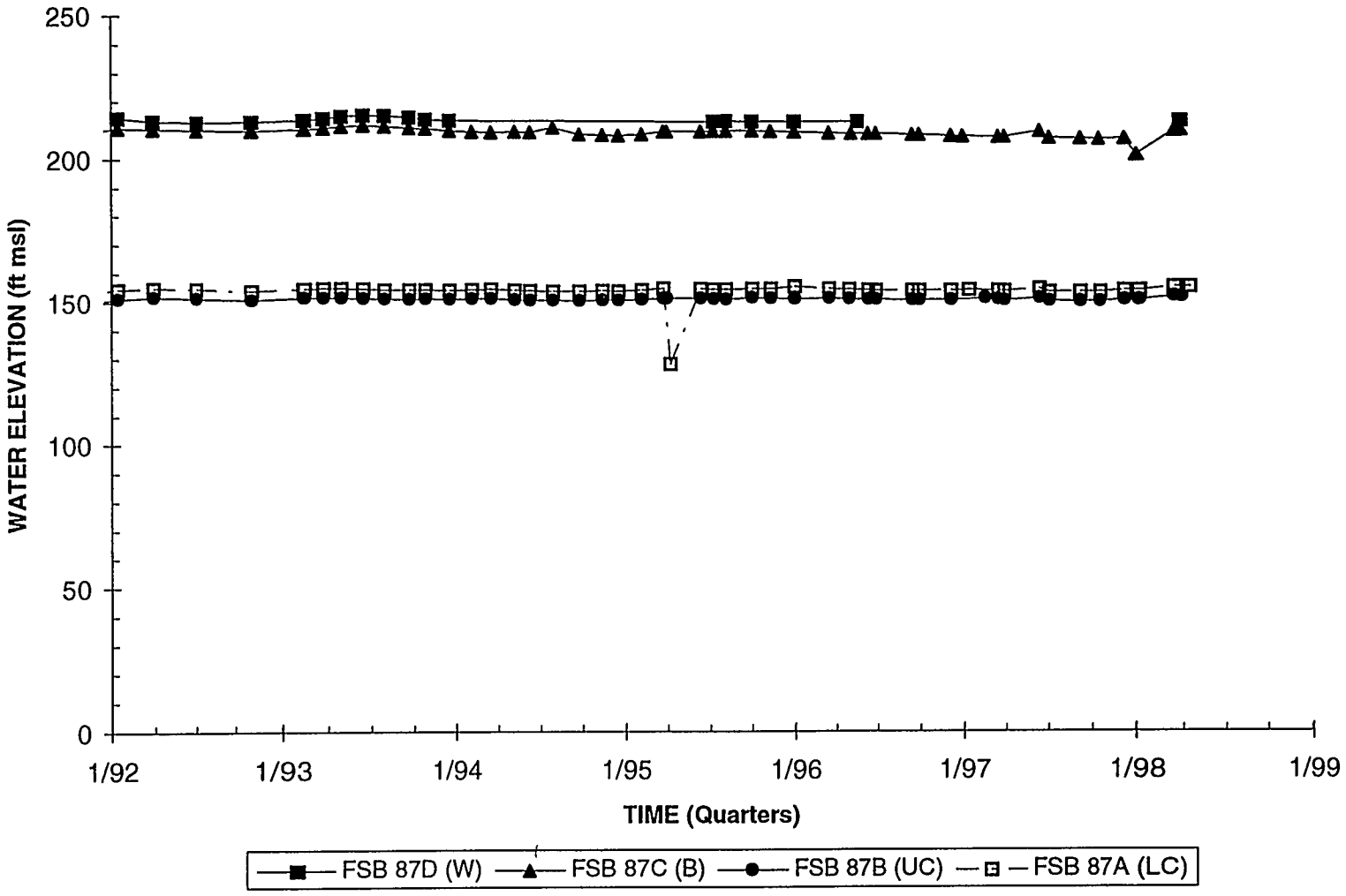


Note: W=Water Table (IIB2); B=Bamwell (IIB1); M=McBean (IIB1); UC=Upper Congaree (IIA); MC=Middle Congaree (IIA); LC=Lower Congaree (IIA)

# Hydrograph
# Well Cluster FSB 88

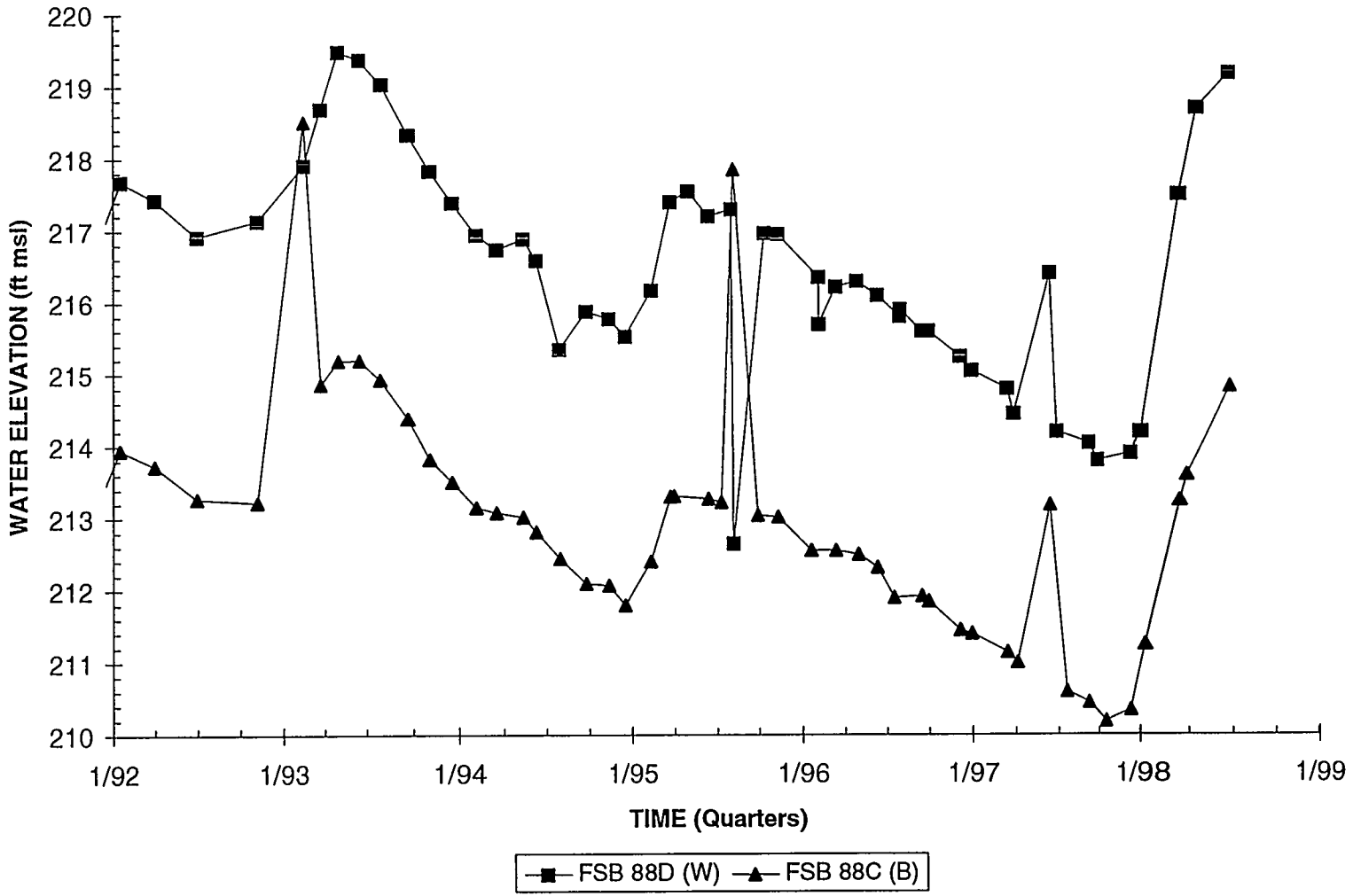


Note: W=Water Table (IIB2); B=Bamwell (IIB1); M=McBean (IIB1); UC=Upper Congaree (IIA); MC=Middle Congaree (IIA); LC=Lower Congaree (IIA)

# Hydrograph
# Well Cluster FSB 89

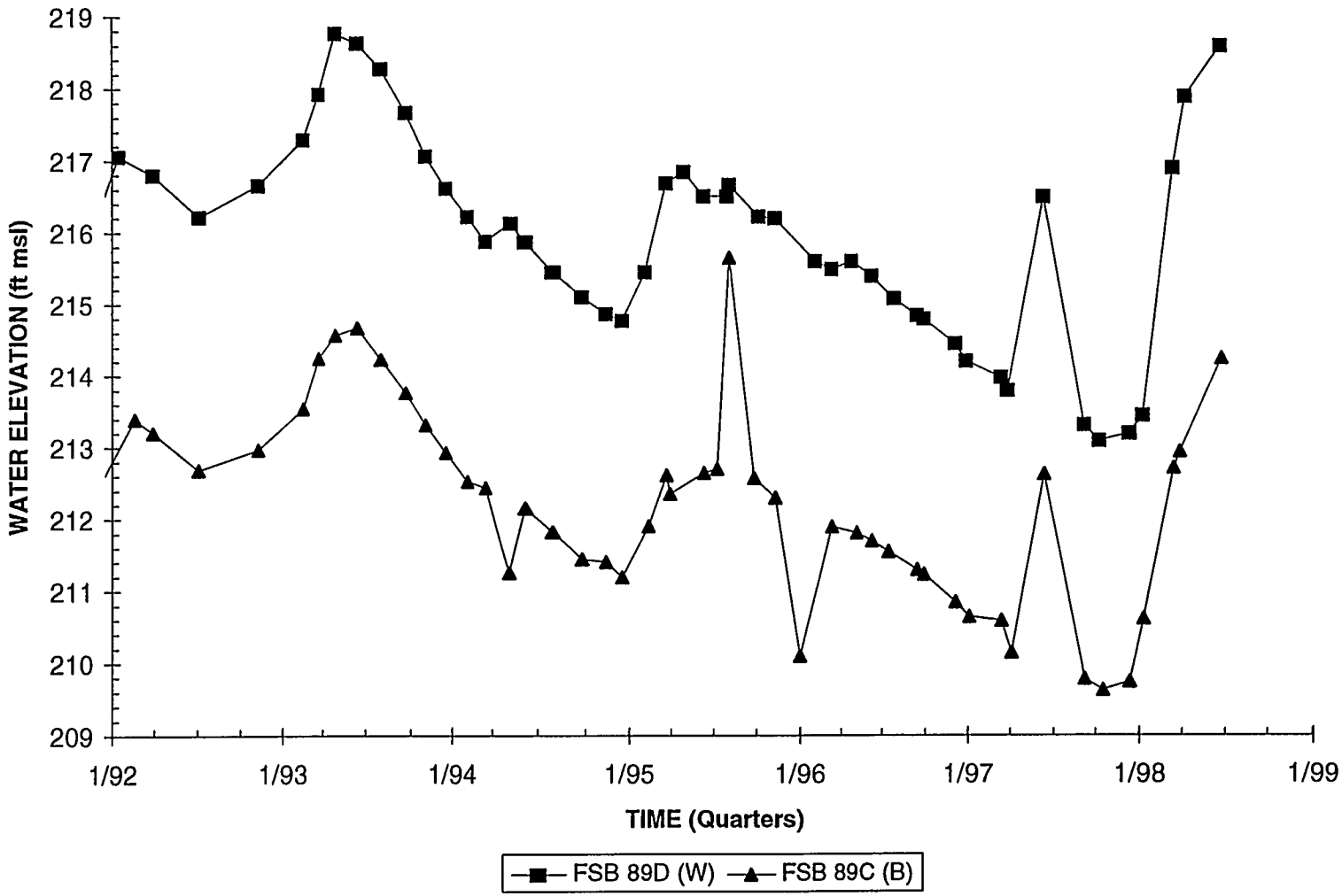


Note: W=Water Table (IIB2); B=Barnwell (IIB1); M=McBean (IIB1); UC=Upper Congaree (IIA); MC=Middle Congaree (IIA); LC=Lower Congaree (IIA)

# Hydrograph
# Well Cluster FSB 90

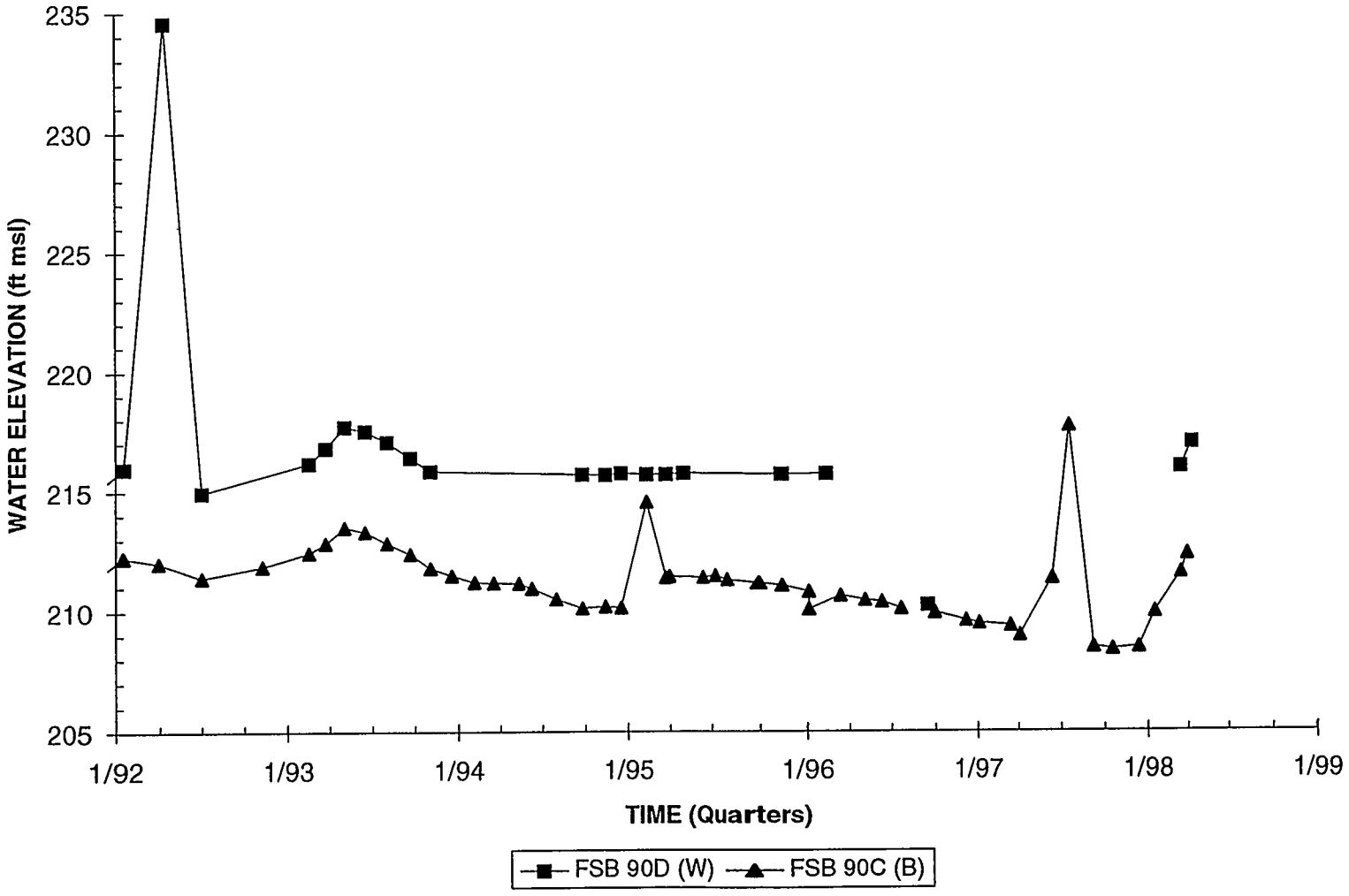


Note: W=Water Table (IIB2); B=Barnwell (IIB1); M=McBean (IIB1); UC=Upper Congaree (IIA); MC=Middle Congaree (IIA); LC=Lower Congaree (IIA)

# Hydrograph
# Well Cluster FSB 91

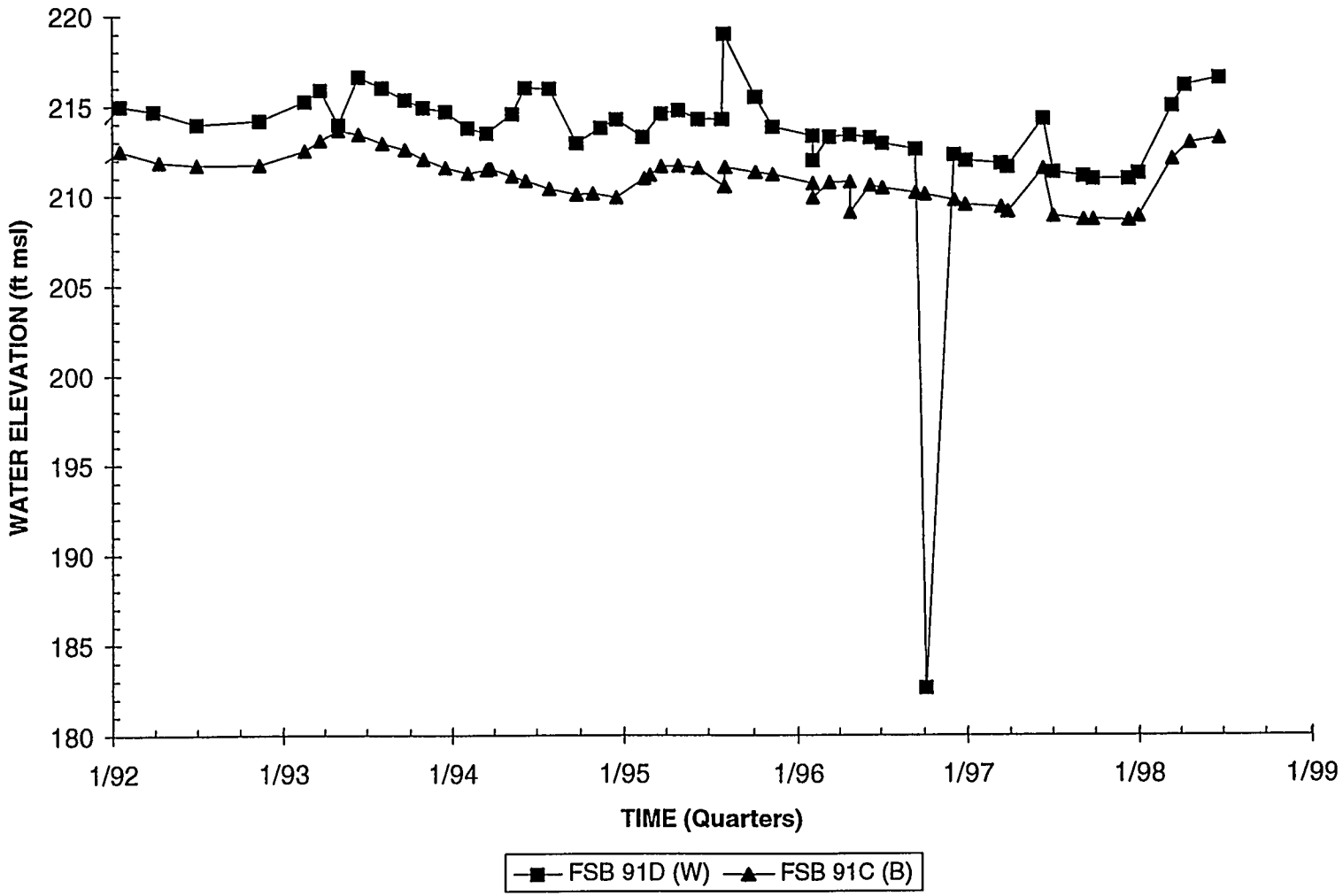


Note: W=Water Table (IIB2); B=Barnwell (IIB1); M=McBean (IIB1); UC=Upper Congaree (IIA); MC=Middle Congaree (IIA); LC=Lower Congaree (IIA)

# Hydrograph
# Well Cluster FSB 92

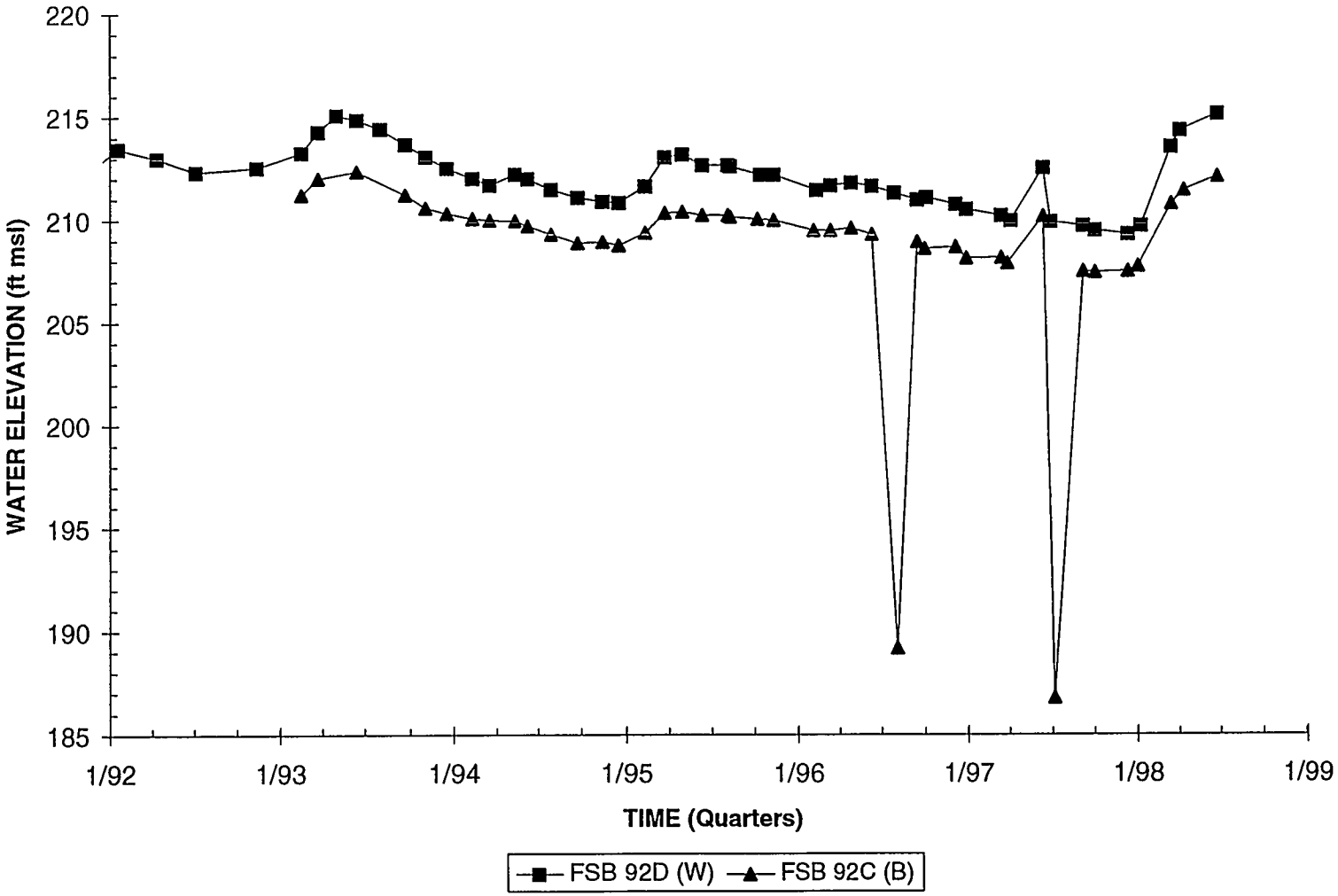


Note: W=Water Table (IIB2); B=Barnwell (IIB1); M=McBean (IIB1); UC=Upper Congaree (IIA); MC=Middle Congaree (IIA); LC=Lower Congaree (IIA)

# Hydrograph
# Well Cluster FSB 93

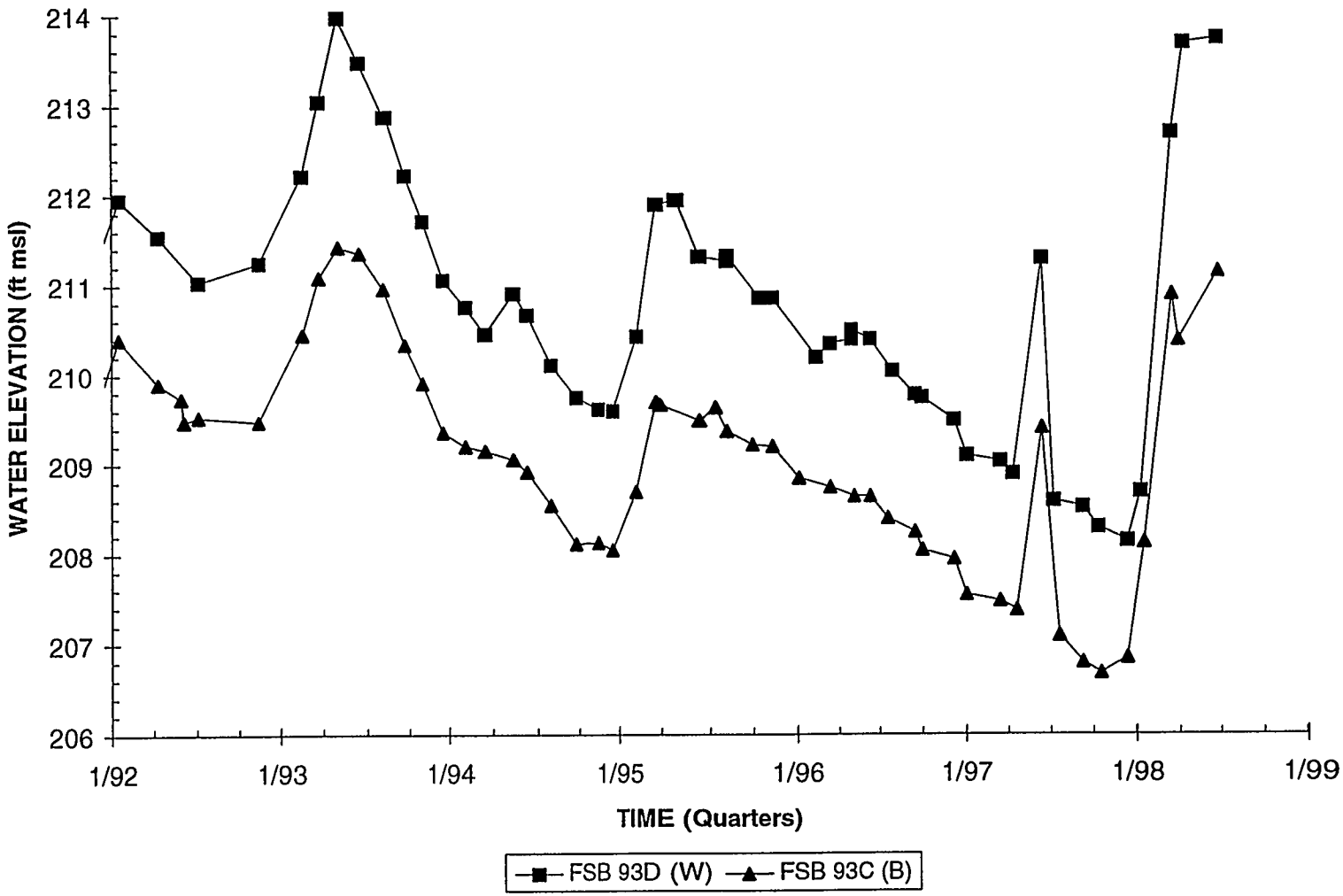


Note: W=Water Table (IIB2); B=Barnwell (IIB1); M=McBean (IIB1); UC=Upper Congaree (IIA); MC=Middle Congaree (IIA); LC=Lower Congaree (IIA)

# Hydrograph
# Well Cluster FSB 94

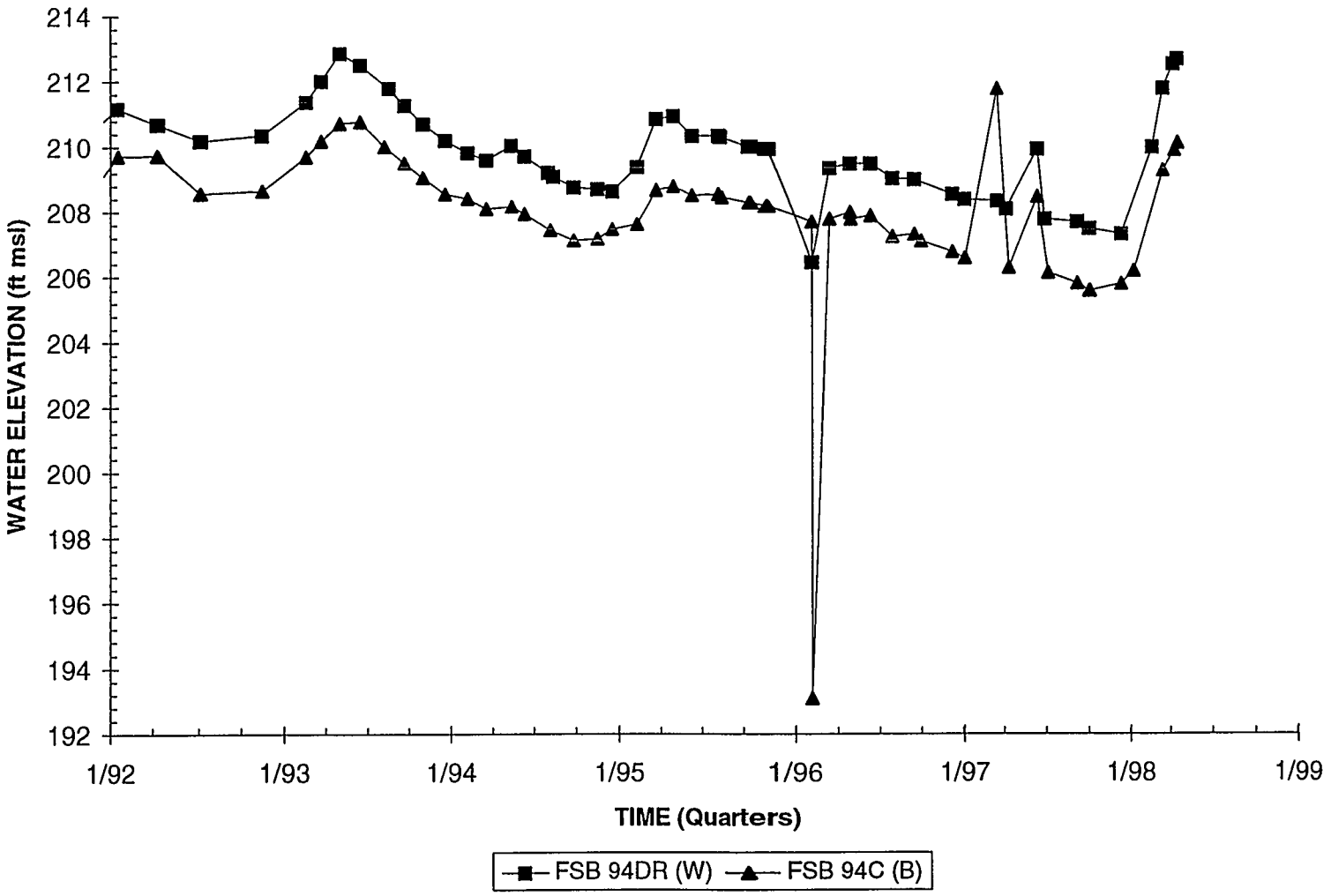


Note: W=Water Table (IIB2); B=Barnwell (IIB1); M=McBean (IIB1); UC=Upper Congaree (IIA); MC=Middle Congaree (IIA); LC=Lower Congaree (IIA)

# Hydrograph
# Well Cluster FSB 95

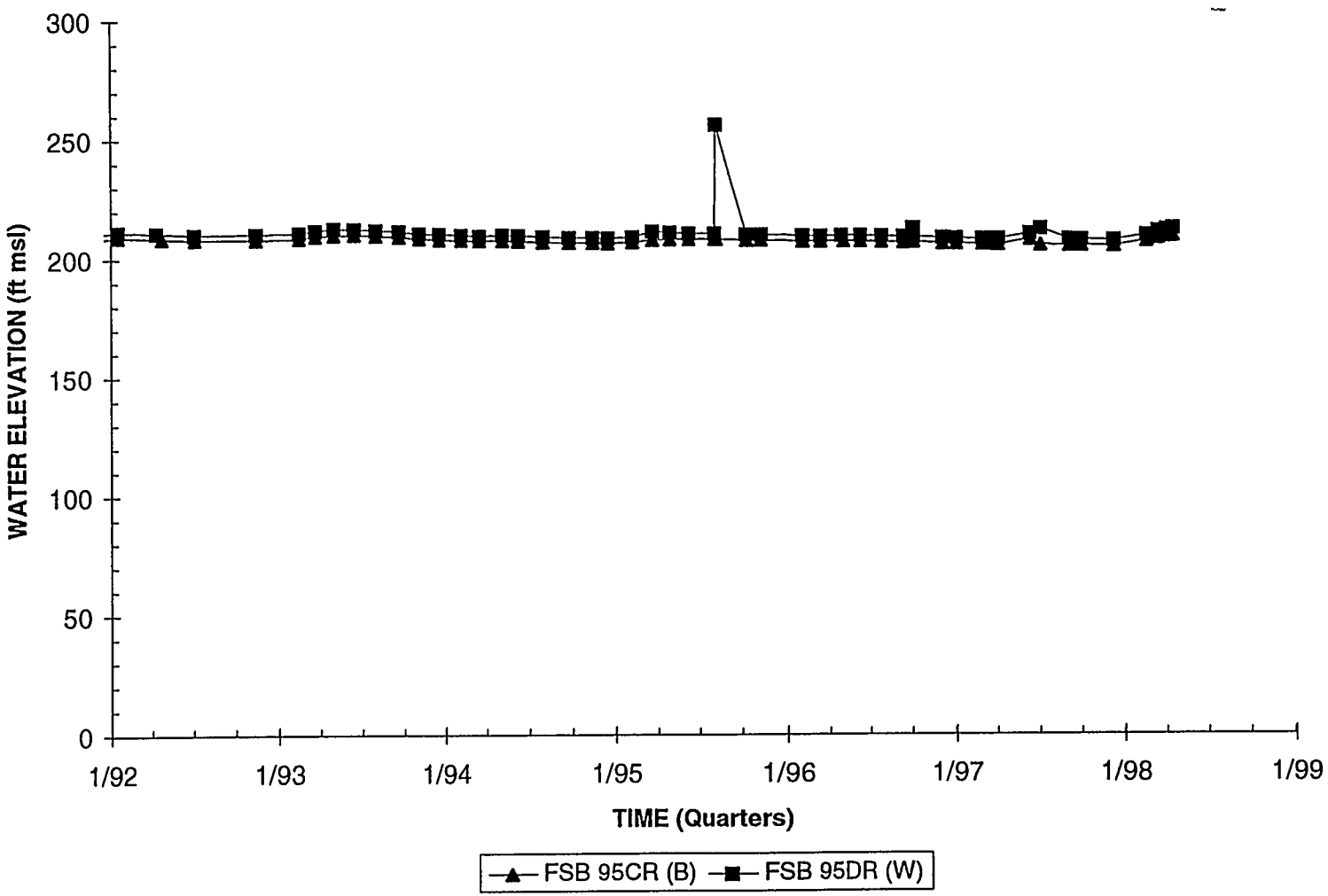


Note: W=Water Table (IIB2); B=Barnwell (IIB1); M=McBean (IIB1); UC=Upper Congaree (IIA); MC=Middle Congaree (IIA); LC=Lower Congaree (IIA)

# Hydrograph
# Well FSB 96AR

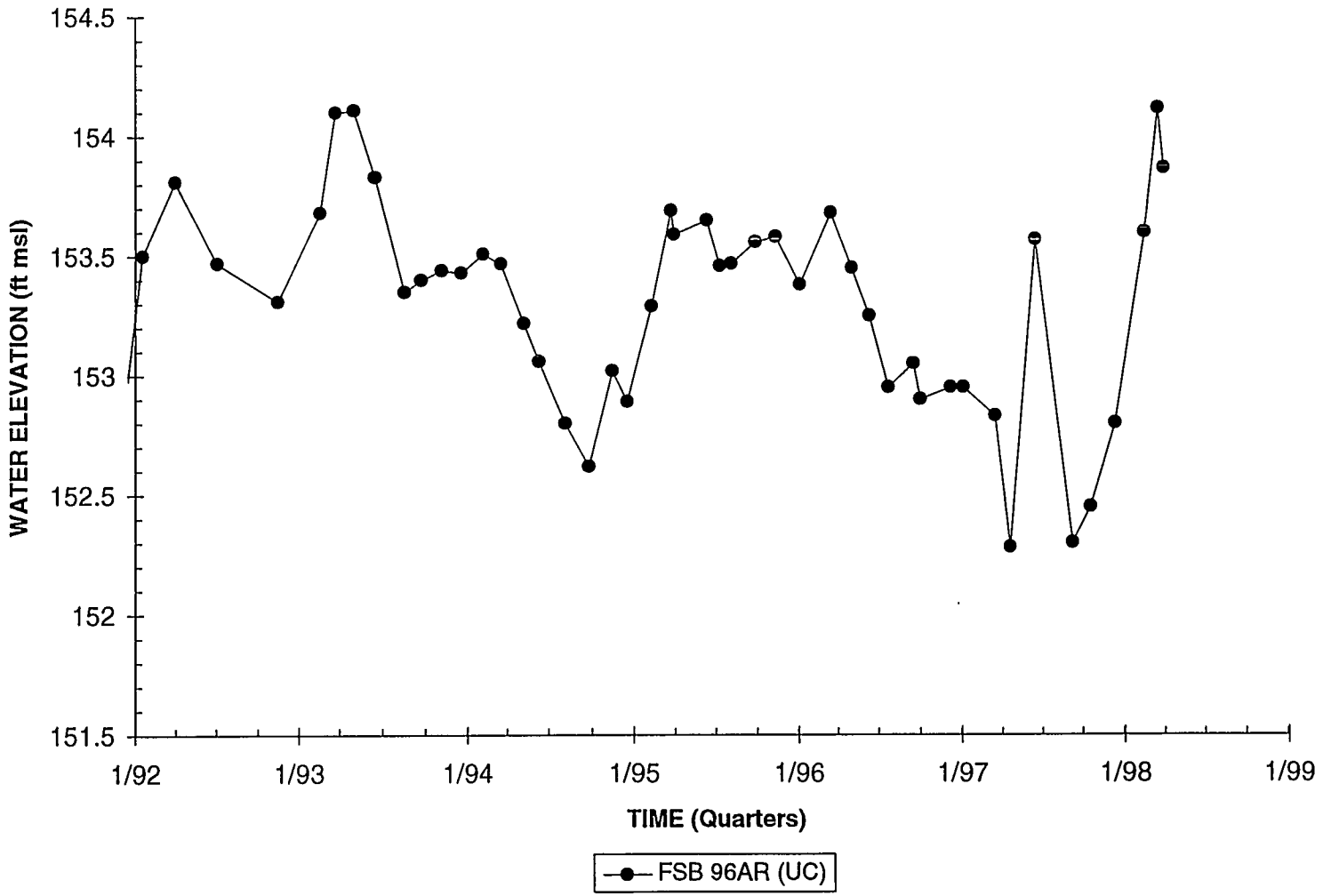


Note: W=Water Table (IIB2); B=Barnwell (IIB1); M=McBean (IIB1); UC=Upper Congaree (IIA); MC=Middle Congaree (IIA); LC=Lower Congaree (IIA)

# Hydrograph
# Well Cluster FSB 97

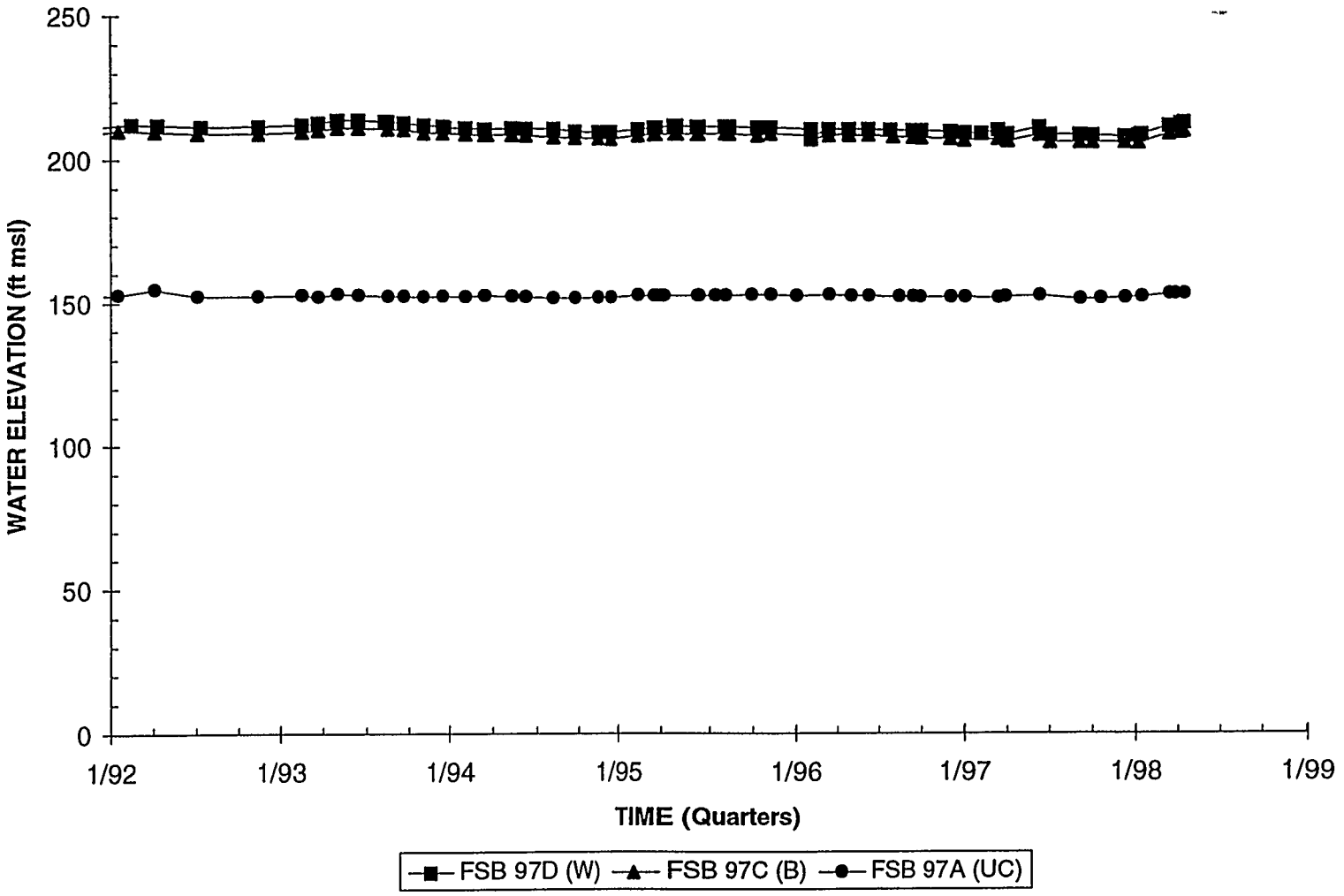


Note: W=Water Table (IIB2); B=Barnwell (IIB1); M=McBean (IIB1); UC=Upper Congaree (IIA); MC=Middle Congaree (IIA); LC=Lower Congaree (IIA)

# Hydrograph
# Well Cluster FSB 98

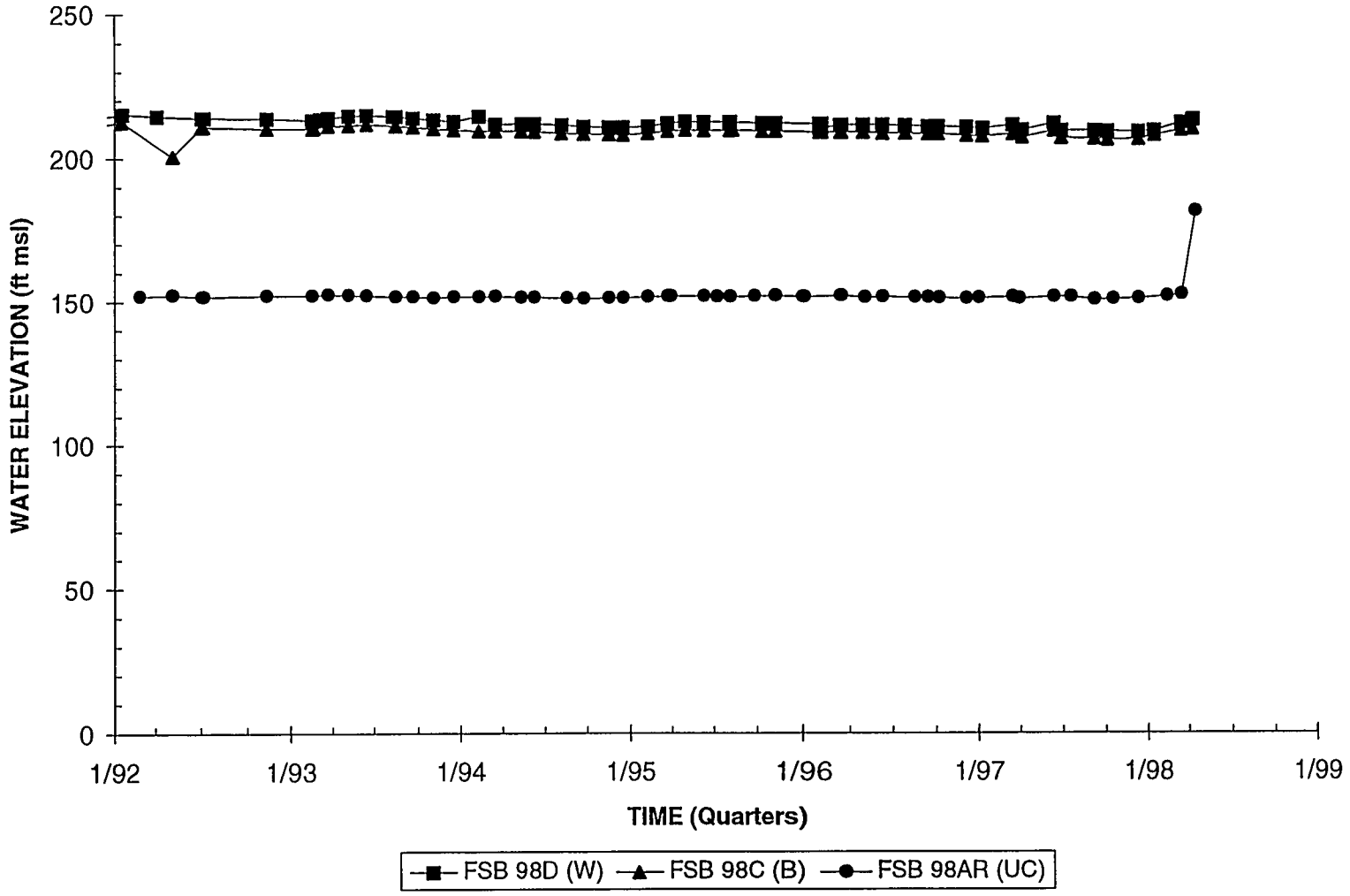


Note: W=Water Table (IIB2); B=Barnwell (IIB1); M=McBean (IIB1); UC=Upper Congaree (IIA); MC=Middle Congaree (IIA); LC=Lower Congaree (IIA)

# Hydrograph
# Well Cluster FSB 99

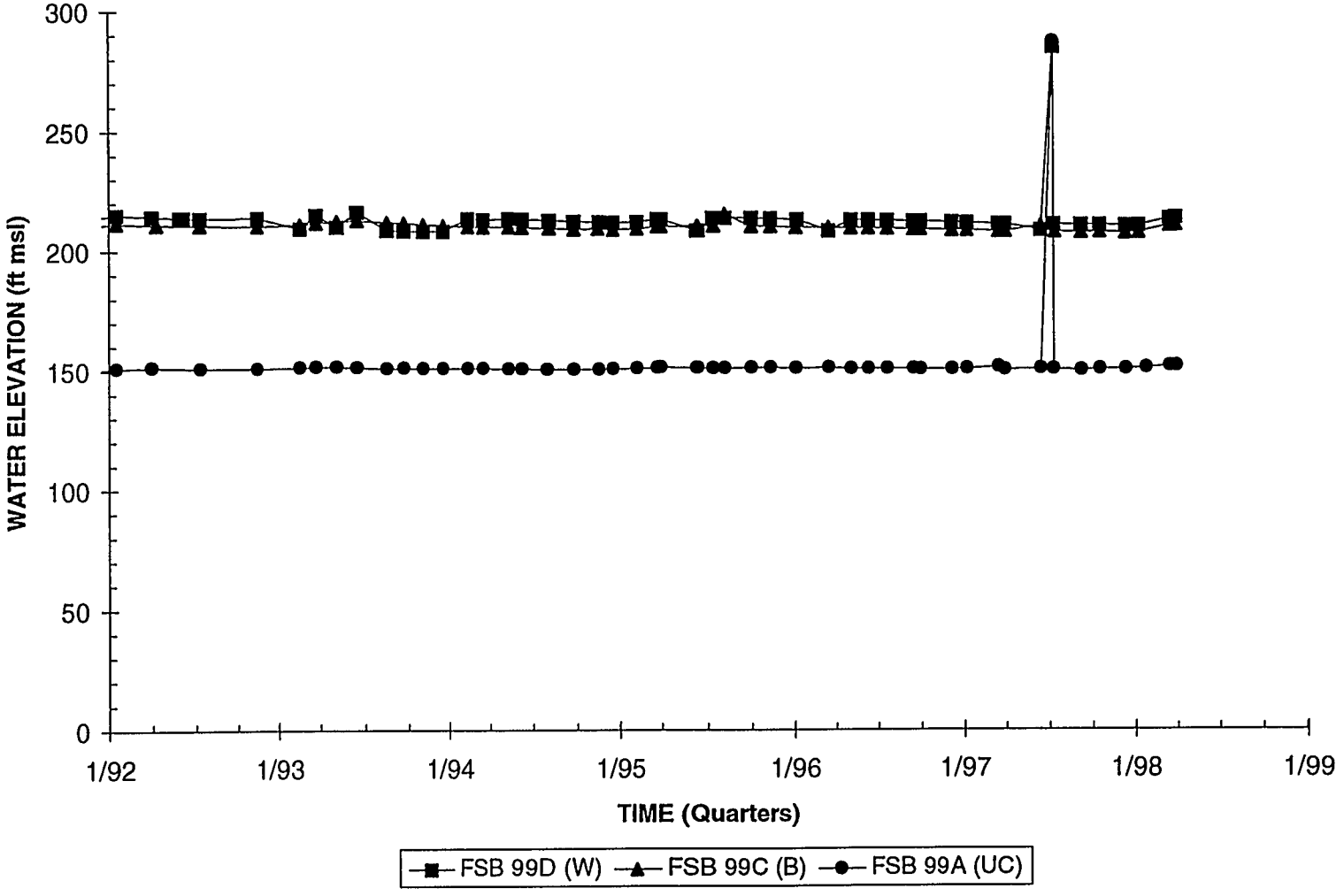


Note: W=Water Table (IIB2); B=Barnwell (IIB1); M=McBean (IIB1); UC=Upper Congaree (IIA); MC=Middle Congaree (IIA); LC=Lower Congaree (IIA)

# Hydrograph
# Well FSB100A

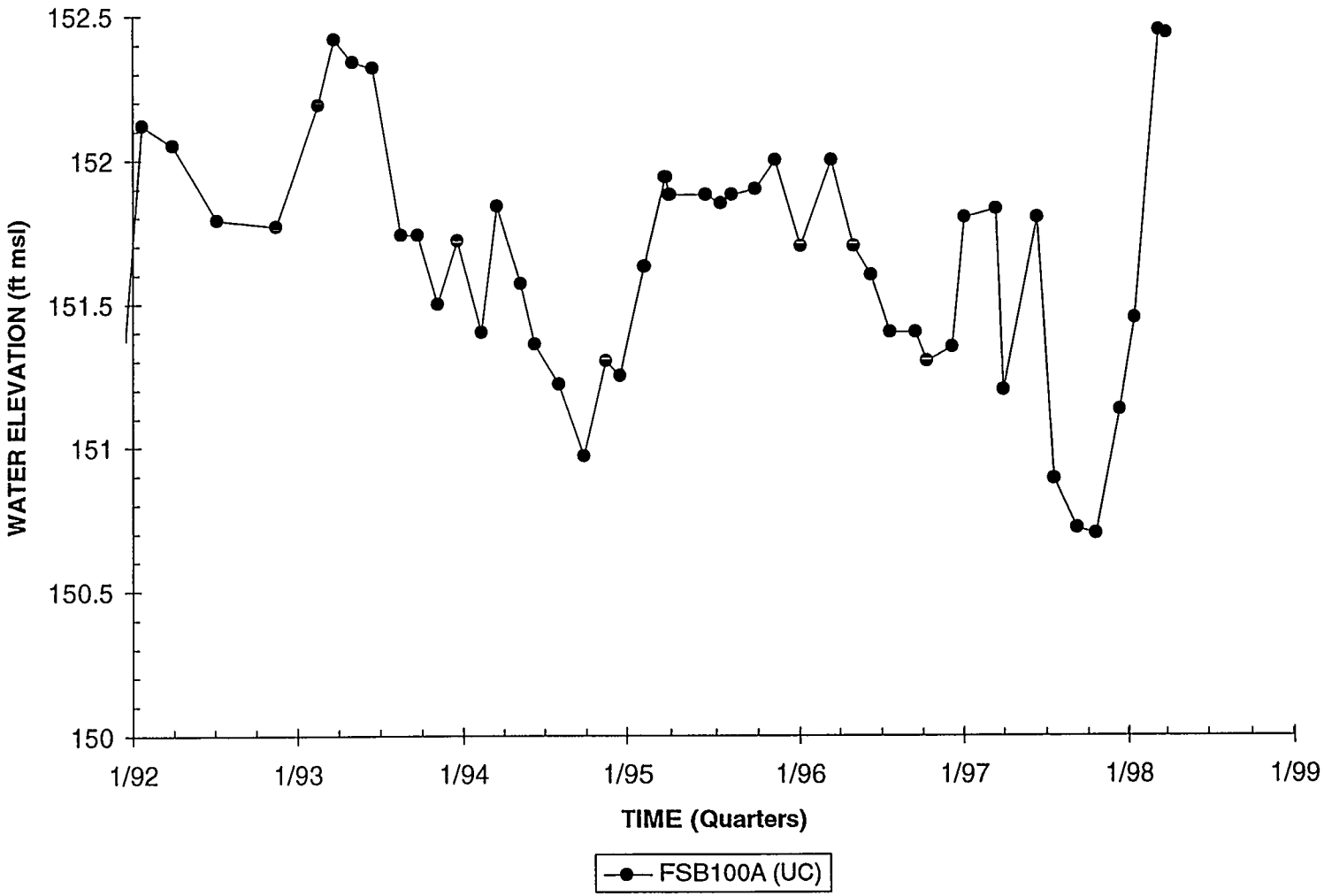


Note: W=Water Table (IIB2); B=Bamwell (IIB1); M=McBean (IIB1); UC=Upper Congaree (IIA); MC=Middle Congaree (IIA); LC=Lower Congaree (IIA)

# Hydrograph
# Well FSB101A

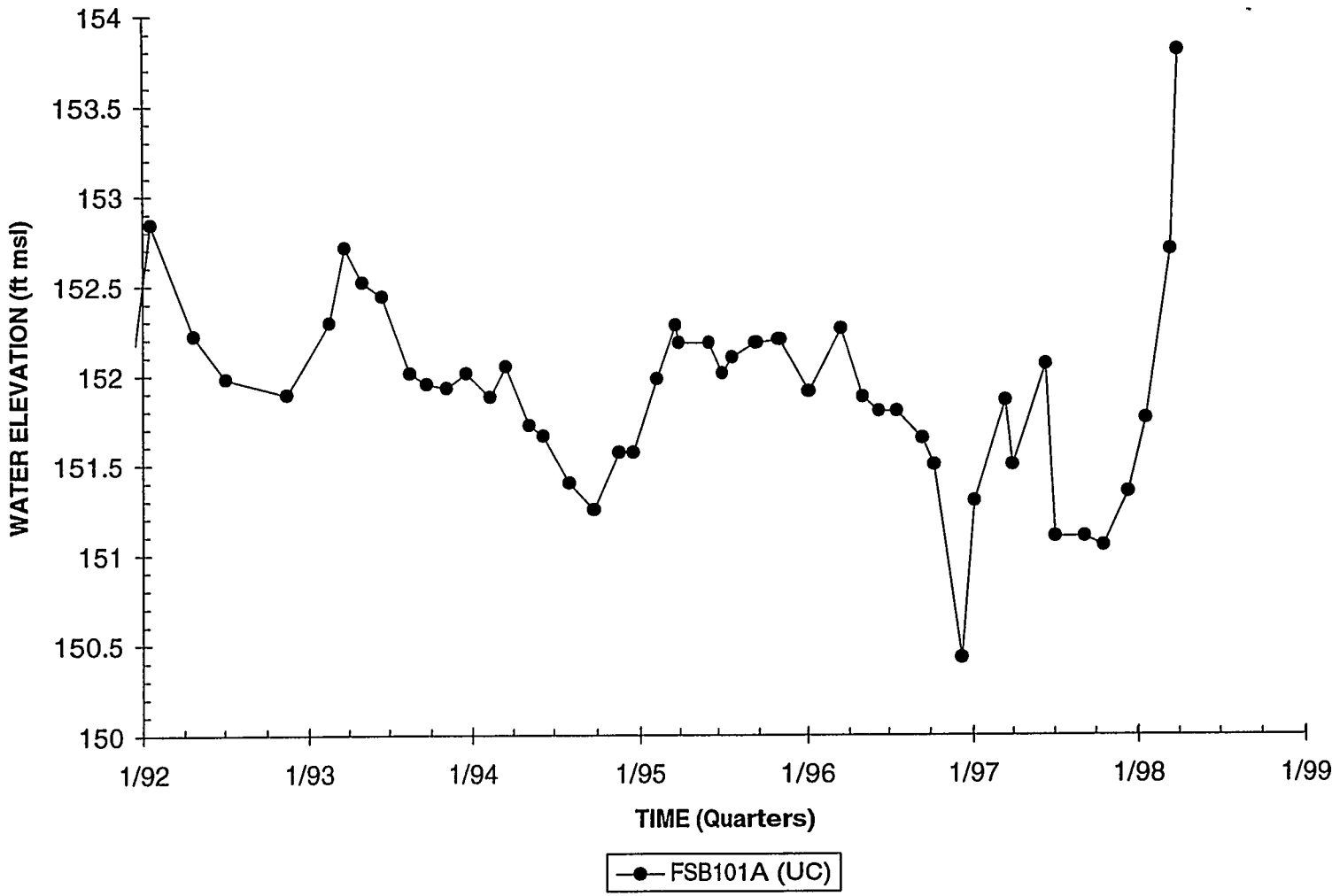


Note: W=Water Table (IIB2); B=Barnwell (IIB1); M=McBean (IIB1); UC=Upper Congaree (IIA); MC=Middle Congaree (IIA); LC=Lower Congaree (IIA)

# Hydrograph
# Well FSB102C

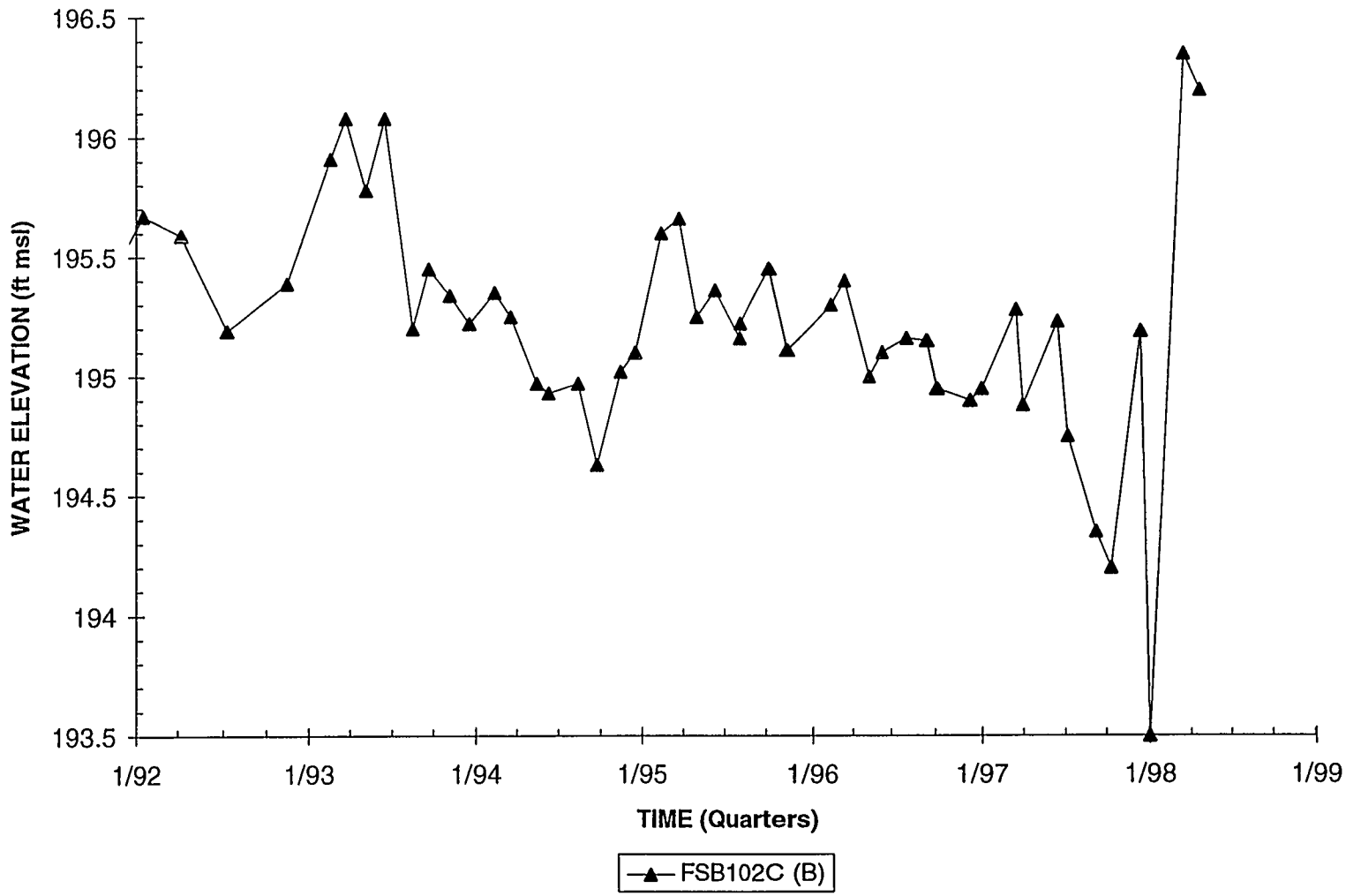


Note: W=Water Table (IIB2); B=Barnwell (IIB1); M=McBean (IIB1); UC=Upper Congaree (IIA); MC=Middle Congaree (IIA); LC=Lower Congaree (IIA)

# Hydrograph
# Well FSB103C

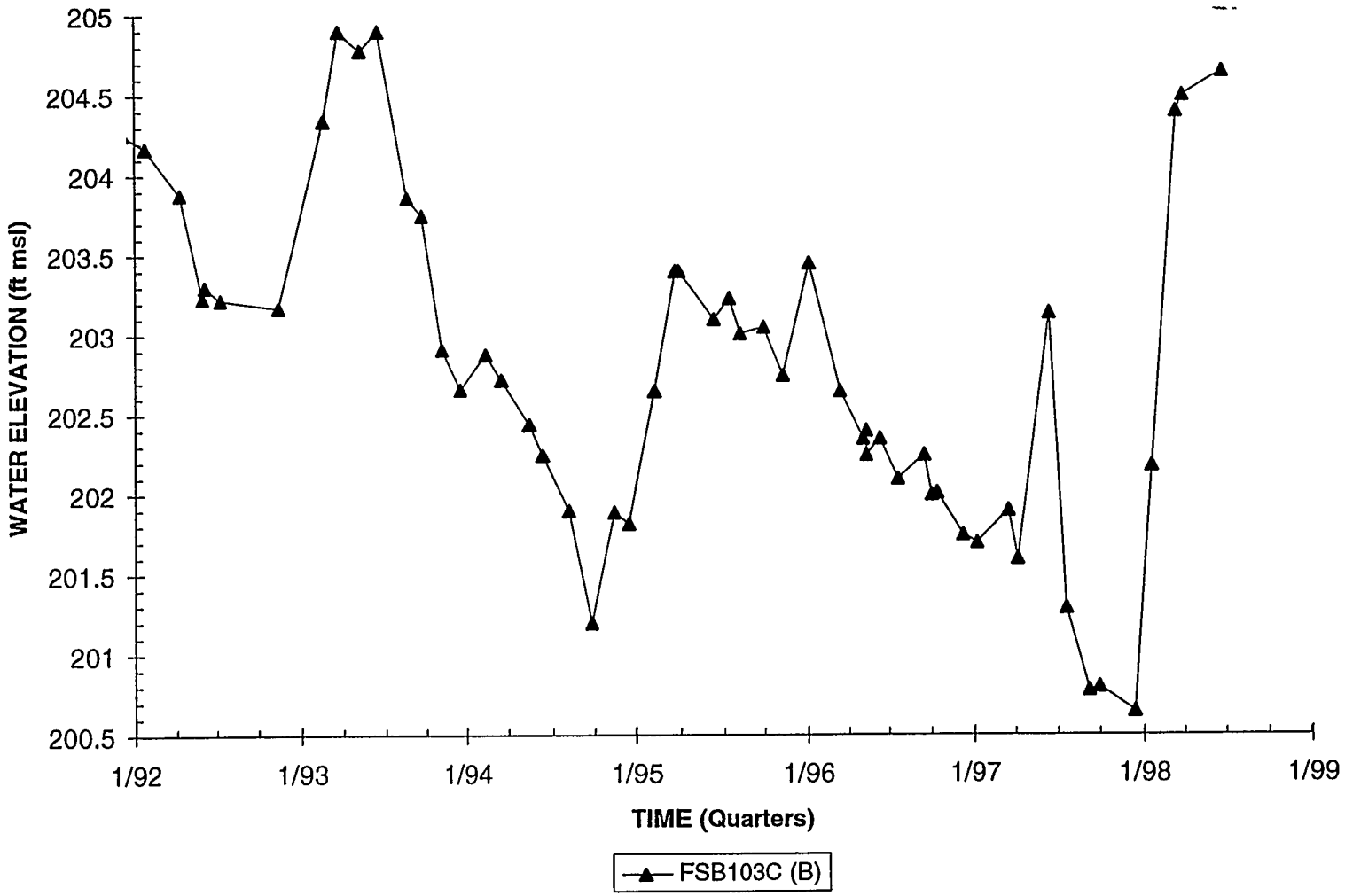


Note: W=Water Table (IIB2); B=Barnwell (IIB1); M=McBean (IIB1); UC=Upper Congaree (IIA); MC=Middle Congaree (IIA); LC=Lower Congaree (IIA)

# Hydrograph
# Well Cluster FSB104

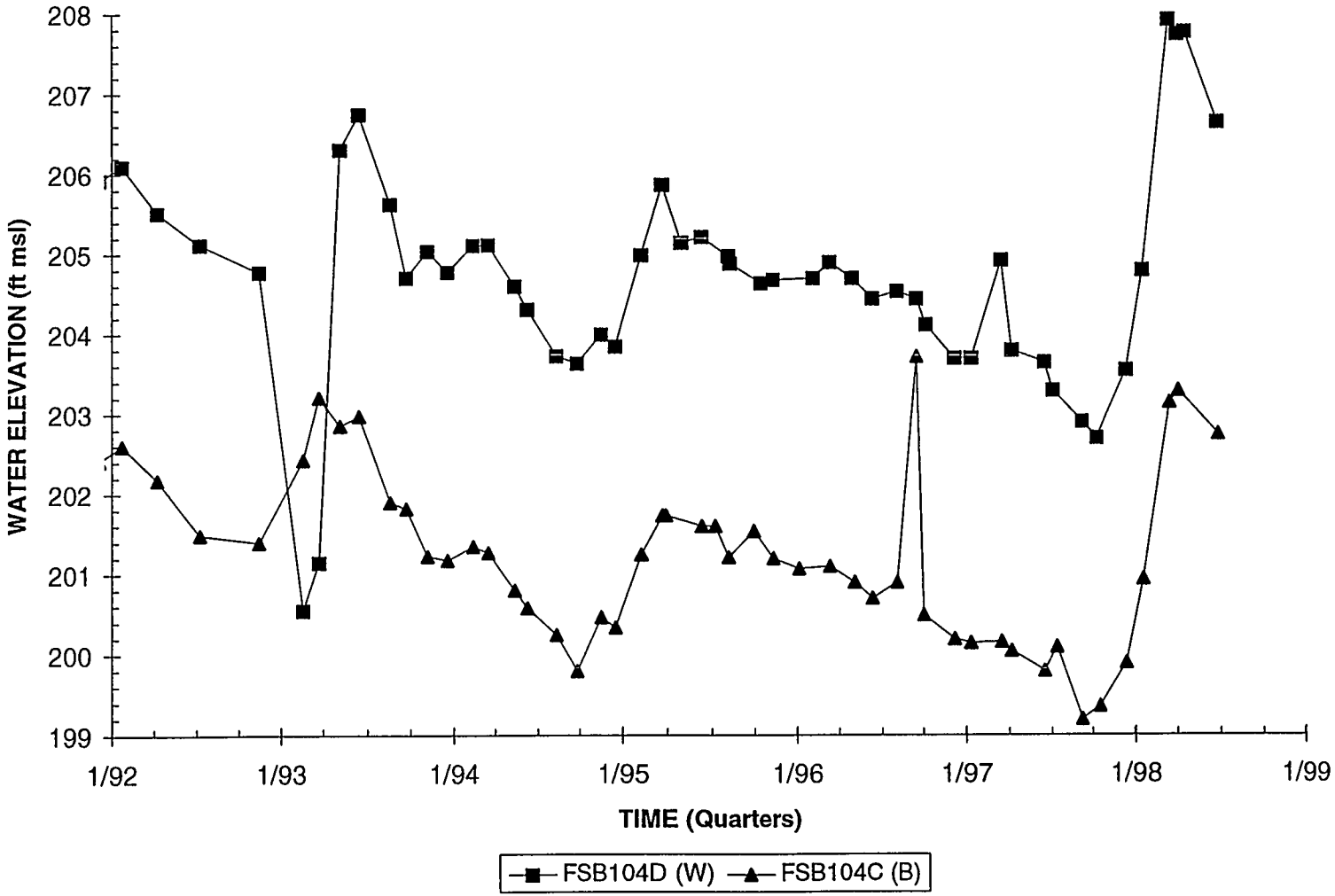


Note: W=Water Table (IIB2); B=Barnwell (IIB1); M=McBean (IIB1); UC=Upper Congaree (IIA); MC=Middle Congaree (IIA); LC=Lower Congaree (IIA)

# Hydrograph
# Well Cluster FSB105

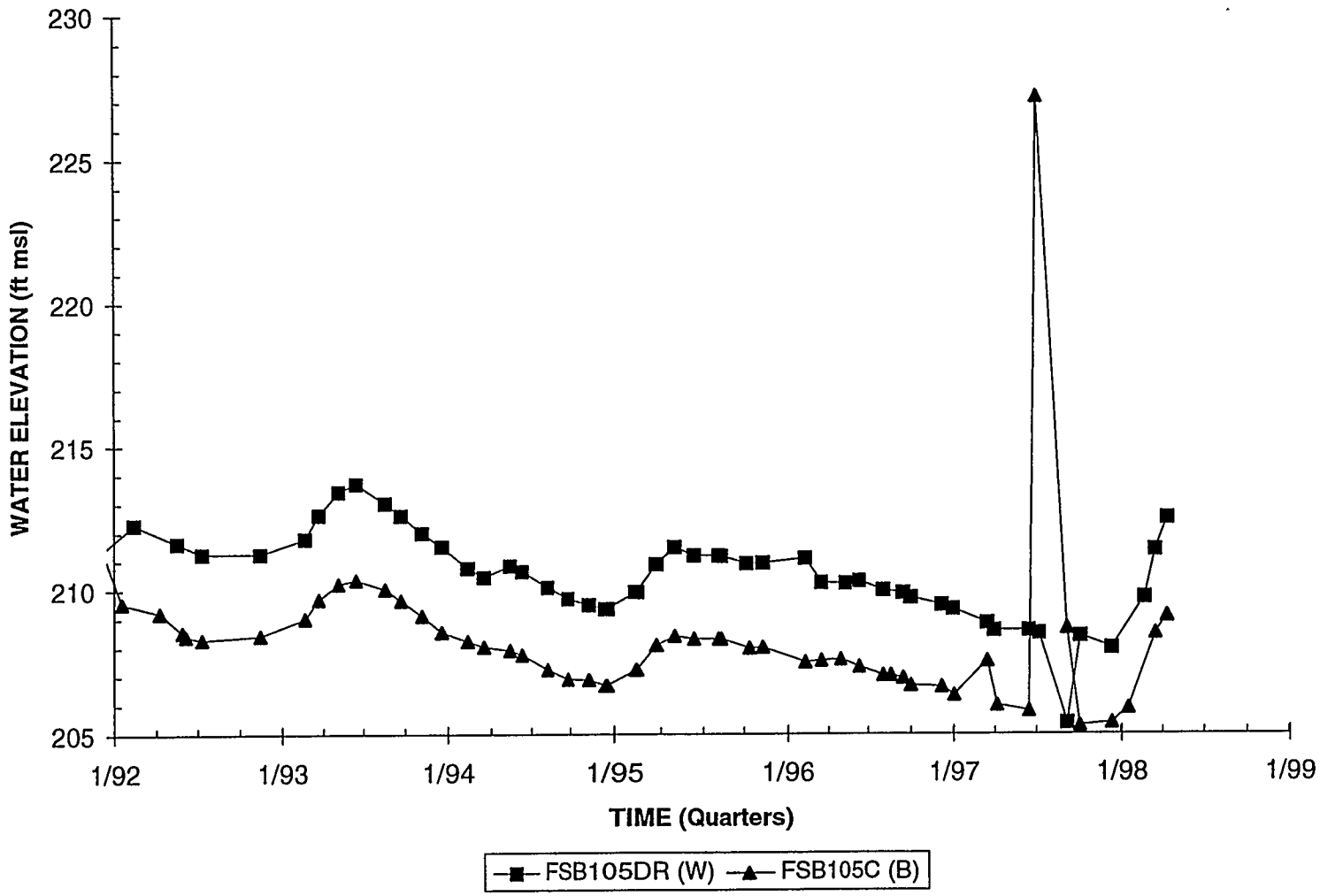


Note: W=Water Table (IIB2); B=Barnwell (IIB1); M=McBean (IIB1); UC=Upper Congaree (IIA); MC=Middle Congaree (IIA); LC=Lower Congaree (IIA)

# Hydrograph
# Well Cluster FSB106

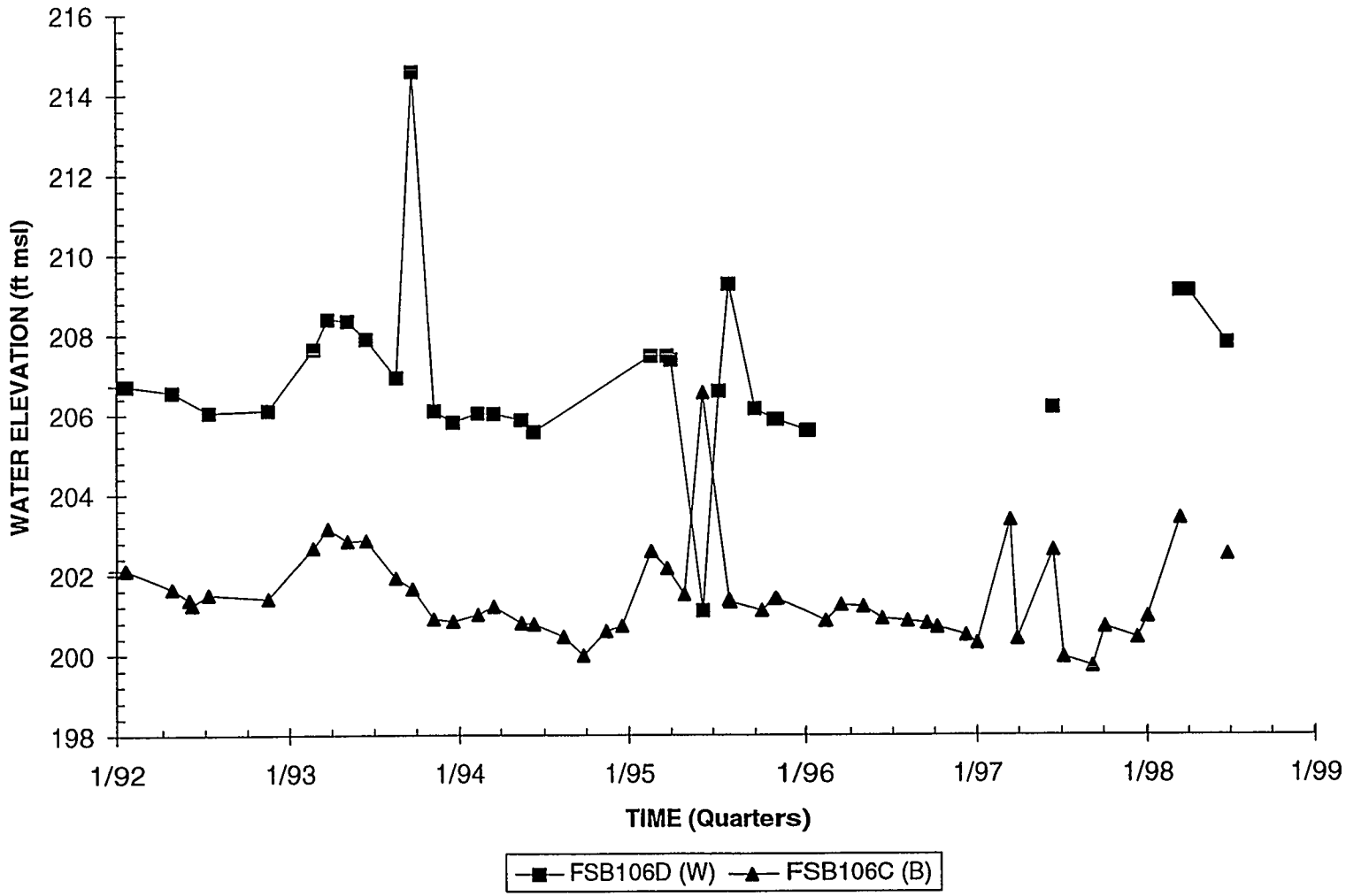


Note: W=Water Table (IIB2); B=Barnwell (IIB1); M=McBean (IIB1); UC=Upper Congaree (IIA); MC=Middle Congaree (IIA); LC=Lower Congaree (IIA)

# Hydrograph
# Well Cluster FSB107

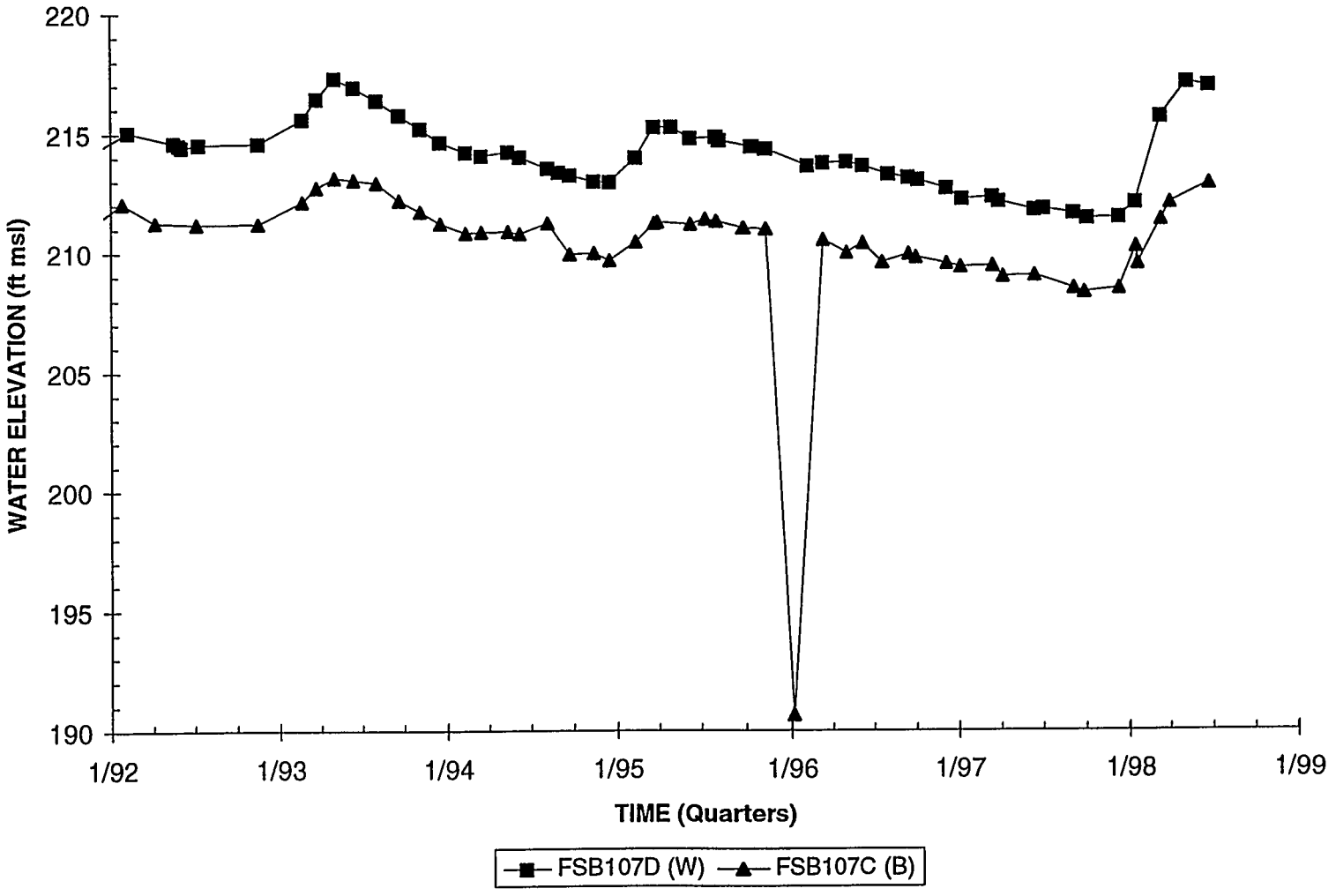


Note: W=Water Table (IIB2); B=Barnwell (IIB1); M=McBean (IIB1); UC=Upper Congaree (IIA); MC=Middle Congaree (IIA); LC=Lower Congaree (IIA)

# Hydrograph
# Well FSB108D

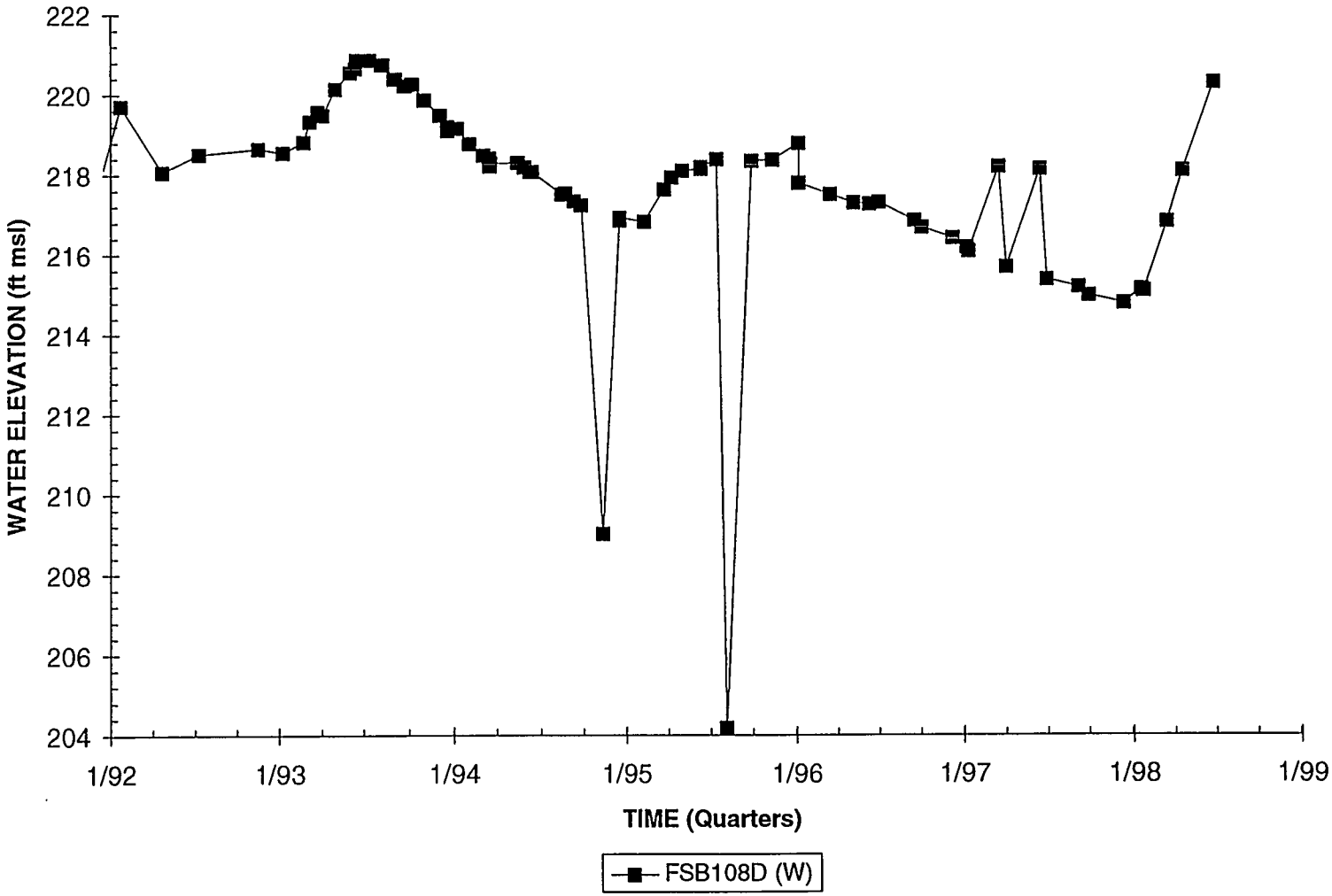


Note: W=Water Table (IIB2); B=Barnwell (IIB1); M=McBean (IIB1); UC=Upper Congaree (IIA); MC=Middle Congaree (IIA); LC=Lower Congaree (IIA)

# Hydrograph
# Well FSB109D

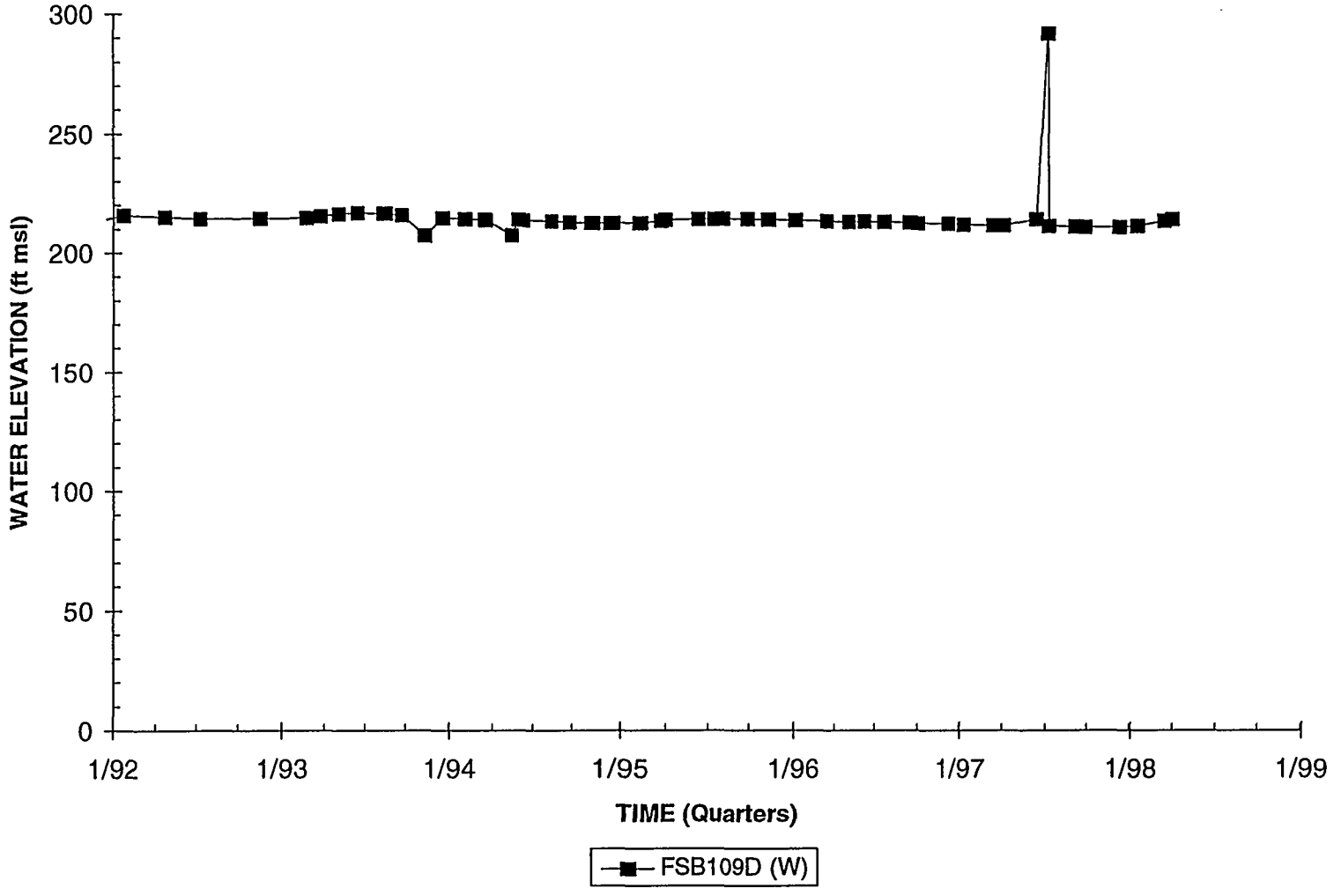


Note: W=Water Table (IIB2); B=Barnwell (IIB1); M=McBean (IIB1); UC=Upper Congaree (IIA); MC=Middle Congaree (IIA); LC=Lower Congaree (IIA)

# Hydrograph
# Well Cluster FSB110

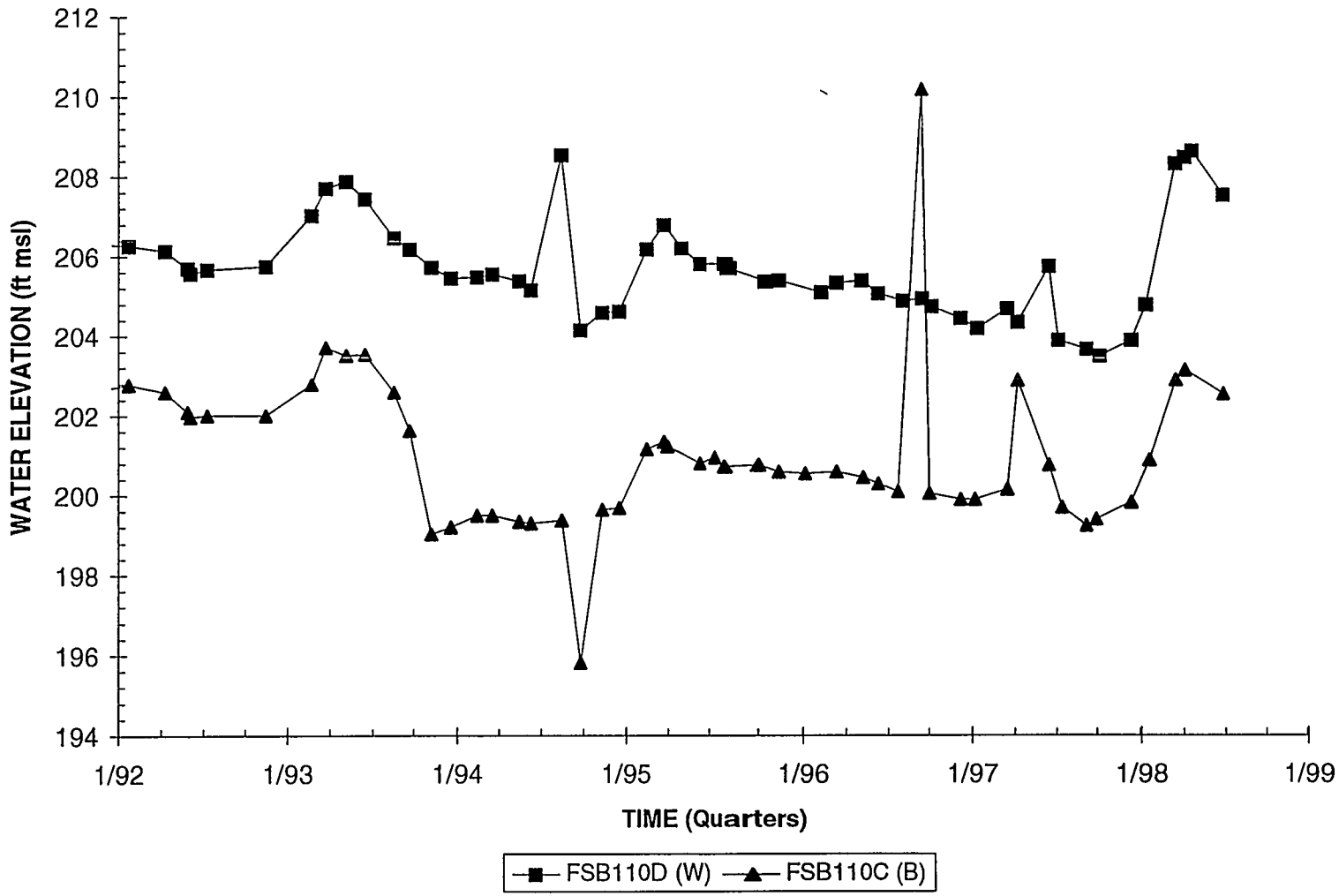


Note: W=Water Table (IIB2); B=Barnwell (IIB1); M=McBean (IIB1); UC=Upper Congaree (IIA); MC=Middle Congaree (IIA); LC=Lower Congaree (IIA)

# Hydrograph
# Well Cluster FSB111

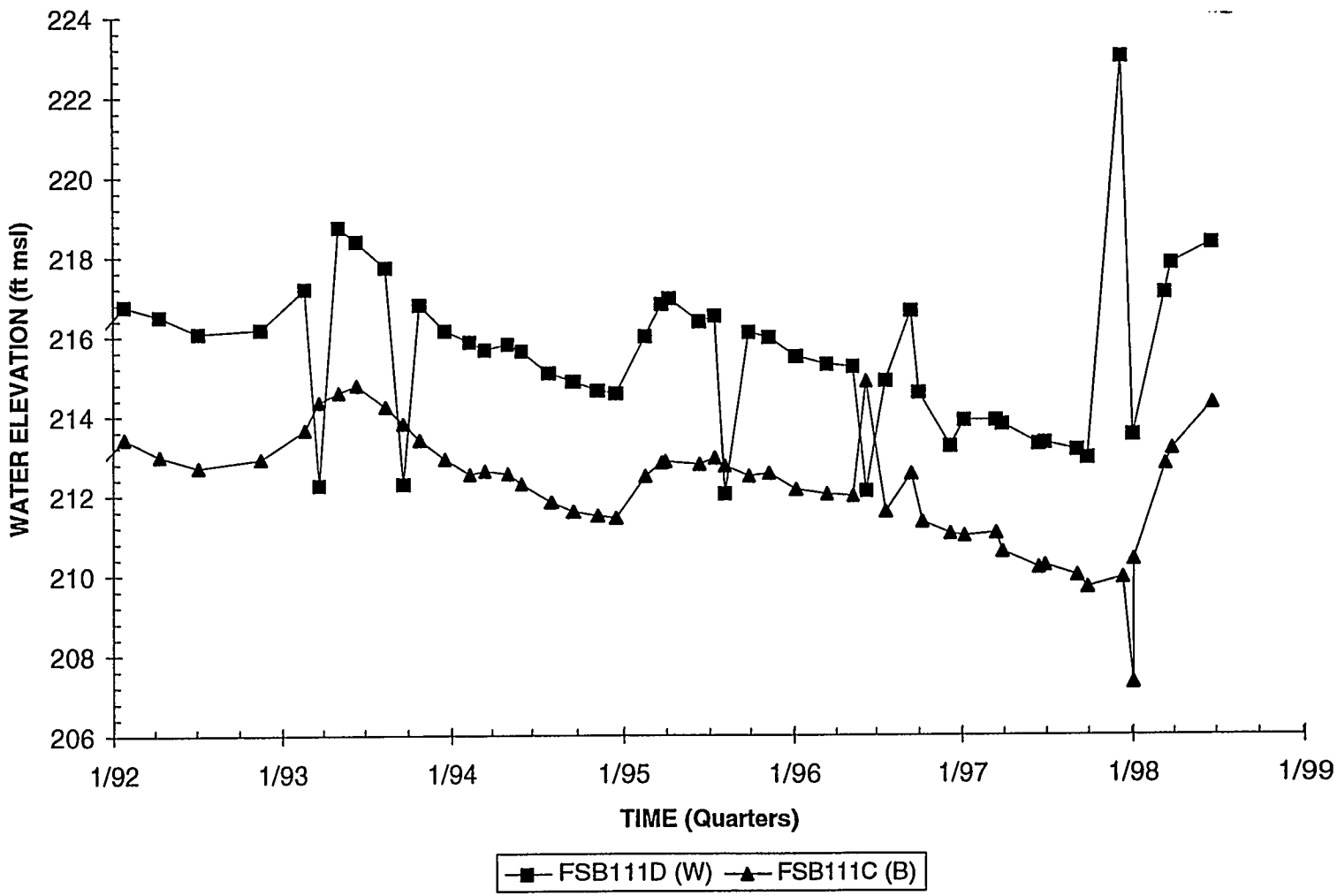


Note: W=Water Table (IIB2); B=Barnwell (IIB1); M=McBean (IIB1); UC=Upper Congaree (IIA); MC=Middle Congaree (IIA); LC=Lower Congaree (IIA)

# Hydrograph
# Well Cluster FSB112

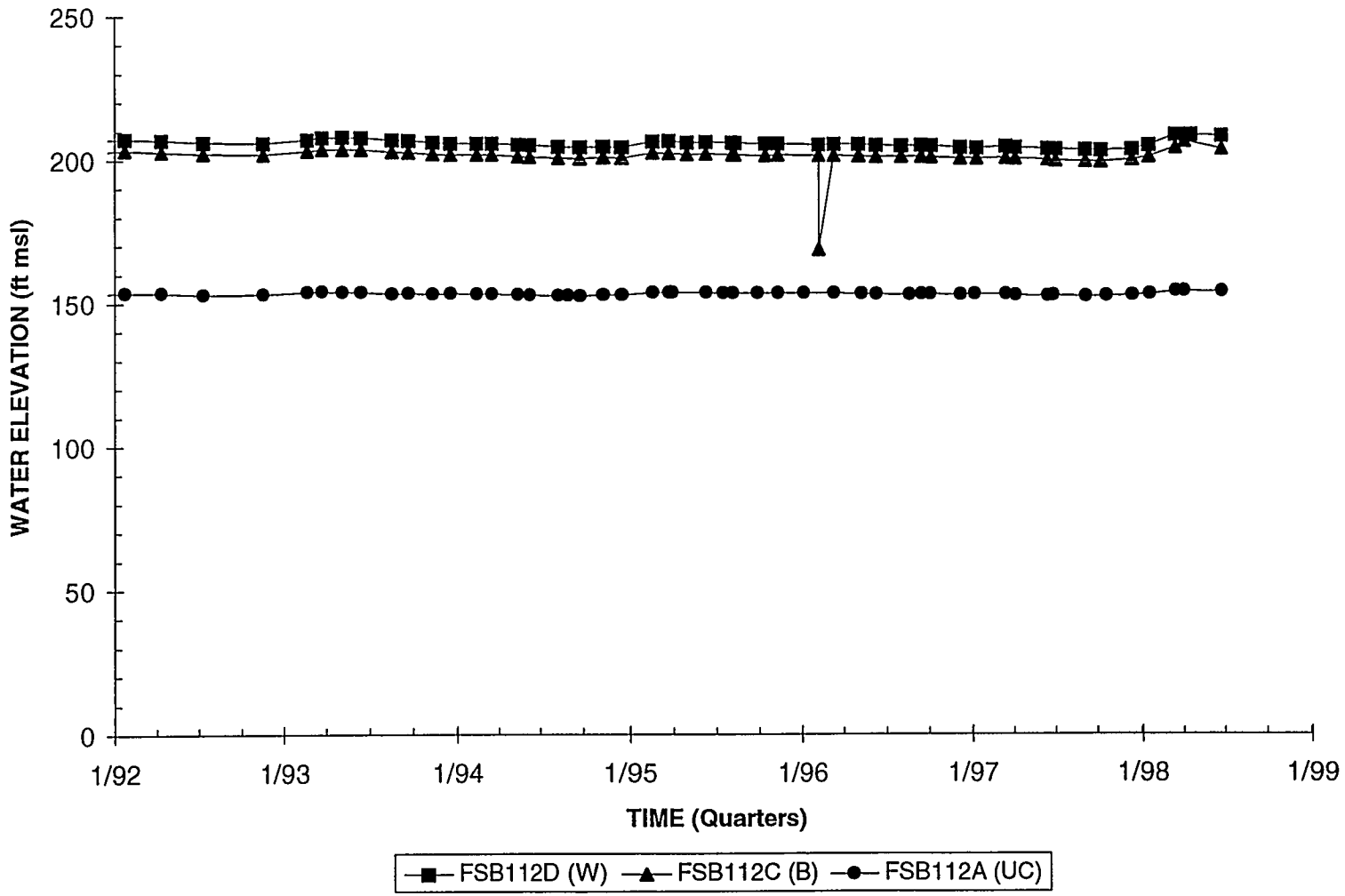


Note: W=Water Table (IIB2); B=Barnwell (IIB1); M=McBean (IIB1); UC=Upper Congaree (IIA); MC=Middle Congaree (IIA); LC=Lower Congaree (IIA)

# Hydrograph
# Well Cluster FSB113

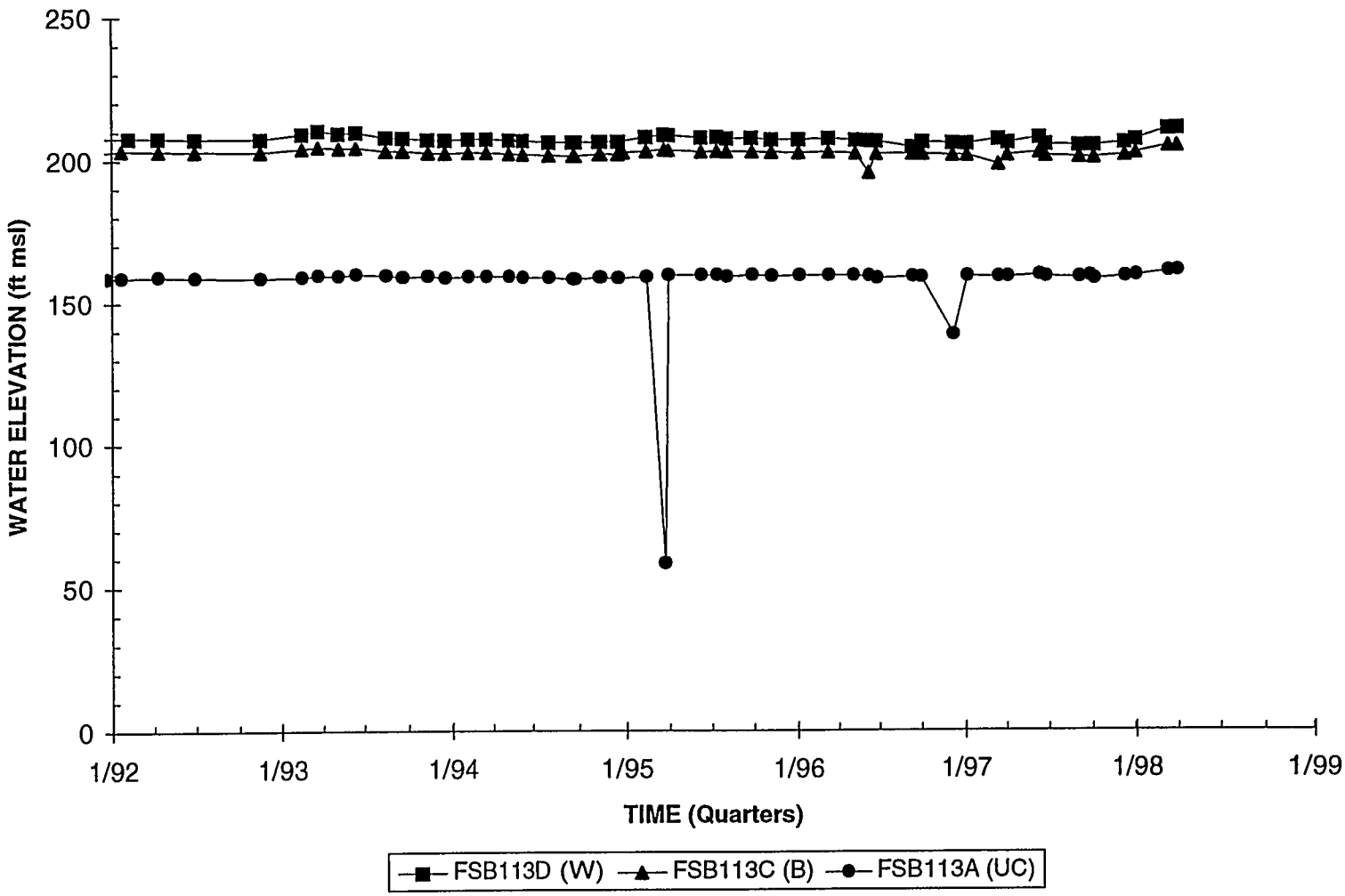


Note: W=Water Table (IIB2); B=Barnwell (IIB1); M=McBean (IIB1); UC=Upper Congaree (IIA); MC=Middle Congaree (IIA); LC=Lower Congaree (IIA)

# Hydrograph
# Well Cluster FSB114

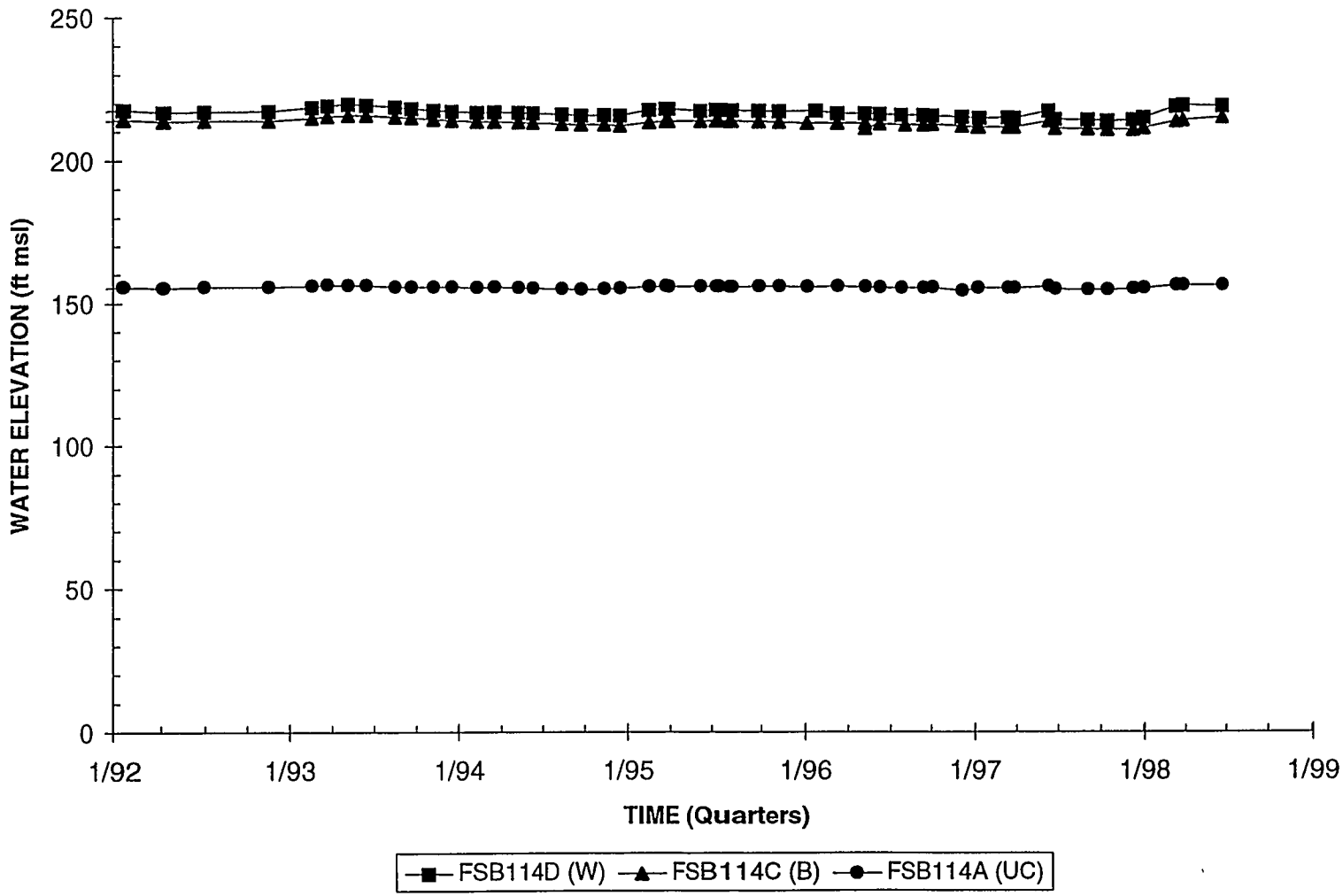


Note: W=Water Table (IIB2); B=Bamwell (IIB1); M=McBean (IIB1); UC=Upper Congaree (IIA); MC=Middle Congaree (IIA); LC=Lower Congaree (IIA)

# Hydrograph
# Well Cluster FSB115

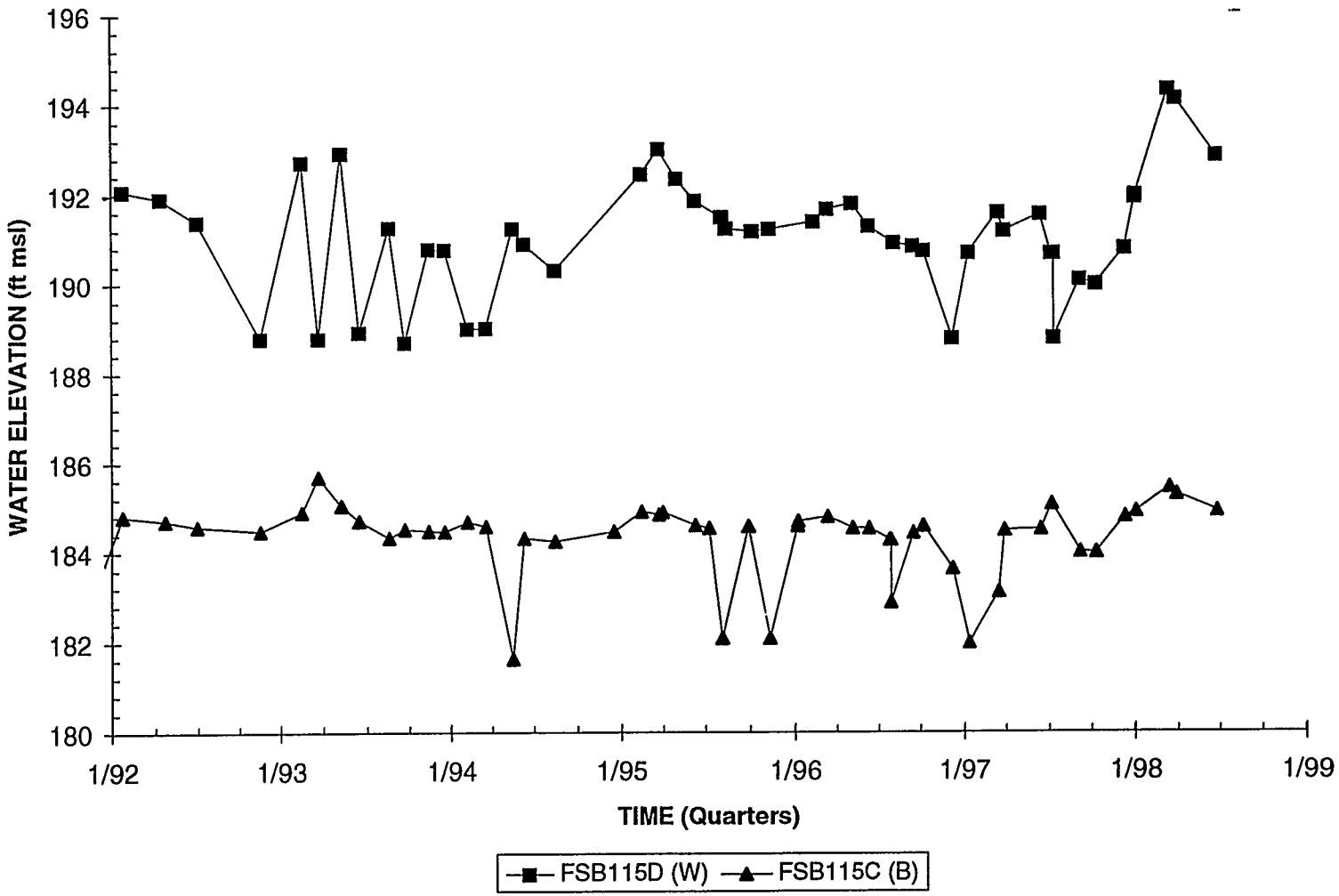


Note: W=Water Table (IIB2); B=Barnwell (IIB1); M=McBean (IIB1); UC=Upper Congaree (IIA); MC=Middle Congaree (IIA); LC=Lower Congaree (IIA)

# Hydrograph
# Well Cluster FSB116

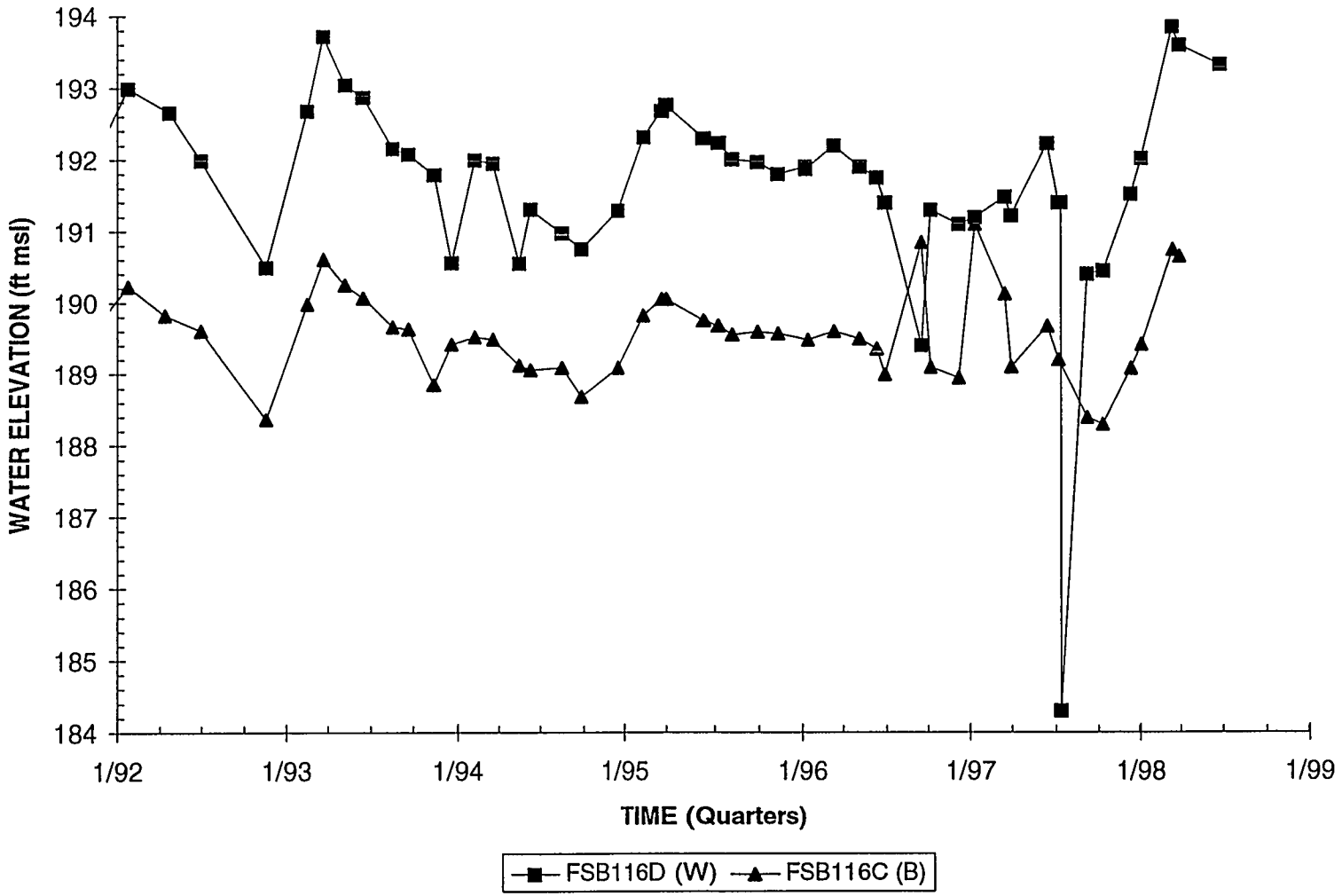


Note: W=Water Table (IIB2); B=Barnwell (IIB1); M=McBean (IIB1); UC=Upper Congaree (IIA); MC=Middle Congaree (IIA); LC=Lower Congaree (IIA)

# Hydrograph
# Well FSB117D

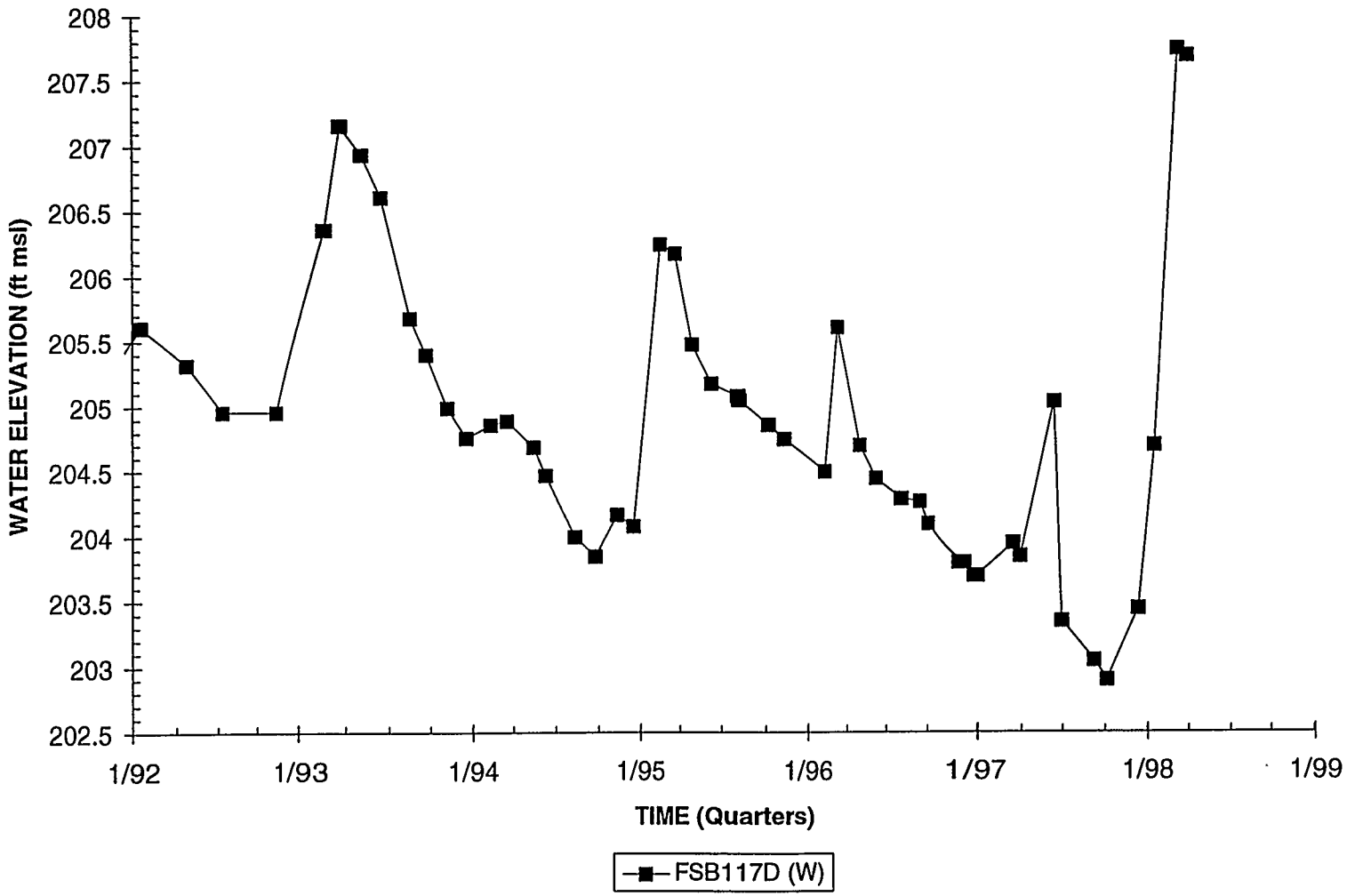


Note: W=Water Table (IIB2); B=Barnwell (IIB1); M=McBean (IIB1); UC=Upper Congaree (IIA); MC=Middle Congaree (IIA); LC=Lower Congaree (IIA)

# Hydrograph
# Well FSB118D

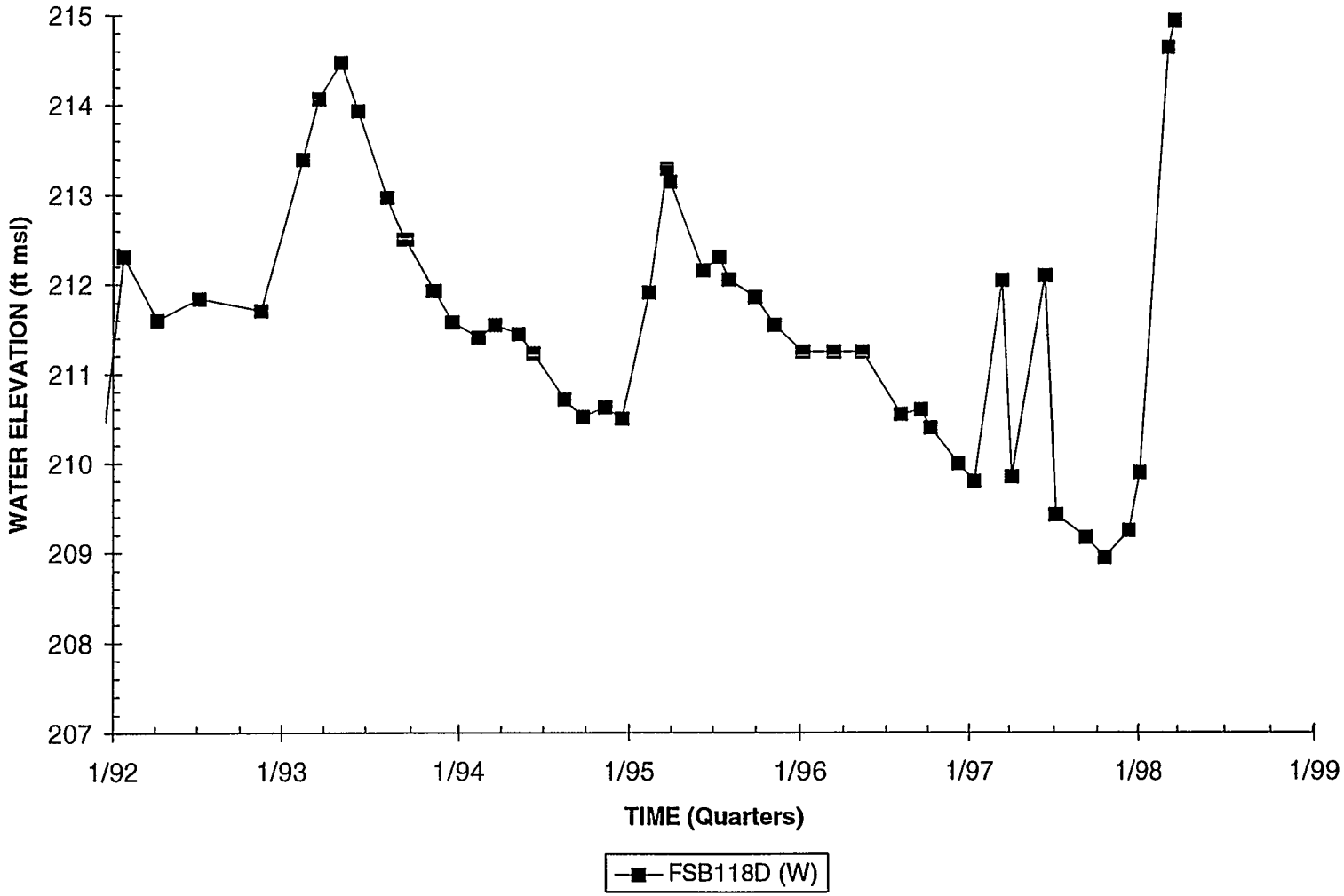


Note: W=Water Table (IIB2); B=Barnwell (IIB1); M=McBean (IIB1); UC=Upper Congaree (IIA); MC=Middle Congaree (IIA); LC=Lower Congaree (IIA)

# Hydrograph
# Well FSB119D

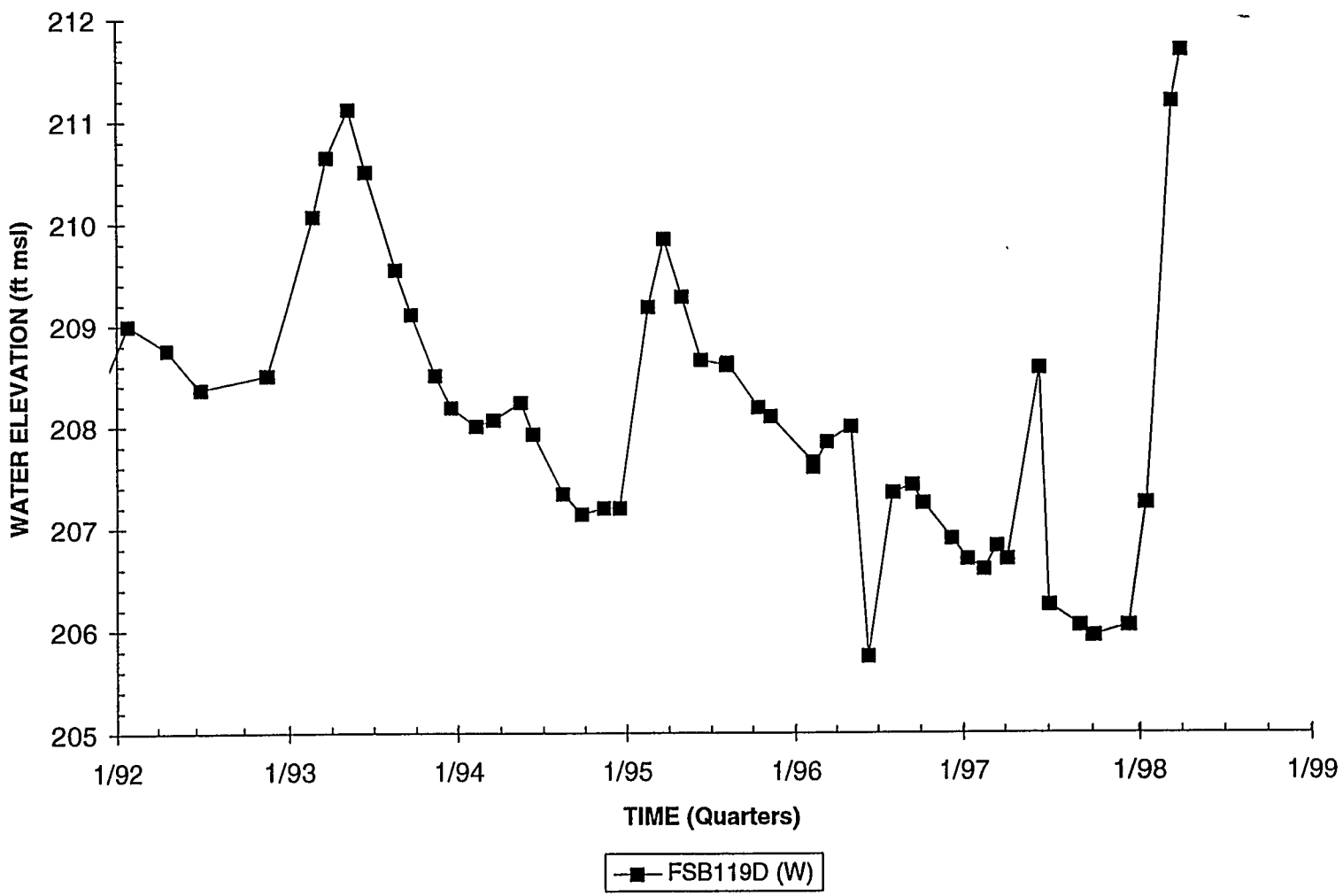


Note: W=Water Table (IIB2); B=Barnwell (IIB1); M=McBean (IIB1); UC=Upper Congaree (IIA); MC=Middle Congaree (IIA); LC=Lower Congaree (IIA)

# Hydrograph
# Well Cluster FSB120

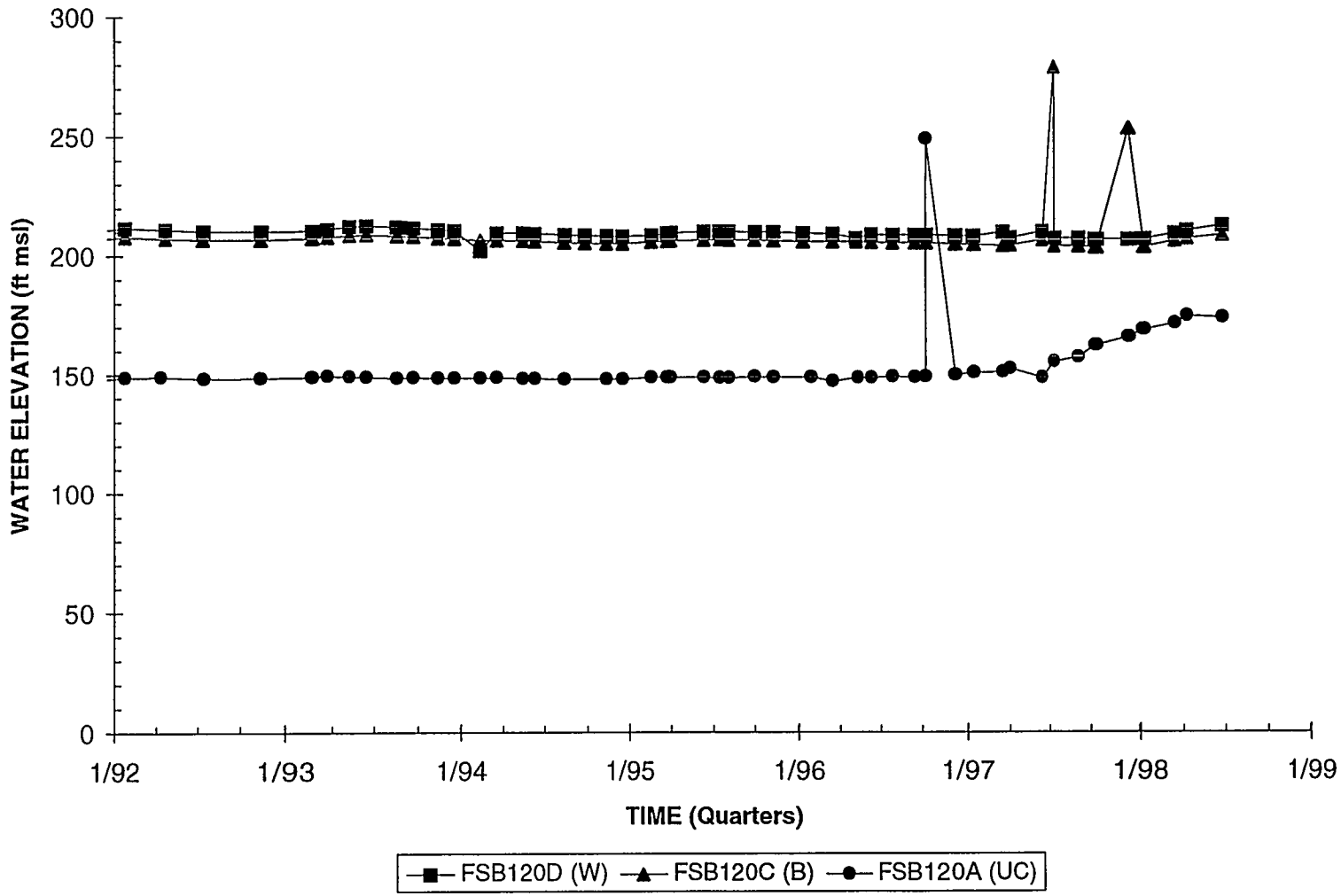


Note: W=Water Table (IIB2); B=Barnwell (IIB1); M=McBean (IIB1); UC=Upper Congaree (IIA); MC=Middle Congaree (IIA); LC=Lower Congaree (IIA)

# Hydrograph
# Well Cluster FSB121

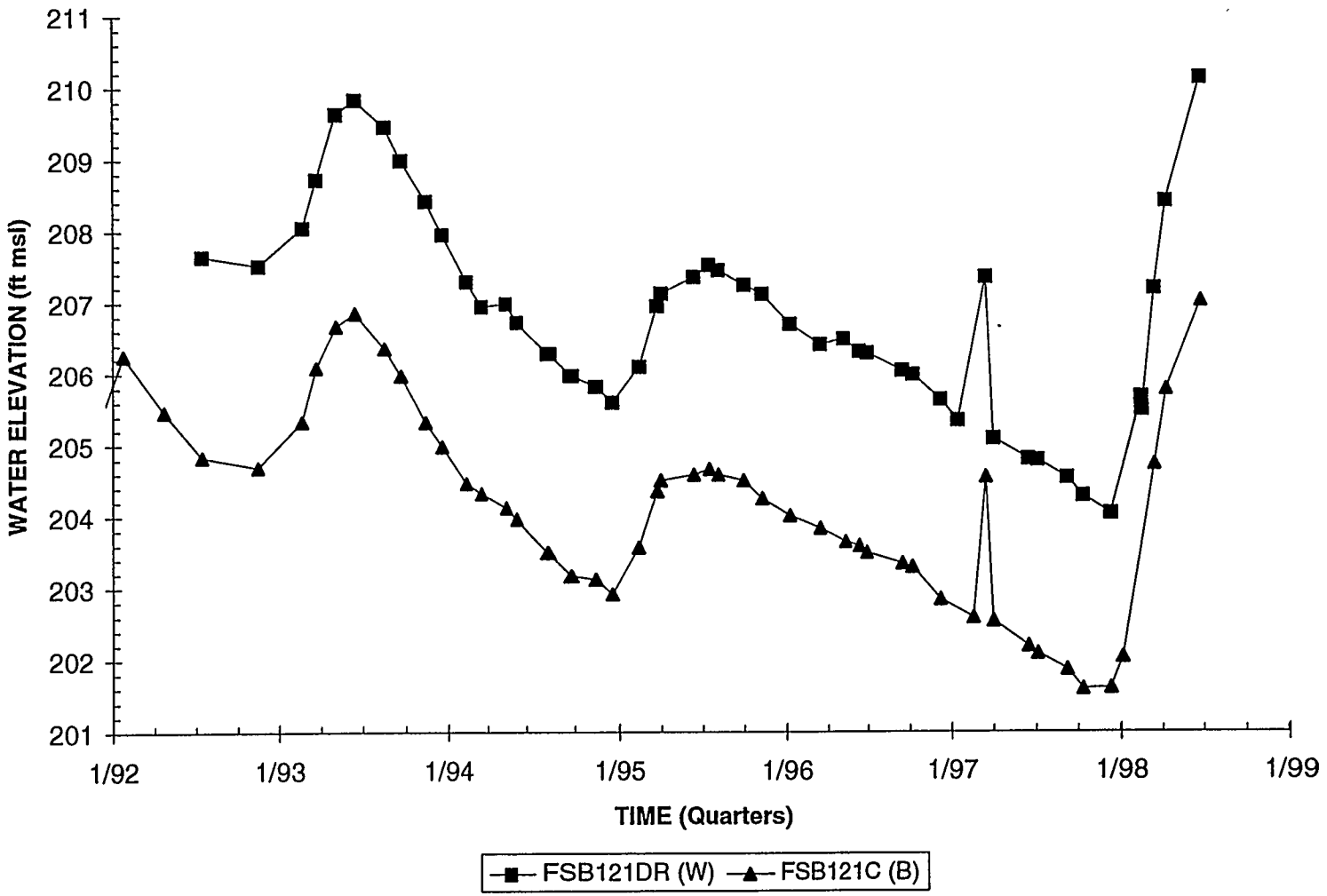


Note: W=Water Table (IIB2); B=Barnwell (IIB1); M=McBean (IIB1); UC=Upper Congaree (IIA); MC=Middle Congaree (IIA); LC=Lower Congaree (IIA)

# Hydrograph
# Well Cluster FSB122

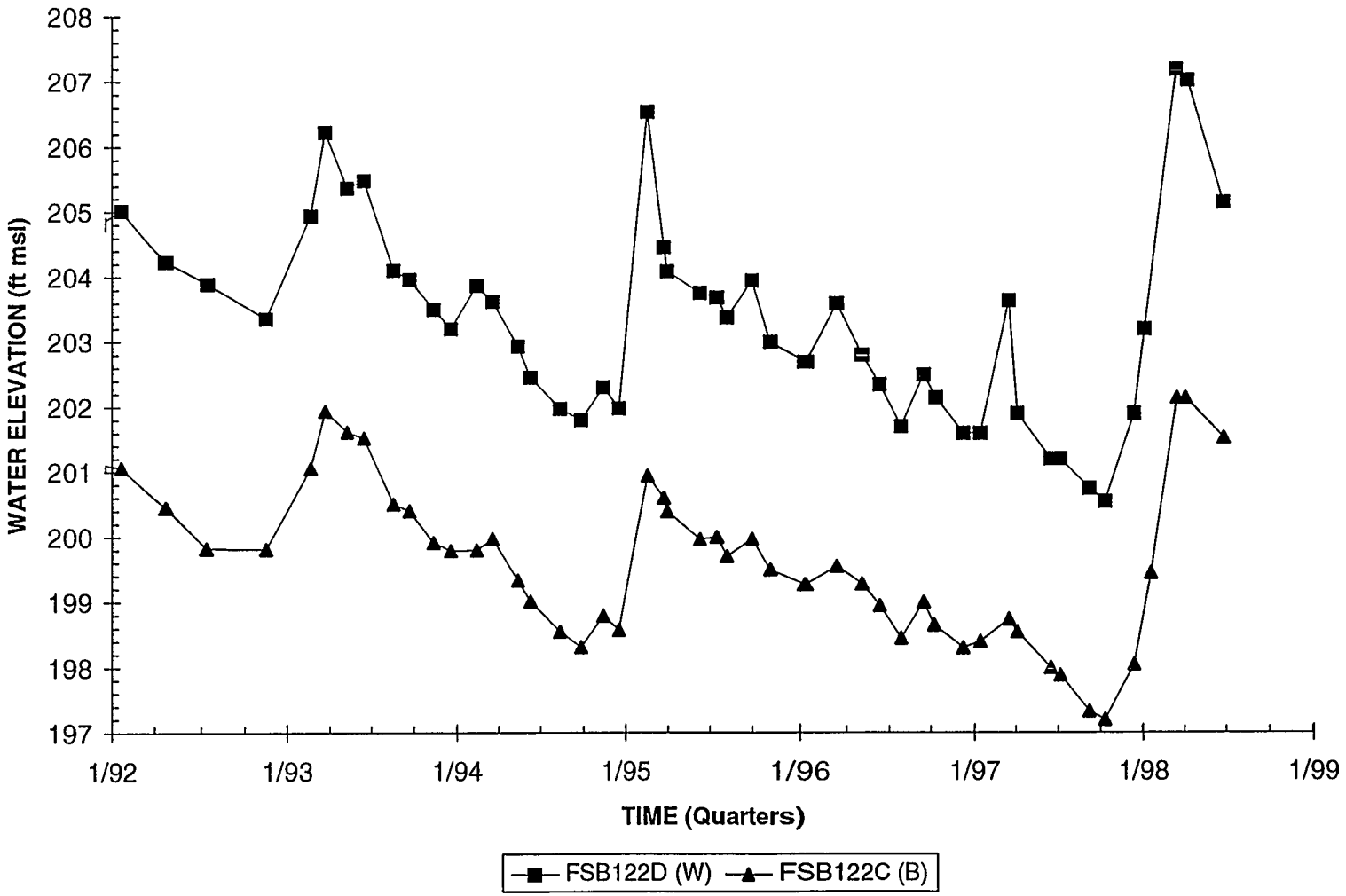


Note: W=Water Table (IIB2); B=Barnwell (IIB1); M=McBean (IIB1); UC=Upper Congaree (IIA); MC=Middle Congaree (IIA); LC=Lower Congaree (IIA)

# Hydrograph
# Well Cluster FSB123

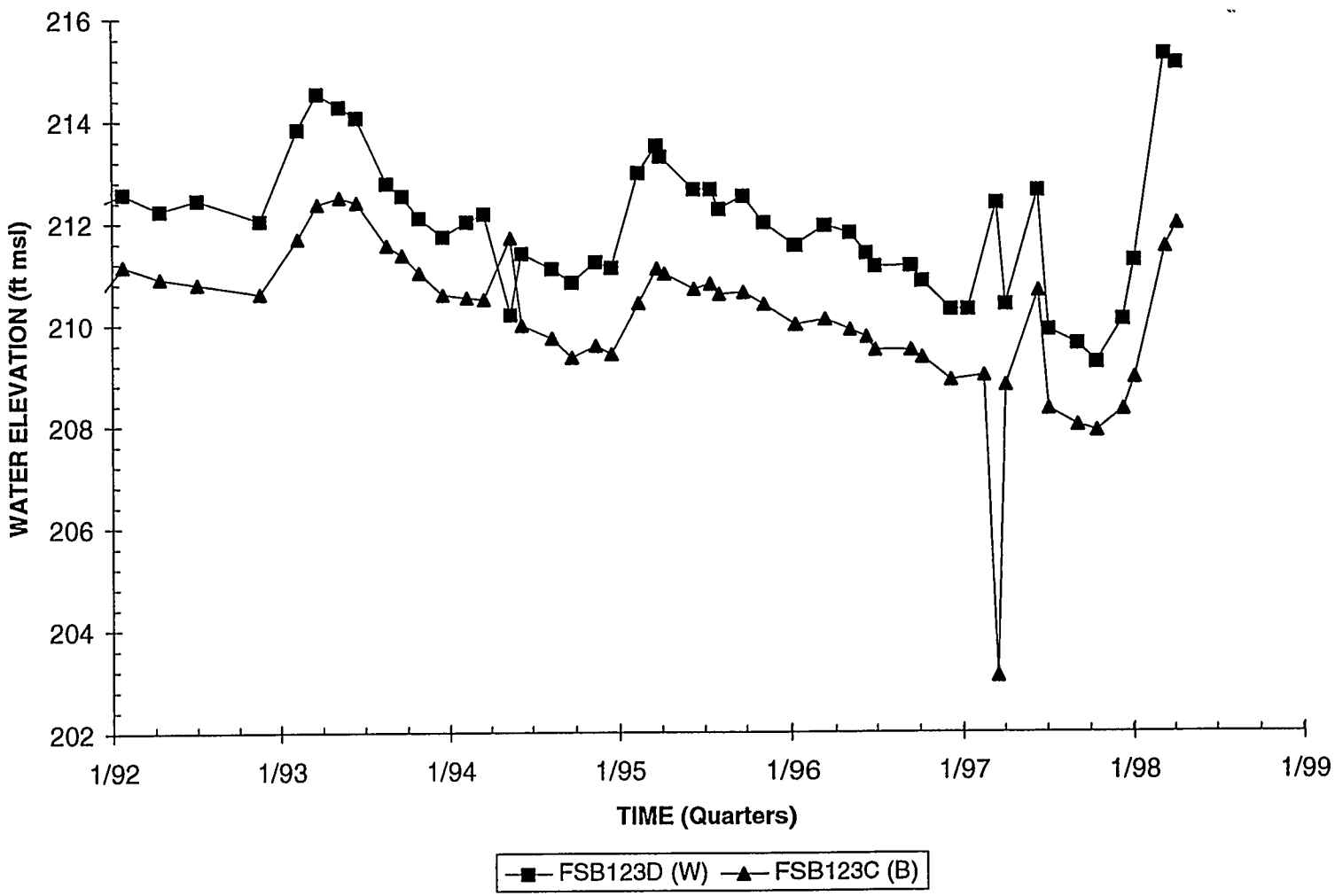


Note: W=Water Table (IIB2); B=Barnwell (IIB1); M=McBean (IIB1); UC=Upper Congaree (IIA); MC=Middle Congaree (IIA); LC=Lower Congaree (IIA)

# Hydrograph
# Well FSL 1D

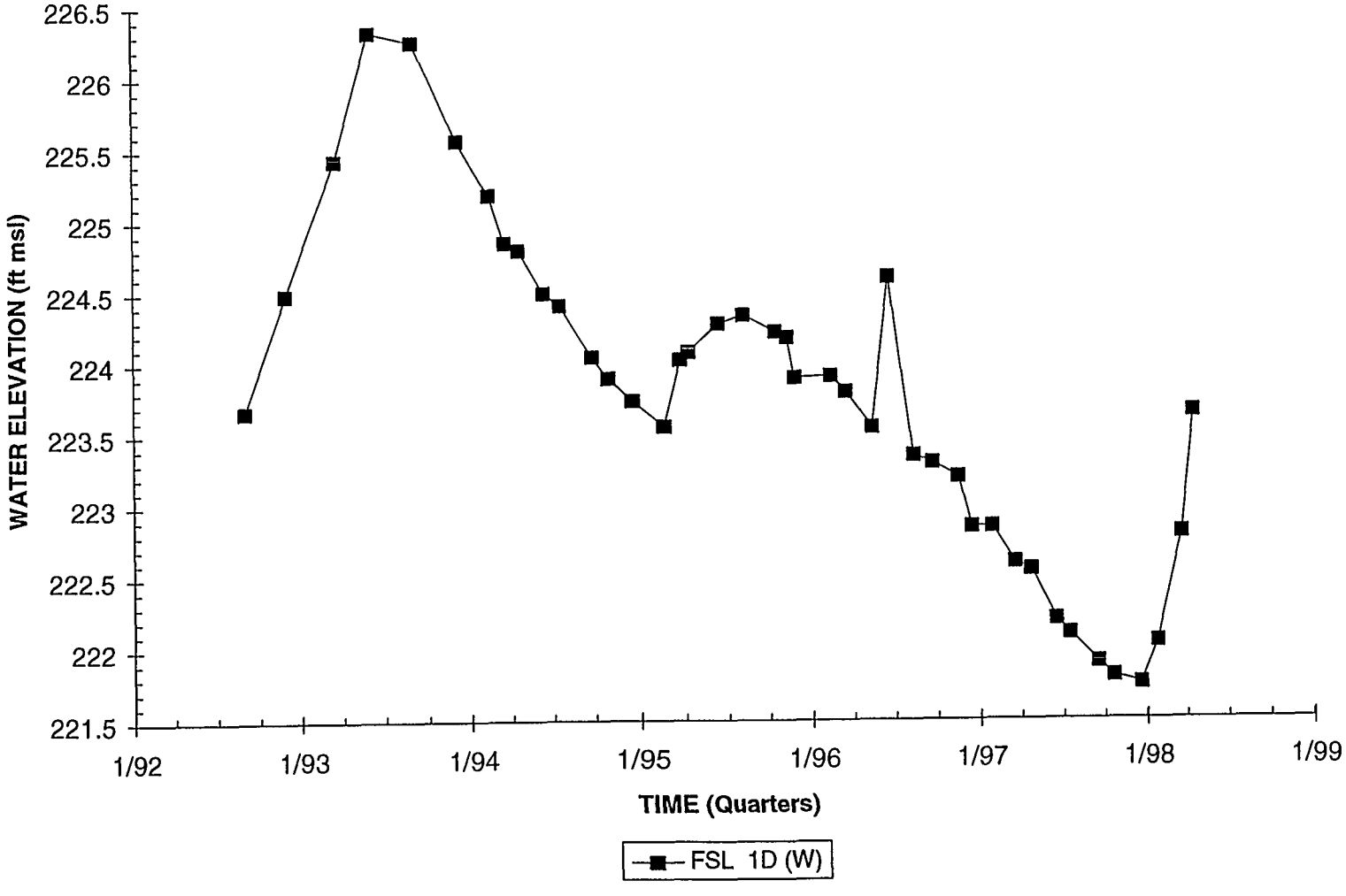


Note: W=Water Table (IIB2); B=Barnwell (IIB1); M=McBean (IIB1); UC=Upper Congaree (IIA); MC=Middle Congaree (IIA); LC=Lower Congaree (IIA)

# Hydrograph
# Well FSL 2D

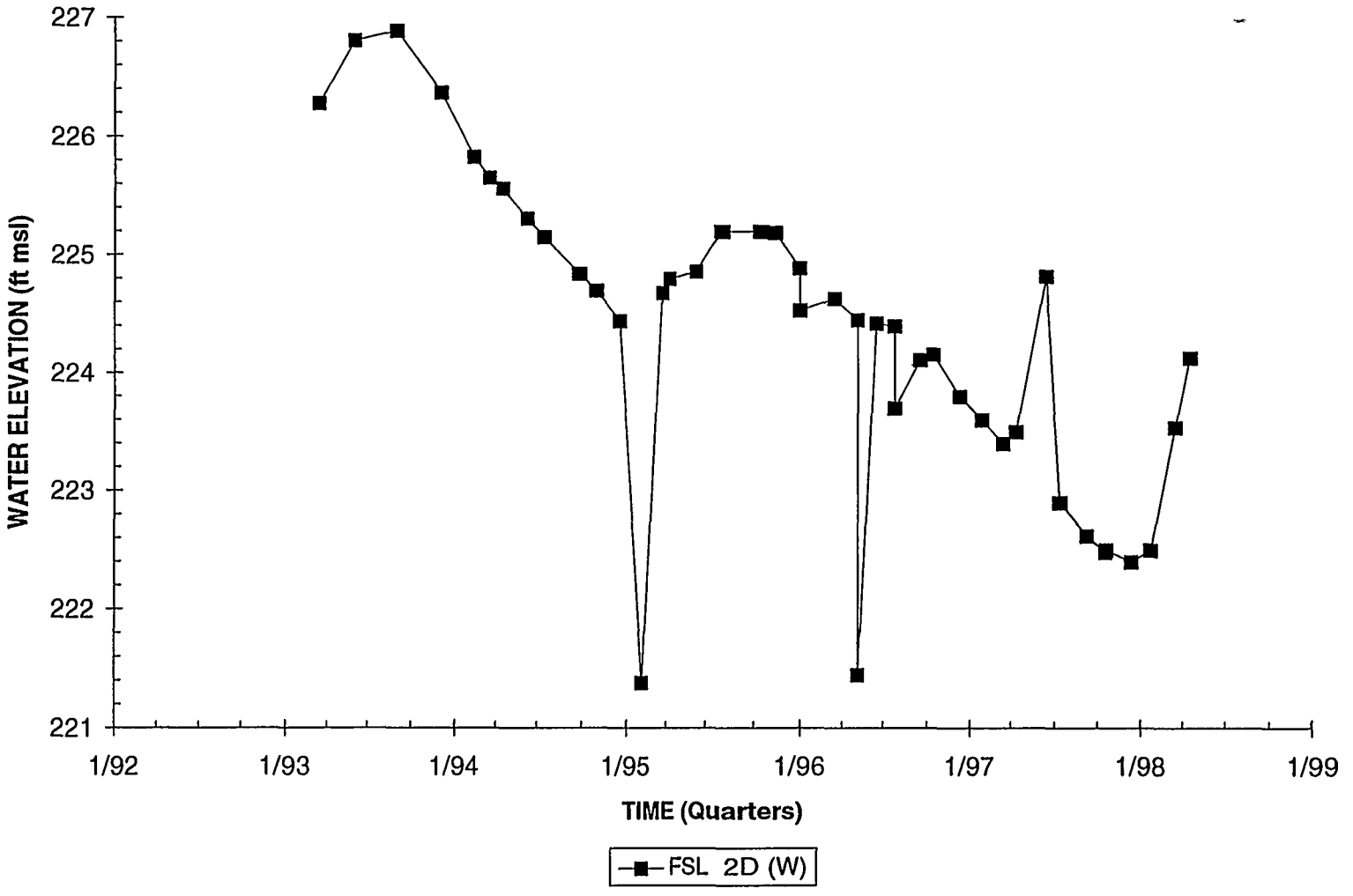


Note: W=Water Table (IIB2); B=Barnwell (IIB1); M=McBean (IIB1); UC=Upper Congaree (IIA); MC=Middle Congaree (IIA); LC=Lower Congaree (IIA)

# Hydrograph
# Well FSL 3D

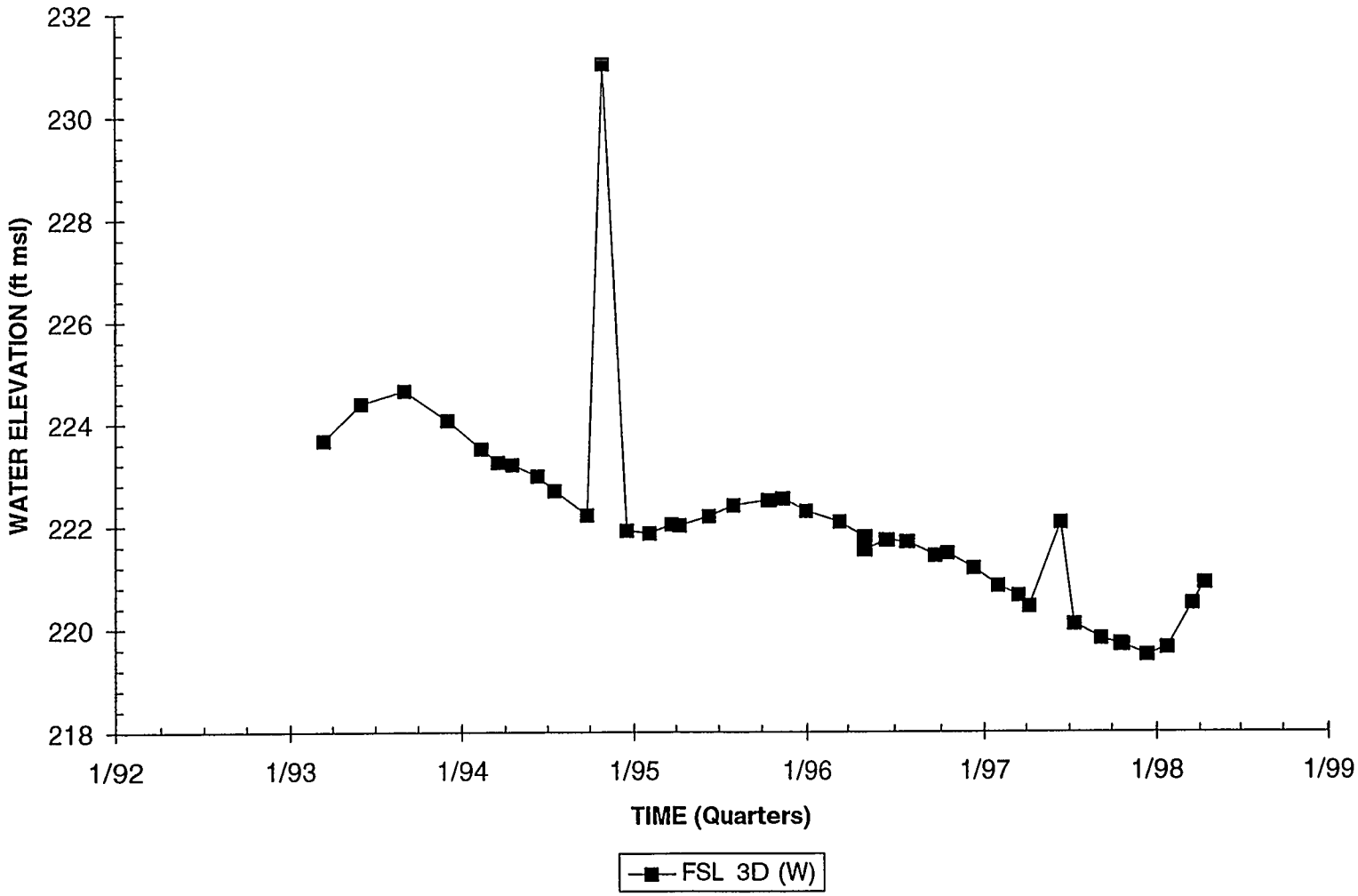


Note: W=Water Table (IIB2); B=Barnwell (IIB1); M=McBean (IIB1); UC=Upper Congaree (IIA); MC=Middle Congaree (IIA); LC=Lower Congaree (IIA)

# Hydrograph
# Well FSL 4D

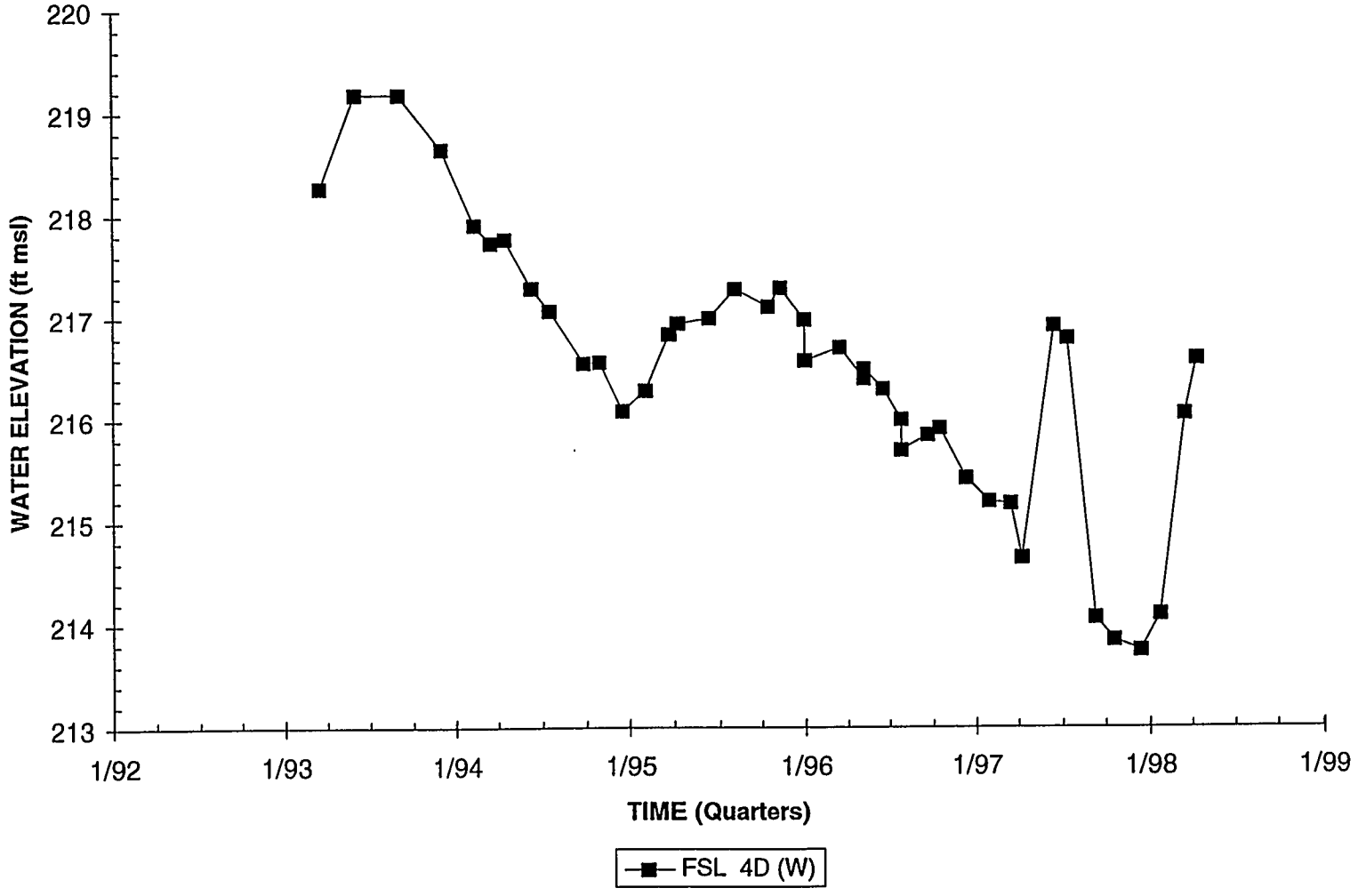


Note: W=Water Table (IIB2); B=Bamwell (IIB1); M=McBean (IIB1); UC=Upper Congaree (IIA); MC=Middle Congaree (IIA); LC=Lower Congaree (IIA)

# Hydrograph
# Well FSL 5D

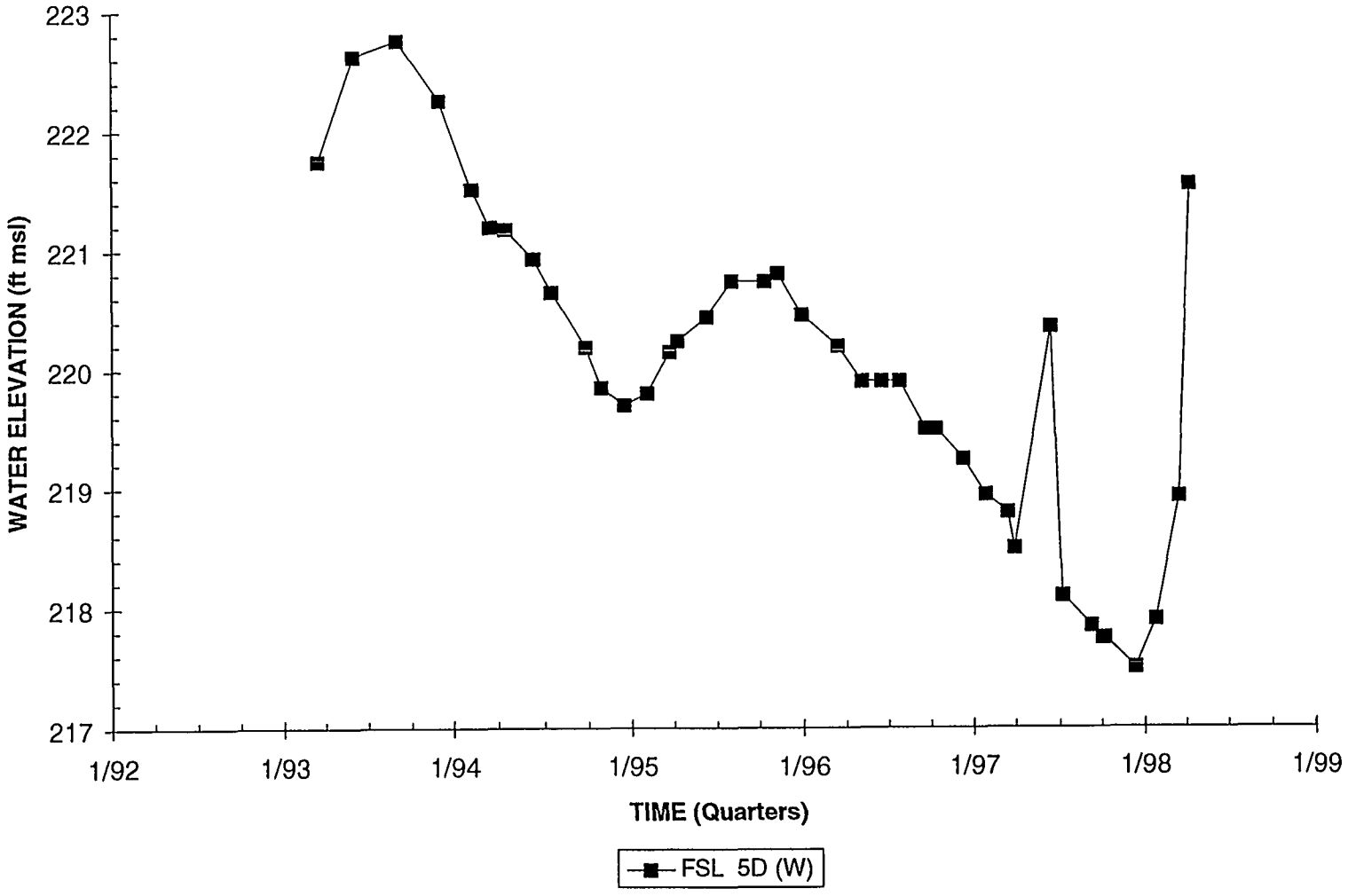


Note: W=Water Table (IIB2); B=Barnwell (IIB1); M=McBean (IIB1); UC=Upper Congaree (IIA); MC=Middle Congaree (IIA); LC=Lower Congaree (IIA)

# Hydrograph
# Well FSL 6D

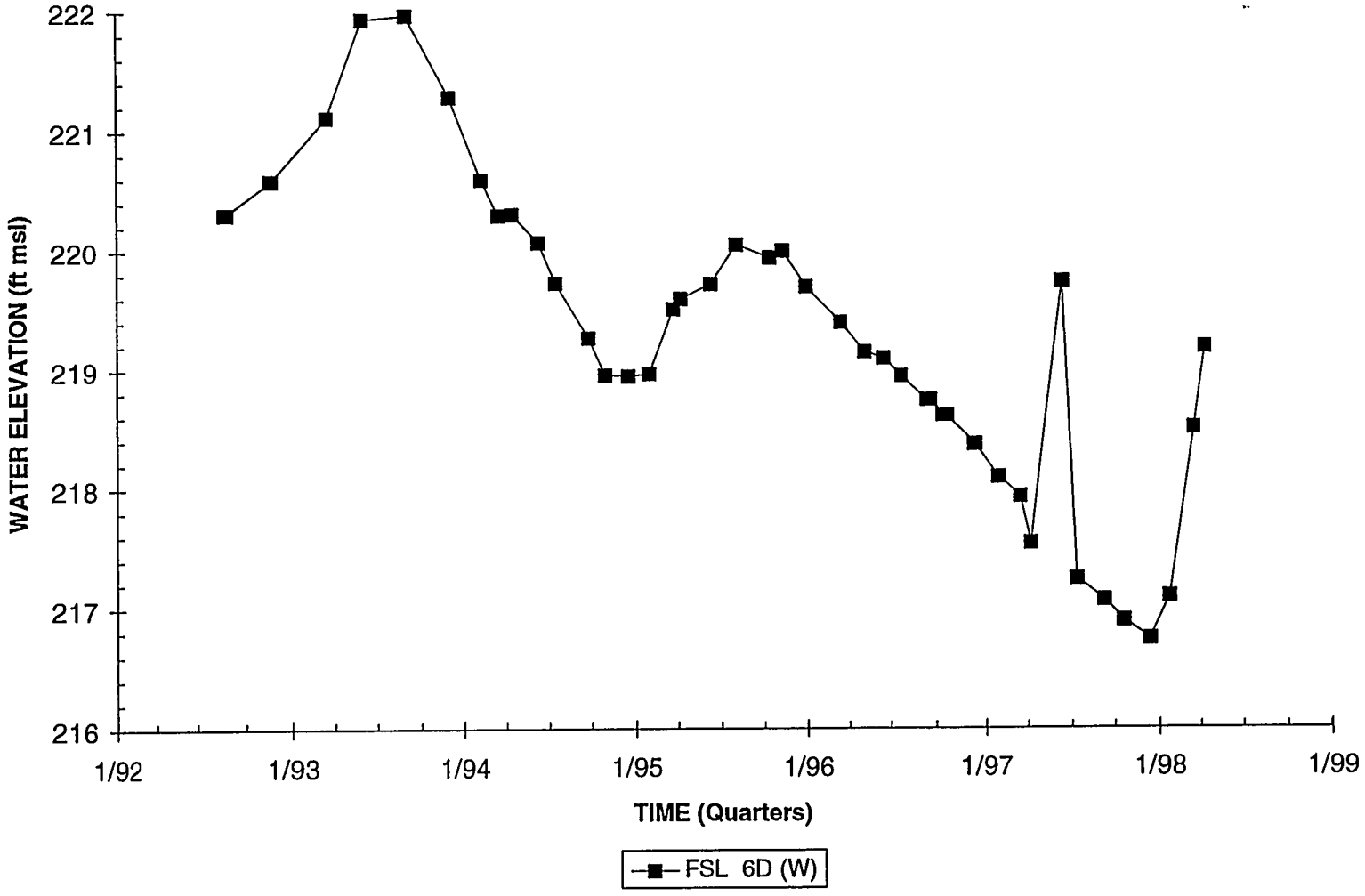


Note: W=Water Table (IIB2); B=Barnwell (IIB1); M=McBean (IIB1); UC=Upper Congaree (IIA); MC=Middle Congaree (IIA); LC=Lower Congaree (IIA)

# Hydrograph
# Well FSL 7D

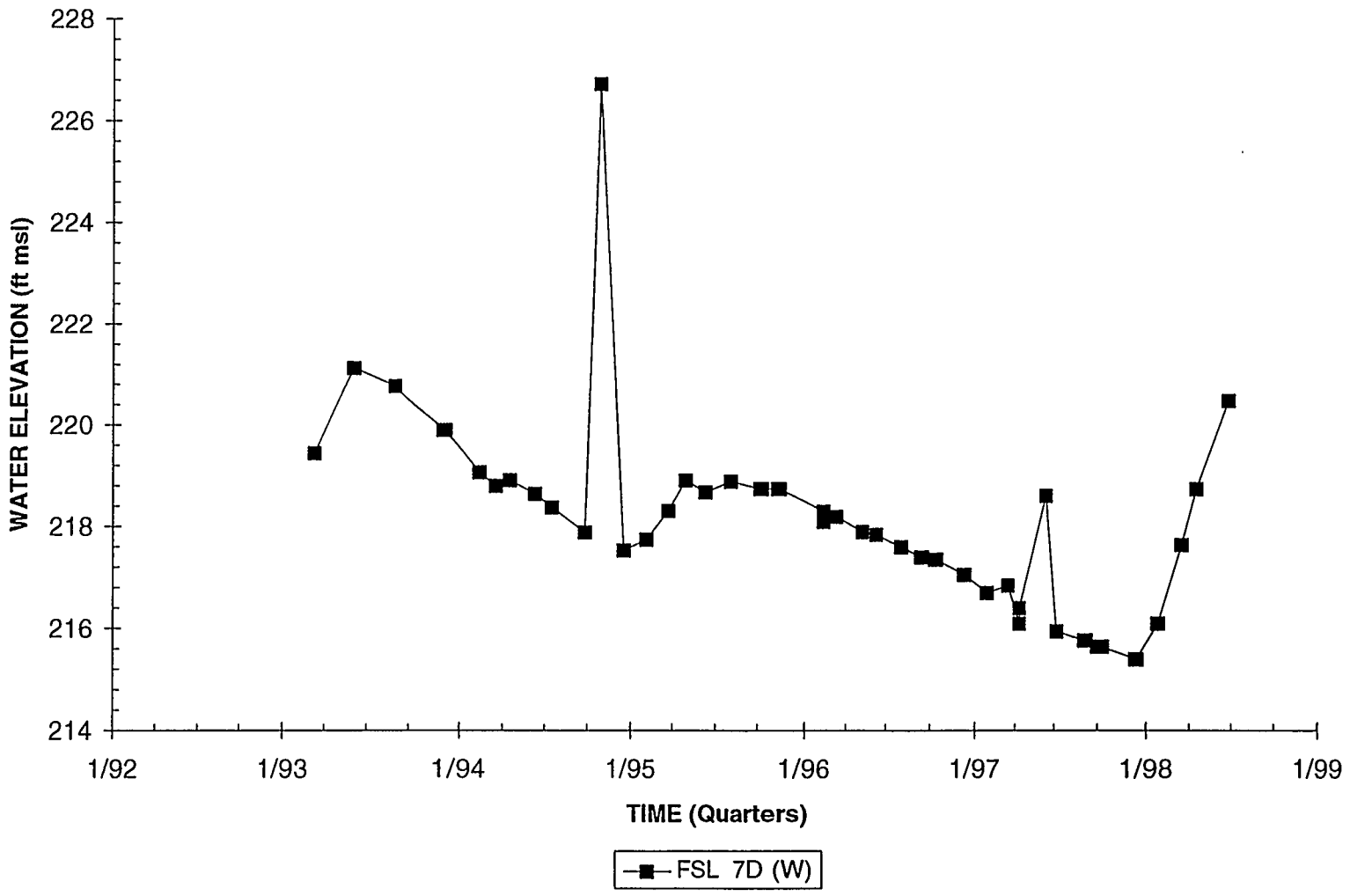


Note: W=Water Table (IIB2); B=Barnwell (IIB1); M=McBean (IIB1); UC=Upper Congaree (IIA); MC=Middle Congaree (IIA); LC=Lower Congaree (IIA)

# Hydrograph
# Well FSL 8D

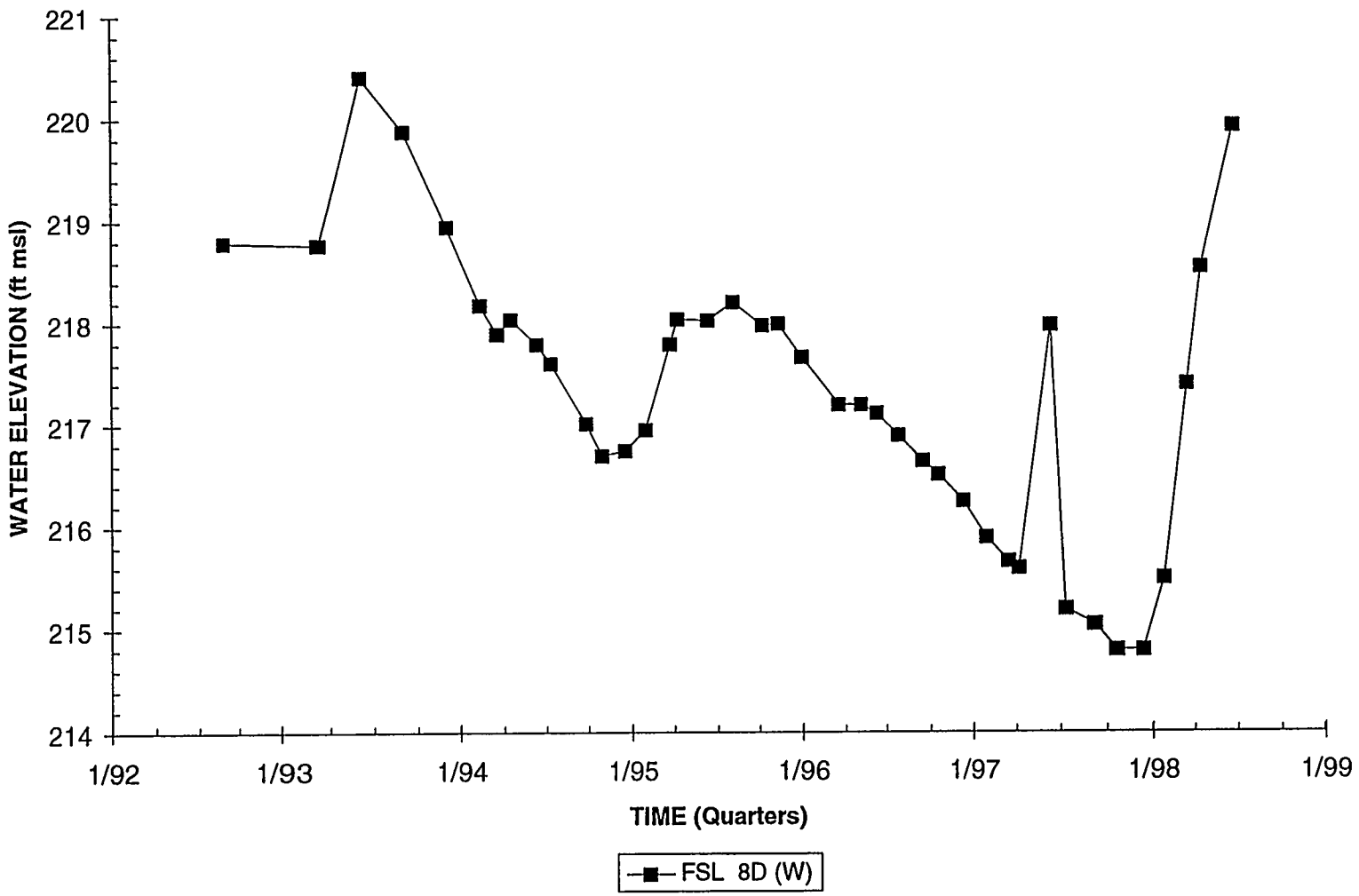


Note: W=Water Table (IIB2); B=Barnwell (IIB1); M=McBean (IIB1); UC=Upper Congaree (IIA); MC=Middle Congaree (IIA); LC=Lower Congaree (IIA)

# Hydrograph
# Well FSL 9D

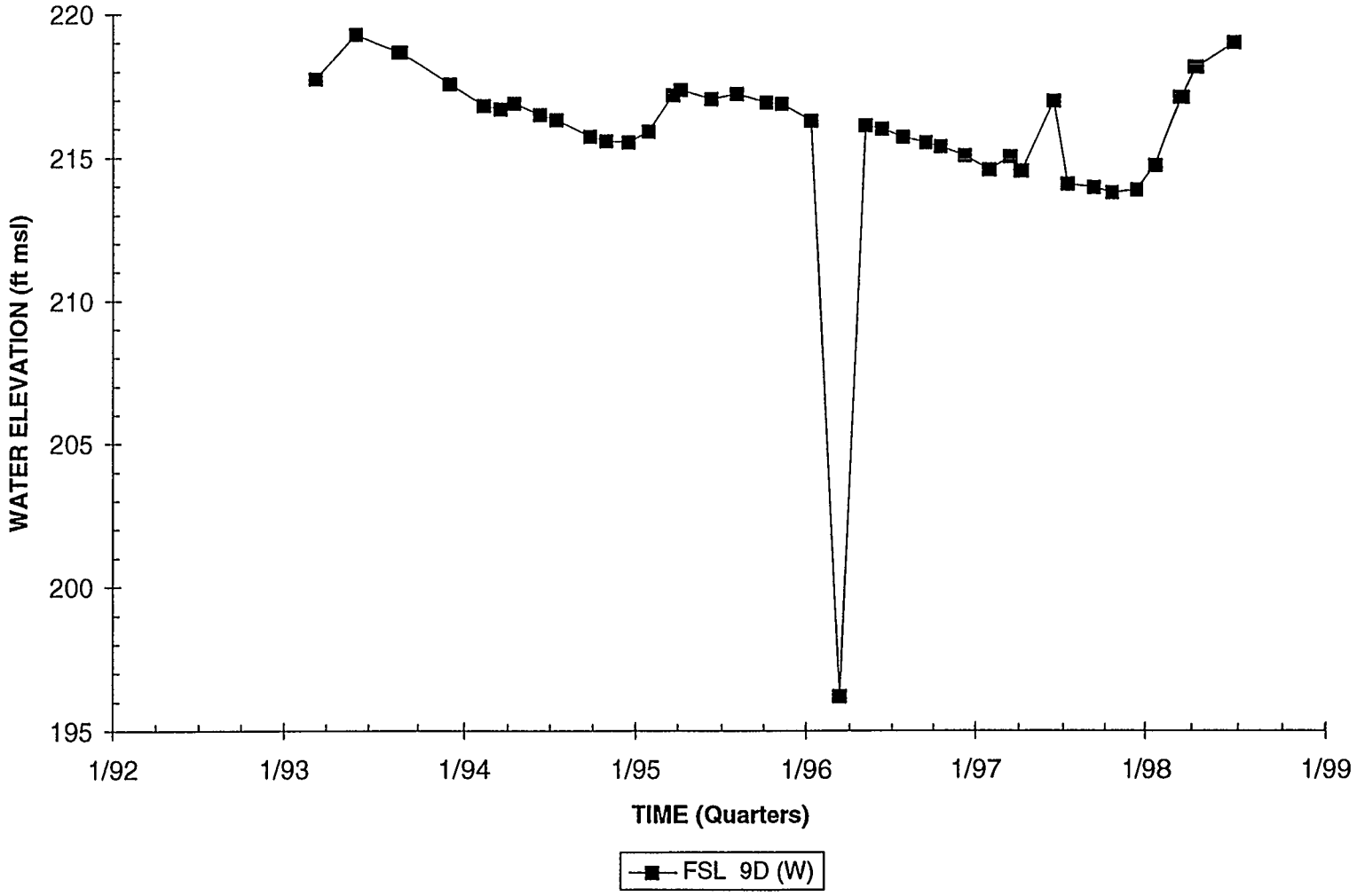


Note: W=Water Table (IIB2); B=Barnwell (IIB1); M=McBean (IIB1); UC=Upper Congaree (IIA); MC=Middle Congaree (IIA); LC=Lower Congaree (IIA)

# Hydrograph
# Well HSB 85A

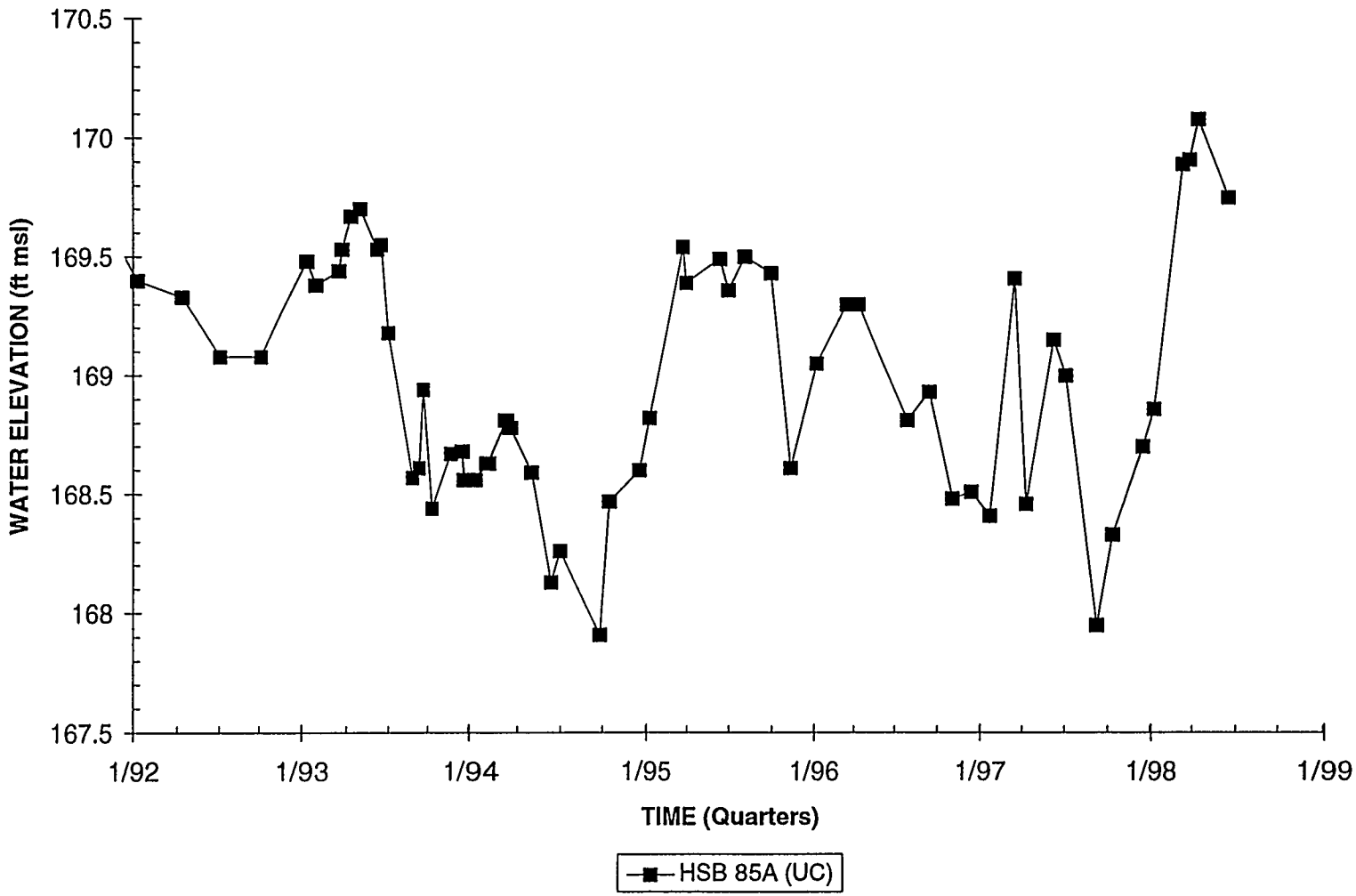


Note: W=Water Table (IIB2); B=Barnwell (IIB1); M=McBean (IIB1); UC=Upper Congaree (IIA); MC=Middle Congaree (IIA); LC=Lower Congaree (IIA)

THIS PAGE LEFT BLANK INTENTIONALLY.

# Appendix F

## Carbon-14 Sampling Results

THIS PAGE LEFT BLANK INTENTIONALLY.

# Table F-1. Carbon-14 Results for Selected Wells

## WELL FSB 78C

| SRS Coord. | Lat/Longitude | Screen Zone Elevation | Top of Casing | Casing | Pump | Screen Zone |
|---|---|---|---|---|---|---|
| N74772.5<br>E50170.2 | 33.273006 °N<br>81.679934 °W | 151.4-141.6 ft msl | 273.5 ft msl | 4" PVC | V | Barnwell (IIB1) |

SAMPLE DATE 04/22/98

FIELD DATA

| Constituents | 2Q98 | Unit |
|---|---|---|
| Water elevation | 210.4 | ft msl |
| pH | 3.8 | pH |
| Sp. conductance | 1060 | µS/cm |
| Water temperature | 16.0 | °C |
| Alkalinity as $CaCO_3$ | 0 | mg/L |
| Turbidity | 1.6 | NTU |
| Volumes purged | 1.1 | well vol |
| Sampling code | XN | |
| Synchronous water level | 210.6 (06/30/98) | ft msl |

ANALYTICAL DATA

| Constituents | Result | Accuracy | MDA | DF | Mod | ST | H | Lab | Unit |
|---|---|---|---|---|---|---|---|---|---|
| ***Radioactive Constituents*** | | | | | | | | | |
| Carbon-14 | 161 | ±9.21 | 8.86 | 1 | | ■ | | GP | pCi/L |

Notes: See pages C-3 through C-5 for an explanationof codes and abbreviations used in these tables.
Synchronous water levels are measured over approximately a 3–5 day period.
● = exceeded holding time.
■ = exceeded groundwater protection standard. See Appendix A.

## WELL FSB 79

| SRS Coord. | Lat/Longitude | Screen Zone Elevation | Top of Casing | Casing | Pump | Screen Zone |
|---|---|---|---|---|---|---|
| N73663.1<br>E50139.7 | 33.270502 °N<br>81.677859 °W | 204.1-174.1 ft msl | 217.8 ft msl | 4" PVC | V | Water Table (IIB2) |

SAMPLE DATE 04/22/98

FIELD DATA

| Constituents | Result | Unit |
|---|---|---|
| Water elevation | 204.1 | ft msl |
| pH | 3.2 | pH |
| Sp. conductance | 1060 | µS/cm |
| Water temperature | 16.0 | °C |
| Alkalinity as $CaCO_3$ | 0 | mg/L |
| Turbidity | 1.4 | NTU |
| Volumes purged | 2.4 | well vol |
| Sampling code | | |
| Synchronous water level | 190.6 (06/29/98) | ft msl |

ANALYTICAL DATA

| Constituents | Result | Accuracy | MDA | DF | Mod | ST | H | Lab | Unit |
|---|---|---|---|---|---|---|---|---|---|
| ***Radioactive Constituents*** | | | | | | | | | |
| Carbon-14 | 163 | ±9.16 | 8.74 | 1 | | ■ | | GP | pCi/L |

Notes: See pages C-3 through C-5 for an explanationof codes and abbreviations used in these tables.
Synchronous water levels are measured over approximately a 3–5 day period.
● = exceeded holding time.
■ = exceeded groundwater protection standard. See Appendix A.

## WELL FSB 94C

| SRS Coord. | Lat/Longitude | Screen Zone Elevation | Top of Casing | Casing | Pump | Screen Zone |
|---|---|---|---|---|---|---|
| N74869.0<br>E50180.0 | 33.273235 °N<br>81.680096 °W | 149.8-139.8 ft msl | 281.1 ft msl | 4" PVC | V | Barnwell (IIB1) |

SAMPLE DATE 04/23/98

FIELD DATA

| Constituents | 2Q98 | Unit |
|---|---|---|
| Water elevation | 210.1 | ft msl |
| pH | 3.8 | pH |
| Sp. conductance | 2000 | µS/cm |
| Water temperature | 15.0 | °C |
| Alkalinity as $CaCO_3$ | 0 | mg/L |
| Turbidity | 5 | NTU |
| Volumes purged | 0.6 | well vol |
| Sampling code | XN | |
| Synchronous water level | 210.5 (06/30/98) | ft msl |

ANALYTICAL DATA

| Constituents | Result | Accuracy | MDA | DF | Mod | ST | H | Lab | Unit |
|---|---|---|---|---|---|---|---|---|---|
| ***Radioactive Constituents*** | | | | | | | | | |
| Carbon-14 | 171 | ±9.34 | 8.77 | 1 | | ■ | | GP | pCi/L |

Notes: See pages C-3 through C-5 for an explanationof codes and abbreviations used in these tables.
Synchronous water levels are measured over approximately a 3–5 day period.
● = exceeded holding time.
■ = exceeded groundwater protection standard. See Appendix A.

## WELL FSB 94DR

| SRS Coord. | Lat/Longitude | Screen Zone Elevation | Top of Casing | Casing | Pump | Screen Zone |
|---|---|---|---|---|---|---|
| N74869.1<br>E50162.9 | 33.273207 °N<br>81.680141 °W | 203.4-183.3 ft msl | 280.5 ft msl | 4" PVC | S | Water Table (IIB2) |

SAMPLE DATE 04/21/98

FIELD DATA

| Constituents | Result | Unit |
|---|---|---|
| Water elevation | 212.7 | ft msl |
| pH | 3.2 | pH |
| Sp. conductance | 560 | µS/cm |
| Water temperature | 16.0 | °C |
| Alkalinity as $CaCO_3$ | 0 | mg/L |
| Turbidity | 1 | NTU |
| Volumes purged | 5.2 | well vol |
| Sampling code | | |
| Synchronous water level | 212.9 (06/30/98) | ft msl |

ANALYTICAL DATA

| Constituents | Result | Accuracy | MDA | DF | Mod | ST | H | Lab | Unit |
|---|---|---|---|---|---|---|---|---|---|
| ***Radioactive Constituents*** | | | | | | | | | |
| Carbon-14 | 68.2 | ±7.67 | 9.79 | 1 | | ■ | | GP | pCi/L |

Notes: See pages C-3 through C-5 for an explanationof codes and abbreviations used in these tables.
Synchronous water levels are measured over approximately a 3–5 day period.
● = exceeded holding time.
■ = exceeded groundwater protection standard. See Appendix A.

# WELL FSB 95CR

| SRS Coord. | Lat/Longitude | Screen Zone Elevation | Top of Casing | Casing | Pump | Screen Zone |
|---|---|---|---|---|---|---|
| N75001.9<br>E49987.8 | 33.273215 °N<br>81.680860 °W | 161.9-151.9 ft msl | 284 ft msl | 4" PVC | S | Barnwell (IIB1) |

SAMPLE DATE 04/21/98

FIELD DATA

| Constituents | 2Q98 | Unit |
|---|---|---|
| Water elevation | 209.3 | ft msl |
| pH | 3.4 | pH |
| Sp. conductance | 2000 | µS/cm |
| Water temperature | 16.0 | °C |
| Alkalinity as $CaCO_3$ | 0 | mg/L |
| Turbidity | 1.1 | NTU |
| Volumes purged | 3.9 | well vol |
| Sampling code | | |
| Synchronous water level | 210.3 (06/30/98) | ft msl |

ANALYTICAL DATA

| Constituents | Result | Accuracy | MDA | DF | Mod | ST | H | Lab | Unit |
|---|---|---|---|---|---|---|---|---|---|
| ***Radioactive Constituents*** | | | | | | | | | |
| Carbon-14 | 141 | ±9.12 | 9.44 | 1 | | ■ | | GP | pCi/L |

Notes: See pages C-3 through C-5 for an explanationof codes and abbreviations used in these tables.
Synchronous water levels are measured over approximately a 3–5 day period.
● = exceeded holding time.
■ = exceeded groundwater protection standard. See Appendix A.

## WELL FSB 95DR

| SRS Coord. | Lat/Longitude | Screen Zone Elevation | Top of Casing | Casing | Pump | Screen Zone |
|---|---|---|---|---|---|---|
| N74991.7<br>E49996.0 | 33.273206 °N<br>81.680818 °W | 207.0-187.0 ft msl | 284.1 ft msl | 4" PVC | S | Water Table (IIB2) |

SAMPLE DATE 04/21/98

FIELD DATA

| Constituents | 2Q98 | Unit |
|---|---|---|
| Water elevation | 212.5 | ft msl |
| pH | 3.2 | pH |
| Sp. conductance | 920 | µS/cm |
| Water temperature | 16.0 | °C |
| Alkalinity as $CaCO_3$ | 0 | mg/L |
| Turbidity | 1 | NTU |
| Volumes purged | 5.7 | well vol |
| Sampling code | | |
| Synchronous water level | 213.1 (06/30/98) | ft msl |

ANALYTICAL DATA

| Constituents | Result | Accuracy | MDA | DF | Mod | ST | H | Lab | Unit |
|---|---|---|---|---|---|---|---|---|---|
| ***Radioactive Constituents*** | | | | | | | | | |
| Carbon-14 | 186 | ±10.2 | 9.68 | 1 | | ■ | | GP | pCi/L |

Notes: See pages C-3 through C-5 for an explanationof codes and abbreviations used in these tables.
Synchronous water levels are measured over approximately a 3–5 day period.
● = exceeded holding time.
■ = exceeded groundwater protection standard. See Appendix A.

## WELL FSB 97A

| SRS Coord. | Lat/Longitude | Screen Zone Elevation | Top of Casing | Casing | Pump | Screen Zone |
|---|---|---|---|---|---|---|
| N75171.2<br>E49965.7 | 33.273554 °N<br>81.681247 °W | 95.8-85.8 ft msl | 286.1 ft msl | 4" PVC | S | U. Congaree (IIA) |

SAMPLE DATE 04/21/98

FIELD DATA

| Constituents | 2Q98 | Unit |
|---|---|---|
| Water elevation | 153.0 | ft msl |
| pH | 7.0 | pH |
| Sp. conductance | 220 | µS/cm |
| Water temperature | 16.0 | °C |
| Alkalinity as $CaCO_3$ | 78 | mg/L |
| Turbidity | 1 | NTU |
| Volumes purged | 3.1 | well vol |
| Sampling code | | |
| Synchronous water level | 152.4 (06/30/98) | ft msl |

ANALYTICAL DATA

| Constituents | Result | Accuracy | MDA | DF | Mod | ST | H | Lab | Unit |
|---|---|---|---|---|---|---|---|---|---|
| ***Radioactive Constituents*** | | | | | | | | | |
| Carbon-14 | 11.4 | ±5.48 | 8.81 | 1 | | | | GP | pCi/L |
| Carbon-14 | 11.8 | ±5.86 | 9.45 | 1 | R | | | GP | pCi/L |

Notes: See pages C-3 through C-5 for an explanationof codes and abbreviations used in these tables.
Synchronous water levels are measured over approximately a 3–5 day period.
● = exceeded holding time.
■ = exceeded groundwater protection standard. See Appendix A.

## WELL FSB 97C

| SRS Coord. | Lat/Longitude | Screen Zone Elevation | Top of Casing | Casing | Pump | Screen Zone |
|---|---|---|---|---|---|---|
| N75179.6<br>E49970.6 | 33.273580 °N<br>81.681250 °W | 153.8-143.8 ft msl | 286.1 ft msl | 4" PVC | V | Barnwell (IIB1) |

SAMPLE DATE 04/21/98

FIELD DATA

| Constituents | 2Q98 | Unit |
|---|---|---|
| Water elevation | 210.0 | ft msl |
| pH | 3.6 | pH |
| Sp. conductance | 780 | µS/cm |
| Water temperature | 16.0 | °C |
| Alkalinity as $CaCO_3$ | 0 | mg/L |
| Turbidity | 1.5 | NTU |
| Volumes purged | 2.2 | well vol |
| Sampling code | | |
| Synchronous water level | 211.1 (06/30/98) | ft msl |

ANALYTICAL DATA

| Constituents | Result | Accuracy | MDA | DF | Mod | ST | H | Lab | Unit |
|---|---|---|---|---|---|---|---|---|---|
| ***Radioactive Constituents*** | | | | | | | | | |
| Carbon-14 | 71.6 | ±7.67 | 9.65 | 1 | | ■ | | GP | pCi/L |

Notes: See pages C-3 through C-5 for an explanationof codes and abbreviations used in these tables.
Synchronous water levels are measured over approximately a 3–5 day period.
● = exceeded holding time.
■ = exceeded groundwater protection standard. See Appendix A.

## WELL FSB 97D

| SRS Coord. | Lat/Longitude | Screen Zone Elevation | Top of Casing | Casing | Pump | Screen Zone |
|---|---|---|---|---|---|---|
| N75188.9<br>E49975.5 | 33.273609 °N<br>81.681255 °W | 216.9-196.9 ft msl | 286 ft msl | 4" PVC | V | Water Table (IIB2) |

SAMPLE DATE 04/21/98

FIELD DATA

| Constituents | 2Q98 | Unit |
|---|---|---|
| Water elevation | 213.0 | ft msl |
| pH | 3.4 | pH |
| Sp. conductance | 540 | µS/cm |
| Water temperature | 16.0 | °C |
| Alkalinity as $CaCO_3$ | 0 | mg/L |
| Turbidity | 17 | NTU |
| Volumes purged | 1.14 | well vol |
| Sampling code | XN | |
| Synchronous water level | 214.1 (06/30/98) | ft msl |

ANALYTICAL DATA

| Constituents | Result | Accuracy | MDA | DF | Mod | ST | H | Lab | Unit |
|---|---|---|---|---|---|---|---|---|---|
| ***Radioactive Constituents*** | | | | | | | | | |
| Carbon-14 | 85.1 | ±7.79 | 9.32 | 1 | | ■ | | GP | pCi/L |
| Carbon-14 | 77.9 | ±7.66 | 9.39 | 1 | | ■ | | GP | pCi/L |

Notes: See pages C-3 through C-5 for an explanationof codes and abbreviations used in these tables.
Synchronous water levels are measured over approximately a 3–5 day period.
● = exceeded holding time.
■ = exceeded groundwater protection standard. See Appendix A.

# WELL FSB104D

| SRS Coord. | Lat/Longitude | Screen Zone Elevation | Top of Casing | Casing | Pump | Screen Zone |
|---|---|---|---|---|---|---|
| N73865.2<br>E49255.4 | 33.269506 °N<br>81.680579 °W | 210.4-190.4 ft msl | 219.2 ft msl | 4" PVC | V | Water Table (IIB2) |

SAMPLE DATE 04/22/98

FIELD DATA

| Constituents | 2Q98 | Unit |
|---|---|---|
| Water elevation | 207.8 | ft msl |
| pH | 3.8 | pH |
| Sp. conductance | 240 | µS/cm |
| Water temperature | 16.0 | °C |
| Alkalinity as $CaCO_3$ | 0 | mg/L |
| Turbidity | 0.9 | NTU |
| Volumes purged | 2.5 | well vol |
| Sampling code | | |
| Synchronous water level | 206.7 (06/29/98) | ft msl |

ANALYTICAL DATA

| Constituents | Result | Accuracy | MDA | DF | Mod | ST | H | Lab | Unit |
|---|---|---|---|---|---|---|---|---|---|
| ***Radioactive Constituents*** | | | | | | | | | |
| Carbon-14 | 13.5 | ±5.48 | 8.69 | 1 | | | | GP | pCi/L |

Notes: See pages C-3 through C-5 for an explanationof codes and abbreviations used in these tables.
Synchronous water levels are measured over approximately a 3–5 day period.
● = exceeded holding time.
■ = exceeded groundwater protection standard. See Appendix A.

# WELL FSB110D

| SRS Coord. | Lat/Longitude | Screen Zone Elevation | Top of Casing | Casing | Pump | Screen Zone |
|---|---|---|---|---|---|---|
| N74193.3<br>E50141.6 | 33.271678 °N<br>81.678884 °W | 211.1-191.1 ft msl | 234.5 ft msl | 4" PVC | V | Water Table (IIB2) |

SAMPLE DATE 04/22/98

FIELD DATA

| Constituents | 2Q98 | Unit |
|---|---|---|
| Water elevation | 208.7 | ft msl |
| pH | 4.6 | pH |
| Sp. conductance | 140 | µS/cm |
| Water temperature | 16.0 | °C |
| Alkalinity as $CaCO_3$ | 0 | mg/L |
| Turbidity | 1.1 | NTU |
| Volumes purged | 2.4 | well vol |
| Sampling code | | |
| Synchronous water level | 207.6 (06/29/98) | ft msl |

ANALYTICAL DATA

| Constituents | Result | Accuracy | MDA | DF | Mod | ST | H | Lab | Unit |
|---|---|---|---|---|---|---|---|---|---|
| ***Radioactive Constituents*** | | | | | | | | | |
| Carbon-14 | 20.3 | ±5.82 | 8.9 | 1 | | | | GP | pCi/L |

Notes: See pages C-3 through C-5 for an explanationof codes and abbreviations used in these tables.
Synchronous water levels are measured over approximately a 3–5 day period.
● = exceeded holding time.
■ = exceeded groundwater protection standard. See Appendix A.

# WELL FSB112D

| SRS Coord. | Lat/Longitude | Screen Zone Elevation | Top of Casing | Casing | Pump | Screen Zone |
|---|---|---|---|---|---|---|
| N74223.7<br>E48780.0 | 33.269523 °N<br>81.682527 °W | 208.9-188.9 ft msl | 229.6 ft msl | 4" PVC | S | Water Table (IIB2) |

SAMPLE DATE 04/22/98

FIELD DATA

| Constituents | 2Q98 | Unit |
|---|---|---|
| Water elevation | 208.8 | ft msl |
| pH | 3.6 | pH |
| Sp. conductance | 300 | µS/cm |
| Water temperature | 16.0 | °C |
| Alkalinity as $CaCO_3$ | 0 | mg/L |
| Turbidity | 1.4 | TU |
| Volumes purged | 3.7 | well vol |
| Sampling code | | |
| Synchronous water level | 208.3 (06/29/98) | ft msl |

ANALYTICAL DATA

| Constituents | Result | Accuracy | MDA | DF | Mod | ST | H | Lab | Unit |
|---|---|---|---|---|---|---|---|---|---|
| ***Radioactive Constituents*** | | | | | | | | | |
| Carbon-14 | 36.9 | ±6.29 | 8.84 | 1 | 1 | | | GP | pCi/L |
| Carbon-14 | 27.6 | ±5.98 | 8.80 | 1 | | | | GP | pCi/L |

Notes: See pages C-3 through C-5 for an explanationof codes and abbreviations used in these tables.
Synchronous water levels are measured over approximately a 3–5 day period.
● = exceeded holding time.
■ = exceeded groundwater protection standard. See Appendix A.

# Appendix G

## UIC Sampling Results

THIS PAGE LEFT BLANK INTENTIONALLY.

# F-Area WTU UIC Sample Results: June 1997-March 1998

| UIC Permitted Constituents | | Reg | June | July | August | September | October | November | December | January | February | March |
|---|---|---|---|---|---|---|---|---|---|---|---|---|
| Constituent | Unit | Limit | Result | Result | Result | Result | Result | Result | Result | Result | Result | Result |
| Section I, INORGANICS | | | | | | | | | | | | |
| Arsenic | ug/L | 50 | <20 | <5 | <5 | <5 | <5 | <5 | <5 | <5 | <5 | <5 |
| Barium | ug/L | 2000 | 42.00 | 12.90 | 17.40 | 15.20 | 10.60 | 62.80 | 59.10 | 44.10 | 13.90 | 12.00 |
| Cadmium | ug/L | 5 | <5 | <5 | <5 | <5 | <5 | <5 | <5 | <5 | <5 | <5 |
| Chromium | ug/L | 100 | <10 | <5 | <5 | <5 | <5 | <5 | <5 | <5 | <5 | <5 |
| Lead | ug/L | 50 | 4.00 | <5 | <5 | <5 | <5 | <5 | <5 | <5 | <5 | <5 |
| Mercury | ug/L | 2 | <0.1 | <0.2 | <0.2 | <0.2 | 0.34 | <0.2 | 0.30 | <0.2 | <0.2 | 0.21 |
| Selenium | ug/L | 50 | <5 | <5 | <5 | <5 | <5 | <5 | <5 | <5 | <5 | <5 |
| Silver | ug/L | 50 | <5 | <5 | <5 | <5 | <5 | <5 | <5 | <5 | <5 | <5 |
| Section II, ORGANICS | | | | | | | | | | | | |
| Antimony | ug/L | 6 | <5 | <10 | <10 | <10 | <10 | <10 | <10 | <10 | <10 | <10 |
| Cobalt | ug/L | 140 | <10 | 12.90 | 6.46 | <5 | <5 | 18.80 | 14.80 | 13.80 | <5 | <5 |
| Copper | ug/L | 1300 | <5 | <5 | <5 | <5 | <5 | 7.14 | <5 | <5 | <5 | <5 |
| Cyanide | ug/L | 200000 | 28.00 | <10 | <10 | <10 | <10 | <10 | <10 | <10 | <10 | <10 |
| Benzene | ug/L | 5 | <5 | <2 | <2 | <1 | <1 | <1 | <1 | <1 | <1 | <1 |
| BEHP | ug/L | 140 | 18.30 | <0.01 | <10 | <10.1 | 11.00 | <11.2 | <10.1 | <10.9 | <10.9 | <10 |
| Methylene Chloride | ug/L | 5 | <5 | <5 | <5 | <1 | <1 | <1 | <1 | <1 | <1 | <1 |
| Nickel | ug/L | 100 | 33.00 | 9.38 | <5 | <5 | <5 | 5.09 | 5.88 | <5 | <5 | <5 |
| Phenol | ug/L | 10 | <10 | | | <10.3 | <5 | <5 | | <5 | <5 | <5 |
| Tetrachloroethylene | ug/L | 5 | | <2 | <2 | <1 | <1 | <1 | <1 | <1 | <1 | <1 |
| Thallium | ug/L | 2 | <2 | | | <5 | <5 | <5 | | <5 | <5 | <5 |
| Tin | ug/L | 50 | <25 | <10 | <10 | <10 | <10 | <10 | <10 | <10 | <10 | <10 |
| Trichloroethylene | ug/L | 5 | | <2 | <2 | 1.07 | 1.35 | <1 | 1.25 | <5 | 1.19 | <1 |
| Trichlorofluoromethane | ug/L | 100 | <10 | <2 | <2 | <1 | <1 | <1 | <1 | <1 | <1 | <1 |
| Vanadium | ug/L | 49 | <20 | <5 | <5 | <5 | <5 | <5 | <5 | <5 | <5 | <5 |
| Zinc | ug/L | 5000 | 96.00 | 32.80 | 13.80 | <5 | <5 | 14.30 | 9.08 | <5 | <5 | <5 |
| Section III, RADIONUCLIDES | | | | | | | | | | | | |
| Gross Alpha | pCi/L | 15 | <0.2 | 8.49 | 16.90 | <1.4 | 7.95 | 88.30 | 91.60 | 74.80 | 47.60 | 4.92 |
| Gross Beta | pCi/L | 50 | 23.97 | 7.76 | 29.30 | 43.70 | 105.00 | 289.00 | 289.00 | 234.00 | 226.00 | 39.10 |
| Total Radium (226+228) | pCi/L | 5 | BDL | 1.17 | BDL | >5 | 5.44 | 15.27 | 21.77 | 4.63 | <5 | <5 |
| Section IV, RADIONUCLIDES | | | | | | | | | | | | |
| Americium-241 | pCi/L | SOA | <2.22 | 3.09 | 0.82 | <0.789 | <0.156 | 3.49 | 3.61 | 2.33 | <0.482 | <0.0882 |
| Cesium-137 | pCi/L | SOB | <1.76 | <4.44 | <0.66 | <3.41 | <3.72 | <3.4 | <3.67 | 5.91 | <0.928 | <3.99 |
| Curium-242 | pCi/L | SOA | <2.01 | <1.15 | <0.34 | <0.454 | <0.173 | <0.144 | <0.264 | <0.373 | <0.413 | <0.153 |
| Curium-243/244 | pCi/L | SOA | 1.99,<1.8 | 4.96 | 1.73 | <0.669 | <0.191 | 5.14 | 9.81 | 2.91 | <0.659 | <0.126 |
| Curium-246 | pCi/L | SOA | <1.29 | <1.06 | 0.00 | <0.319 | <0.809 | <0.0792 | <0.247 | <0.209 | <0.247 | |
| Carbon-14 | pCi/L | SOB | <6.27 | <8.41 | <40.3 | <22.6 | <105 | <108 | 111.00 | 31.80 | 56.30 | 35.00 |
| Cobalt-60 | pCi/L | SOB | <1.91 | <3.99 | <5.61 | <3.94 | <4.18 | <3.57 | <3.84 | <2.78 | <1.15 | <2.26 |
| Iodine-129 | pCi/L | SOB | <4 | 4.31 | 54.10 | >50 | >50 | 66.70 | 74.40 | <50 | 50.70 | 28.50 |
| Plutonium-238 | pCi/L | SOA | | <0.83 | <0.13 | <0.13 | <0.185 | <0.565 | <0.306 | <0.399 | <0.584 | <0.19 |
| Plutonium-239/240 | pCi/L | SOA | BDL | <0.42 | <0.06 | <0.06 | <0.185 | <0.244 | <0.389 | <0.218 | <0.328 | <0.0954 |
| Nickel-63 | pCi/L | SOB | <0.7 | <3.99 | <5.61 | <3.94 | <4.18 | <3.57 | <3.84 | <202 | <200 | <220 |
| Radium-226 | pCi/L | SOR | <1.84 | <0.43 | <0.58 | 1.67 | <0.383 | 3.87 | 2.27 | 4.63 | <0.453 | <0.823 |
| Radium-228 | pCi/L | SOR | <1.66 | 1.17 | <0.73 | >5 | 5.44 | 11.40 | 19.50 | <1.09 | <1.11 | <1.13 |
| Strontium-90 | pCi/L | SOB | <0.42 | 2.94 | 18.70 | 104.00 | 53.80 | 126.00 | >50 | >50 | 111.00 | 12.50 |
| Technetium-99 | pCi/L | SOB | <2.31 | <10.2 | 21.40 | <43.1 | 22.10 | 53.20 | 52.40 | 63.50 | 46.40 | <22.8 |
| Thorium-228 | pCi/L | SOA | <4.23 | <0.65 | <0.33 | <0.535 | <0.408 | 0.34 | <0.277 | <0.256 | <0.842 | <0.0743 |
| Thorium-230 | pCi/L | SOA | <1.75 | 0.54 | <0.11 | 1.34 | <0.207 | <0.206 | <0.113 | <0.132 | <0.304 | <0.108 |
| Thorium-232 | pCi/L | SOA | <1.6 | <0.241 | <0.04 | <0.283 | <0.0893 | <0.222 | <0.113 | <0.0617 | <0.157 | <0.0605 |
| Uranium-233/234 | pCi/L | SOA | <2.96 | 2.00 | 4.93 | 0.79 | 1.58 | 26.60 | 24.20 | 26.80 | 14.90 | 0.75 |
| Uranium-234 | pCi/L | SOA | <2.5 | NA | NA | NA | NA | NA | NA | NA | NA | NA |
| Uranium-235 | pCi/L | SOA | <8.62 | <0.109 | 0.43 | 0.15 | 0.19 | 3.63 | 2.92 | 2.40 | 1.52 | 0.17 |
| Uranium-238 | pCi/L | SOA | <2.08 | 2.75 | 9.81 | 1.69 | 1.95 | 46.30 | 44.10 | 40.30 | 25.10 | 1.73 |
| Sum of Alphas | | | BDL | 13.34 | 17.72 | 5.64 | 3.72 | 89.37 | 86.91 | 79.37 | 41.52 | 2.64 |
| Sum of Betas | | | BDL | 8.42 | 94.20 | 104.00 | 81.34 | 257.30 | 257.30 | 151.21 | 264.40 | 76.00 |

## F-Area WTU UIC Sample Results: January 1998

| UIC Permitted Constituents | | Reg | Raw | Rad | | | January | Exceedence | |
|---|---|---|---|---|---|---|---|---|---|
| Constituent | Unit | Limit | Result | Acc | Qual. | QL | Result | Y/N | Notes |
| Section I, INORGANICS | | | | | | | | | Samples collected 1/28/98 |
| Arsenic | ug/L | 50 | 5 | | U | 5 | <5 | N | |
| Barium | ug/L | 2000 | 44.1 | | | 5 | 44.10 | N | |
| Cadmium | ug/L | 5 | 0.731 | | J | 5 | <5 | N | |
| Chromium | ug/L | 100 | 5 | | U | 5 | <5 | N | |
| Lead | ug/L | 50 | 1.55 | | J | 5 | <5 | N | |
| Mercury | ug/L | 2 | 0.2 | | U | 0.2 | <0.2 | N | |
| Selenium | ug/L | 50 | 5 | | U | 5 | <5 | N | |
| Silver | ug/L | 50 | 1.1 | | J | 5 | <5 | N | |
| Section II, ORGANICS | | | | | | | | | |
| Antimony | ug/L | 6 | 10 | | U | 10 | <10 | N | DL too high |
| Cobalt | ug/L | 140 | 13.8 | | | 5 | 13.80 | N | |
| Copper | ug/L | 1300 | 3.04 | | J | 5 | <5 | N | |
| Cyanide | ug/L | 200000 | 10 | | U | 10 | <10 | N | |
| Benzene | ug/L | 5 | 1 | | U | 1 | <1 | N | |
| BEHP | ug/L | 140 | 10.9 | | U | 10.9 | <10.9 | N | |
| Methylene Chloride | ug/L | 5 | 2.79 | | U | 1 | <1 | N | |
| Nickel | ug/L | 100 | 3.57 | | J | 5 | <5 | N | |
| Phenol | ug/L | 10 | 5 | | U | 5 | <5 | N | |
| Tetrachloroethylene | ug/L | 5 | 1 | | U | 1 | <1 | N | |
| Thallium | ug/L | 2 | 5 | | U | 5 | <5 | | DL too high |
| Tin | ug/L | 50 | 10 | | U | 10 | <10 | N | |
| Trichloroethylene | ug/L | 5 | 2.24 | | J | 1 | <5 | N | |
| Trichlorofluoromethane | ug/L | 100 | 1 | | U | 1 | <1 | N | |
| Vanadium | ug/L | 49 | 5 | | U | 5 | <5 | N | |
| Zinc | ug/L | 5000 | 7.35 | | U | 5 | <5 | N | |
| Section III, RADIONUCLIDES | | | | | | | | | |
| Gross Alpha | pCi/L | 15 | 74.8 | 12.3 | | 4.07 | 74.80 | Y | |
| Gross Beta | pCi/L | 50 | 234 | 13.2 | | 6.74 | 234.00 | Y | |
| Total Radium (226+228) | pCi/L | 5 | | | | | 4.63 | N | |
| Section IV, RADIONUCLIDES | | | | | | | | | |
| Americium-241 | pCi/L | SOA | 2.33 | 0.658 | | 0.441 | 2.33 | N | |
| Cesium-137 | pCi/L | SOB | 5.91 | 2.77 | | 2.53 | 5.91 | N | |
| Curium-242 | pCi/L | SOA | -0.068 | 0.056 | UI | 0.373 | <0.373 | N | |
| Curium-243/244 | pCi/L | SOA | 2.91 | 0.752 | | 0.434 | 2.91 | N | |
| Curium-246 | pCi/L | SOA | -0.018 | 0.025 | UI | 0.209 | <0.209 | N | |
| Carbon-14 | pCi/L | SOB | 31.8 | 6.82 | | 10 | 31.80 | N | |
| Cobalt-60 | pCi/L | SOB | 2.61 | 1.53 | UI | 2.78 | <2.78 | N | |
| Iodine-129 | pCi/L | SOB | 49.7 | 7.23 | J | 1.72 | <50 | N | |
| Plutonium-238 | pCi/L | SOA | 0.152 | 0.204 | UI | 0.399 | <0.399 | N | |
| Plutonium-239/240 | pCi/L | SOA | -0.018 | 0.026 | UI | 0.218 | <0.218 | N | |
| Nickel-63 | pCi/L | SOB | 0 | 117 | UI | 202 | <202 | N | |
| Radium-226 | pCi/L | SOR | 4.63 | 1.03 | | 0.161 | 4.63 | N | |
| Radium-228 | pCi/L | SOR | 2.95 | 0.714 | U | 1.09 | <1.09 | N | |
| Strontium-90 | pCi/L | SOB | 81.4 | 3.71 | J | 1.35 | >50 | Y | Estimated result; probably elevated |
| Technetium-99 | pCi/L | SOB | 63.5 | 13.2 | | 19.9 | 63.50 | Y | |
| Thorium-228 | pCi/L | SOA | 0.163 | 0.154 | UI | 0.256 | <0.256 | N | |
| Thorium-230 | pCi/L | SOA | 0.009 | 0.044 | UI | 0.132 | <0.132 | N | |
| Thorium-232 | pCi/L | SOA | 0 | 0 | UI | 0.062 | <0.0617 | N | |
| Uranium-233/234 | pCi/L | SOA | 26.8 | 3.68 | | 0.184 | 26.80 | Y | |
| Uranium-235 | pCi/L | SOA | 2.4 | 0.639 | | 0.219 | 2.40 | N | |
| Uranium-238 | pCi/L | SOA | 40.3 | 5.28 | | 0.244 | 40.30 | Y | |
| Sum of Alphas | | | | | | | 79.37 | Y | |
| Sum of Betas | | | | | | | 151.21 | Y | |

## F-Area WTU UIC Sample Results: February 1998

| UIC Permitted Constituents | | Reg | Raw | Rad | | | February | Exceedence | |
|---|---|---|---|---|---|---|---|---|---|
| **Constituent** | **Unit** | **Limit** | **Result** | **Acc** | **Qual.** | **QL** | **Result** | **Y/N** | **Notes** |
| **Section I, INORGANICS** | | | | | | | | | Samples collected 2/12/98 |
| Arsenic | ug/L | 50 | 5 | | U | 5 | <5 | N | |
| Barium | ug/L | 2000 | 13.9 | | | 5 | 13.90 | N | |
| Cadmium | ug/L | 5 | 0.351 | | U | 5 | <5 | N | |
| Chromium | ug/L | 100 | 5 | | U | 5 | <5 | N | |
| Lead | ug/L | 50 | 5 | | U | 5 | <5 | N | |
| Mercury | ug/L | 2 | 0.2 | | U | 0.2 | <0.2 | N | |
| Selenium | ug/L | 50 | 1.74 | | U | 5 | <5 | N | |
| Silver | ug/L | 50 | 5 | | U | 5 | <5 | N | |
| **Section II, ORGANICS** | | | | | | | | | |
| Antimony | ug/L | 6 | 10 | | U | 10 | <10 | N | DL too high |
| Cobalt | ug/L | 140 | 5 | | U | 5 | <5 | N | |
| Copper | ug/L | 1300 | 5 | | U | 5 | <5 | N | |
| Cyanide | ug/L | 2E+05 | 10 | | U | 10 | <10 | N | |
| Benzene | ug/L | 5 | 1 | | U | 1 | <1 | N | |
| BEHP | ug/L | 140 | 10.9 | | U | 10.9 | <10.9 | N | |
| Methylene Chloride | ug/L | 5 | 0.312 | | U | 1 | <1 | N | |
| Nickel | ug/L | 100 | 5 | | U | 5 | <5 | N | |
| Phenol | ug/L | 10 | 5 | | UJ | 5 | <5 | N | |
| Tetrachloroethylene | ug/L | 5 | 1 | | U | 1 | <1 | N | |
| Thallium | ug/L | 2 | 5 | | U | 5 | <5 | | DL too high |
| Tin | ug/L | 50 | 10 | | U | 10 | <10 | N | |
| Trichloroethylene | ug/L | 5 | 1.19 | | | 1 | 1.19 | N | |
| Trichlorofluoromethane | ug/L | 100 | 1 | | U | 1 | <1 | N | |
| Vanadium | ug/L | 49 | 0.48 | | J | 5 | <5 | N | |
| Zinc | ug/L | 5000 | 1.72 | | U | 5 | <5 | N | |
| **Section III, RADIONUCLIDES** | | | | | | | | | |
| Gross Alpha | pCi/L | 15 | 47.6 | 4.24 | | 3 | 47.60 | Y | |
| Gross Beta | pCi/L | 50 | 226 | 6.67 | | 4.84 | 226.00 | Y | |
| Total Radium (226+228) | pCi/L | 5 | | | | | <5 | N | |
| **Section IV, RADIONUCLIDES** | | | | | | | | | |
| Americium-241 | pCi/L | SOA | 0.237 | 0.263 | UI | 0.482 | <0.482 | N | |
| Cesium-137 | pCi/L | SOB | 0.107 | 1.61 | UI | 0.928 | <0.928 | N | |
| Curium-242 | pCi/L | SOA | 0.102 | 0.191 | UI | 0.413 | <0.413 | N | |
| Curium-243/244 | pCi/L | SOA | 0.013 | 0.263 | UI | 0.659 | <0.659 | N | |
| Curium-246 | pCi/L | SOA | 0.098 | 0.14 | UI | 0.247 | <0.247 | N | |
| Carbon-14 | pCi/L | SOB | 56.3 | 7.07 | | 9.42 | 56.30 | Y | |
| Cobalt-60 | pCi/L | SOB | 0.598 | 0.586 | UI | 1.15 | <1.15 | N | |
| Iodine-129 | pCi/L | SOB | 50.7 | 6.97 | | 2.1 | 50.70 | Y | |
| Plutonium-238 | pCi/L | SOA | 0.389 | 0.343 | UI | 0.584 | <0.584 | N | |
| Plutonium-239/240 | pCi/L | SOA | -0.042 | 0.042 | UI | 0.328 | <0.328 | N | |
| Nickel-63 | pCi/L | SOB | -14 | 115 | UI | 200 | <200 | | |
| Radium-226 | pCi/L | SOR | 0.292 | 0.302 | UI | 0.453 | <0.453 | N | |
| Radium-228 | pCi/L | SOR | 0.557 | 0.545 | UI | 1.11 | <1.11 | N | |
| Strontium-90 | pCi/L | SOB | 111 | 3.43 | | 1.33 | 111.00 | Y | |
| Technetium-99 | pCi/L | SOB | 46.4 | 11.1 | | 17.7 | 46.40 | N | |
| Thorium-228 | pCi/L | SOA | -0.065 | 0.319 | UI | 0.842 | <0.842 | N | |
| Thorium-230 | pCi/L | SOA | 0.086 | 0.154 | UI | 0.304 | <0.304 | N | |
| Thorium-232 | pCi/L | SOA | 0 | 0 | UI | 0.157 | <0.157 | N | |
| Uranium-233/234 | pCi/L | SOA | 14.9 | 2.44 | | 0.126 | 14.90 | N | |
| Uranium-235 | pCi/L | SOA | 1.52 | 0.54 | | 0.127 | 1.52 | N | |
| Uranium-238 | pCi/L | SOA | 25.1 | 3.74 | | 0.262 | 25.10 | Y | |
| Sum of Alphas | | | | | | | 41.52 | Y | |
| Sum of Betas | | | | | | | 264.40 | Y | |

Unclassified

# GENERAL SEPARATIONS AREA MAPS FOR THE F- AND H-AREA HAZARDOUS WASTE MANAGEMENT FACILITIES SEMIANNUAL CORRECTIVE ACTION REPORTS (U)

FIRST AND SECOND QUARTER 1998

Volume II

Publication Date: September 1998

Document Reference Numbers:
WSRC-TR-98-00147 F-Area HWMF
WSRC-TR-98-00148 H-Area HWMF

Westinghouse Savannah River Company
Savannah River Site
Aiken, SC 29808

*Prepared for the U.S. Department of Energy under Control Contract No. DE-AC09-89SR18035*

## DISCLAIMER

This report was prepared as an account of work sponsored by an agency of the United States Government. Neither the United States Government nor any agency thereof, nor any of their employees, makes any warranty, express or implied, or assumes any legal liability or responsibility for the accuracy, completeness, or usefulness of any information, apparatus, product, or process disclosed, or represents that its use would not infringe privately owned rights. Reference herein to any specific commercial product, process, or service by trade name, trademark, manufacturer, or otherwise does not necessarily constitute or imply its endorsement, recommendation, or favoring by the United States Government or any agency thereof. The views and opinions of authors expressed herein do not necessarily state or reflect those of the United States Government or any agency thereof.

This report has been reproduced directly from the best available copy.

Available to DOE and DOE contractors from the Office of Scientific and Technical Information, P.O. Box 62, Oak Ridge, TN 37831; prices available from (615) 576-8401.

Available to the public from the National Technical Information Service, U.S. Department of Commerce, 5285 Port Royal Road, Springfield, VA 22161.

# Contents

**Volume II**

**Appendix H—General Separations Area Maps for the F- and H-Area Hazardous Waste Management Facilities Semiannual Corrective Action Reports** **Page**

1. Cadmium Concentrations in Aquifer Zone $IIB_2$ (Water Table) at the General Separations Area, Second Quarter 1998 ..... H-3
2. Cadmium Concentrations in Aquifer Zone $IIB_1$ (Barnwell/McBean) at the General Separations Area, Second Quarter 1998 ..... H-3
3. Cadmium Concentrations in Aquifer Unit IIA (Congaree) at the General Separations Area, Second Quarter 1998 ..... H-3
4. Gross Alpha Activities in Aquifer Zone $IIB_2$ (Water Table) at the General Separations Area, Second Quarter 1998 ..... H-4
5. Gross Alpha Activities in Aquifer Zone $IIB_1$ (Barnwell/McBean) at the General Separations Area, Second Quarter 1998 ..... H-4
6. Gross Alpha Activities in Aquifer Unit IIA (Congaree) at the General Separations Area, Second Quarter 1998 ..... H-4
7. Iodine-129 Activities in Aquifer Zone $IIB_2$ (Water Table) at the General Separations Area, First Quarter 1998 ..... H-5
8. Iodine-129 Activities in Aquifer Zone $IIB_1$ (Barnwell/McBean) at the General Separations Area, First Quarter 1998 ..... H-5
9. Iodine-129 Activities in Aquifer Unit IIA (Congaree) at the General Separations Area, First Quarter 1998 ..... H-5
10. Lead Concentrations in Aquifer Zone $IIB_2$ (Water Table) at the General Separations Area, Second Quarter 1998 ..... H-6
11. Lead Concentrations in Aquifer Zone $IIB_1$ (Barnwell/McBean) at the General Separations Area, Second Quarter 1998 ..... H-6
12. Lead Concentrations in Aquifer Unit IIA (Congaree) at the General Separations Area, Second Quarter 1998 ..... H-6
13. Mercury Concentrations in Aquifer Zone $IIB_2$ (Water Table) at the General Separations Area, Second Quarter 1998 ..... H-7
14. Mercury Concentrations in Aquifer Zone $IIB_1$ (Barnwell/McBean) at the General Separations Area, Second Quarter 1998 ..... H-7
15. Mercury Concentrations in Aquifer Unit IIA (Congaree) at the General Separations Area, Second Quarter 1998 ..... H-7
16. Nitrate Concentrations in Aquifer Zone $IIB_2$ (Water Table) at the General Separations Area, Second Quarter 1998 ..... H-8
17. Nitrate Concentrations in Aquifer Zone $IIB_1$ (Barnwell/McBean) at the General Separations Area, Second Quarter 1998 ..... H-8
18. Nitrate Concentrations in Aquifer Unit IIA (Congaree) at the General Separations Area, Second Quarter 1998 ..... H-8

19. Nonvolatile Beta Activities in Aquifer Zone $IIB_2$ (Water Table) at the General Separations Area, Second Quarter 1998 ..... H-9
20. Nonvolatile Beta Activities in Aquifer Zone $IIB_1$ (Barnwell/McBean) at the General Separations Area, Second Quarter 1998 ..... H-9
21. Nonvolatile Beta Activities in Aquifer Unit IIA (Congaree) at the General Separations Area, Second Quarter 1998 ..... H-9
22. Strontium-90 Activities in Aquifer Zone $IIB_2$ (Water Table) at the General Separations Area, First Quarter 1998 ..... H-10
23. Strontium-90 Activities in Aquifer Zone $IIB_1$ (Barnwell/McBean) at the General Separations Area, First Quarter 1998 ..... H-10
24. Strontium-90 Activities in Aquifer Unit IIA (Congaree) at the General Separations Area, First Quarter 1998 ..... H-10
25. Technetium-99 Activities in Aquifer Zone $IIB_2$ (Water Table) at the General Separations Area, First Quarter 1998 ..... H-11
26. Technetium-99 Activities in Aquifer Zone $IIB_1$ (Barnwell/McBean) at the General Separations Area, First Quarter 1998 ..... H-11
27. Technetium-99 Activities in Aquifer Unit IIA (Congaree) at the General Separations Area, First Quarter 1998 ..... H-11
28. Tritium Activities in Aquifer Zone $IIB_2$ (Water Table) at the General Separations Area, Second Quarter 1998 ..... H-12
29. Tritium Activities in Aquifer Zone $IIB_1$ (Barnwell/McBean) at the General Separations Area, Second Quarter 1998 ..... H-12
30. Tritium Activities in Aquifer Unit IIA (Congaree) at the General Separations Area, Second Quarter 1998 ..... H-12
31. Uranium-233/234 Activities in Aquifer Zone $IIB_2$ (Water Table) at the General Separations Area, First Quarter 1998 ..... H-13
32. Uranium-233/234 Activities in Aquifer Zone $IIB_1$ (Barnwell/McBean) at the General Separations Area, First Quarter 1998 ..... H-13
33. Uranium-233/234 Activities in Aquifer Unit IIA (Congaree) at the General Separations Area, First Quarter 1998 ..... H-13
34. Uranium-238 Activities in Aquifer Zone $IIB_2$ (Water Table) at the General Separations Area, First Quarter 1998 ..... H-14
35. Uranium-238 Activities in Aquifer Zone $IIB_1$ (Barnwell/McBean) at the General Separations Area, First Quarter 1998 ..... H-14
36. Uranium-238 Activities in Aquifer Unit IIA (Congaree) at the General Separations Area, First Quarter 1998 ..... H-14
37. Potentiometric Surface Map of Aquifer Zone $IIB_2$ (Water Table) at the General Separations Area, First Quarter 1998 ..... H-15
38. Potentiometric Surface Map of Aquifer Zone $IIB_2$ (Water Table) at the General Separations Area, Second Quarter 1998 ..... H-15
39. Potentiometric Surface Map of Aquifer Zone $IIB_1$ (Barnwell/McBean) at the General Separations Area, First Quarter 1998 ..... H-16
40. Potentiometric Surface Map of Aquifer Zone $IIB_1$ (Barnwell/McBean) at the General Separations Area, Second Quarter 1998 ..... H-16

41. Potentiometric Surface Map of Aquifer Unit IIA (Congaree) at the General Separations Area, First Quarter 1998 ..... H-17

42. Potentiometric Surface Map of Aquifer Unit IIA (Congaree) at the General Separations Area, Second Quarter 1998 ..... H-17

THIS PAGE LEFT BLANK INTENTIONALLY.

# Appendix H

## General Separations Area Maps for the F- and H-Area Hazardous Waste Management Facilities Semiannual Corrective Action Reports

THIS PAGE LEFT BLANK INTENTIONALLY.

NOTICE

**Page(s) size did not permit electronic reproduction. Information may be purchased by the general public from the National Technical Information Service, U.S. Department of Commerce, Springfield, VA 22161 (Area Code 703-487-4650). DOE and DOE contractors may purchase information by contacting DOE's Office of Scientific and Technical Information, P.O. Box 62, Oak Ridge, TN 37831, Attn: Information Services (Area Code 423-576-8401).**