

SANDIA REPORT

SAND97-0725 • UC-900

Unlimited Release

Printed April 1997

Annual Report Procurement Organization Sandia National Laboratories Fiscal Year 1996

RECEIVED
MAY 03 1997
OSTI

D. L. Palmer

Prepared by
Sandia National Laboratories
Albuquerque, New Mexico 87185 and Livermore, California 94550

Sandia is a multiprogram laboratory operated by Sandia Corporation, a Lockheed Martin Company, for the United States Department of Energy under Contract DE-AC04-94AL85000.

Approved for public release; distribution is unlimited.



Sandia National Laboratories

MASTER

DISTRIBUTION OF THIS DOCUMENT IS UNLIMITED
Ln

Issued by Sandia National Laboratories, operated for the United States Department of Energy by Sandia Corporation.

NOTICE: This report was prepared as an account of work sponsored by an agency of the United States Government. Neither the United States Government nor any agency thereof, nor any of their employees, nor any of their contractors, subcontractors, or their employees, makes any warranty, express or implied, or assumes any legal liability or responsibility for the accuracy, completeness, or usefulness of any information, apparatus, product, or process disclosed, or represents that its use would not infringe privately owned rights. Reference herein to any specific commercial product, process, or service by trade name, trademark, manufacturer, or otherwise, does not necessarily constitute or imply its endorsement, recommendation, or favoring by the United States Government, any agency thereof, or any of their contractors or subcontractors. The views and opinions expressed herein do not necessarily state or reflect those of the United States Government, any agency thereof, or any of their contractors.

Printed in the United States of America. This report has been reproduced directly from the best available copy.

Available to DOE and DOE contractors from
Office of Scientific and Technical Information
P.O. Box 62
Oak Ridge, TN 37831

Prices available from (615) 576-8401, FTS 626-8401

Available to the public from
National Technical Information Service
U.S. Department of Commerce
5285 Port Royal Rd
Springfield, VA 22161

NTIS price codes
Printed copy: A07
Microfiche copy: A01

Annual Report Procurement Organization Sandia National Laboratories Fiscal Year 1996

D. L. Palmer
Procurement Organization
Sandia National Laboratories
P.O. Box 5800
Albuquerque, NM 87185-0202

Abstract

This report summarizes the purchasing and transportation activities of the Procurement Organization for Fiscal Year 1996. Activities for both the New Mexico and California locations are included.

Contents

Operating Highlights for Fiscal Year 1996	7
Personnel	9
Type of Procurement	10
Small Business Procurements	11
Disadvantaged Business Procurements	12
Woman-Owned Business Procurements	13
8(a) Contractor Activity	14
New Mexico Commercial Business Procurements	15
Bay Area Commercial Business Procurements	16
Commitments by States and Foreign Countries	17
Transportation Activities	18
The Twenty-Five Commercial Contractors Receiving the Largest Dollar Commitments	19
Commercial Contractors Receiving Commitments of \$1,000 or Over	25
Integrated Contractor & Federal Agency Commitments of \$1,000 or Over From Sandia National Laboratories/New Mexico & California	137
Transportation Commitments of \$1,000 or Over From Sandia National Laboratories/ New Mexico & California	141

**Operating Highlights for Fiscal Year 1996
(SNL New Mexico and California)**

	<u>FY95</u>	<u>FY96</u>
Procurement		
Number of contractors with whom Sandia did business	10,129	9,683

Procurement Activity (\$ in millions)

Total business	\$804.4	\$594.4
Integrated Contractor and Federal Agency business	42.9	34.4
Commercial Contractor business	761.5	560.0
New Mexico business	335.6	269.4
Bay Area business	59.8	53.2
Educational, Nonprofit, and Other Government Agency business	56.6	33.4
GSA Supply Schedule	9.7	7.6
Foreign Buy	5.4	10.8
Small business	388.9	321.1
Woman-Owned business	64.3	61.2
Disadvantaged business	79.8	84.1
8(a) Contractors	37.5	39.0
Large business	300.9	187.1

Set-Aside Program

Small business Set-Asides	89.5	89.5
Disadvantaged/Woman-Owned Set-Asides	20.5	21.1
8(a) Pilot Program Set-Asides	15.0	18.7

Freight Activity

Tonnage-pounds (inbound/outbound)	10,547,782	5,889,808
Freight charges	\$2,729,964	\$1,700,811

Cost Avoidance and Savings

	\$11,839,867	\$27,960,744
--	--------------	--------------

Operating Highlights

Sandia/New Mexico

	<u>Purchasing Activity (\$ in millions)</u>		
	<u>FY95</u>	<u>FY96</u>	<u>Change (%)</u>
Total business	\$728.6	\$523.9	-28
Integrated Contractors & Federal Agencies	33.8	25.4	-25
GSA Supply Schedule	7.7	6.3	-18
Educational/Nonprofit	51.4	28.6	-44
Foreign Buy	5.2	10.7	+106
Other Government entities	0.8	0.1	-88
Commercial Contractors	629.7	452.8	-28
Large business	271.3	161.6	-40
Small business	358.4	291.2	-19

Sandia/California

	<u>Purchasing Activity (\$ in millions)</u>		
	<u>FY95</u>	<u>FY96</u>	<u>Change (%)</u>
Total business	\$75.8	\$70.6	-7
Integrated Contractors & Federal Agencies	9.0	9.0	0
GSA Supply Schedule	2.1	1.3	-38
Educational/Nonprofit	4.4	4.7	+7
Foreign Buy	0.2	0.1	-50
Other Government entities	0.001	0.003	+200
Commercial Contractors	60.1	55.4	-8
Large business	29.6	25.5	-14
Small business	30.5	29.9	-2

DISCLAIMER

**Portions of this document may be illegible
in electronic image products. Images are
produced from the best available original
document.**

DISCLAIMER

This report was prepared as an account of work sponsored by an agency of the United States Government. Neither the United States Government nor any agency thereof, nor any of their employees, make any warranty, express or implied, or assumes any legal liability or responsibility for the accuracy, completeness, or usefulness of any information, apparatus, product, or process disclosed, or represents that its use would not infringe privately owned rights. Reference herein to any specific commercial product, process, or service by trade name, trademark, manufacturer, or otherwise does not necessarily constitute or imply its endorsement, recommendation, or favoring by the United States Government or any agency thereof. The views and opinions of authors expressed herein do not necessarily state or reflect those of the United States Government or any agency thereof.

Personnel

	<u>FY92</u>	<u>FY93</u>	<u>FY94</u>	<u>FY95</u>	<u>FY96</u>
Sandia/New Mexico Personnel					
Management (Director, Department Managers & Team Supervisors)	21	19	24	21	18
Buyers, Procurement Specialists, & Administrative Staff	100	111	105	116	108
Secretarial & Clerical	45	47	50	47	35
Total	166	177	179	184	161

Sandia/California Commercial Procurement Org.

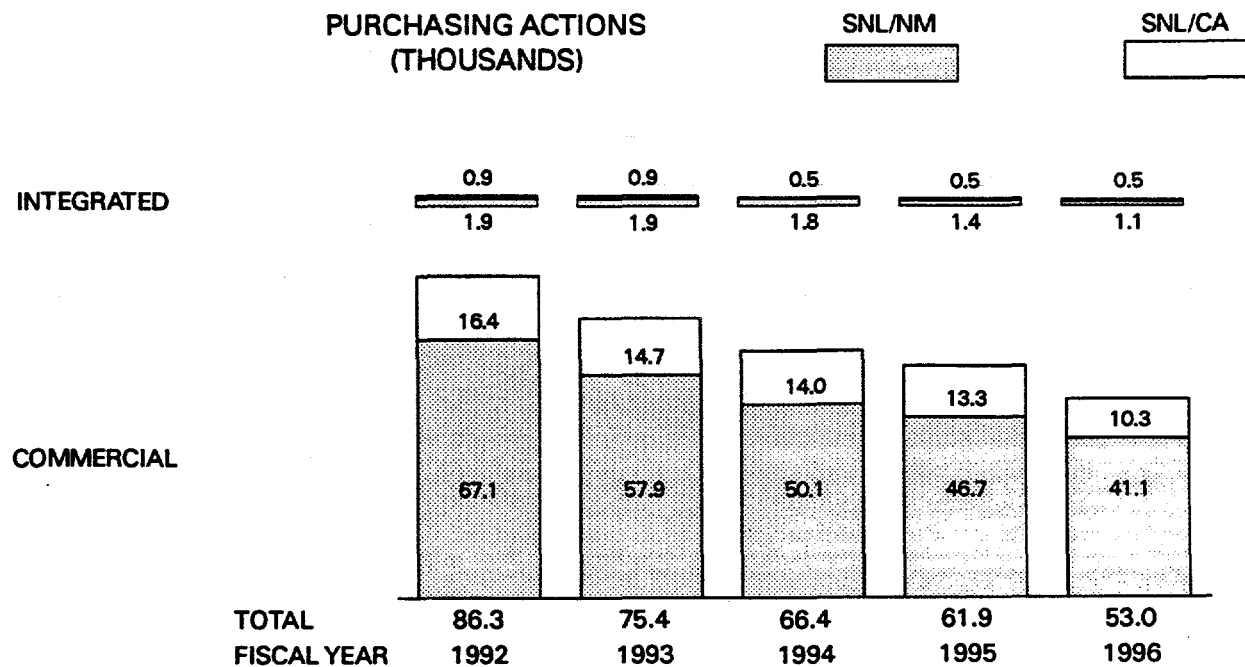
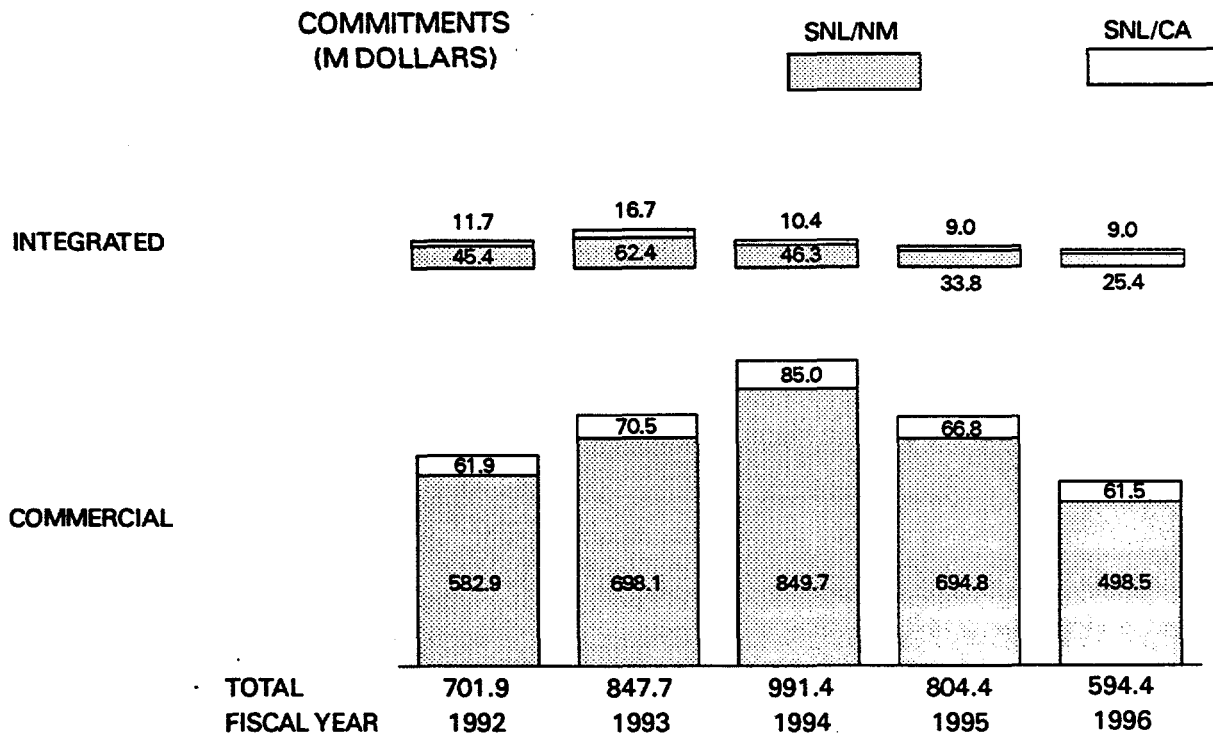
Management (Department Manager & Team Supervisor)	1	1	1	2	2
Buyers, Procurement Specialists, & Administrative Staff	14	16	15	14	9
Secretarial & Clerical	4	4	4	3	4
Total	19	21	20	19	15

Sandia/California Integrated Procurement Org.

Management (Department Manager)	1	1	1	1	1
Buyers, Procurement Specialists, & Administrative Staff	5	4	6	7	15
Secretarial & Clerical	1	1	1	1	1
Total	7	6	8	9	17

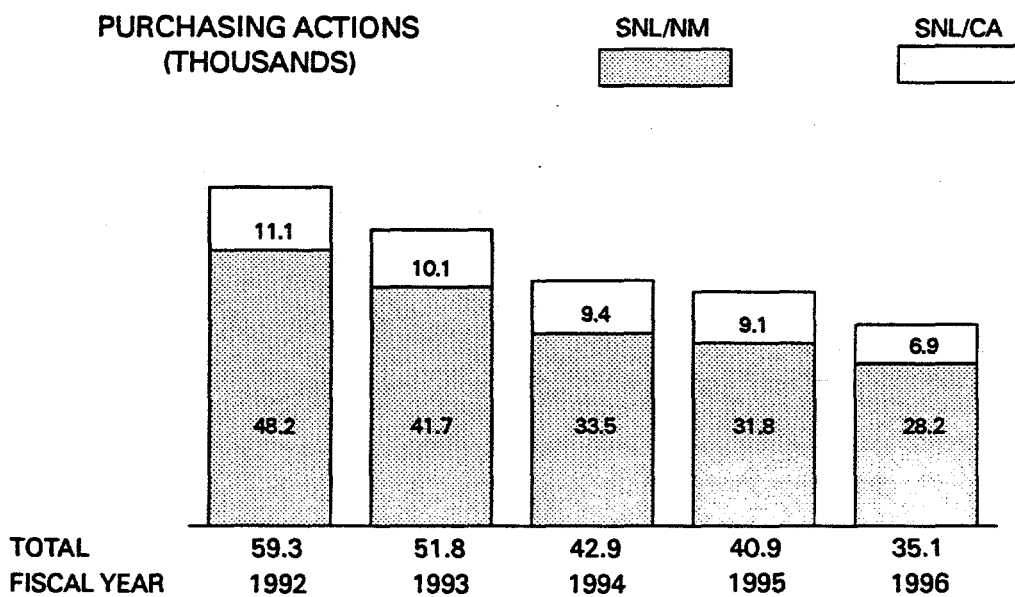
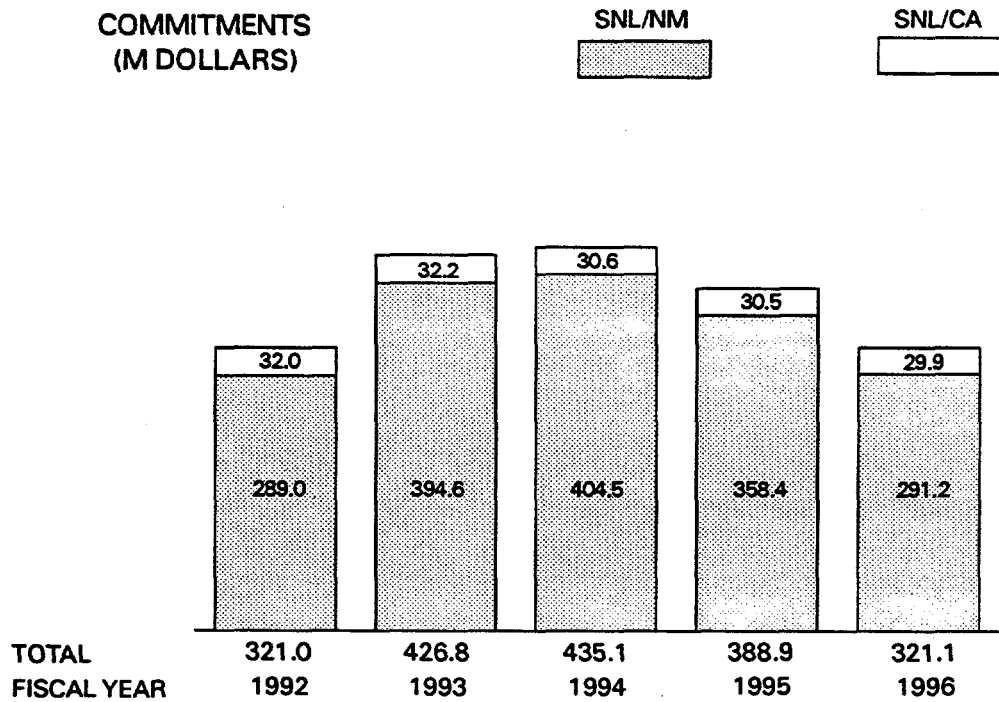
Type of Procurement

(Sandia/New Mexico & California)



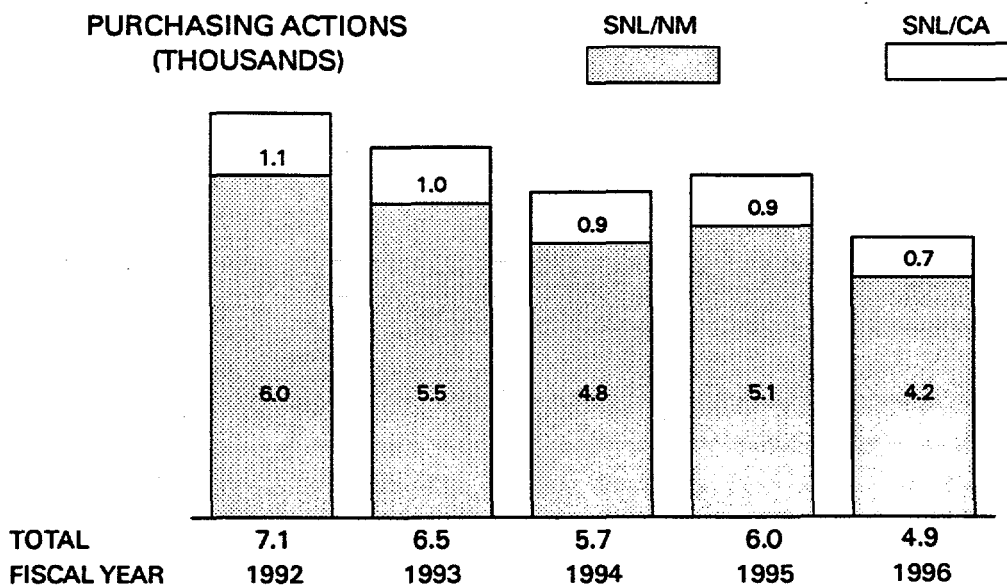
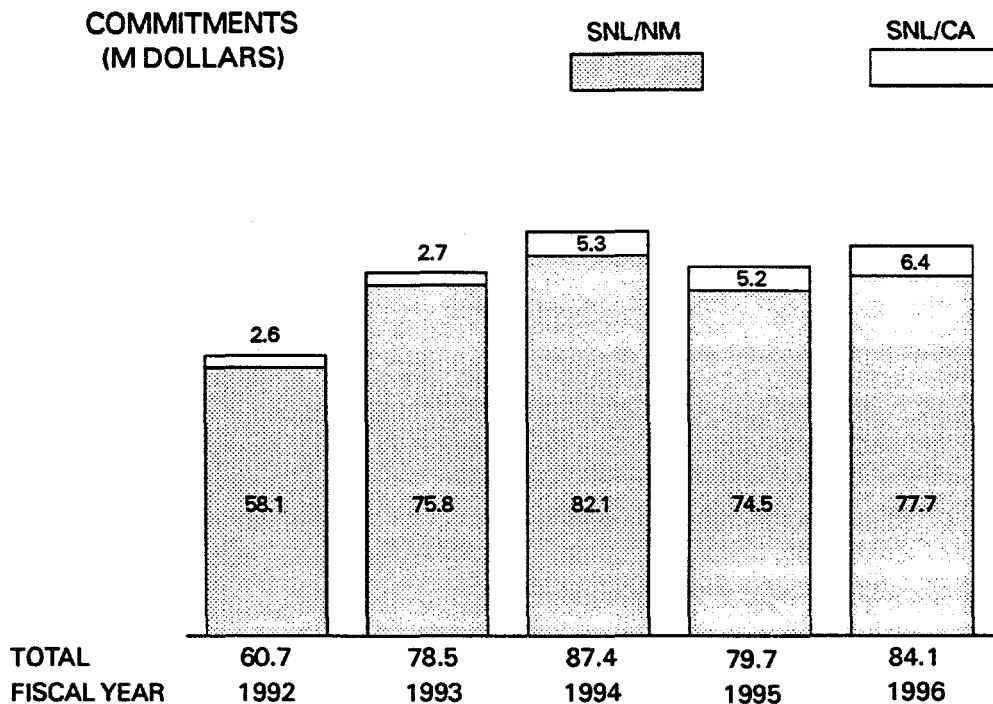
Small Business Procurements

(Sandia/New Mexico & California)



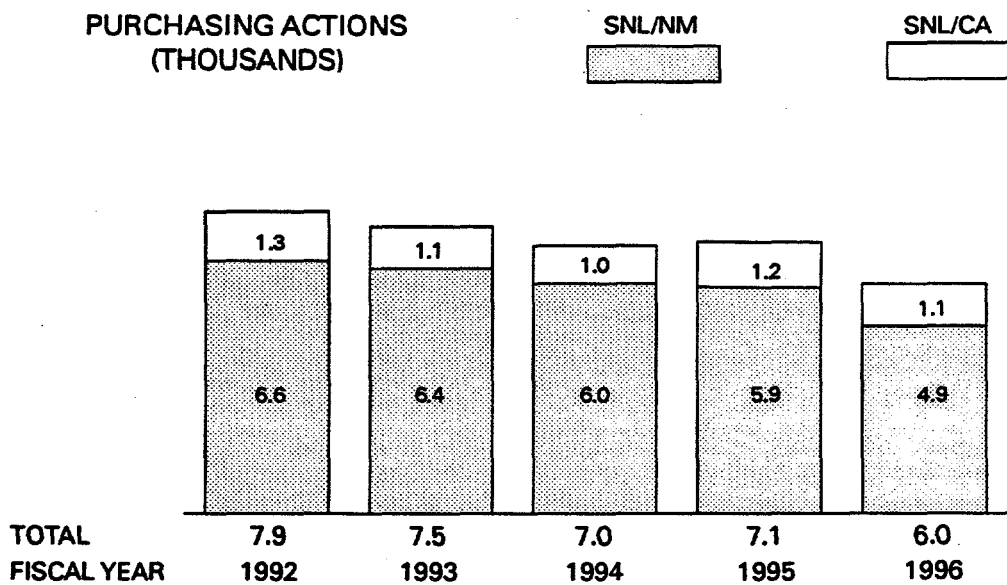
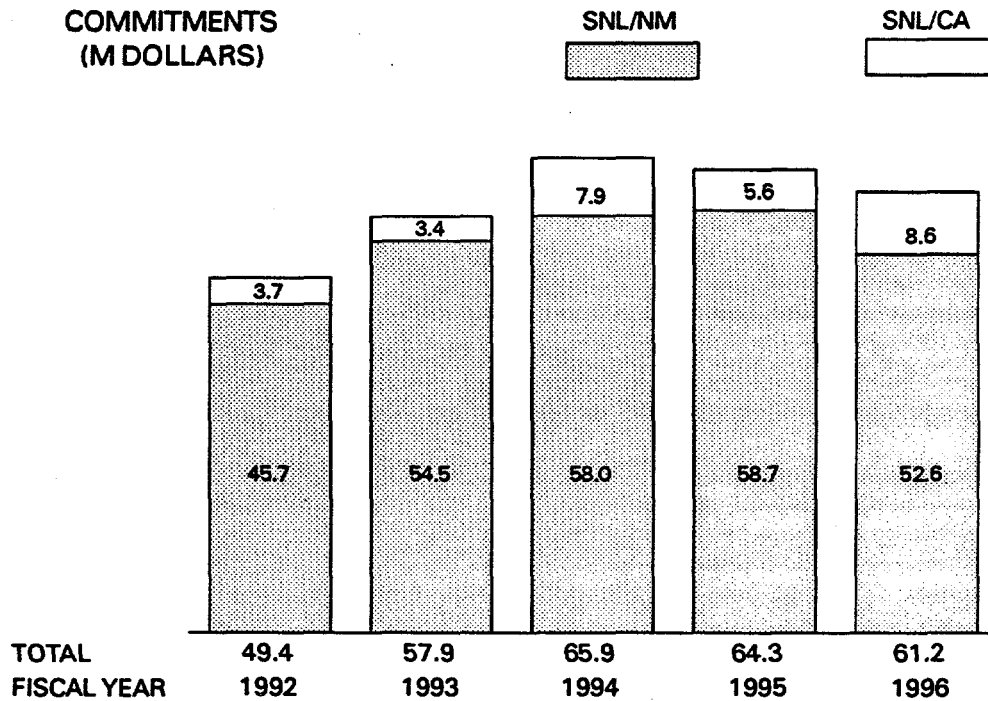
Disadvantaged Business Procurements

(Sandia/New Mexico & California)



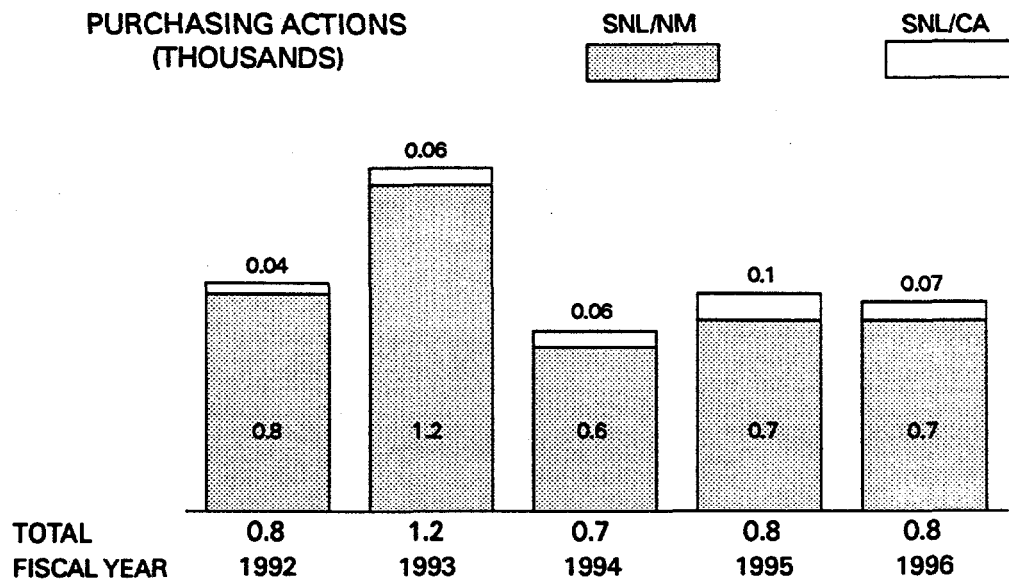
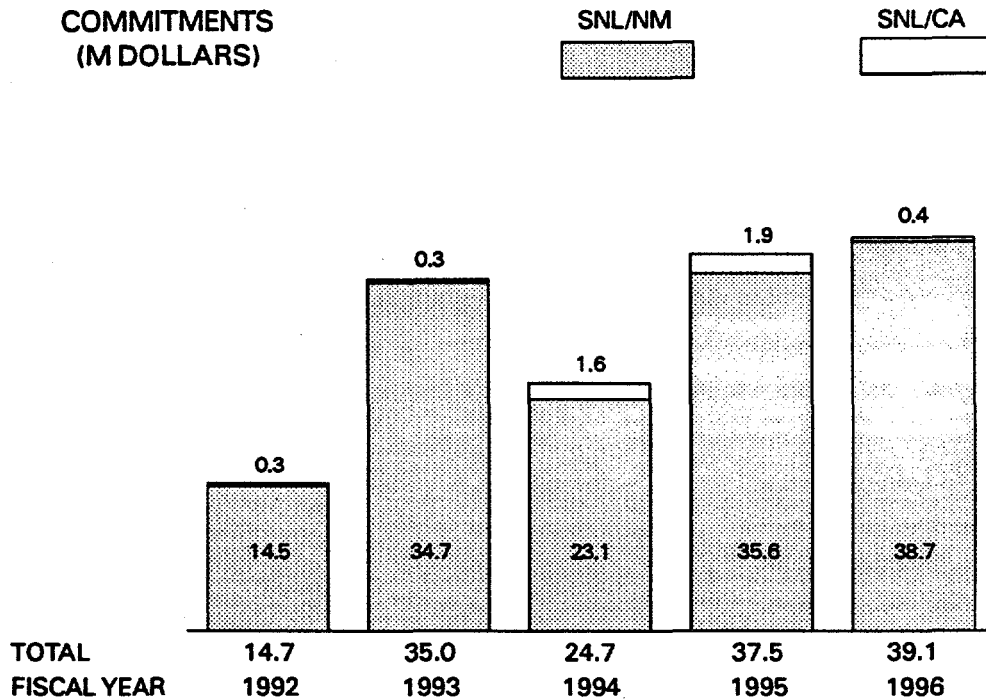
Woman-Owned Business Procurements

(Sandia/New Mexico & California)



8(a) Contractor Activity

(Sandia/New Mexico & California)

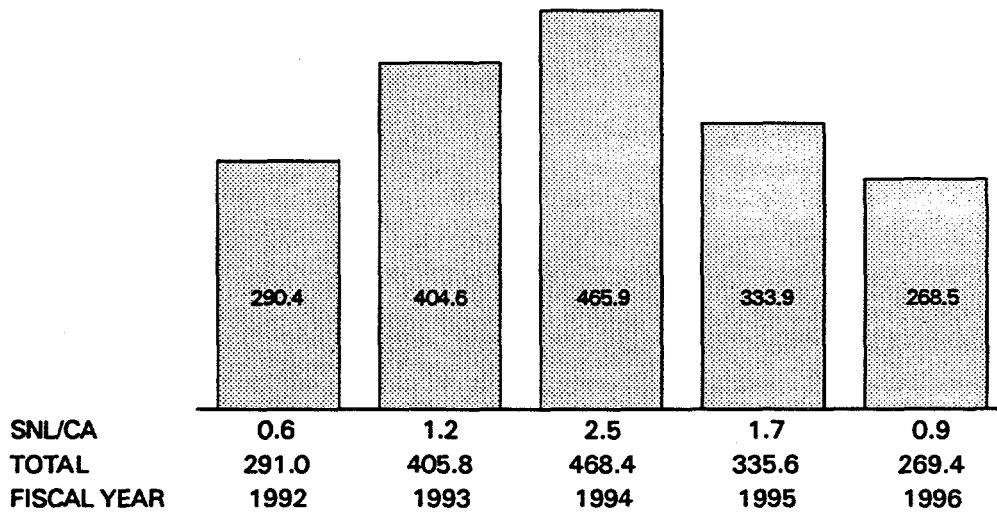


New Mexico Commercial Business Procurements

(Sandia/New Mexico & California)

COMMITMENTS
(M DOLLARS)

SNL/NM

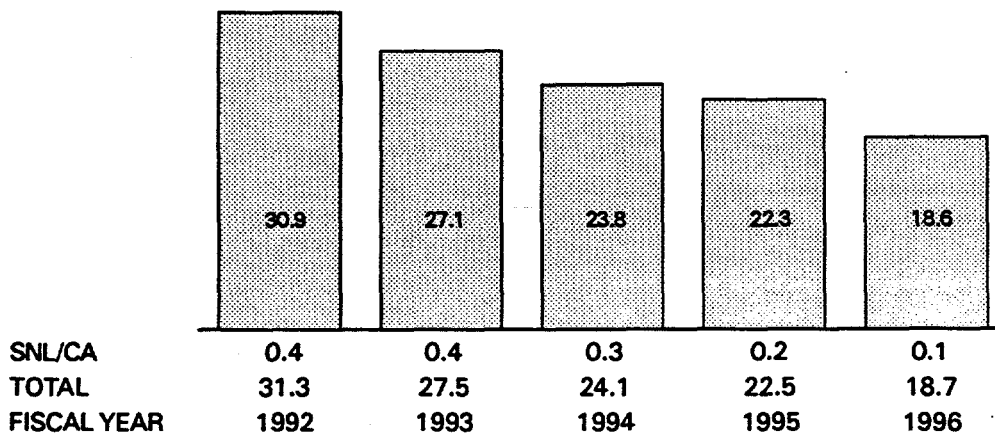



SNL/CA
TOTAL
FISCAL YEAR

0.6	1.2	2.5	1.7	0.9
291.0	405.8	468.4	335.6	269.4

PURCHASING ACTIONS
(THOUSANDS)

SNL/NM

SNL/CA
TOTAL
FISCAL YEAR

0.4	0.4	0.3	0.2	0.1
31.3	27.5	24.1	22.5	18.7

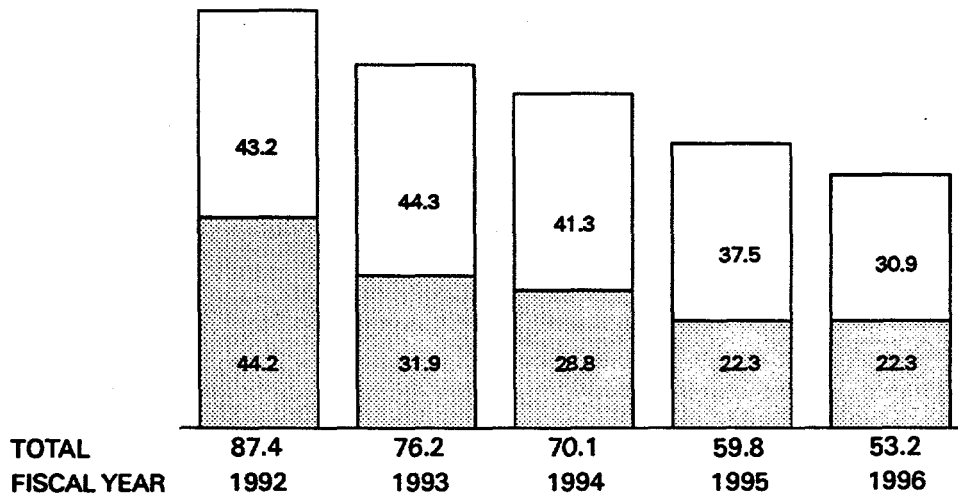
Bay Area Commercial Business Procurements

(Sandia/New Mexico & California)

**COMMITMENTS
(M DOLLARS)**

SNL/NM

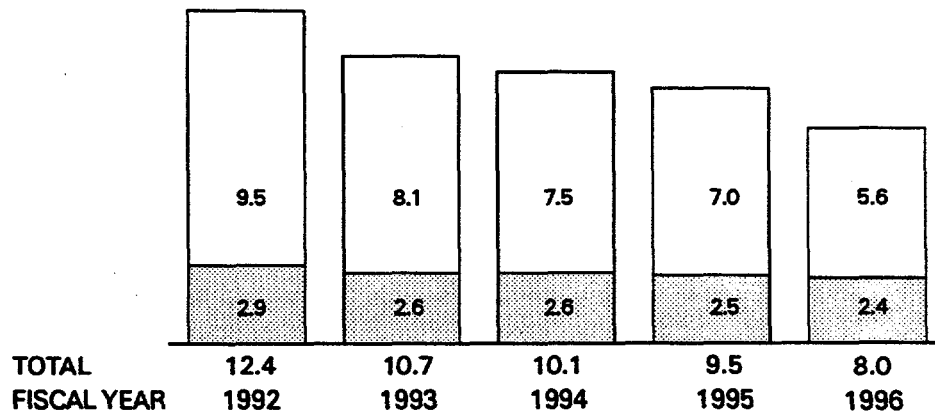
SNL/CA



**PURCHASING ACTIONS
(THOUSANDS)**

SNL/NM

SNL/CA



Commitments by States and Foreign Countries to Commercial Suppliers (SNL New Mexico and California)

Commitments

Contractors in the United States	\$547,373,596
Foreign	\$12,659,698
Total Commitments	\$560,033,294
Small Business Contractors	\$321,058,807

Total Number of Sources* 9,683

Commitments by States

State	Actions	Commitments	State	Actions	Commitments
Alabama	200	\$877,740	Nebraska	37	\$83,991
Alaska	6	29,300	Nevada	227	1,068,003
Arizona	1,386	19,426,688	New Hampshire	231	1,440,810
Arkansas	9	19,991	New Jersey	1,100	7,918,106
California	12,099	87,252,866	New Mexico	18,696	269,394,933
Colorado	1,470	16,683,822	New York	1,209	6,084,091
Connecticut	856	4,563,293	North Carolina	248	2,850,841
Delaware	78	360,942	North Dakota	6	90,256
District of Columbia	115	648,101	Ohio	654	2,600,993
Florida	500	5,018,243	Oklahoma	117	465,289
Georgia	339	10,378,554	Oregon	566	14,723,282
Hawaii	27	60,750	Pennsylvania	841	4,442,791
Idaho	260	1,431,901	Rhode Island	93	668,649
Illinois	837	3,766,693	South Carolina	131	2,001,318
Indiana	155	535,196	South Dakota	667	1,584,813
Iowa	48	65,106	Tennessee	215	5,428,943
Kansas	88	1,499,964	Texas	2,117	13,890,773
Kentucky	79	127,123	Utah	268	3,161,102
Louisiana	27	20,999	Vermont	47	430,753
Maine	17	290,842	Virginia	618	11,853,075
Maryland	529	11,618,972	Washington	450	2,804,260
Massachusetts	1,596	10,433,212	West Virginia	2	1,016
Michigan	359	3,305,863	Wisconsin	358	2,540,940
Minnesota	464	8,360,836	Wyoming	13	57,692
Mississippi	31	61,458	US Possessions	6	407,085
Missouri	282	4,062,219	Foreign Mfr.	453	10,844,660
Montana	21	479,119	Foreign Educational Inst.	127	1,815,038

*To the extent practicable, each supplier location was considered a separate source.

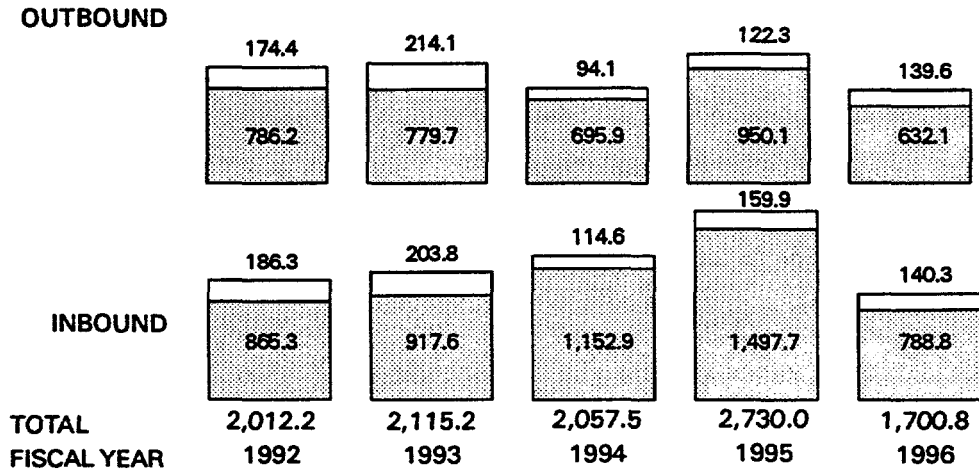
Transportation Activities

(Sandia/New Mexico & California)

**CHARGES
(K DOLLARS)**

SNL/NM

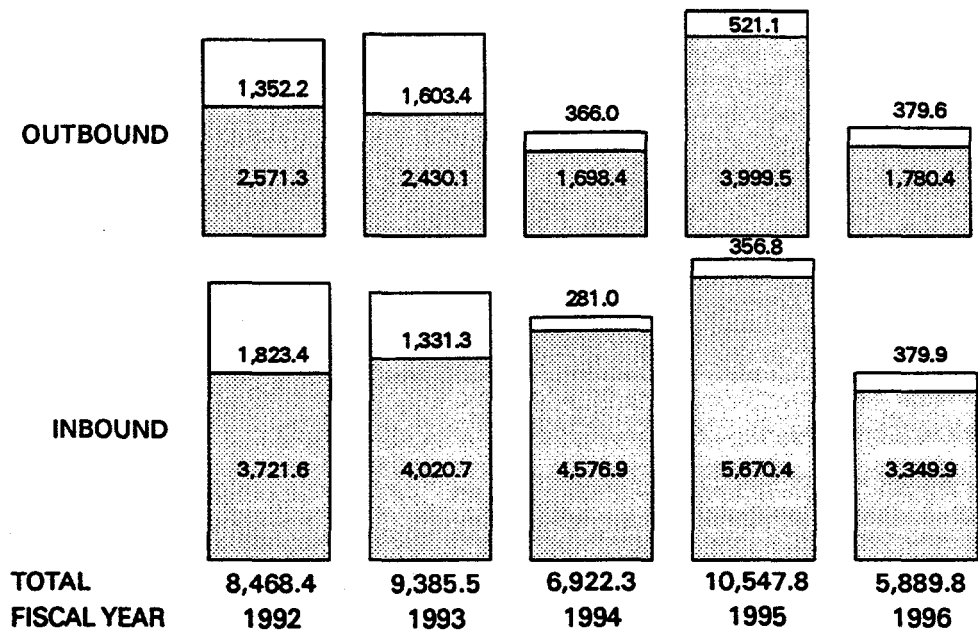
SNL/CA



**TONNAGE
(THOUSANDS OF POUNDS)**

SNL/NM

SNL/CA



**The Twenty-Five Commercial Contractors
Receiving the Largest Dollar Commitments**

The Twenty-Five Commercial Contractors Receiving the Largest Dollar Commitments

Commitments by Sandia/New Mexico and California Buyers

L&M Technologies, Inc.	\$12,008,698
Intel Corp.	10,335,649
GTE Customer Networks, Inc.	9,706,630
House, K. L. Construction Co., Inc.	9,639,229
KTech Corp.	9,621,007
Tech Reps, Inc.	9,403,094
McBride & Associates	8,553,595
Hewlett-Packard Co.	7,998,495
Trujillo, A. T., Inc.	6,555,290
US Security Associates, Inc.	6,539,988
University of New Mexico	6,004,004
DP Enterprises, Inc.	5,994,972
Digital Equipment Corp.	5,613,340
IT Corp.	5,511,230
Productive Data Systems	5,484,285
Northrup Grumman Corp.	5,351,753
Oracle Corp.	4,480,420
Technadyne Engineering Consultants, Inc.	4,337,613
Stoller, S. M. Corp.	4,335,000
Engineering Constructors, Inc. (ECI)	4,310,828
Hughes Santa Barbara Research Center	4,244,130
Gram, Inc.	3,766,305
Onsite Engineering & Management, Inc.	3,713,015
Foster-Wheeler Development Corp.	3,635,285
Kirk-Mayer, Inc.	3,547,715
Total (28.7%)	\$160,691,570
Total Sandia/NM & CA Commercial Commitments	\$560,033,294

The Twenty-Five Commercial Contractors Receiving the Largest Dollar Commitments

Commitments by Sandia/New Mexico Buyers

L&M Technologies, Inc.		\$12,008,698
Intel Corp.		10,335,649
GTE Customer Networks, Inc.		9,731,720
House, K. L. Construction Co., Inc.		9,639,229
KTech Corp.		9,621,007
Tech Reps, Inc.		9,403,094
McBride & Associates		8,161,850
Hewlett-Packard Co.		7,957,735
Trujillo, A. T., Inc.		6,548,673
University of New Mexico		6,004,004
DP Enterprises, Inc.		5,994,764
Productive Data Systems		5,484,285
Digital Equipment Corp.		5,454,341
IT Corp.		5,394,230
Northrup Grumman Corp.		5,351,753
Oracle Corp.		4,438,979
Technadyne Engineering Consultants, Inc.		4,337,613
Stoller, S. M. Corp.		4,335,000
Engineering Constructors, Inc. (ECI)		4,310,828
Hughes Santa Barbara Research Center		4,244,130
Gram, Inc.		3,766,305
Onsite Engineering & Management, Inc.		3,713,015
Spectra Research Institute		3,498,835
Fisher Scientific Co.		3,342,060
Computer One		3,198,364
	Total (31.4%)	\$156,276,160
Total Sandia/NM Commercial Commitments		\$498,484,808

The Twenty-Five Commercial Contractors Receiving the Largest Dollar Commitments


Commitments by Sandia/California Buyers

US Security Associates, Inc.	\$6,539,988
Foster-Wheeler Development Corp.	3,635,285
Page Construction Co.	2,599,705
Kaiser Foundation Health Plan, Inc.	1,700,000
Kirk-Mayer, Inc.	1,646,752
Diede Construction, Inc.	1,254,132
GSE Construction Co., Inc.	1,104,399
Cabletron Systems, Inc.	1,032,502
Jeol USA, Inc.	977,325
Gowan Construction Co.	925,210
1Direct	871,657
ADA Technologies, Inc.	851,921
Olsten Staffing Services	783,623
Limit Point Systems	755,067
AT&T Technologies, Inc.	681,397
Aurora Flight Sciences Corp.	629,818
Newman & Associates	627,110
Science Applications International Corp.	569,816
Tad Technical Services Corp.	542,216
University of California, Regents of the	535,601
Tad Resources International, Inc.	501,390
Newcomb-Anderson Associates	450,000
Bentley Co., The	450,000
Sun Microsystems, Inc.	400,818
McBride & Associates	391,746
	Total (49.5%)
	\$30,457,477
Total Sandia/CA Commercial Commitments	\$61,548,485

The Twenty-Five Commercial Contractors Receiving the Largest Dollar Commitments


Commitments in New Mexico

L&M Technologies, Inc.		\$12,008,698
GTE Customer Networks, Inc.		9,734,380
House, K. L. Construction Co., Inc.		9,639,229
KTech Corp.		9,621,007
Tech Reps, Inc.		9,403,094
McBride & Associates		8,553,595
Trujillo, A. T., Inc.		6,555,290
University of New Mexico		6,004,004
DP Enterprises, Inc.		5,994,972
Productive Data Systems		5,484,285
Digital Equipment Corp.		5,438,967
IT Corp.		5,361,230
Technadyne Engineering Consultants, Inc.		4,337,613
Stoller, S. M. Corp.		4,335,000
Engineering Constructors, Inc. (ECI)		4,310,828
Gram, Inc.		3,766,305
Onsite Engineering & Management, Inc.		3,713,015
Spectra Research Institute		3,498,835
Re/Spec, Inc.		3,228,166
Computer One		3,204,189
Security Concepts, Inc.		3,000,000
Techsource Consulting, Inc.		2,982,522
Harrison Equipment Co.		2,958,953
Weston, Roy F., Inc.		2,925,000
Envision Technologies Corp.		2,858,318
	Total (51.6%)	\$138,917,495
Total New Mexico Commercial Commitments		\$269,394,933



Commercial Contractors Receiving Commitments of \$1,000 or Over

Net commitments under \$1,000 are not listed
under Total \$.



Supplier Name	Total \$	SNL/NM \$	SNL/CA \$	NM \$
A&E SERVICES, INC.	21,479	21,479	0	21,479
A&I SUPPLY CO., INC.	36,853	36,853	0	0
A&M COMPUTERS	6,988	0	6,988	0
A&M PRINTING	1,139	455	684	0
A&R OFFICE MACHINES, INC.	1,359	1,359	0	1,359
A&R REFRIGERATION SERVICE	75,000	75,000	0	75,000
A/C SUPPLY CO.	2,195	0	2,195	0
A ACTION UNIFORMS & APPAREL, INC.	1,014	1,014	0	1,014
A SYSTEMS	11,000	11,000	0	0
A-1 SERVICES, INC.	5,000	5,000	0	5,000
AAA BUSINESS MACHINES, INC.	6,000	0	6,000	0
AAA SOLAR SERVICE & SUPPLY	8,655	8,655	0	8,655
AALBORG INSTRUMENTS & CONTROLS, INC.	1,302	1,302	0	0
AAPER ALCOHOL & CHEMICAL CO.	1,582	1,377	206	0
AARDVARK TACTICAL	1,148	1,148	0	0
ABACUS CONTROLS, INC.	5,300	5,300	0	0
ABB COMBUSTION ENGINEERING, INC.	9,700	9,700	0	0
ABB EXTREL	15,378	6,728	8,650	0
ABB HAFO	3,144	3,144	0	0
ABB HIGH POWER SEMICONDUCTORS	10,525	10,525	0	0
ABB POWER T&D CO.	385,094	385,094	0	385,094
ABBA TECHNOLOGIES	54,602	54,602	0	54,602
ABBIN, JOSEPH	1,666	1,666	0	1,666
ABBOT OFFICE SYSTEMS	2,198	2,198	0	0
ABBOTT ALUMINUM, INC.	7,087	0	7,087	0
ABBOTT ELECTRONICS, INC.	1,300	1,300	0	0
ABBOTT LABORATORIES	2,665	2,665	0	0
ABBVETCO GRAY, INC.	79,992	0	79,992	0
ABC SUPPLY CO., INC.	3,225	3,225	0	3,225
ABC TECHNOLOGIES	6,296	6,296	0	0
ABEL, WILLIAM R.	10,000	10,000	0	10,000
ABLE ROOFING CO.	4,850	0	4,850	0
ABLESTIK LABORATORIES	2,498	2,498	0	0
ABSOFT CORP.	3,988	3,289	699	0
ABTECH	1,637	787	850	0
AC BATTERY CORP.	897,000	897,000	0	0
AC ENTERPRISES	1,040	1,040	0	0
ACA ENGINEERING	5,100	0	5,100	0
ACADEMIC BOOK CENTER, INC.	1,086	1,086	0	0
ACADEMIC PRESS, INC.	4,415	3,015	1,400	0
ACAE INTERNATIONAL, INC.	40,000	40,000	0	0
ACCEL TECHNOLOGIES, INC.	9,300	7,310	1,990	0
ACCESS DYNAMICS, INC.	90,179	90,179	0	90,179
ACCESS INNOVATIONS, INC.	70,000	70,000	0	70,000
ACCUDYNE	1,150	1,150	0	0
ACCU-LABS RESEARCH, INC.	250,000	250,000	0	0
ACCUPROBE	1,150	1,150	0	0
ACCURATE ARMS	3,920	3,920	0	0
ACCURATE MACHINE & TOOL CO.	336,986	336,986	0	336,986
ACCURATE METALLURGICAL SERVICES	7,050	0	7,050	0
ACCU-STRIPE, INC.	1,260	1,260	0	1,260
ACCUTRAK MANUFACTURING CORP.	25,030	25,030	0	25,030
ACE GLASS, INC.	5,233	3,218	2,014	0
ACE PEST CONTROL	2,032	2,032	0	2,032
ACE TECHNOLOGIES	7,514	7,514	0	0
ACL SERVICES, LTD.	1,800	1,800	0	0
ACMA COMPUTERS, INC.	10,149	0	10,149	0
ACME ELECTRIC CORP.	239,737	239,737	0	0
ACME FENCE, INC.	4,144	4,144	0	4,144

Supplier Name	Total \$	SNL/NM \$	SNL/CA \$	NM \$
ACME SCALE CO.	11,023	0	11,023	0
ACME WHOLESALE	1,670	1,670	0	0
ACOPIAN TECHNICAL CO.	20,911	19,365	1,546	0
ACORN COMPUTER	1,500	0	1,500	0
ACOSTA SHEETMETAL	3,666	0	3,666	0
ACOUSTA LITE SUPPLY CO.	2,914	0	2,914	0
ACOUSTIC SYSTEMS	12,543	12,543	0	12,543
ACT GIS, INC.	10,000	10,000	0	0
ACTEL CORP.	11,251	11,251	0	0
ACTION INSTRUMENTS, INC.	3,773	3,773	0	0
ACTION SAFETY SUPPLY	2,214	2,214	0	2,214
ACTION TECHNOLOGIES, INC.	162,705	162,705	0	0
ACTIVATE, INC.	143,900	143,900	0	0
ACTIVE CONTROL EXPERTS	1,672	1,672	0	0
ACTIVE IMAGING	11,175	5,985	5,190	0
ACTON RESEARCH CORP.	85,935	74,753	11,182	0
ACUITY RESEARCH, INC.	8,548	7,583	965	0
AC&S	20,000	0	20,000	0
ADA TECHNOLOGIES, INC.	851,921	0	851,921	0
ADAC TECHNOLOGIES	1,875	0	1,875	0
ADAMS-MAXWELL	5,340	5,340	0	0
ADAMS, HOLLY	1,560	1,560	0	1,560
ADAPTIVE NETWORKS	2,800	2,800	0	0
ADAPTIVE SOLUTIONS, INC.	144,965	127,500	17,465	0
ADCS	28,000	28,000	0	0
ADC, LTD.	173,500	173,500	0	173,500
ADE CORP.	6,900	6,900	0	0
ADELANTE DEVELOPMENT CENTER, INC.	2,530	2,530	0	2,530
ADEMCO DISTRIBUTION, INC.	84,275	81,108	3,167	81,489
ADEPT TECHNOLOGY, INC.	213,171	212,096	1,075	0
ADGAP GROUP	2,482	2,482	0	0
ADHERENT TECHNOLOGIES	80,853	80,853	0	80,853
ADLER, MICAH	19,000	19,000	0	0
ADMAX COMPUTER, INC.	6,555	0	6,555	0
ADOBE SYSTEMS, INC.	2,347	1,259	1,088	0
ADORAMA	3,784	930	2,854	0
ADS REPROGRAPHICS	1,873	0	1,873	0
ADVANCED ALLOYS	8,951	0	8,951	0
ADVANCED CERAMICS CORP.	28,090	24,922	3,168	0
ADVANCED CERAMICS RESEARCH	2,340	2,340	0	0
ADVANCED COMMUNICATIONS & ELECTRONICS, INC.	36,277	36,277	0	36,277
ADVANCED COMPOSITES GROUPS, INC.	43,020	43,020	0	0
ADVANCED CONTROL SYSTEMS CORP.	5,840	5,840	0	0
ADVANCED CONTROL SYSTEMS, INC.	9,000	9,000	0	0
ADVANCED COORDINATE TECHNOLOGIES	1,250	1,250	0	0
ADVANCED DATA MANAGEMENT, INC.	16,600	16,600	0	0
ADVANCED ELECTROMAGNETICS, INC.	2,555	2,555	0	0
ADVANCED ENERGY INDUSTRIES, INC.	19,237	7,997	11,240	0
ADVANCED ID SYSTEMS	2,338	0	2,338	0
ADVANCED IMAGING CONCEPTS	3,790	3,790	0	0
ADVANCED INTERCONNECTIONS	2,205	2,205	0	0
ADVANCED LASER PRODUCTS	13,700	0	13,700	0
ADVANCED LOGIC RESEARCH, INC.	371,767	57,789	313,978	0
ADVANCED MANUFACTURING RESEARCH	17,000	17,000	0	0
ADVANCED MATERIALS ENGINEERING RESEARCH	30,000	0	30,000	0
ADVANCED MECHANICAL TECHNOLOGY, INC.	13,912	0	13,912	0
ADVANCED MEDICAL EQUIPMENT CORP.	2,508	0	2,508	0
ADVANCED METAL PROCESSING, INC.	3,200	3,200	0	3,200

Supplier Name	Total \$	SNL/NM \$	SNL/CA \$	NM \$
ADVANCED MICROTECHNOLOGY, INC.	5,500	5,500	0	0
ADVANCED OFFICE SYSTEMS	1,180	0	1,180	0
ADVANCED RISC MACHINES	1,500	1,500	0	0
ADVANCED SOFTWARE PRODUCTS GROUP, INC.	2,085	2,085	0	0
ADVANCED SPECIALTY GASES, INC.	1,761	0	1,761	0
ADVANCED SURFACE TECHNOLOGY, INC.	8,295	8,295	0	0
ADVANCED TECHNOLOGY CENTER	2,670	2,670	0	0
ADVANCED TECHNOLOGY MATERIALS, INC. (ATM)	4,200	4,200	0	0
ADVANCED VISUAL SYSTEMS, INC.	687,892	686,492	1,400	0
ADVANTAGE MEMORY CORP.	4,050	4,050	0	0
ADVANTAGE OUTLET	2,256	2,256	0	0
ADVANTEST AMERICA, INC.	44,500	44,500	0	0
ADVANTOR CORP.	1,280,263	1,280,263	0	0
AEA TECHNOLOGY	3,703	0	3,703	0
AEA TECHNOLOGY ENGINEERING SOFTWARE, INC.	15,792	15,792	0	0
AEG SCHNEIDER AUTOMATION	1,243	1,243	0	0
AEGIS SOFTWARE CORP.	3,885	3,885	0	0
AEON SYSTEMS, INC.	318,290	318,290	0	318,290
AERA	5,240	5,240	0	0
AERO TEC LABORATORIES, INC.	1,880	1,880	0	0
AERODYNE RESEARCH, INC.	1,900	1,900	0	0
AEROFEEED, INC.	5,926	5,926	0	0
AEROJET GENERAL CORP.	203,348	203,348	0	0
AEROL CO., INC.	22,000	22,000	0	0
AERONEX, INC.	1,485	1,485	0	0
AEROSPACE CORP., THE	87,982	87,982	0	0
AERO-SPACE SOUTHWEST, INC.	1,067	1,067	0	0
AEROTECH, INC.	17,180	7,852	9,328	0
AEROTEST OPERATIONS, INC.	5,502	0	5,502	0
AEROVIRONMENT, INC.	4,132	4,132	0	0
AEROVOX, INC.	136,725	136,725	0	0
AEROWAVE, INC.	3,300	3,300	0	0
AEROWEST MANAGEMENT SERVICES, INC.	4,716	4,716	0	4,716
AET THERMAL	4,610	4,610	0	0
AF OPTICAL CO.	4,270	4,270	0	0
AFFINITY MICROSYSTEMS, LTD.	33,663	3,790	29,873	0
AG ASSOCIATES	6,877	6,877	0	0
AG GROUP, INC., THE	1,156	0	1,156	0
AGL CO.	29,975	29,975	0	29,975
AGRA EARTH & ENVIRONMENTAL, INC. (AGRA E&E)	198,600	198,600	0	198,600
AH SYSTEMS, INC.	4,860	4,860	0	0
AIL SYSTEMS, INC.	609,753	609,753	0	0
AIM PRODUCTS	1,333	1,333	0	0
AIO MICROSERVICE	5,048	5,048	0	0
AIR CONDITIONING SYSTEMS, INC.	1,000	1,000	0	1,000
AIR ENGINEERING, INC.	1,200	1,200	0	1,200
AIR KNIFE AMERICA	4,034	4,034	0	0
AIR POWER SW	2,391	2,391	0	2,391
AIR PRODUCTS & CHEMICALS, INC.	87,221	82,950	4,271	82,950
AIRBORNE RESEARCH ASSOCIATES	4,300	4,300	0	0
AIRBORN, INC.	128,540	128,540	0	0
AIR-DRAULICS CO.	39,288	39,288	0	35,053
AIRFLOW EQUIPMENT SALES & SERVICES	2,226	2,226	0	2,226
AIRFLYTE ELECTRONICS CO.	1,050	1,050	0	0
AIRSPPEED AIRSHIPS	12,245	12,245	0	0
AIRTECH INTERNATIONAL, INC.	7,819	7,819	0	0
AIRTOUCH CELLULAR	172,332	172,332	0	172,332

Supplier Name	Total \$	SNL/NM \$	SNL/CA \$	NM \$
AIR, INC.	4,542	4,542	0	0
AIXTRON, INC.	18,819	18,819	0	0
AKM SEMICONDUCTOR	1,086	1,086	0	0
AKZO NOBEL	1,294	1,294	0	0
ALACRON, INC.	80,913	80,913	0	0
ALADDIN ENTERPRISES	3,556	3,556	0	3,556
ALADDIN KNOWLEDGE SYSTEMS	1,865	1,865	0	0
ALAMEDA TOOL ENGINEERING CORP. (ALTEC)	82,370	82,370	0	82,370
ALAMO IRON WORKS, INC.	35,246	35,246	0	34,379
ALAN'S PHOTO	8,000	0	8,000	0
ALARM SUPPLIERS, INC.	2,198	0	2,198	0
ALBAN & WILLIAMS, LTD.	3,390	3,390	0	0
ALBER CORP.	12,545	12,545	0	0
ALBUQUERQUE AMBULANCE	20,000	20,000	0	20,000
ALBUQUERQUE BALLOON CENTER, INC.	46,793	46,793	0	46,793
ALBUQUERQUE BELT & CHAIN	1,231	1,231	0	1,231
ALBUQUERQUE BICYCLE CENTER	1,397	1,397	0	1,397
ALBUQUERQUE BIOCHEMICAL	2,055	2,055	0	2,055
ALBUQUERQUE BIOMEDICAL, LTD.	2,734	2,734	0	2,734
ALBUQUERQUE BLUEPRINT CO.	4,900	4,900	0	4,900
ALBUQUERQUE FENCE CO.	3,348	3,348	0	3,348
ALBUQUERQUE HEIGHTS YMCA	3,680	3,680	0	3,680
ALBUQUERQUE LIGHTING CO.	8,896	8,896	0	8,896
ALBUQUERQUE L&L ELECTRONICS, INC.	610,075	610,075	0	610,075
ALBUQUERQUE MOVING & STORAGE	5,506	5,506	0	5,506
ALBUQUERQUE OFFICE EQUIPMENT, INC.	2,430	2,430	0	2,430
ALBUQUERQUE PIPE & PUMP SUPPLY CO.	1,743	1,743	0	1,743
ALBUQUERQUE PROFESSIONAL CARPET CARE	1,800	1,800	0	1,800
ALBUQUERQUE PUBLIC SCHOOLS	32,000	32,000	0	32,000
ALBUQUERQUE PUBLISHING CO.	1,814	1,814	0	1,814
ALBUQUERQUE SAFE CO.	3,569	3,569	0	3,569
ALBUQUERQUE SIGN PRINT	1,328	1,328	0	1,328
ALBUQUERQUE TECHNICAL-VOCATIONAL INSTITUTE	4,999	4,999	0	4,999
ALBUQUERQUE TRAILER REPAIR	1,740	1,740	0	1,740
ALBUQUERQUE TRIM & SUPPLY CO.	1,190	1,190	0	1,190
ALBUQUERQUE VALVE & FITTING CO.	487,855	487,131	724	487,855
ALBUQUERQUE WINDUSTRIAL CO.	5,022	5,022	0	5,022
ALCATEL CANADA WIRE, INC.	1,715	1,715	0	0
ALCATEL NETWORK SYSTEMS, INC.	16,720	16,720	0	0
ALCATEL VACUUM PRODUCTS, INC.	75,534	1,430	74,104	0
ALDINGER CO.	1,400	1,400	0	0
ALDRICH CHEMICAL CO., INC.	54,404	13,592	40,812	0
ALEXANDER BATTERY CO. WEST, INC.	5,140	5,140	0	0
ALEXANDER HAMILTON INSTITUTE	4,470	4,470	0	0
ALEXANDER TREE SERVICE	1,500	0	1,500	0
ALGOR, INC.	45,681	39,286	6,395	0
ALHAMBRA	15,000	0	15,000	0
ALIAS RESEARCH, INC.	1,500	1,500	0	0
ALIGN-RITE CORP.	107,562	107,562	0	0
ALL AMERICAN INSULATION	3,738	3,738	0	3,738
ALL AMERICAN SEMICONDUCTOR	58,630	58,630	0	0
ALL AMERICAN SUPPLY, INC.	18,127	18,127	0	18,127
ALL CITY FLOORS	3,089	0	3,089	0
ALL FACTORY REP	4,048	4,048	0	4,048
ALL PHASE ELECTRIC SUPPLY CO.	3,000	0	3,000	0
ALLAIRE	1,240	1,240	0	0
ALLAN AIRCRAFT SUPPLY CO.	18,739	0	18,739	0
ALL-CHEMIE, LTD.	1,595	0	1,595	0

Supplier Name	Total \$	SNL/NM \$	SNL/CA \$	NM \$
ALLEN-BRADLEY CO.	2,877	2,877	0	2,877
ALLIANCE ELECTRONICS	1,590,185	1,590,185	0	1,583,388
ALLIANCE FIRE PROTECTION, INC.	12,704	12,704	0	12,704
ALLIANCE STORE	5,124	0	5,124	0
ALLIANCE SYSTEMS	10,655	10,655	0	0
ALLIANCE TECHNOLOGIES, INC.	702,460	702,460	0	702,460
ALLIANT TECHSYSTEMS, INC.	1,295,110	1,295,110	0	0
ALLIED BUILDING PRODUCTS	10,960	10,960	0	10,960
ALLIED BUSINESS SYSTEMS	3,663	0	3,663	0
ALLIED ELECTRONICS CORP.	22,062	13,025	9,037	8,274
ALLIED HIGH TECH PRODUCTS	11,453	8,855	2,598	0
ALLIED REFRIGERATION, INC.	1,011	0	1,011	0
ALLIED RESCO	3,617	3,617	0	3,617
ALLIED SCHOOL & OFFICE PRODUCTS	7,724	7,724	0	7,724
ALLIED TELESYN	15,828	0	15,828	0
ALLIED-SIGNAL, INC.	233,900	65,975	167,925	0
ALLISON ABRASIVES, INC.	3,804	3,804	0	0
ALLMICRO, INC.	7,502	7,502	0	0
ALL-RUSSIAN RESEARCH INSTITUTE OF AUTOMATICS, THE (VNIIA)	135,000	135,000	0	0
ALLTECH ASSOCIATES, INC.	6,698	3,072	3,626	0
ALLUS TECHNOLOGY CORP.	1,010	1,010	0	0
ALMONT ENGINEERING	4,000	0	4,000	0
ALNOR INSTRUMENT CO.	1,590	765	825	0
ALPHA EQUIPMENT CO.	23,300	0	23,300	0
ALPHA INDUSTRIES, INC.	18,165	18,165	0	0
ALPHA LASER SERVICES	30,239	30,239	0	0
ALPHA PHOTO PRODUCTS, INC.	9,983	0	9,983	0
ALPHAGRAPHICS PRINTSHOPS OF THE FUTURE	23,349	23,349	0	23,349
ALSMAG TECHNICAL CERAMICS, INC.	236,993	236,993	0	0
ALTA GROUP OF CADENCE DESIGN SYSTEMS, INC.	4,500	4,500	0	0
ALTAIR GASES & EQUIPMENT CO.	1,418	0	1,418	0
ALTERA CORP.	43,119	43,119	0	38,124
ALTERATION CENTER	1,249	1,249	0	1,249
ALTERNATE SYSTEMS	25,790	25,790	0	0
ALUMINUM DOOR SERVICE	2,409	2,409	0	2,409
ALUMINUM SALES LLC	24,875	24,875	0	24,875
ALVARADO MANUFACTURING CO.	105,952	105,952	0	0
AMATEUR ELECTRONIC SUPPLY, INC. (AES)	6,198	2,183	4,016	0
AMATO, JOSEPH	30,000	30,000	0	0
AMBASSADOR BOOK SERVICE, INC.	315,335	315,335	0	0
AMBER ENGINEERING, INC.	324,377	12,032	312,345	0
AMCC	17,850	17,850	0	17,850
AMCO	1,908	1,908	0	0
AMDEX COMPUTER, INC.	27,495	27,495	0	0
AMERICAN ADVANTECH CORP.	3,719	3,719	0	0
AMERICAN AEROSPACE CONTROLS, INC.	36,163	0	36,163	0
AMERICAN BODY ARMOR & EQUIPMENT, INC.	3,700	3,700	0	0
AMERICAN BRISTOL INDUSTRIES, INC.	21,067	0	21,067	0
AMERICAN BUSINESS INFORMATION	1,800	0	1,800	0
AMERICAN CERAMIC SOCIETY, THE	1,050	1,050	0	0
AMERICAN CHEMICAL SOCIETY	60,591	60,275	316	0
AMERICAN COLOR CORP.	1,400	0	1,400	0
AMERICAN COLORS	1,235	1,235	0	0
AMERICAN COMPUTER HARDWARE CORP.	4,667	0	4,667	0
AMERICAN COMPUTING & ELECTRONICS, INC.	134,968	134,968	0	134,968
AMERICAN CONTROL ENGINEERING, INC.	49,459	49,459	0	0
AMERICAN DATA COMPUTER PRODUCTS, INC.	4,967	0	4,967	0

Supplier Name	Total \$	SNL/NM \$	SNL/CA \$	NM \$
AMERICAN DYNAMICS CORP.	1,699	1,699	0	0
AMERICAN ENVIRONMENTAL NETWORK	5,375	5,375	0	5,375
AMERICAN EXCELSIOR CO.	1,324	1,324	0	1,324
AMERICAN FENCE COMPANY OF NEW MEXICO, INC.	1,265	1,265	0	1,265
AMERICAN FIBERTEK, INC.	1,616	1,616	0	0
AMERICAN FLUID TECHNOLOGIES	2,800	2,800	0	0
AMERICAN FLUX & METAL	2,804	2,804	0	0
AMERICAN FURNITURE CO., INC.	229,769	229,769	0	229,769
AMERICAN GEOPHYSICAL UNION	4,135	4,135	0	0
AMERICAN GRINDING & MACHINE CO.	31,984	31,984	0	0
AMERICAN HYTECH CORP.	1,490	1,490	0	0
AMERICAN INDUSTRIAL HYGIENE ASSOC. (AIHA)	4,971	4,971	0	0
AMERICAN INDUSTRIAL PLASTICS, INC.	1,550	1,550	0	0
AMERICAN INSTITUTE OF CHEMICAL ENGINEERING (AIChE)	1,210	1,210	0	0
AMERICAN INSTITUTE OF PHYSICS, INC.	1,952	1,425	527	0
AMERICAN LABELMARK CO., INC.	14,728	14,365	363	0
AMERICAN LASER TECHNOLOGY	3,600	3,600	0	0
AMERICAN LINEN SUPPLY CO.	40,000	40,000	0	40,000
AMERICAN LOCK & SUPPLY, INC.	49,628	14,605	35,023	0
AMERICAN MACHINIST SUPPLY	7,225	0	7,225	0
AMERICAN MAGNETICS CORP.	6,960	6,960	0	0
AMERICAN MAILING SYSTEMS	6,355	6,355	0	6,355
AMERICAN MEDIA, INC.	2,167	0	2,167	0
AMERICAN MICROSYSTEMS	4,024	2,938	1,086	0
AMERICAN MICROWAVE CORP.	1,990	1,990	0	0
AMERICAN MOBILE SATELLITE CORP. (AMSC)	25,900	25,900	0	0
AMERICAN MULTISYSTEMS	4,393	0	4,393	0
AMERICAN NUCLEAR SOCIETY	4,118	4,118	0	0
AMERICAN POLYMER STANDARDS CORP.	1,100	0	1,100	0
AMERICAN POWER CONVERSION	37,263	36,121	1,142	0
AMERICAN PRECISION INDUSTRIES, INC.	1,061	1,061	0	0
AMERICAN PROPERTY	2,800	2,800	0	2,800
AMERICAN RESEARCH GROUP, INC.	21,695	21,695	0	0
AMERICAN ROD & GUN	1,440	1,440	0	0
AMERICAN RV MART	1,529	1,529	0	1,529
AMERICAN SCALE	3,755	3,755	0	3,755
AMERICAN SEAL & ENGINEERING CO., INC.	1,650	1,650	0	0
AMERICAN SEATING CO.	63,995	63,995	0	63,995
AMERICAN SHIZUKI CORP.	4,898	4,898	0	0
AMERICAN SOCIETY FOR NONDESTRUCTIVE TESTING	1,873	1,873	0	0
AMERICAN SOCIETY FOR PROGRAMMETRY & REMOTE SENSING	1,927	1,927	0	0
AMERICAN SUPPLIER INSTITUTE	1,550	1,550	0	0
AMERICAN TAPE & LABEL	1,153	0	1,153	0
AMERICAN TARGET CO.	2,650	2,650	0	0
AMERICAN TECHNICAL CERAMICS	6,058	6,058	0	0
AMERICAN TELEDATA CORP.	5,000	5,000	0	5,000
AMERICAN THRESHOLD INDUSTRIES	2,856	0	2,856	0
AMERICAN TRUCK EQUIPMENT	11,085	0	11,085	0
AMERICAN TRUCKING ASSOCIATIONS, INC.	2,385	2,385	0	0
AMERICAN VAN	2,133	2,133	0	0
AMERICAN VAULT CORP.	26,466	26,466	0	0
AMERICAN WIND ENERGY ASSOCIATION	8,000	8,000	0	0
AMERICAN XTAL TECHNOLOGY (AXT)	305,830	305,830	0	0
AMERIDATA FEDERAL SYSTEMS	20,404	20,404	0	0
AMERIGAS, INC.	91,125	91,125	0	0

Supplier Name	Total \$	SNL/NM \$	SNL/CA \$	NM \$
AMERQUEST/NCB	1,145	1,145	0	0
AMERITECH LIBRARY SERVICES	75,360	75,360	0	0
AMERITECH TEAM DATA PROVISIONING CENTER	1,400	1,400	0	0
AMERITHERM, INC.	50,739	50,739	0	0
AMERSHAM CORP.	22,008	15,940	6,068	0
AMETEK, INC.	28,496	26,996	1,500	0
AMET, INC.	4,575	0	4,575	0
AMHERST SCIENTIFIC CORP.	2,375	2,375	0	0
AMIGO PETROLEUM CO.	2,332	2,332	0	2,332
AMIGOS BIBLIOGRAPHIC COUNCIL, INC.	24,030	24,030	0	0
AMOCO PRODUCTION RESEARCH	40,000	40,000	0	0
AMPAC PRODUCTS, INC.	1,875	1,875	0	0
AMPARO CORP.	73,260	73,260	0	73,260
AMPEX DATA SYSTEMS CORP.	59,500	59,500	0	0
AMPHENOL INTERCONNECT PRODUCTS CORP.	1,603	1,603	0	0
AMPHENOL PRODUCTS	2,556	2,556	0	0
AMPRO COMPUTERS, INC.	13,472	13,472	0	0
AMPTEK, INC.	23,962	21,675	2,287	0
AMP, INC.	6,361	6,361	0	0
AMRAY, INC.	37,494	37,494	0	0
AMREL TECHNOLOGY	12,225	0	12,225	0
AMTEC ENGINEERING, INC.	39,888	32,481	7,408	0
AMTI	198,996	198,996	0	0
ANACAPA MICRO PRODUCTS	1,680	1,680	0	0
ANADAC, INC.	30,900	30,900	0	0
ANALOG DEVICES, INC.	7,477	7,477	0	0
ANALOGIC CORP.	29,819	26,464	3,355	0
ANALOGY, INC.	31,968	31,968	0	0
ANALYECT INSTITUTE	2,500	2,500	0	0
ANALYTICA OF BRANFORD, INC.	35,498	0	35,498	0
ANALYTICAL GRAPHICS, INC.	6,572	6,572	0	0
ANALYTICAL METHODS, INC.	40,000	40,000	0	0
ANALYTICAL SOLUTIONS, INC.	121,261	121,261	0	121,261
ANALYTICAL TESTING CORP.	1,150	1,150	0	0
ANALYTICS, INC.	26,880	26,880	0	0
ANALYTIX CORP.	3,000	3,000	0	0
ANAREN MICROWAVE, INC.	3,310	3,310	0	0
ANATECH CORP.	279,176	279,176	0	0
ANATEL INSTRUMENT CORP.	1,450	1,450	0	0
ANDATACO	61,437	38,399	23,038	0
ANDERSEN, ARTHUR & CO.	3,955	3,955	0	0
ANDERSEN, GRASEBY	44,679	44,679	0	0
ANDERSON, F. N. & ASSOCIATES, INC.	60,000	60,000	0	0
ANDERSON, K. R. CO., INC.	2,803	1,722	1,081	0
ANDOVER CORP.	6,371	4,196	2,175	0
ANDREW CORP.	23,596	18,135	5,461	0
ANGAR SCIENTIFIC CO., INC.	1,296	1,296	0	0
ANGSTROM SCIENCES	6,370	6,370	0	0
ANIXTER BROTHERS, INC.	1,136,474	794,296	342,178	792,434
ANIXTER COMMUNICATION	5,815	5,815	0	0
ANORAD CORP.	10,000	0	10,000	0
ANRITSU METER CO. OF AMERICA	3,127	3,127	0	0
ANRITSU WILTRON SALES CO.	4,442	4,442	0	0
ANS COTRE SYSTEMS, INC.	184,650	184,650	0	0
ANSHEN & ALLEN ARCHITECTS	95,000	95,000	0	0
ANSOFT CORP.	43,177	43,177	0	0
ANTEK INSTRUMENTS, INC.	10,811	10,811	0	0
ANTHEM ELECTRONICS	15,950	10,475	5,475	0
ANTHRO CO.	314,264	283,777	30,487	0

Supplier Name	Total \$	SNL/NM \$	SNL/CA \$	NM \$
ANTIGRAVITY PRODUCTS	3,895	3,895	0	0
ANTRONIX DISTRIBUTING & SUPPLY, INC.	3,800	3,800	0	0
ANVILWYLDE DESIGN	5,000	5,000	0	0
ANXITER	25,144	0	25,144	0
AP CON, INC.	1,810	1,810	0	0
AP LABS	185,121	185,121	0	0
APACHE CONSTRUCTION CO., INC.	24,300	24,300	0	24,300
APACHE DIGITAL CORP.	3,899	3,899	0	0
APCO CONTROLS	1,950	1,950	0	0
APCOM, INC.	1,600	1,600	0	0
APD CRYOGENICS, INC.	16,845	16,845	0	0
APEX MICROTECHNOLOGY CORP.	7,572	7,572	0	0
APIAN SOFTWARE, INC.	2,385	2,385	0	0
APICS	14,460	14,460	0	14,460
APICS CUSTOMER SERVICE	2,717	2,717	0	0
APL 2000, INC.	1,600	1,600	0	0
APPLE COMPUTER, INC.	3,628	1,781	1,847	0
APPLECART CATERING	3,000	0	3,000	0
APPLI-CAD ENGINEERING	36,142	36,142	0	0
APPLIED CONSULTANTS, INC.	13,320	13,320	0	0
APPLIED CONTROL, INC.	1,094	1,094	0	0
APPLIED DECISION ANALYSIS, INC.	22,498	22,498	0	0
APPLIED DYNAMICS INTERNATIONAL, INC.	18,900	18,900	0	0
APPLIED ELECTRON, INC.	9,600	9,600	0	0
APPLIED ENGINEERING PRODUCTS	81,624	81,624	0	0
APPLIED GEOMECHANICS, INC.	2,520	2,520	0	0
APPLIED GEOTECHNICAL ENGINEERING & CONSTRUCTION, INC.	386,283	386,283	0	0
APPLIED INFORMATION SYSTEMS	1,003	1,003	0	0
APPLIED METHODS, INC.	461,999	461,999	0	461,999
APPLIED OCEAN PHYSICS	4,005	4,005	0	0
APPLIED OPTICS RESEARCH	4,400	4,400	0	0
APPLIED PHYSICS SYSTEMS	21,525	21,525	0	0
APPLIED PHYSICS, INC.	862,041	862,041	0	862,041
APPLIED PULSED POWER, INC.	34,033	34,033	0	0
APPLIED RESEARCH ASSOCIATES, INC. (ARA)	220,229	220,229	0	220,229
APPLIED ROBOTICS	11,330	11,330	0	0
APPLIED SCIENCE & TECHNOLOGY, INC. (ASTEX)	23,828	19,652	4,176	0
APPLIED SIGNAL TECHNOLOGY, INC.	22,640	22,640	0	0
APPLIED SURFACE TECH	1,895	0	1,895	0
APPLIED SYSTEMS ENGINEERING, INC.	75,000	75,000	0	0
APPLIED TECHNOLOGY ASSOCIATES, INC.	178,238	178,238	0	178,238
APPLIED TECHNOLOGY ENTERPRISES	12,725	12,725	0	0
APPLIED TECHNOLOGY, INC.	713,602	713,602	0	0
APPLIED TEST SYSTEMS, INC.	8,670	300	8,370	0
APPRO INTERNATIONAL	4,016	4,016	0	0
APS DYNAMICS, INC.	14,416	14,416	0	14,416
APS TECHNOLOGIES	13,776	4,676	9,100	0
APTOS CORP.	13,700	13,700	0	0
APUNIX COMPUTER SERVICES	87,106	81,455	5,651	0
AQUA CONTROLS	4,150	4,150	0	0
AQUA-FLO, INC.	2,140	0	2,140	0
A-QUALITY MACHINING	82,395	82,395	0	82,395
AQUILA TECHNOLOGIES GROUP, INC.	2,078,429	2,076,429	2,000	2,078,429
AR CO., INC.	2,417	2,417	0	2,417
ARAMARK CORP.	69,053	58,866	10,187	58,866
ARBIN ELECTROCHEMICAL INSTRUMENTS	39,320	39,320	0	0
ARBORS, THE	46,310	0	46,310	0
ARCADA SOFTWARE, INC.	3,223	3,223	0	0

Supplier Name	Total \$	SNL/NM \$	SNL/CA \$	NM \$
ARCHIMEDES SOFTWARE	1,695	1,695	0	0
ARCHITECTS STUDIO	1,800	1,800	0	1,800
ARCHITECTURAL RESEARCH CONSULTANTS	245,500	245,500	0	245,500
ARCOM ELECTRONICS, INC.	8,405	3,803	4,602	0
ARCONIUM SPECIALTY ALLOYS	1,865	1,865	0	0
ARENA ECO	26,000	26,000	0	0
ARGENT	5,200	0	5,200	0
ARGUS INTERNATIONAL, LTD.	2,050	0	2,050	0
ARIEL CORP.	9,479	9,199	280	0
ARINC RESEARCH CORP.	4,732	4,732	0	0
ARIZONA COMPONENTS CO.	1,869	1,869	0	0
ARIZONA EDM PRODUCTS, INC.	8,268	8,268	0	0
ARIZONA INSTRUMENT CORP.	1,220	1,220	0	0
ARIZONA STATE UNIVERSITY	92,188	92,188	0	0
ARLINGTON COMPUTER PRODUCTS	3,298	3,298	0	0
ARLON, INC.	12,543	12,543	0	0
ARLOWE, H. DUANE	9,200	9,200	0	9,200
ARM COMPUTER, INC.	4,285	4,285	0	0
ARMOR BOX CO.	2,160	2,160	0	2,160
ARM, IRINA	30,000	30,000	0	0
ARNEWSH, INC.	1,350	1,350	0	0
ARNOLD, GEORGE W.	4,500	4,500	0	4,500
ARRAY CONNECTOR CORP.	1,204	1,204	0	0
ARRAY TECHNOLOGY	6,022	6,022	0	6,022
ARRA, INC.	2,680	2,680	0	0
ARRICK ROBOTICS	4,200	4,200	0	0
ARROW ELECTRONICS, INC.	248,701	229,304	19,397	0
ARROW WIRE & CABLE CO.	1,950	0	1,950	0
ARTECON, INC.	70,061	54,522	15,539	0
ARTISAN ENGRAVING & SUPPLY CO.	1,016	1,016	0	0
ARTISANS OF THE DESERT	3,859	3,859	0	3,859
ARTISOFT, INC.	3,184	3,184	0	0
ART'S MANUFACTURING & SUPPLY	2,264	1,840	424	0
ARTWORK CONVERSION SOFTWARE, INC.	4,610	4,610	0	0
ARZEN USA CORP.	1,077	1,077	0	0
ASCARIS SOFTWARE	10,800	10,800	0	0
ASCENSION TECHNOLOGY, INC.	10,866	10,866	0	0
ASCENT LOGIC CORP.	139,283	139,283	0	0
ASHCRAFT, MICHAEL S.	2,000	2,000	0	2,000
ASHLAND OIL, INC.	1,086	0	1,086	0
ASHLAR, INC.	9,280	4,670	4,610	0
ASHLEY & ASSOCIATES	8,371	8,371	0	0
ASHLEY, DAVID	1,556	1,556	0	1,556
ASKCO INSTRUMENT CORP.	1,297	1,297	0	0
ASM INTERNATIONAL	11,766	7,228	4,538	0
ASME TECHNICAL PUBLISHING	2,742	0	2,742	0
ASPEN LANDSCAPING MANAGEMENT, INC.	1,095,512	1,095,512	0	1,095,512
ASPE, INC.	1,610	1,610	0	0
ASSAIGAI ANALYTICAL LABORATORIES, INC.	160,884	160,884	0	160,884
ASSOCIATED ELECTRONICS CO.	1,100	0	1,100	0
ASSOCIATED PROCESS CONTROLS	3,170	0	3,170	0
ASSOCIATED RACK CORP.	2,450	0	2,450	0
ASSOCIATED SPRING CO.	1,520	1,520	0	0
ASSOCIATES MEGA SUBSYSTEMS, INC. (AMS)	4,575	4,575	0	0
ASSURANCE TECHNOLOGIES, INC.	38,936	38,936	0	0
ASTEC AMERICA, INC.	15,057	15,057	0	0
ASTROLAB, INC.	9,904	9,904	0	0
ASTRO-MED, INC.	34,660	34,660	0	0
AST/SERVO SYSTEMS, INC.	4,890	4,890	0	0

Supplier Name	Total \$	SNL/NM \$	SNL/CA \$	NM \$
ASYMETRIX CORP.	6,545	6,545	0	0
ASYMTEK	25,000	25,000	0	0
ATA SENSORS	4,800	4,800	0	4,800
ATC	4,529	4,529	0	0
ATCOR CORP.	1,240	1,240	0	0
ATEC	1,000	1,000	0	0
A-TEK	33,045	33,045	0	33,045
ATENCIO, CARLOS	1,757	1,757	0	1,757
ATI INSTRUMENTS NORTH AMERICA	18,867	17,977	890	0
ATKINSON DYNAMICS	8,035	8,035	0	0
ATLANTIC ANALYTICAL LABORATORY, INC.	4,396	4,396	0	0
ATLANTIC RESEARCH CORP.	53,350	53,350	0	0
ATLAS ENGINEERING CO., INC.	3,400	3,400	0	0
ATLAS PUMPING SERVICE	6,306	6,306	0	6,306
ATM SERVICE CO.	17,500	17,500	0	0
ATN MICROWAVE, INC.	180,400	180,400	0	0
ATOMERGIC CHEMETALS CORP.	2,625	2,350	275	0
ATOMIC ENERGY OF CANADA, LIMITED	2,000,000	2,000,000	0	0
ATOMIC INSPECTION LABS	2,000	2,000	0	2,000
ATRAMET, INC.	3,094	3,094	0	0
ATRIA SOFTWARE, INC.	29,127	29,127	0	0
ATS INDUSTRIAL SUPPLY CO.	6,547	6,547	0	0
ATTACHMATE CORP.	9,880	9,880	0	0
AT&T BELL LABORATORIES	67,743	3,150	64,593	0
AT&T CAMPUSWIDE ACCESS SOLUTIONS, INC.	21,696	17,740	3,956	0
AT&T CAPITAL CORP.	8,253	8,253	0	0
AT&T FEDERAL SYSTEMS	355,945	355,945	0	346,417
AT&T ISTEEL, INC.	13,005	13,005	0	0
AT&T NETWORK SYSTEMS	86,961	86,961	0	0
AT&T SCHOOL OF BUSINESS	2,500	2,500	0	0
AT&T TECHNOLOGIES, INC.	681,397	0	681,397	0
AUBURN UNIVERSITY	30,000	30,000	0	0
AUDIO INNOVATIONS, INC.	1,450	1,450	0	0
AUDIO VIDEO RECORDERS OF ARIZONA, INC.	13,017	13,017	0	0
AUDIO-VIDEO SUPPLY, INC.	3,421	3,421	0	0
AUDIO/VISUAL IMAGES	1,129	0	1,129	0
AURORA FLIGHT SCIENCES CORP.	629,818	0	629,818	0
AURORA INSTRUMENTS, INC.	47,325	47,325	0	0
AUSIMONT, INC.	1,015	1,015	0	0
AUSTIN DIRECT, INC.	8,879	5,417	3,462	0
AUSTIN MEMORY, INC.	7,078	7,078	0	0
AUSTIN SCIENTIFIC CO., INC.	40,772	34,072	6,700	0
AUSTON, DAVID H.	7,000	7,000	0	0
AUSTRAL INSULATED PRODUCTS, INC.	9,427	9,427	0	0
AUTECH ELECTRO SYSTEMS, LIMITED	6,675	6,675	0	0
AUTOCLAVE ENGINEERS, INC.	22,292	12,796	9,496	0
AUTODESK, INC.	3,694	1,923	1,771	0
AUTOMATE ASSOCIATES, INC.	4,695	4,695	0	0
AUTOMATED BUSINESS SOLUTIONS	29,990	29,990	0	0
AUTOMATED PRECISION, INC.	55,769	53,073	2,696	0
AUTOMATED QUALITY TECHNOLOGIES, INC.	2,622	2,622	0	0
AUTOMATED SYSTEMS, INC.	10,926	10,926	0	0
AUTOMATED TECHNOLOGY ASSOCIATES	17,300	17,300	0	0
AUTOMATED VISUAL INSPECTION	22,200	22,200	0	0
AUTOMATIC ACCESS SYSTEM	5,965	5,965	0	5,965
AUTOMATIC DOOR SYSTEMS, INC.	2,809	0	2,809	0
AUTOMATION CONSULTING	84,500	84,500	0	0
AUTOMATION SERVICES	3,171	3,171	0	0
AUTOMETRIC, INC.	10,800	10,800	0	0

Supplier Name	Total \$	SNL/NM \$	SNL/CA \$	NM \$
AUTOMOTIVE PAINT SUPPLY CO.	1,665	1,665	0	1,665
AUTO-TROL TECHNOLOGY	4,668	4,668	0	0
AVALAN TECHNOLOGY	2,074	2,074	0	0
AVANCE TECHNOLOGY	9,077	9,077	0	0
AVCOM SYSTEMS, INC.	34,517	31,428	3,089	0
AVERY, PAULA	15,375	15,375	0	15,375
AVESTIN	1,665	0	1,665	0
AVID ENGINEERING, INC.	13,991	13,991	0	13,991
AVID TECHNOLOGY, INC.	210,472	210,472	0	0
AVIONIC INSTRUMENTS, INC.	5,330	800	4,530	0
AVISTA DESIGN SYSTEMS	1,390	1,390	0	0
AVNET COMPUTER	7,055	0	7,055	0
AVNET, INC.	609,161	394,366	214,795	356,992
AVO INTERNATIONAL	3,740	3,740	0	0
AVOCET SYSTEMS, INC.	3,611	3,611	0	0
AVOX	10,070	10,070	0	0
AVS, INC.	1,500	0	1,500	0
AVTECH ELECTROSYSTEMS, LTD.	5,980	5,980	0	0
AV-TECH INDUSTRIES, INC.	8,590	0	8,590	0
AVX CORP.	1,500	1,500	0	0
AXIOM INTERNATIONAL	4,020	4,020	0	0
AYDIN CORP.	123,049	123,049	0	0
AZURE TECHNOLOGIES	33,980	33,980	0	0
B&B ELECTRONICS MANUFACTURING CO.	4,006	2,232	1,774	0
B&B MOTOR & CONTROL CORP.	2,152	0	2,152	0
B&B TECHNOLOGIES, LTD. CO.	170,900	170,900	0	170,900
B&D AUTO, INC.	2,853	2,853	0	2,853
B&D ELECTRIC CO., INC.	658,485	658,485	0	658,485
B&H PHOTO VIDEO	52,187	39,353	12,835	0
BABCOCK, INC.	1,855	1,855	0	0
BACA, PAULETTE D.	1,500	1,500	0	1,500
BACK DESIGN, INC.	1,909	51	1,858	0
BACK SAVER PRODUCTS	1,727	0	1,727	0
BACO ENTERPRISES	7,139	0	7,139	0
BAHILL, DR. A. TERRY	35,575	35,575	0	0
BAILLIO'S, INC.	26,446	26,446	0	26,446
BAINS, WILLIAM A. & ASSOCIATES	10,430	10,430	0	10,430
BAIRD CONSTRUCTION, INC.	2,739,095	2,739,095	0	2,739,095
BAKER CO., INC., THE	18,018	0	18,018	0
BAKER MANUFACTURING CO., INC.	3,113	3,113	0	0
BAKER UTILITY SUPPLY	1,098	1,098	0	1,098
BAKER, ROBERT P.	12,000	12,000	0	12,000
BAKER, WILFRED ENGINEERING, INC.	20,000	20,000	0	0
BALAZS ANALYTICAL LABORATORY	7,828	7,828	0	0
BALDRIDGE, J. C. LUMBER CO.	3,582	3,582	0	3,582
BALDWIN ENVIRONMENTAL, INC.	10,490	0	10,490	0
BALL AEROSPACE & TECHNOLOGIES CORP.	2,438,053	2,438,053	0	122,000
BALLANCE, ROBERT A.	9,200	9,200	0	9,200
BALLANTINE LABORATORIES, INC.	5,065	5,065	0	0
BALLY RIBBON MILLS, INC.	21,210	21,210	0	0
BALTIC SCIENTIFIC INSTRUMENTS, LTD.	2,430	0	2,430	0
BALTIMORE AIR COIL OF CALIFORNIA	2,200	0	2,200	0
BALZER'S HIGH VACUUM PRODUCTS	29,601	29,601	0	29,601
BANGS LABORATORIES, INC.	12,368	11,020	1,348	0
BANNER METALS, INC.	4,309	4,309	0	0
BARCO CHROMATICS	18,991	0	18,991	0
BARCO, INC.	315,309	314,770	539	0
BARKS, RONALD E. ASSOCIATES	17,300	17,300	0	17,300
BARLOW CARBON PRODUCTS	1,550	1,550	0	0

Supplier Name	Total \$	SNL/NM \$	SNL/CA \$	NM \$
BARLOW, ED, JR.	25,000	25,000	0	0
BARLOW, RICHARD M.	65,000	65,000	0	65,000
BARNANT CO.	1,359	1,359	0	0
BARNARD, DR. STEPHEN T.	50,000	0	50,000	0
BARNETT, PAUL W.	42,154	42,154	0	0
BARNHILL ASSOCIATES, INC.	117,484	117,484	0	73,050
BARNHILL BOLT CO., INC.	323,545	323,545	0	323,545
BARNSTEAD/THERMOLYNE CORP.	2,047	1,716	331	0
BARR ASSOCIATES, INC.	273,597	273,300	297	0
BARRINGER INSTRUMENTS, INC.	111,412	55,926	55,486	0
BARRINGTON SYSTEMS	9,950	0	9,950	0
BARRITE ASSOCIATES	10,000	0	10,000	0
BARROW TECHNICAL SERVICES	5,000	5,000	0	0
BARSKY, LEWIS E.	4,500	4,500	0	4,500
BARTH ELECTRONICS, INC.	121,437	121,437	0	0
BASIC MEASURING INSTRUMENTS	4,066	4,066	0	1,310
BASK COMPUTER CO.	6,087	0	6,087	0
BASKI WATER INSTRUMENTS, INC.	12,223	12,223	0	0
BASON	10,957	10,957	0	0
BASS, ROBERT C.	1,500	1,500	0	1,500
BAS, INC.	2,370	2,370	0	0
BATESVILLE PRODUCTS	2,526	2,526	0	0
BATTELLE COLUMBUS OPERATIONS	55,247	55,247	0	0
BATTELLE MEMORIAL INSTITUTE	31,948	23,198	8,750	0
BATTERY SPECIALTIES	1,010	1,010	0	0
BAUDVILLE COMPUTER PRODUCTS	1,262	0	1,262	0
BAUERS AUDIO VISUAL	39,929	39,929	0	39,929
BAY AREA COMMUNICATIONS, INC.	75,746	0	75,746	0
BAY NETWORKS, INC.	13,140	0	13,140	0
BAY PNEUMATICS, INC.	5,270	4,222	1,048	0
BAY SEAL CO.	2,407	0	2,407	0
BAY TECHNOLOGY	25,055	25,055	0	0
BAY VOLTEX CORP.	3,200	3,200	0	0
BAYER CORP.	9,114	9,114	0	0
BAZANT, ZDENEK P.	30,000	30,000	0	0
BBN DOMAIN CORP.	3,300	3,300	0	0
BBN PLANET	4,950	0	4,950	0
B-C TRAILER SALES, INC.	3,040	0	3,040	0
BDC DOOR CO.	1,380	1,380	0	1,380
BDM FEDERAL, INC.	581,472	581,472	0	424,303
BE SOFTWARE CO., THE	13,500	13,500	0	0
BEAM DYNAMICS, INC.	1,161	0	1,161	0
BEAMAN, DR. JOSEPH	23,000	23,000	0	0
BEAM-IT, INC.	2,500	2,500	0	0
BEAUCHAMP, EDWIN	9,920	9,920	0	9,920
BEAVER PRECISION PRODUCTS, INC.	1,146	1,146	0	0
BECKWITH TECHNOLOGY GROUP	10,000	0	10,000	0
BECTON-DICKINSON & CO., INC.	18,248	18,248	0	0
BEDE SCIENTIFIC, INC.	10,800	10,800	0	0
BEE INDUSTRIAL SUPPLY	20,350	0	20,350	0
BEERS, GRETCHEN HOLDEN	14,600	14,600	0	0
BEHLMAN ELECTRONICS CORP.	39,454	39,454	0	3,996
BEI MOTION SYSTEMS CO., INC.	4,661	4,236	425	0
BEI SENSORS & SYSTEMS CO.	80,200	80,200	0	0
BEIMER MACHINE WORKS, INC.	18,389	0	18,389	0
BEKAERT FIBERS TECHNOLOGY	1,458	1,458	0	0
BELCO INDUSTRIES, INC.	1,677	1,677	0	0
BELL ATLANTIC BUSINESS SYSTEMS SERVICES, INC.	60,000	60,000	0	60,000

Supplier Name	Total \$	SNL/NM \$	SNL/CA \$	NM \$
BELL ATLANTIC CELLULAR	1,700	1,700	0	0
BELL ATLANTIC NYNEX MOBILE	4,340	4,340	0	0
BELL GROUP, THE	2,661	2,661	0	2,661
BELL INDUSTRIES, INC.	121,119	111,814	9,305	102,198
BELL MICRO PRODUCTS	1,686	1,686	0	0
BELL & HOWELL CO.	2,400	0	2,400	0
BELLCORE COMMUNICATIONS	1,990	1,990	0	0
BELLEMEAD MANAGEMENT CO., INC.	8,611	8,611	0	0
BELLUM, JOHN	7,160	7,160	0	7,160
BELL, F. W., INC.	3,560	3,160	400	0
BELOYARSK NUCLEAR POWER PLANT (BNPP)	31,600	31,600	0	0
BENCHMARK DISPLAY GRAPHICS	1,432	1,432	0	0
BENCHMARK ENVIRONMENTAL CORP.	254,168	254,168	0	254,168
BENCHMARK IMAGING & DISPLAY	1,448	1,448	0	0
BENCHMARK TECHNOLOGIES	13,425	13,425	0	0
BENDER ASSOCIATES, INC.	17,190	17,190	0	0
BENDER, WESLEY L. & ASSOCIATES	9,336	9,336	0	0
BENEFIT PLAN SYSTEMS CORP.	1,250	1,250	0	0
BENHAM GROUP, INC., THE	20,000	0	20,000	0
BENNETT SAMPLE PUMPS, INC.	9,016	9,016	0	0
BENNETT, MARK	9,000	9,000	0	9,000
BENOIST, DONALD L.	1,666	1,666	0	1,666
BENTLEY CO., THE	450,000	0	450,000	0
BENTLEY HARRIS MANUFACTURING CO.	2,327	2,327	0	0
BENTLEY SYSTEMS, INC.	13,156	13,156	0	0
BENTLY-NEVADA CORP.	17,642	17,642	0	0
BERG ELECTRONICS, INC.	1,850	1,850	0	0
BERG SYSTEMS INTERNATIONAL	34,770	19,950	14,820	0
BERGER BROTHERS	2,585	2,585	0	0
BERG, W. M., INC.	1,445	1,035	410	0
BERKELAAR, MICHEL	2,000	2,000	0	0
BERKELEY NUCLEONICS CORP.	70,165	58,760	11,405	0
BERKELEY SCHOLARS	39,975	39,975	0	0
BERKOFF, NICHOLAS D.	16,000	16,000	0	0
BERNA PRODUCTS CORP.	7,000	7,000	0	0
BERNE ELECTRONICS, INC.	4,842	4,842	0	4,842
BERNETTE & CO.	1,097	1,097	0	1,097
BERTAN HIGH VOLTAGE	78,229	77,914	315	0
BESSER ASSOCIATES	2,687	2,687	0	0
BEST BUY	1,875	1,875	0	1,875
BEST LOCKING SYSTEMS, INC.	6,908	6,908	0	6,908
BEST OFFICE MACHINES	19,434	19,434	0	19,434
BEST OPTION, INC.	10,000	10,000	0	10,000
BEST POWER	2,330	2,330	0	0
BEST POWER TECHNOLOGY SALES CORP.	8,137	8,137	0	0
BESTECH, INC.	2,104	2,104	0	2,104
BETA CORP INTERNATIONAL	239,916	239,916	0	239,916
BETATRON ELECTRONICS, INC.	25,436	25,436	0	25,436
BETE FOG NOZZLE, INC.	1,056	503	553	0
BETHCO	191,221	191,221	0	191,221
BETHLEHEM CORP., THE	119,037	0	119,037	0
BE, INC.	1,257,800	1,257,800	0	0
BF&C ELECTRIC CO., INC.	24,872	24,872	0	24,872
BG ELECTRONICS CO.	1,810	1,810	0	0
BG SYSTEMS, INC.	8,550	8,550	0	0
BICO, INC.	1,320	1,320	0	0
BICRON NE	190,641	189,101	1,540	0
BID SERVICE	3,500	3,500	0	0
BID & BROKERAGE	8,800	8,800	0	0

Supplier Name	Total \$	SNL/NM \$	SNL/CA \$	NM \$
BIDALL CHEMICAL SPECIALTIES	5,245	5,245	0	0
BIERI, JAN	2,690	2,690	0	0
BIG 4 RENTS	2,326	0	2,326	0
BIG TECHNOLOGY SYSTEMS	9,285	9,285	0	0
BIGGE CRANE & RIGGING CO.	4,040	0	4,040	0
BIKE CITY	3,467	3,467	0	3,467
BILL'S SECURITY CENTER	5,284	0	5,284	0
BILSTEIN	4,225	4,225	0	0
BINRAD CHEMICALS	99,541	99,541	0	0
BIODESIGN INTERNATIONAL	1,250	0	1,250	0
BIO-RAD LABORATORIES, INC.	65,465	43,452	22,013	0
BIOTAGE, INC.	4,695	4,695	0	0
BIRA SYSTEMS, INC.	26,455	21,555	4,900	26,455
BIRD ELECTRONIC CORP.	5,575	5,575	0	0
BIT 3 COMPUTER CORP.	6,221	6,221	0	0
BITFLOW, INC.	4,440	4,440	0	0
BK SCIENCE & ENGINEERING	378,380	378,380	0	0
BL TRADING	32,675	32,675	0	0
BLACK BOX CORP.	37,239	25,195	12,045	0
BLACK & WHITE SOFTWARE	46,070	46,070	0	0
BLACKWELL-TONKAWA AIRPORT TRUST AUTHORITY	30,120	0	30,120	0
BLAIR, JOHN M.	70,000	70,000	0	0
BLAKE INDUSTRIES, INC.	7,200	7,200	0	0
BLAKESLEE, DR. BETSEY S.	6,200	6,200	0	0
BLANCHARD TRAINING & DEVELOPMENT, INC. (BTD)	1,190	1,190	0	0
BLAND, RAYMOND D.	10,000	10,000	0	10,000
BLASCH PRECISION CERAMICS	3,850	3,850	0	0
BLOCH, ERICH	7,000	7,000	0	0
BLUE M ELECTRIC CO.	73,762	73,762	0	0
BLUE SKY RESEARCH	9,650	8,607	1,043	0
BLUE SKY SOFTWARE CORP.	1,498	1,498	0	0
BLUE WATER DIVE & TRAVEL CO.	2,400	2,400	0	2,400
BLUESTONE	3,595	3,595	0	0
BMC INDUSTRIES, INC.	5,124	2,478	2,646	0
BMC SOFTWARE, INC.	5,848	5,848	0	0
BMI IMAGING SYSTEMS, INC.	4,979	0	4,979	0
BMI SYSTEMS GROUP	13,215	13,215	0	0
BNA COMMUNICATIONS, INC.	2,735	2,290	445	0
BOC GASES	19,873	0	19,873	0
BOC GASES-GASPRO	6,072	6,072	0	0
BOC GROUP, INC., THE	346,518	346,518	0	0
BODYBILT SEATING	140,396	76,915	63,481	76,915
BOEHM-LOGAN CONSULTING GROUP	102,450	76,850	25,600	102,450
BOEHRINGER MANNHEIM DIAGNOSTICS, INC.	14,819	0	14,819	0
BOEING CO., THE	80,636	80,636	0	0
BOFFIN ENTERPRISES, LTD.	2,408	2,408	0	0
BOGUE MACHINE CO., INC.	109,936	109,936	0	109,936
BOISE CASCADE OFFICE PRODUCTS	46,653	545	46,108	98
BOLT TECHNICAL CERAMICS	2,509	0	2,509	0
BOMAS MACHINE SPECIALTIES, INC. (BMS)	5,900	5,900	0	0
BOMEM, INC.	23,333	18,055	5,278	0
BOMEM/AAI	4,000	4,000	0	0
BONDTRONIX	9,000	9,000	0	0
BOOLE & BABBAGE, INC.	4,418	4,418	0	0
BOONTON ELECTRONICS CORP.	3,445	3,445	0	0
BORDER STATES INDUSTRIES, INC.	107,118	107,118	0	98,342
BORLAND INTERNATIONAL	4,414	4,414	0	0

Supplier Name	Total \$	SNL/NM \$	SNL/CA \$	NM \$
BOSCH AUTOMATION PRODUCTS	59,495	59,495	0	0
BOSCH, ROBERT CORP.	7,900	7,900	0	0
BOSS MANUFACTURING CO.	1,134	0	1,134	0
BOSTON DIGITAL CORP.	9,201	9,201	0	0
BOSTON ELECTRONICS CORP.	2,600	2,600	0	0
BOSTON PIEZO OPTICS	8,100	8,100	0	0
BOWKER, JACK FORD	6,190	0	6,190	0
BOWSER-MORNER, INC.	2,060	2,060	0	0
BOX HILL SYSTEMS CORP.	15,200	15,200	0	0
BOYD CORP.	1,096	1,096	0	0
BOYD ENGINEERING CO., INC.	20,550	20,550	0	20,550
BOYD SIGN & GRAPHIC CO.	22,669	22,669	0	22,669
BOYER, SUE	1,600	1,600	0	1,600
BOZEMAN, DR. BARRY	20,000	20,000	0	0
BP MICROSYSTEMS, INC.	5,035	5,035	0	0
BRADLEY WARD SYSTEMS, INC.	6,360	6,360	0	0
BRAGG PHOTONICS	4,999	4,999	0	0
BRAILSFORD & CO., INC.	1,140	1,140	0	0
BRANSON ULTRASONICS CO.	11,222	272	10,950	0
BRAZAS FIRE & SAFETY EQUIPMENT CO.	3,996	3,996	0	3,996
BREESE, MARK	9,920	9,920	0	0
BREINER, OTTO INSTRUMENTS	35,462	21,000	14,462	0
BRENTON SAFETY EQUIPMENT CO.	1,149	0	1,149	0
BREWER SCIENCE, INC.	27,085	19,055	8,030	0
BREWER, J. W. TIRE CO., INC.	70,604	70,604	0	70,604
BRICE, DAVID K.	4,950	4,950	0	4,950
BRIDGES, J. D.	7,840	7,840	0	7,840
BRIGGS-WEAVER, INC.	21,996	21,996	0	0
BRIGHAM YOUNG UNIVERSITY	110,803	110,803	0	0
BRIGHT IDEAS	2,428	2,428	0	2,428
BRILL ELECTRONICS	14,619	0	14,619	0
BRIMROSE CORP. OF AMERICA	7,800	7,800	0	0
BRINKMANN INSTRUMENTS, INC.	19,653	19,653	0	0
BRISK HEAT CORP.	9,220	9,220	0	1,235
BRISTOL TECHNOLOGIES, INC.	1,000	1,000	0	0
BRITISH AEROSPACE DEFENCE, LTD.	31,429	31,429	0	0
BROADBAND COMMUNICATIONS PRODUCTS, INC.	4,750	4,750	0	0
BROADCAST SUPPLY CO.	47,433	47,433	0	47,433
BROADWELL, JAMES E.	45,000	0	45,000	0
BRODART CO.	1,373	796	577	0
BROOKES, E. JORDAN CO.	1,156	0	1,156	0
BROOKFIELD ENGINEERING LABORATORIES, INC.	21,993	21,901	92	0
BROOKS AUTOMATION (CANADA) CORP.	234,788	234,788	0	0
BROOKS- COLE PUBLISHING CO.	1,457	1,457	0	1,457
BROOKS INSTRUMENTS, INC.	6,571	6,239	332	0
BROOKS, E. J. CO., INC.	1,143	1,143	0	0
BROOKS, LINTON	2,800	2,800	0	0
BROOMER RESEARCH LABS	2,000	2,000	0	0
BROSE CO.	2,506	0	2,506	0
BROWN & ROOT ENVIRONMENTAL	125,916	125,916	0	125,916
BROWN & SHARPE/LEITZ	203,350	1,100	202,250	0
BROWN, VIC SALES	3,806	3,806	0	3,806
BROWN, WARREN D.	6,200	6,200	0	6,200
BROWN, WILLIAM C.	11,000	11,000	0	0
BROYLES, CARTER D.	1,800	1,800	0	1,800
BRUCKHEIM, ARTHUR J.	30,000	0	30,000	0
BRUKER INSTRUMENTS, INC.	279,215	279,215	0	0
BRUNSON INSTRUMENT CO.	2,329	0	2,329	0
BRUSH WELLMAN, INC.	13,460	12,302	1,158	0

Supplier Name	Total \$	SNL/NM \$	SNL/CA \$	NM \$
BRYANT LABORATORY, INC.	2,172	0	2,172	0
BSO/TASKING	6,147	2,029	4,118	0
BSTA, INC.	40,930	40,930	0	40,930
BS&B SAFETY SYSTEMS, INC.	19,641	16,818	2,823	0
BT OFFICE PRODUCTS INTERNATIONAL	2,043,439	2,038,837	4,601	2,038,837
BT REDWOOD	3,091	0	3,091	0
BTG TECHNOLOGY SYSTEMS	160,366	143,877	16,489	0
BTG, INC.	6,951	0	6,951	0
BUCKLES-SMITH ELECTRIC CO.	90,081	0	90,081	0
BUCKLEY POWDER CO.	1,774	1,774	0	0
BUCKLEY, TIM	1,000	1,000	0	0
BUEHLER, LTD.	187,446	181,635	5,810	0
BUEHRER, INC.	1,774	0	1,774	0
BUFFINGTON, ROBERT J.	4,600	4,600	0	4,600
BULK LIFT INTERNATIONAL, INC.	8,724	8,724	0	0
BULL, C. H. CO.	2,436	0	2,436	0
BULL, RICHARD D., III, P.E.	65,000	0	65,000	0
BUR SERVICES, INC.	3,010	0	3,010	0
BURKE ENGINEERING CO.	383,916	337,814	46,102	337,814
BURKE INDUSTRIES	1,975	1,975	0	0
BURKS, CHARLES C.	74,466	74,466	0	74,466
BURLE INDUSTRIES, INC.	6,127	6,127	0	0
BURLEIGH INSTRUMENTS, INC.	70,485	37,340	33,145	0
BURLINGAME ENGINEERS, INC.	2,046	0	2,046	0
BURLINGTON SAFETY LABORATORY OF CALIFORNIA, INC.	9,968	4,968	5,000	0
BURNETT ELECTRIC	2,809	2,809	0	2,809
BURNS INTERNATIONAL SECURITY SERVICES	18,100	18,100	0	18,100
BURNS, MAJOR GENERAL WILLIAM F. (RET)	3,800	3,800	0	0
BUSCH, INC.	4,355	0	4,355	0
BUSINESS COMPUTER SYSTEMS, INC. (BCS)	50,042	50,042	0	50,042
BUSINESS ENVIRONMENTS	1,695,911	1,695,719	192	1,695,911
BUSINESS GRAPHICS, INC.	8,395	8,395	0	8,395
BUSINESS INFORMATION TECHNOLOGY, INC.	2,400,000	2,400,000	0	0
BUSINESS INTEGRATORS, INC.	12,350	12,350	0	0
BUSINESS LOCATION RESEARCH	54,305	54,305	0	0
BUSINESS MACHINES CENTER, INC. (BMC)	139,873	139,873	0	139,873
BUSINESS OBJECTS, INC.	11,872	11,872	0	0
BUSINESS SYSTEMS & MACHINES, INC.	3,982	3,982	0	3,982
BUTTONWOOD CONSULTING, INC.	200,000	200,000	0	0
BYERS, JOHN W.	6,300	6,300	0	0
BYTE CRAFT, LTD.	3,180	3,180	0	0
BY, INC.	3,444	3,444	0	3,444
C&D INDUSTRIAL PHOTO SALES	2,301	2,301	0	2,301
C&H DISTRIBUTORS, INC.	13,283	11,752	1,531	0
C&H SOLUTIONS	6,300	0	6,300	0
C&H TECHNOLOGIES, INC.	9,300	9,300	0	0
C&T MACHINING	27,202	27,202	0	27,202
C TECHNOLOGIES, INC.	5,975	5,975	0	0
CABLE EXPRESS	3,409	0	3,409	0
CABLE TECH, INC.	6,034	0	6,034	0
CABLETRON SYSTEMS, INC.	1,050,145	17,643	1,032,502	0
CABOT CORP.	11,367	11,367	0	0
CABOT SAFETY CORP.	6,563	0	6,563	0
CAC, INC.	676,198	676,198	0	676,198
CAD CUT, INC.	1,825	0	1,825	0
CAD TECHNOLOGIES	1,025	0	1,025	0
CADDO DESIGN & OFFICE PRODUCTS	1,024	1,024	0	1,024
CADENCE DESIGN SYSTEMS, INC.	8,520	8,520	0	0

Supplier Name	Total \$	SNL/NM \$	SNL/CA \$	NM \$
CADILLAC PLASTIC & CHEMICAL CO.	12,189	11,494	695	11,323
CADRE TECHNOLOGIES, INC.	8,544	8,544	0	0
CADSI	12,465	12,465	0	0
CAEN	6,705	0	6,705	0
CAEN ENGINEERING, INC.	66,656	66,656	0	0
CAERE CORP.	1,308	981	327	0
CAHN INSTRUMENTS, INC.	28,125	0	28,125	0
CAHNERS PUBLISHING CO.	1,358	1,358	0	0
CAL BAY CONSTRUCTION, INC.	8,718	0	8,718	0
CAL TOOL INDUSTRIAL SUPPLY	1,060	0	1,060	0
CALBIOCHEM-BEHRING CORP.	7,128	0	7,128	0
CALDERA, INC.	1,495	1,495	0	0
CALDWELL REPORT	3,960	0	3,960	0
CALEX MANUFACTURING CO., INC.	2,568	0	2,568	0
CALIFORNIA CAD SOLUTIONS	2,465	0	2,465	0
CALIFORNIA DIGITAL COMPUTERS	1,737	565	1,172	0
CALIFORNIA FINE WIRE CO.	10,118	9,743	375	0
CALIFORNIA INSTITUTE OF TECHNOLOGY	326,958	309,684	17,274	0
CALIFORNIA INTEGRATED CIRCUITS (CALIFORNIA IC)	86,700	0	86,700	0
CALIFORNIA MICROWAVE	88,032	88,032	0	0
CALIFORNIA OIL RECYCLERS, INC.	4,000	0	4,000	0
CALIFORNIA SAFETY & SUPPLY CO.	1,152	0	1,152	0
CALIFORNIA SCIENTIFIC SOFTWARE	7,968	6,545	1,423	0
CALIFORNIA STATE UNIVERSITY CHICO	70,000	0	70,000	0
CALITEK CORP.	1,504	1,504	0	0
CALLAN & ASSOCIATES	26,500	26,500	0	0
CALLISTER, T. BRYAN, M.D.	45,000	45,000	0	0
CALMARK CORP.	7,907	7,907	0	4,150
CAL-STEAM EASTBAY	26,595	0	26,595	0
CALTECH AUDIO VISUAL	7,150	7,150	0	7,150
CALTEX SCIENTIFIC	1,200	1,200	0	0
CALUMET PHOTOGRAPHIC, INC.	5,493	5,135	358	0
CAMBER CORP.	21,041	21,041	0	21,041
CAMBRIC GRAPHICS, INC.	3,478	0	3,478	0
CAMBRIDGE ACCUSENSE, INC.	3,460	3,460	0	0
CAMBRIDGE ISOTOPE LABORATORIES, INC.	12,878	9,714	3,165	0
CAMBRIDGE MANAGEMENT CORP.	17,495	17,495	0	0
CAMBRIDGE MILL PRODUCT, INC.	1,750	1,750	0	0
CAMBRIDGE SOFT CORP.	1,197	0	1,197	0
CAMBRIDGE TECHNOLOGY	27,911	23,955	3,956	0
CAMBRIDGE WIRE CLOTH CO.	1,496	0	1,496	0
CAMBUSTION, LTD.	28,710	0	28,710	0
CAMCO SOLUTIONS, INC.	23,475	0	23,475	0
CAMECA INSTRUMENTS, INC.	601,000	601,000	0	0
CAMERA GRAPHICS	3,000	3,000	0	3,000
CAMERA & DARKROOM	269,735	269,735	0	269,735
CAMERA & DARKROOM DIGITAL	28,470	28,470	0	28,470
CAMERON MEDICAL CORP.	1,882	0	1,882	0
CAMPBELL INDUSTRIAL SALES, INC.	79,374	79,374	0	0
CAMPBELL SCIENTIFIC, INC.	71,704	71,704	0	0
CAMPBELL SERVICES, INC.	23,605	23,605	0	0
CAMPBELL, DR. MARK M.	8,640	8,640	0	8,640
CAMPBELL, HUGH D.	60,000	60,000	0	0
CAMPBELL, JANIS	21,000	0	21,000	0
CAMPBELL, KEVIN S.	1,714	1,714	0	1,714
CAMTECH SYSTEMS	36,415	36,415	0	0
CANADA UTILITY EQUIPMENT	69,000	69,000	0	69,000

Supplier Name	Total \$	SNL/NM \$	SNL/CA \$	NM \$
CANADIAN CENTRE FOR OCCUPATIONAL HEALTH & SAFETY, THE	2,500	2,500	0	0
CAN-AM VIDEO	1,130	1,130	0	1,130
CANARE CABLE, INC.	8,452	8,452	0	0
CANBERRA INDUSTRIES, INC.	246,348	230,898	15,450	0
CANE, JIM PRODUCTIONS	6,000	0	6,000	0
CANOGA-PERKINS CORP.	6,686	4,069	2,618	0
CANON USA, INC.	78,532	69,325	9,207	218
CANYON MATERIALS	9,540	9,540	0	0
CAPACITEC, INC.	9,584	0	9,584	0
CAPCON, INC.	2,778	2,778	0	0
CAPELLO, LARRY, INC.	1,044	1,044	0	0
CAPITAL DATA PRODUCTS	1,439	1,439	0	0
CAPITAL PRODUCTIONS MUSIC	2,000	2,000	0	0
CAPITOL EQUIPMENT CO.	2,085	95	1,990	0
CAPS LOGISTICS, INC.	14,406	14,406	0	0
CARBONELL, DR. REUBEN G.	8,500	0	8,500	0
CARCO ELECTRONICS CO.	12,436	12,436	0	0
CARDINAL TRACKING, INC.	4,053	4,053	0	0
CAREER MANAGEMENT INTERNATIONAL, INC.	84,115	176,400	(92,285)	0
CAREER SERVICES FOR PERSONS WITH DISABILITIES	80,055	80,055	0	80,055
CAREMARK	175,000	175,000	0	0
CARFAGNO, DANIEL	20,000	20,000	0	0
CARISTO, PAT	5,000	5,000	0	5,000
CARLSBAD DEPT. OF DEVELOPMENT	50,000	50,000	0	50,000
CARLSON COMMUNICATIONS, INC.	83,929	83,929	0	0
CARLSON, ARVA	1,000	1,000	0	0
CARLTON-BATES CO.	15,605	15,605	0	0
CARNEGIE-MELLON UNIVERSITY	80,700	46,200	34,500	0
CARPENTER TECHNOLOGY CORP.	45,216	41,988	3,228	0
CARPENTER, E. R. CO., INC.	8,212	8,212	0	0
CARRERA COMPUTERS, INC.	18,146	18,146	0	0
CARRIAGA MACHINE	3,753	3,753	0	3,753
CARROLL TOUCH	1,130	1,130	0	0
CARROLL, JERRY MACHINING, INC.	16,158	0	16,158	0
CARROLL, W. M. & CO.	24,852	24,852	0	24,852
CARTWRIGHT COMMUNICATIONS	3,288	3,288	0	0
CARVER, FRED S., INC.	14,659	4,554	10,105	0
CASA ENTERPRISES, INC.	10,872	10,872	0	10,872
CASADY & GREENE, INC.	1,100	1,100	0	0
CASAHN TECHNOLOGY, INC.	11,495	0	11,495	0
CASCADE MICROTECH	516,548	516,548	0	0
CASCADE REFRIGERATION	8,354	0	8,354	0
CASE WESTERN RESERVE UNIVERSITY	40,000	40,000	0	0
CASET SOLUTIONS CORP.	9,191	9,191	0	9,191
CASEWORK SYSTEMS, INC.	359,528	359,528	0	0
CASH REGISTER SYSTEMS, INC.	1,894	1,894	0	1,894
CASHMAN EQUIPMENT CO.	5,423	5,423	0	0
CASTERS OF ALBUQUERQUE, INC.	5,510	5,510	0	5,510
CASTING CENTER, THE	6,627	6,627	0	6,627
CAST, INC.	6,195	6,195	0	0
CAT INSTRUMENTS	7,500	0	7,500	0
CATALINA COATINGS, INC.	41,301	41,301	0	0
CATALINA SCIENTIFIC	5,292	5,292	0	0
CATALYTICA	1,300	1,300	0	0
CAUSAL SYSTEMS	5,000	5,000	0	0
CAYENNE SOFTWARE, INC.	41,334	41,334	0	0
CBM TECHNOLOGIES	182,963	182,963	0	0

Supplier Name	Total \$	SNL/NM \$	SNL/CA \$	NM \$
CCS INSTRUMENTS, INC.	2,795	2,795	0	0
CCTV SOURCE	1,177	1,177	0	0
CD INTERNATIONAL	1,375	1,375	0	0
C-D PRODUCTIONS, INC.	35,000	35,000	0	35,000
CDM FEDERAL PROGRAMS CORP.	1,086,848	1,086,848	0	106,848
CDN ISOTOPES	2,370	2,370	0	0
CECCIO, PROF. STEVEN	11,000	11,000	0	0
CEE	5,890	5,890	0	0
CEI	15,775	0	15,775	0
CEI ELECTRICAL SERVICE & TESTING	2,500	2,500	0	0
CELERITY SYSTEMS, INC.	27,791	0	27,791	0
CELESCO TRANSDUCER PRODUCTS, INC.	17,838	17,838	0	0
CELLULAR CONNECTION	12,882	0	12,882	0
CELLULAR ONE	3,680	3,680	0	180
CELLULAR WORKS	1,130	0	1,130	0
CELLULAR & MORE	2,578	2,578	0	2,578
CELSIS, INC.	4,716	4,716	0	0
CEM CORP.	4,450	0	4,450	0
CENTENNIAL ELECTRIC DISTRIBUTORS	2,560	0	2,560	0
CENTENNIAL TECHNOLOGIES, INC.	2,050	1,474	576	0
CENTER FOR HANDS-ON LEARNING	243,644	243,644	0	243,644
CENTERLINE SOFTWARE	3,968	1,264	2,704	0
CENTORR VACUUM INDUSTRIES	4,520	4,520	0	0
CENTRAL COMPUTER SYSTEMS	72,408	1,750	70,658	0
CENTRAL DATA CORP.	2,094	2,094	0	0
CENTRAL DESIGNS, INC.	6,113	6,113	0	0
CENTRAL RESEARCH LABORATORIES	7,047	7,047	0	0
CENTRAL SEMICONDUCTOR CORP.	1,290	1,290	0	0
CENTRAL WHOLESALE ELECTRICAL DISTR., INC.	30,748	0	30,748	0
CENTRIC ENGINEERING SYSTEMS, INC.	151,978	151,978	0	0
CENTURY COMPUTING	1,920	1,920	0	0
CENTURY MACHINE CO.	29,962	29,962	0	29,962
CENTURY PLUS	81,565	81,565	0	81,565
CEPLECHA, DR. ZDENEK	22,000	22,000	0	0
CERAC, INC.	8,761	5,479	3,282	0
CERAMIC DEVICES, INC.	24,966	24,966	0	0
CERAMIC MAGNETICS, INC.	4,350	4,350	0	0
CERAMIC PRODUCTS	2,876	0	2,876	0
CERAMX	37,375	29,720	7,654	0
CERBERUS PYROTRONICS	26,810	0	26,810	0
CERCOM	1,680	1,680	0	0
CERPROBE CORP.	52,609	52,609	0	0
CERTIFIED FOLDER DISPLAY SERVICE	4,758	4,758	0	0
CERTIFIED MEASUREMENTS, INC.	53,275	53,275	0	0
CESIWID, INC.	10,363	10,363	0	6,909
CFD RESEARCH CORP.	16,875	16,875	0	0
CH2M HILL CENTRAL, INC.	97,511	97,511	0	97,511
CHABAI, ALBERT J.	4,166	4,166	0	4,166
CHABOT-LAS POSITAS COMMUNITY COLLEGE	3,300	0	3,300	0
CHAMP CO., THE	71,350	71,350	0	0
CHANCE, JOHN E. & ASSOCIATES	2,960	2,960	0	0
CHAND ASSOCIATES, INC.	9,875	9,875	0	0
CHANGE CORP.	22,812	22,812	0	22,812
CHANG, PROF. RICHARD K.	2,500	0	2,500	0
CHAN, DR. AGNES	1,838	1,838	0	0
CHAPARRAL MACHINE SERVICES	16,022	16,022	0	16,022
CHARBENEAU, DR. RANDALL J.	4,800	4,800	0	0
CHARDAN'S BOILER SERVICE	9,500	9,500	0	9,500
CHARDONNAY GARDEN APARTMENTS	35,530	0	35,530	0

Supplier Name	Total \$	SNL/NM \$	SNL/CA \$	NM \$
CHARLES INDUSTRIES, LTD.	1,461	1,461	0	0
CHARLES MACHINE WORKS, INC., THE	12,167	12,167	0	0
CHELTON, INC.	11,993	0	11,993	0
CHEMCEK INSTRUMENTS, INC.	6,129	6,129	0	0
CHEMDATA RESEARCH	35,854	0	35,854	0
CHEMGUARD, INC.	2,390	2,390	0	0
CHEMICAL ENGINEERING CONSULTING SERVICES	4,824	4,824	0	0
CHEMSEARCH	12,674	0	12,674	0
CHEN, DR. LONG-QING	6,500	6,500	0	0
CHEROKEE FINISHING CO.	3,125	3,125	0	0
CHERRONE CHEMICAL CO.	11,789	0	11,789	0
CHESHER, DR. STEPHEN R.	25,000	25,000	0	0
CHEYENNE SOFTWARE, INC.	3,970	3,970	0	0
CHICAGO-SOFT, LTD.	11,388	11,388	0	0
CHILES, ADM. HENRY G., JR.	7,000	7,000	0	0
CHIU TECHNICAL CORP.	3,763	3,763	0	0
CHLORIDE SYSTEMS	5,400	5,400	0	0
CHOICES FOR FAMILIES	65,000	65,000	0	65,000
CHOPPIN, DR. GREGORY R.	10,000	10,000	0	0
CHORUS CORP.	160,856	104,446	56,410	0
CHOUVALOV, DR. VALERY V.	1,433	1,433	0	0
CHRISTIE ELECTRIC CORP.	5,855	5,855	0	0
CHROMA COLOR, INC.	70,000	70,000	0	70,000
CHROMALOX	4,559	4,559	0	0
CHROMEX	35,090	35,090	0	35,090
CHRONOLOGY CORP.	6,387	6,387	0	0
CHRONTROL	1,190	.0	1,190	0
CI SYSTEMS, INC.	2,959	2,959	0	0
CIBA-GEIGY CORP.	2,312	2,312	0	0
CIC FITNESS EQUIPMENT WAREHOUSE, INC.	6,121	6,121	0	0
CICON ENGINEERING, INC.	4,340	4,340	0	0
CIGNA HEALTHCARE OF ARIZONA	1,200,000	1,200,000	0	0
CIMDATA, INC.	1,692	0	1,692	0
CIMETRIX, INC.	260,469	260,469	0	0
CINCINNATI GILBERT MACHINE TOOL CO.	19,000	19,000	0	0
CINCO NETWORKS	1,545	1,545	0	0
CIRCLE SEAL CONTROLS, INC.	49,365	23,592	25,773	0
CIRCUIT CITY	4,280	0	4,280	0
CIRCUIT IMAGE SYSTEMS	8,796	4,194	4,601	0
CIRCUIT SHOP, INC., THE	87,860	87,860	0	87,860
CIRCUIT TECHNOLOGY, INC.	1,600	1,600	0	0
CIRCUITRONICS, INC.	1,045	1,045	0	0
CIRCUIT-TRON, INC.	3,200	0	3,200	0
CISCO SYSTEMS, INC.	197,092	192,762	4,330	912
CITY GARAGE	1,460	0	1,460	0
CITY OF ALBUQUERQUE	101,573	101,573	0	101,573
CITY OF LIVERMORE	1,500	0	1,500	0
CITY TOOL & DIE MANUFACTURING	46,565	0	46,565	0
CKE, INC.	3,260	3,260	0	0
CLAD METAL SPECIALTIES	2,500	2,500	0	0
CLAIMS TECHNICAL SERVICES	55,000	0	55,000	0
CLARE, C. P. CORP.	8,073	8,073	0	0
CLARIDGE PRODUCTS & EQUIPMENT, INC.	1,651	0	1,651	0
CLARK SECURITY PRODUCTS, INC.	4,080	4,080	0	0
CLARK TRUCK EQUIPMENT, INC.	22,298	22,298	0	22,298
CLARKLIFT OF EL PASO, INC.	80,417	80,417	0	80,417
CLARK-MXR, INC.	249,765	15,295	234,470	0
CLARK, EDWARD L.	6,250	6,250	0	6,250
CLARK, RICHARDSON & BISKUP	6,431	6,431	0	0

Supplier Name	Total \$	SNL/NM \$	SNL/CA \$	NM \$
CLASSIC REFRIGERATION OF NEW MEXICO	3,182	3,182	0	3,182
CLAUS, THOMAS	10,000	10,000	0	10,000
CLAYTON ENVIRONMENTAL CONSULTANTS, INC.	176,674	0	176,674	0
CLEAN AIR PRODUCTS	57,975	57,975	0	0
CLEAN SYSTEMS TECHNOLOGY, INC.	4,535	4,535	0	4,535
CLEAR SOFTWARE, INC.	9,275	9,275	0	0
C-LEC PLASTICS, INC.	486,264	486,264	0	0
CLEVELAND CRYSTALS, INC.	25,346	17,679	7,667	0
CLEVELY, CHRISTOPHER R., P.E.	25,000	0	25,000	0
CLI FEDERAL	95,161	95,161	0	95,161
CLINTON SYSTEMS	5,106	5,106	0	0
CLUB CAR	195,812	195,812	0	0
CM & ASSOCIATES, INC.	15,000	15,000	0	15,000
C-MAC	6,000	6,000	0	0
CMI INTERNATIONAL	5,330	0	5,330	0
CMI, INC.	3,600	3,600	0	0
CNC MACHINING CENTER	3,300	3,300	0	3,300
COACTIVE AESTHETICS	85,527	85,527	0	0
COASTAL COMPUTER CONSULTANTS CORP.	23,850	23,850	0	0
COASTAL ENVIRONMENTAL SYSTEMS	11,932	11,932	0	0
COASTAL INSTRUMENTS	6,615	3,670	2,945	0
COASTLINE METAL FINISHING CORP.	2,491	2,491	0	0
COATES, JOSEPH F.	25,000	25,000	0	0
COAXIAL COMPONENTS CORP.	4,242	4,242	0	0
COBBALA PRODUCTIONS	1,450	1,450	0	0
COCHRAN LANDSCAPE MATERIAL	5,847	0	5,847	0
COCOMP, INC.	300,483	300,483	0	0
CODDBARRETT ASSOCIATES, INC.	18,920	0	18,920	0
CODENOTTI, PROF. BRUNO	6,624	6,624	0	0
CODONICS, INC.	14,900	14,900	0	0
COE LIMITED	32,003	32,003	0	0
COGNET GROUP, THE	15,000	15,000	0	0
COGNEX CORP.	20,400	20,400	0	0
COHAN/GABLAR ASSOCIATES	1,335	1,335	0	0
COHEN, DR. AVNER	1,350	1,350	0	0
COHERENT COMPONENTS GROUP	43,195	43,195	0	0
COHERENT, INC.	894,563	615,961	278,603	0
COHU, INC.	39,249	37,393	1,856	0
COIL CRAFT	9,803	9,803	0	0
COKER PUMP & EQUIPMENT CO.	2,750	0	2,750	0
COLD SPRING GRANITE CO.	5,245	5,245	0	0
COLE HERSEE CO.	2,161	2,161	0	0
COLE SUPPLY CO.	35,066	0	35,066	0
COLEMAN RESEARCH/LAUNCH GROUP	322,424	322,424	0	0
COLEMAN, JAMES R.	25,000	25,000	0	0
COLE-PARMER INSTRUMENT CO.	155,616	83,870	71,746	0
COLE, STANLEY Z.	1,600	1,600	0	0
COLFAX INTERNATIONAL	142,297	0	142,297	0
COLLEGE OF AMERICAN PATHOLOGISTS	1,578	1,578	0	0
COLLEGE OF SANTA FE	2,105,140	2,105,140	0	2,105,140
COLLEGE OF WILLIAM & MARY, THE	75,000	75,000	0	0
COLORADO SCHOOL OF MINES	31,534	31,534	0	0
COLORADO STATE UNIVERSITY	290,588	91,859	198,729	0
COLORADO VIDEO, INC.	6,000	6,000	0	0
COLT TECHNOLOGY CORP.	5,808	5,808	0	0
COLUCCI, CECILIA	95,280	95,280	0	95,280
COLUMBIA ANALYTICAL SERVICES, INC.	5,878	5,878	0	0
COLUMBIA CASCADE	2,600	0	2,600	0
COLUMBIA PACIFIC ALUMINUM CORP.	2,450	2,450	0	0

Supplier Name	Total \$	SNL/NM \$	SNL/CA \$	NM \$
COLUMBIA SCIENTIFIC INDUSTRIES	3,207	3,207	0	0
COLUTRON RESEARCH CORP.	1,918	0	1,918	0
COMARK	12,844	12,069	775	0
COMBINED TECHNOLOGIES, INC.	4,548	4,548	0	0
COMBUSTION SYSTEMS, INC.	9,224	9,224	0	9,224
COMCO, INC.	6,135	6,135	0	0
COMDISCO, INC.	237,000	237,000	0	0
COMGRAPHIX, INC.	41,293	41,293	0	41,293
COMMAND LINE COMPUTERS, INC.	2,460	0	2,460	0
COMMERCE GRINDING CO.	10,884	10,884	0	0
COMMERCIAL CRYSTAL LABS, INC.	2,630	630	2,000	0
COMMERCIAL FENCE CO., INC.	50,000	0	50,000	0
COMMERCIAL MECHANICAL SERVICES, INC.	1,550	0	1,550	0
COMMERCIAL SOUND SYSTEMS	4,441	4,441	0	4,441
COMMERCIAL TESTING ENGINEERING	6,028	0	6,028	0
COMMERCIAL WAREHOUSE	53,400	53,400	0	53,400
COMMERCIAL WELDING & MACHINE	2,500	0	2,500	0
COMMONWEALTH SCIENTIFIC CORP.	1,280	1,280	0	0
COMMUNICATION STRATEGIES, INC.	14,726	14,726	0	14,726
COMMUNICATIONS AUTOMATION & CONTROL, INC.	1,495	1,495	0	0
COMMUNICATIONS DIVERSIFIED, INC.	50,457	50,457	0	50,457
COMMUNICATIONS ELECTRONICS	7,810	7,810	0	0
COMPAQ COMPUTER CORP.	34,612	34,612	0	0
COMPASS DESIGN AUTOMATION	845,160	845,160	0	0
COMPLETE LINE, THE	235,500	0	235,500	0
COMPLETE OFFICE SYSTEMS	101,633	101,633	0	101,633
COMPLETE OPTO ELECTRONICS, LTD.	173,760	173,760	0	0
COMPOSITE OPTICS, INC.	17,697	17,697	0	0
COMPOSITE TOOLING CORP.	30,905	30,905	0	30,905
COMPRESSOR COMPONENTS	3,499	0	3,499	0
COMPU AMERICA	4,399	0	4,399	0
COMPUCON DISTRIBUTOR, INC.	8,510	8,510	0	0
COMPULAN	7,544	7,544	0	0
COMPULAN CENTER	9,700	9,700	0	0
COMPULINK RESEARCH, INC.	2,945	2,945	0	0
COMPU-MEDIA	93,727	93,727	0	93,727
COMPUMOTOR	1,193	1,193	0	0
COMPUNET TECHNOLOGIES, INC.	286,332	286,332	0	286,332
COMPUSA, INC.	7,800	5,378	2,421	0
COMPUSERVE, INC.	1,186	1,786	(600)	0
COMPUTABILITY CONSUMER ELECTRONICS	4,970	4,970	0	0
COMPUTE INTENSIVE	11,750	11,750	0	0
COMPUTER ASSOCIATES SERVICES, INC. (CASI)	41,415	41,415	0	0
COMPUTER BIZ, INC.	13,681	0	13,681	0
COMPUTER BOARDS, INC.	10,629	9,761	868	0
COMPUTER CENTER OF HAYWARD	1,845	0	1,845	0
COMPUTER CITY	8,016	0	8,016	0
COMPUTER CLEARING HOUSE, INC.	6,680	6,680	0	0
COMPUTER CONVERSIONS CORP.	3,094	3,094	0	0
COMPUTER CORNER	914,437	914,437	0	914,437
COMPUTER DISCOUNT WAREHOUSE (CDW)	109,993	81,228	28,765	0
COMPUTER DISCOUNTERS	2,800	2,800	0	2,800
COMPUTER DYNAMICS	7,065	7,065	0	0
COMPUTER GATE	1,224	1,224	0	0
COMPUTER GRAPHICS LEARNING CENTER	1,500	1,500	0	1,500
COMPUTER IMAGING CONSULTANTS	37,585	37,585	0	0
COMPUTER INSTRUMENTS CORP.	4,197	0	4,197	0
COMPUTER LIBRARY	2,500	2,500	0	0

Supplier Name	Total \$	SNL/NM \$	SNL/CA \$	NM \$
COMPUTER MAINTENANCE CENTERS, INC. (CMC)	2,564	2,564	0	2,564
COMPUTER MARKETPLACE	13,580	13,580	0	0
COMPUTER MODULES, INC.	12,372	0	12,372	0
COMPUTER NETWORKING SOLUTIONS	3,400	3,400	0	3,400
COMPUTER ONE	3,204,189	3,198,364	5,825	3,204,189
COMPUTER PACKAGES, INC.	15,500	15,500	0	0
COMPUTER PRODUCTS CORP.	3,585	3,585	0	0
COMPUTER SCIENCES CORP.	95,000	95,000	0	15,000
COMPUTER SOURCE, INC.	3,932	0	3,932	0
COMPUTER SUPPLIES BY SAYERS, INC.	71,719	71,719	0	0
COMPUTER SUPPLIES WAREHOUSE, INC.	10,123	10,123	0	10,123
COMPUTER SUPPLY STORE	1,698	1,698	0	0
COMPUTER SYSTEM PRODUCTS	2,240	2,240	0	0
COMPUTER UPGRADE CORP.	3,273	3,273	0	0
COMPUTER WAREHOUSE	5,210	5,210	0	5,210
COMPUTER WORKS	179,480	179,480	0	179,480
COMPUTER ZONE	16,009	16,009	0	16,009
COMPUTERIZED STRUCTURAL ANALYSIS & RESEARCH CORP.	24,000	24,000	0	0
COMPUTERLAND	91,733	91,733	0	88,940
COMPUTERLAND OF ALMADEN	23,579	0	23,579	0
COMPUTERLAND SERRAMONTE	5,140	0	5,140	0
COMPUTERM CORP.	3,196	3,196	0	0
COMPUTERS FOR DESIGN	10,070	10,070	0	10,070
COMPUTERS FROM SCRATCH	8,884	8,884	0	8,884
COMPUTERS TO RENT	23,356	0	23,356	0
COMPUTERS & STRUCTURES	3,000	3,000	0	0
COMPUTERSAMERICA, INC.	15,597	0	15,597	0
COMPUTERWARE	13,863	0	13,863	0
COMPUTOWN	8,254	0	8,254	0
COMPUWARE CORP.	21,738	21,738	0	0
COMPUWAVE	80,668	0	80,668	0
COMSAT MOBILE COMMUNICATIONS	28,500	28,500	0	0
COMSTREAM CORP.	206,600	206,600	0	0
COMTEQ FEDERAL	7,670	0	7,670	0
COMTRADE ELECTRONICS	10,650	8,430	2,220	0
COMTRONICS INDUSTRIAL COMMUNICATIONS	8,663	8,663	0	0
CONAX BUFFALO CORP.	14,520	13,873	647	367
CONCEPT CARS	10,600	10,600	0	0
CONCEPT GRAPHICS	58,272	58,272	0	0
CONCRETE CORING CO.	3,050	3,050	0	3,050
CONDECK CORP.	4,519	4,519	0	4,519
CONDENSER PRODUCTS CORP.	1,100	1,100	0	0
CONFLUENT	1,820	1,820	0	0
CONLEY POWER TECHNOLOGIES	6,603	6,603	0	0
CONNAUGHT LABORATORIES, INC.	6,428	5,000	1,428	0
CONNECTICUT COINING, INC.	22,400	22,400	0	0
CONNECTOR RESOURCES UNLIMITED (CRU)	3,666	0	3,666	0
CONNECTOR SPECIALTIES CO.	1,448	1,448	0	0
CONNER INVESTMENT CO., INC.	8,299	8,299	0	0
CONOCO SPECIALTY PRODUCTION	1,250	1,250	0	0
CONRAD, FRANK	6,000	6,000	0	6,000
CONSENSYS COMPUTERS, INC.	4,059	4,059	0	0
CONSERVATION INTERNATIONAL	200,000	200,000	0	0
CONSILUM, INC.	105,750	105,750	0	0
CONSLER CORP.	1,076	1,076	0	0
CONSOLIDATED BALING MACHINE CO.	3,000	3,000	0	0
CONSOLIDATED ELECTRICAL DISTRIBUTORS, INC. (CED)	19,520	19,520	0	1,238

Supplier Name	Total \$	SNL/NM \$	SNL/CA \$	NM \$
CONSOLIDATED ELECTRONIC WIRE & CABLE CORP.	1,600	1,600	0	0
CONSOLIDATED GRAPHIC MATERIALS, INC.	6,321	6,321	0	0
CONSOLIDATED PLASTICS CO., INC.	3,475	394	3,082	0
CONSOLIDATED TECHNOLOGY	10,845	10,845	0	0
CONSORT TECHNOLOGIES	56,860	56,860	0	0
CONSTRUCTION BOOKSTORE, INC.	1,508	1,508	0	0
CONSTRUCTION CLAIMS CONSULTANTS, INC. (CCC)	5,800	5,800	0	0
CONSUMERS PIPE & SUPPLY	1,661	1,661	0	0
CONTACT EAST, INC.	24,644	24,644	0	0
CONTACT NEW MEXICO	89,762	89,762	0	89,762
CONTAINER PRODUCTS CORP.	101,360	90,508	10,852	0
CONTEK MARKETING, INC.	19,315	19,315	0	0
CONTEMPORARY CYBERNETICS	1,090	0	1,090	0
CONTEXT VENTURES, INC.	9,499	9,499	0	0
CONTINENTAL MACHINING CO., INC. (CMC)	1,035,000	1,035,000	0	1,035,000
CONTINENTAL MICROWAVE & TOOL CO., INC.	3,896	3,896	0	0
CONTINENTAL OPTICAL CORP.	1,000	1,000	0	0
CONTINENTAL PAPER CO.	11,282	0	11,282	0
CONTINI, SCOTT	1,707	1,707	0	0
CONTINUUM	421,151	348,133	73,018	0
CONTINUUS SOFTWARE CORP.	1,013	1,013	0	0
CONTRACT ASSOCIATES, INC.	48,289	48,289	0	48,289
CONTRACT OFFICE GROUP, INC. (COG)	39,758	0	39,758	0
CONTRACTORS FASTENERS	4,198	0	4,198	0
CONTROL CONCEPTS CORP.	2,287	2,287	0	0
CONTROL DATA SYSTEMS, INC.	408,308	408,308	0	0
CONTROL DESIGN SUPPLY, INC.	1,817	42	1,775	0
CONTROL MASTER PRODUCTS, INC.	3,953	0	3,953	0
CONTROLLED RECOVERY, INC.	17,776	17,776	0	17,776
CONTROLOTRON CORP.	11,392	11,392	0	0
CONTROLS WEST	1,942	1,942	0	0
CONTROLTRON	9,943	9,943	0	0
CONVEX COMPUTER CORP.	6,000	6,000	0	6,000
COOK'S BUILDING SPECIALTIES, INC.	4,534	4,534	0	4,534
COONER WIRE CO.	2,558	2,558	0	0
COOPER GRAPHICS, INC.	4,350	4,350	0	4,350
COOPER INDUSTRIES, INC.	12,184	0	12,184	0
COORDINATE MEASUREMENT	2,900	2,900	0	0
COORS CERAMICON DESIGNS, LTD.	1,819	1,819	0	0
COORS CERAMICS CO.	28,480	27,562	917	0
COORS TECHNICAL CERAMICS CO.	1,700	0	1,700	0
COPPER CONNECTION	24,296	24,296	0	0
COPY-KRAFT, INC.	35,000	35,000	0	35,000
CORDELL MANUFACTURING, INC.	11,995	0	11,995	0
CORE LABORATORIES, INC.	2,000	2,000	0	0
CORELIS, INC.	11,085	11,085	0	0
CORETEST SYSTEMS, INC.	11,220	11,220	0	0
CORION CORP.	5,525	4,396	1,129	0
CORNELISON, CAROLYNN	1,600	1,600	0	1,600
CORNELIUS ARCHITECTURAL PRODUCTS	1,680	1,680	0	0
CORNELL COMPUTER CORP. OF ARIZONA	193,100	193,100	0	193,100
CORNELL UNIVERSITY	261,969	116,969	145,000	0
CORNING, INC.	2,009	2,009	0	0
CORONADO CLUB	6,300	6,300	0	6,300
CORONADO MACHINE, INC.	54,964	54,964	0	54,964
CORP TEN INTERNATIONAL	63,000	0	63,000	0
CORPORATE SCENES, INC.	117,263	117,263	0	0

Supplier Name	Total \$	SNL/NM \$	SNL/CA \$	NM \$
CORPORATE SYSTEMS CENTER	8,201	5,394	2,807	0
CORREA ENTERPRISES	1,558	1,558	0	1,558
CORROSION SERVICES, INC.	1,932	1,932	0	1,932
CORTEST INSTRUMENTS	7,298	7,298	0	0
COSMO OPTICS, INC.	9,715	9,715	0	0
COSMO PLASTICS CO.	2,700	2,700	0	0
COSMODYNE MANUFACTURING, INC.	28,388	28,388	0	28,388
COSTAR CORP.	1,074	605	469	0
COTRONICS CORP.	1,535	0	1,535	0
COULTER MANUFACTURING CO.	5,249	5,249	0	5,249
COURT & THOMAS CO., INC.	9,199	0	9,199	0
COURTAULDS AEROSPACE	3,193	3,193	0	0
COX ENGRAVING	16,907	16,907	0	16,907
COX FENCE FITTINGS CO.	45,551	45,551	0	0
COX, ROGER PETROLEUM	5,500	5,500	0	5,500
CPN ELECTRONICS, INC.	10,202	10,202	0	0
CPR INDUSTRIES, INC.	2,082	2,082	0	0
CRANE SERVICE, INC.	4,000	4,000	0	4,000
CRANEL, INC.	13,860	13,860	0	0
CRANER, RICHARD B.	19,271	19,271	0	19,271
CRAWFORD & CO. HEALTH & REHABILITATION	29,900	29,900	0	29,900
CRAWFORD/KOINONIA, DALE	1,050,000	1,050,000	0	1,050,000
CRAY RESEARCH, INC.	369,495	284,125	85,370	255,853
CRC PRESS, INC.	1,186	826	360	0
CREATIVE COMPUTERS	73,175	33,065	40,110	0
CREATIVE CONSULTANTS	20,240	20,240	0	20,240
CREATIVE DEVICES	7,350	7,350	0	0
CREATIVE INTEGRATION, INC.	88,348	0	88,348	0
CREE RESEARCH, INC.	4,912	4,912	0	0
CRENLO, INC.	1,996	1,390	606	0
CRESTLINE PLASTICS, INC.	13,154	13,154	0	13,154
CROSSWIND TECHNOLOGIES, INC.	9,150	9,150	0	0
CROSS, EILENE S.	49,150	0	49,150	0
CROWN INTERNATIONAL	1,200	1,200	0	0
CRP	2,419	1,865	554	0
CRS ROBOTICS	1,700	1,700	0	0
CRUCIBLE MATERIALS CORP.	1,200	0	1,200	0
CRUTCHFIELD CORP.	1,305	0	1,305	0
CRUZ CORP., THE	77,259	77,259	0	77,259
CRYO INDUSTRIES OF AMERICA, INC.	17,160	17,160	0	0
CRYOFAB, INC.	12,311	12,311	0	0
CRYSTACOMM, INC.	35,000	35,000	0	0
CRYSTAL ASSOCIATES, INC.	8,278	8,278	0	0
CRYSTAL RIVER ENGINEERING	43,468	43,468	0	0
CRYSTAL SPRINGS BOTTLED WATER, INC.	131,074	131,074	0	131,074
CRYSTAL SYSTEMS, INC.	8,026	0	8,026	0
CRYSTAL TECHNOLOGY, INC.	10,830	5,030	5,800	0
CSC SCIENTIFIC CO., INC.	2,215	2,215	0	0
CSI TECHNOLOGIES, INC.	4,616	4,616	0	0
CSK OPTRONICS	3,180	1,200	1,980	0
CSM INDUSTRIES, INC.	17,895	17,895	0	0
C-SQUARED ELECTRONICS	12,500	12,500	0	0
CSS GROUP	124,989	124,989	0	0
C-SYSTEMS	58,000	58,000	0	58,000
CT ENGINEERING CO.	8,129	8,129	0	8,129
CTC TECHNOLOGIES	4,250	4,250	0	0
C-TEK, INC.	7,500	7,500	0	0
CTX INTERNATIONAL, INC.	1,965	1,965	0	0
CUBIC PRECISION, INC.	11,544	11,544	0	0

Supplier Name	Total \$	SNL/NM \$	SNL/CA \$	NM \$
CUE PAGING CORP.	1,990	1,990	0	0
CUES	26,303	26,303	0	0
CUISENAIRE CO. OF AMERICA, INC.	6,968	6,968	0	0
CUMING CORP.	4,038	4,038	0	0
CUMMINS HAWAII DIESEL POWER, INC.	3,000	3,000	0	0
CUMMINS RENEWABLE ENERGY CORP.	80,000	80,000	0	0
CUMMINS SOUTHWEST, INC.	33,528	33,528	0	33,528
CURRENT TECHNOLOGY, INC.	22,552	22,552	0	22,552
CURTIN MATHESON SCIENTIFIC, INC.	10,358	9,923	435	0
CURTIS FLUID CONTROLS	1,088	1,088	0	0
CUSHCRAFT CORP.	1,256	1,256	0	0
CUSHMAN ENGINEERING CO.	61,315	61,315	0	61,315
CUSTER, MATTHEW	42,804	42,804	0	42,804
CUSTOM CONTROLS CO.	4,566	0	4,566	0
CUSTOM CRAFT FIXTURES	5,178	5,178	0	5,178
CUSTOM ELECTRONICS, INC.	133,256	133,256	0	0
CUSTOM GLASS SHOP, THE	1,664	1,664	0	0
CUSTOM INDUSTRIAL RACK CO.	4,900	0	4,900	0
CUSTOMCRAFT FIXTURES, INC.	3,631	3,631	0	3,631
CUTTER FLYING SERVICE	10,162	10,162	0	10,162
CUTTING EDGE TECHNOLOGY	2,264	0	2,264	0
CVI LASER CORP.	348,080	232,748	115,332	224,383
CVI, INC.	3,700	3,700	0	0
CXSOFT	5,895	5,895	0	0
CYBER RESEARCH, INC.	19,819	17,597	2,222	0
CYBERIAN OUTPOST	1,675	1,675	0	0
CYBERMAX COMPUTERS, INC.	4,800	4,800	0	0
CYBERMOTION, INC.	206,508	206,508	0	0
CYBERNET SYSTEMS CORP.	49,900	49,900	0	0
CYBERNETICS, INC.	1,750	1,225	525	0
CYBEX CORP.	3,400	2,655	745	0
CYCLA CORP.	138,792	138,792	0	0
CYLINK CORP.	4,180	4,180	0	0
CYNOSURE, INC.	5,000	5,000	0	0
CYPRESS SEMICONDUCTOR CORP.	1,100	1,100	0	0
CYTEC CORP.	6,970	4,100	2,870	0
CYTEK MANUFACTURING, INC.	64,975	64,975	0	0
D&D TIRE, INC.	2,034	2,034	0	0
D&H PUMP SERVICE, INC.	7,831	7,831	0	7,831
D&J TOOL & ENGINEERING	5,530	5,530	0	0
D&M AUTO PARTS	15,625	0	15,625	0
D&R TANK CO., INC.	10,003	10,003	0	10,003
DAB ENGINEERING, INC.	12,944	12,944	0	0
DAGE MTI, INC.	44,307	44,307	0	0
DAHL, INC.	95,303	95,303	0	95,303
DAICO INDUSTRIES, INC.	5,348	5,348	0	0
DAIGGER, A. & CO., INC.	9,011	0	9,011	0
DALE ELECTRONICS, INC.	2,952	2,952	0	0
DALLAS DIGITAL CORP.	23,122	23,122	0	0
DALLASTONE, INC.	14,975	14,975	0	0
DALSA, INC.	13,000	13,000	0	0
DALY, CHRISTOPHER	12,500	12,500	0	0
DAMES & MOORE	76,792	76,792	0	76,792
DANIELS MANUFACTURING CORP.	1,214	0	1,214	0
DANKA BUSINESS SYSTEMS	31,633	31,633	0	30,310
DANLIN PRODUCTS, INC.	65,583	65,583	0	65,583
DANNEMILLER-TYSON ASSOCIATES	50,000	50,000	0	0
DANNY'S TRUE VALUE	6,403	6,403	0	0
DANTZIG, JON	1,800	1,800	0	0

Supplier Name	Total \$	SNL/NM \$	SNL/CA \$	NM \$
DARBER LIFT SYSTEMS, INC.	1,500	1,500	0	0
DARIUS, INC.	4,178	4,178	0	0
DARTMOUTH COLLEGE	96,793	96,793	0	0
DASHER, TED & ASSOCIATES	4,495	4,495	0	0
DATA COMM WAREHOUSE	27,636	15,887	11,749	0
DATA COMPOSITION, INC.	7,939	7,939	0	0
DATA ENTERPRISES OF THE NORTHWEST	8,000	0	8,000	0
DATA EXPRESS, INC.	3,848	3,848	0	0
DATA HANDLING CO., INC.	32,195	32,195	0	32,195
DATA I/O CORP.	35,100	35,100	0	0
DATA MANAGEMENT SYSTEMS, LTD.	28,682	28,682	0	28,682
DATA MEMORY SYSTEMS, INC.	15,397	15,397	0	0
DATA PHYSICS CORP.	4,455	4,455	0	0
DATA PRO CORP.	24,547	24,547	0	0
DATA PROOF	3,090	3,090	0	0
DATA RECOGNITION CORP.	4,445	4,445	0	0
DATA RECOVERY LABS	2,500	2,500	0	0
DATA SEARCH ASSOCIATES	3,275	3,275	0	0
DATA SWITCH CORP.	20,836	20,836	0	0
DATA TERMINAL SERVICE, INC.	6,831	6,831	0	6,831
DATA TRANSLATION, INC.	16,761	5,365	11,396	0
DATA VIEWS CORP.	6,900	6,900	0	0
DATABRICK SYSTEMS	2,120	2,120	0	0
DATA CARD	54,356	2,500	51,856	0
DATACHEM SOFTWARE, INC.	1,210	1,210	0	0
DATACUBE, INC.	91,200	91,200	0	0
DATAFORTH CORP.	8,003	0	8,003	0
DATA-LINE OFFICE SYSTEMS	3,744	3,744	0	3,744
DATALINK	2,690	2,690	0	0
DATAMAN	4,241	4,241	0	0
DATAMETRICS CORP.	139,700	139,700	0	0
DATAPLEX CORP.	65,000	65,000	0	65,000
DATAPRINT CORP.	1,895	0	1,895	0
DATAPRO INFORMATION SERVICES GROUP	5,477	5,477	0	0
DATARAM CORP.	9,584	9,584	0	0
DATASONIX	2,217	2,217	0	0
DATASTREAM SYSTEMS	3,215	3,215	0	0
DATATAPE, INC.	66,868	0	66,868	0
DATA-TECH INSTITUTE	2,124	2,124	0	0
DATAWATCH CORP.	1,180	1,180	0	0
DATEL, INC.	30,662	27,938	2,724	0
DATUM, INC.	45,541	38,246	7,295	1,660
DAVECO AWNING CO.	2,100	2,100	0	2,100
DAVECO INDUSTRIES, INC.	62,508	62,508	0	0
DAVE'S COMPUTER RESOURCE	15,680	15,680	0	15,680
DAVEY TREE	1,248	0	1,248	0
DAVIDSON OPTRONICS, INC.	1,495	1,495	0	0
DAVILA, FIDEL, MD.	34,718	34,718	0	0
DAVIS AUDIO-VISUAL, INC.	72,870	72,870	0	72,870
DAVIS INSTRUMENT MANUFACTURING CO., INC.	8,447	8,447	0	0
DAVIS INSTRUMENTS	5,717	5,717	0	0
DAVIS & ASSOCIATES, INC.	4,000	4,000	0	4,000
DAVISON ELECTRONICS, INC.	2,000	2,000	0	0
DAWN SATELLITE	6,376	6,376	0	0
DAWN TECHNOLOGIES, INC.	6,020	6,020	0	0
DAWN VME PRODUCTS	1,920	1,920	0	0
DAWSON, DOUGLAS C.	25,000	25,000	0	0
DAWSON, PAUL	15,000	0	15,000	0
DAYSTAR, INC.	30,067	30,067	0	30,067

Supplier Name	Total \$	SNL/NM \$	SNL/CA \$	NM \$
DAY-TIMERS, INC.	1,046	1,019	27	0
DAYTRONIC CORP.	7,232	0	7,232	0
DB CONTROL	4,100	4,100	0	0
DBA SYSTEMS, INC.	5,124	5,124	0	0
DB-TECH, INC.	1,740	1,740	0	0
DBX ENGINEERING	12,200	12,200	0	0
DC DRIVES	4,119	4,119	0	0
D-C DUST CONTROL LLC	14,892	14,892	0	14,892
DC SCIENTIFIC	3,060	3,060	0	3,060
DCI, INC.	2,066	2,066	0	0
DCM CORP.	98,329	98,329	0	98,329
DC-PRO	1,660	1,360	300	0
DE LA PORTE & ASSOCIATES, INC.	282,411	262,311	20,100	282,411
DE MARSILY, GHISLAIN	50,000	50,000	0	0
DEAN'S LUMBER	28,054	0	28,054	0
DEAN, SUSAN J.	1,500	1,500	0	1,500
DEARBORN GROUP, INC., THE	1,395	1,395	0	0
DECISION ONE	5,589	5,589	0	3,984
DECISIONONE CORP.	10,000	10,000	0	0
DECKER INDUSTRIES	22,030	22,030	0	0
DECOM SYSTEMS, INC.	146,835	73,335	73,500	0
DEERE & CO.	58,618	58,618	0	0
DEFINED IMAGES	2,260	0	2,260	0
DEGROOT, DR. JOHN S.	10,000	10,000	0	0
DEH PRINTED CIRCUITS, INC.	23,772	23,772	0	0
DEL ELECTRONICS CORP.	15,032	12,500	2,532	0
DEL MAR/AVIONICS	15,500	15,500	0	0
DEL RIO ENTERPRISES, INC.	46,387	46,387	0	46,387
DELATECH, INC.	64,433	64,433	0	0
DELL COMPUTER CORP.	1,189	320	869	0
DELL MARKETING	350,094	315,672	34,422	0
DELNETICS	4,920	0	4,920	0
DELORME MAPPING	4,655	4,655	0	0
DELTA ELECTRONICS MANUFACTURING CORP.	1,673	1,673	0	0
DELTA F CORP.	8,760	2,610	6,150	0
DELTA MICROWAVE	8,750	8,750	0	0
DELTA UNIFORM & LINEN	11,839	11,839	0	11,839
DELTEC ELECTRONICS CORP.	9,135	9,135	0	0
DELTECH, INC.	1,104	1,104	0	0
DELTRONIC CRYSTAL INDUSTRIES, INC.	7,820	5,820	2,000	0
DENEB ROBOTICS, INC.	139,150	139,150	0	0
DENISH, HERBERT M. & ASSOCIATES, INC.	70,000	70,000	0	70,000
DENNIS TOOL CO.	25,000	25,000	0	0
DENSAND, INC.	4,609	4,609	0	4,609
DENTON VACUUM, INC.	87,161	86,666	495	0
DENTSPLY	1,224	1,224	0	0
DENVER POTTERY CO.	1,165	1,165	0	0
DEPCO PUMP CO.	2,170	0	2,170	0
DEPRAG, INC.	8,721	8,721	0	0
DERR ENTERPRISES	110,000	110,000	0	110,000
DESERT ANALYTICS	4,000	4,000	0	0
DESERT DRILLING FLUIDS	2,021	2,021	0	2,021
DESERT GLASS WORKS, INC.	11,175	11,175	0	0
DESERT PAPER & ENVELOPE CO., INC.	13,645	13,645	0	13,645
DESERT SKY SOFTWARE, INC.	1,101	1,101	0	0
DESIGN AUTOMATION	5,846	5,846	0	0
DESIGN COLLABORATIVE SOUTHWEST, INC.	100,000	100,000	0	100,000
DESIGN DATA SYSTEMS	30,585	30,585	0	0
DESIGN PLUS	2,000	0	2,000	0

Supplier Name	Total \$	SNL/NM \$	SNL/CA \$	NM \$
DESIGN SILK SCREEN PRINTERS	1,209	1,209	0	1,209
DESIGN SYNTHESIS, INC.	2,000	2,000	0	0
DESIGN TRAINING COLLABORATIVE	2,000	2,000	0	2,000
DESIGN WORKSHOP	12,495	12,495	0	0
DESIGNATRONICS, INC.	1,720	1,569	151	0
DESIGNED POWER ASSOCIATES	9,465	9,465	0	9,465
DESPATCH INDUSTRIES, INC.	4,635	4,635	0	0
DETECTOR TECHNOLOGY	5,090	5,090	0	0
DETORONICS CORP.	21,000	21,000	0	0
DETTMANN, DAVID B., SR.	10,265	10,265	0	10,265
DEUTSCH TECH RESEARCH	4,070	0	4,070	0
DEVELOPMENT TECHNOLOGY LABS, INC. (DTLI)	4,950	4,950	0	4,950
DEVOE & MATTHEWS LC	235,000	235,000	0	0
DEWBLIN CO.	1,278	1,278	0	0
DEXTER CORP., THE	8,339	8,045	294	0
DH INSTRUMENTS, INC.	4,862	4,862	0	0
DH TECHNOLOGY	1,569	1,569	0	0
DIAB DATA	9,240	9,240	0	0
DIAGRAPH CORP.	3,919	3,919	0	0
DIALOGIC COMMUNICATIONS CORP.	1,273	0	1,273	0
DIAMOND METAL WORKS	2,120	2,120	0	0
DIAMOND MICRO SOLUTIONS	1,195	0	1,195	0
DIAMOND PRESS, INC.	4,073	3,912	161	4,073
DIAMOND SYSTEM CORP.	2,437	2,437	0	0
DIANO CORP.	3,000	3,000	0	0
DICKSON CO., THE	2,251	2,221	30	0
DICTAPHONE CORP.	5,724	2,936	2,788	1,568
DIEDE CONSTRUCTION, INC.	1,254,132	0	1,254,132	0
DIEMER CONSTRUCTION CO., INC.	3,400	0	3,400	0
DIETERICH-POST CO.	2,145	0	2,145	0
DIGI INTERNATIONAL, INC.	6,157	6,157	0	0
DIGI-KEY CORP.	32,592	27,075	5,517	0
DIGIRAD	6,600	0	6,600	0
DIGI-SPEC CORP.	13,035	13,035	0	0
DIGITAL ENVIRONMENTAL SYSTEMS, INC.	8,872	8,872	0	8,872
DIGITAL EQUIPMENT CORP.	5,613,340	5,454,341	159,000	5,438,967
DIGITAL INSTRUMENTATION TECHNOLOGY, INC. (DIT)	3,179	994	2,185	3,179
DIGITAL INSTRUMENTS, INC.	353,540	344,500	9,040	0
DIGITAL OCEAN	6,250	6,250	0	0
DIGITAL PC SERVICE CENTER	1,850	1,850	0	1,850
DIGITAL SYSTEMS RESEARCH	34,000	0	34,000	0
DIGITAL TECHNOLOGY, INC.	48,462	28,512	19,950	0
DIGITAL WIRELESS CORP.	7,720	7,720	0	0
DIGITAPE SYSTEMS	4,426	4,426	0	0
DIGITEK ONLINE	2,200	0	2,200	0
DIGITool, INC.	1,000	1,000	0	0
DILLON PRECISION	1,139	1,139	0	0
DIMENSIONAL CONTROL CORP.	2,747	0	2,747	0
DIMETRICS INC./TALLEY INDUSTRIES	35,411	35,411	0	0
DIONEX CORP.	236,937	194,563	42,374	0
DIONICS, INC.	3,628	3,628	0	0
DIPIX TECHNOLOGIES, INC.	10,740	4,645	6,095	0
DIP, INC.	3,650	3,650	0	0
DIRECT CONNECTION	4,999	4,999	0	0
DIRECT DATA STORAGE	3,329	3,329	0	0
DIRECT POWER & WATER CORP.	3,103	3,103	0	3,103
DIRECT SAFETY CO.	1,792	1,792	0	0
DIRECTED ENERGY, INC.	4,180	3,930	250	0

Supplier Name	Total \$	SNL/NM \$	SNL/CA \$	NM \$
DIRECTED PERCEPTION	28,512	28,512	0	0
DIRECTIONAL DESIGN	18,451	18,451	0	18,451
DIRECTWAVE	4,060	4,060	0	0
DIRT CHEAP DRIVES	11,233	8,149	3,084	0
DISCO DISPLAY HOUSE, INC.	1,385	1,385	0	1,385
DISPLAYTECH, INC.	1,470	0	1,470	0
DISTRIBUTED SIMULATION TECHNOLOGY, INC.	1,000	0	1,000	0
DITCH WITCH OF TULSA	2,500	2,500	0	0
DIVELY SCALE CO., INC.	21,471	21,471	0	21,471
DIVERSIFIED TECHNOLOGY, INC.	24,484	14,212	0	0
DIVERSIFIED WIRE & CABLE	1,890	1,890	0	0
DIVERSUS, INC.	1,064,750	1,064,750	0	1,064,750
DIXON PAPER CO., INC.	285,240	285,240	0	285,240
DIXSON, INC.	9,860	9,860	0	0
DL INSTRUMENTS	3,195	3,195	0	0
DLM MACHINING	1,315	1,315	0	1,315
DLT SOLUTIONS, INC.	89,461	66,650	22,811	2,083
DMA TECHNOLOGIES, INC.	1,000	1,000	0	0
DOALL	62,754	55,864	6,890	55,864
DODSON, WILLIAM H.	6,500	6,500	0	6,500
DOLAN-JENNER INDUSTRIES, INC.	1,490	1,490	0	0
DOLCE, SANDERS	1,666	1,666	0	1,666
DOLCH COMPUTER SYSTEMS	35,607	35,607	0	0
DOMINAR, INC.	2,100	2,100	0	0
DOM'S SURPLUS	1,304	0	1,304	0
DOORN, JAMES A.	94,950	94,950	0	94,950
DORNFELD, DR. DAVID	33,978	0	33,978	0
DOTY SCIENTIFIC, INC.	56,188	56,188	0	0
DOUGLAS ENGINEERING CO.	67,493	67,493	0	0
DOURON, INC.	2,687	2,687	0	2,687
DOVER RESOURCES, INC.	2,349	0	2,349	0
DOW CHEMICAL CO.	3,813	1,050	2,763	0
DOWCRAFT CORP.	2,139	2,139	0	0
DOWKEY MICROWAVE	66,960	66,960	0	0
DOWNEY, ALLEN	1,070	1,070	0	0
DP ELECTRONICS	20,124	20,124	0	0
DP ENTERPRISES, INC.	5,994,972	5,994,764	209	5,994,972
DR CONSULTANTS	14,219	14,219	0	14,219
DRA SOFTWARE TRAINING CENTER	3,750	3,750	0	0
DRAGON SYSTEMS	3,280	3,280	0	0
DRANETZ TECHNOLOGIES, INC.	21,640	21,640	0	0
DRAPERIES BY ADELA	5,675	5,675	0	5,675
DREBINGER, JOHN	1,200	1,200	0	0
DREXEL UNIVERSITY	100,000	0	100,000	0
DRIVE SAVERS	8,130	4,600	3,530	0
DRUCK, INC.	13,847	13,847	0	13,547
DRUMMOND, GARRETT B.	2,000	0	2,000	0
DRYDEN ENGINEERING CO., INC.	18,899	18,899	0	0
DSP DEVELOPMENT CORP.	10,940	10,940	0	0
DSP RESEARCH	8,985	8,985	0	0
DSP TECHNOLOGY, INC.	31,375	23,850	7,525	0
DSPACE, INC.	55,639	55,639	0	0
DTM CORP.	71,256	71,256	0	0
DTP DIRECT	10,907	4,999	5,908	0
DUDLEY, VERNON	5,000	5,000	0	5,000
DUFFY, TOM CO.	3,262	0	3,262	0
DUGMORE & DUNCAN OF CALIFORNIA, INC.	19,324	19,324	0	0
DUKANE CORP.	1,275	1,275	0	0
DUKE CITY DISTRIBUTING CO., INC.	110,510	110,510	0	110,510

Supplier Name	Total \$	SNL/NM \$	SNL/CA \$	NM \$
DUKE CITY FIRE & POLICE EQUIPMENT	6,247	6,247	0	6,247
DUKE CITY STUDIOS	3,887	3,887	0	3,887
DUKE ENGINEERING & SERVICES	51,750	51,750	0	0
DUKE MAINTENANCE, INC.	69,000	69,000	0	69,000
DUKE SCIENTIFIC CORP.	1,385	1,385	0	0
DUKE UNIVERSITY	59,961	59,961	0	0
DUMEL CORP.	1,397	0	1,397	0
DUN & BRADSTREET, INC.	16,961	16,961	0	0
DUNIWAY STOCKROOM CORP.	15,794	4,372	11,422	0
DUPONT DE NEMOURS, E. I. & CO., INC.	401,282	396,392	4,890	0
DUPONT ELECTRONICS	17,978	17,978	0	0
DURALAB EQUIPMENT CORP.	17,670	0	17,670	0
DURO-TEST CORP.	21,285	21,285	0	0
DWYER INSTRUMENTS, INC.	4,321	3,295	1,026	0
DY 4 SYSTEMS, INC.	155,698	155,698	0	0
DY-4 SYSTEMS, INC.	15,650	15,650	0	0
DYCAM, INC.	1,440	0	1,440	0
DYMA ENGINEERING, INC.	112,391	112,391	0	112,391
DYNA CORP.	1,657	1,657	0	0
DYNAIR ELECTRONICS, INC.	10,366	10,366	0	0
DYNAMIC COMPUTER PRODUCTS	5,568	5,568	0	0
DYNAMIC RESEARCH CORP.	3,900	3,900	0	0
DYNAMIC SCIENCES, INC.	21,169	21,169	0	0
DYNAMIC SYSTEMS, INC.	37,169	1,255	35,914	0
DYNAOPTIC MOTION	1,800	1,800	0	0
DYNAPOWER CORP.	146,780	146,780	0	0
DYNASEN, INC.	29,058	29,058	0	0
DYNASIL CORP. OF AMERICA	1,029	1,029	0	0
DYNATECH TACTICAL COMMUNICATIONS, INC. (DTC)	3,095	3,095	0	0
DYNATHERM CORP.	80,500	80,500	0	0
DYNATRONIX, INC.	1,930	1,930	0	0
DZ & FM MARINE ELECTRICAL, INC.	4,720	4,720	0	0
DZIAK, JACK J.	3,000	3,000	0	0
E&A INTERNATIONAL	10,092	10,092	0	10,092
E&M INTERNATIONAL	3,077	3,077	0	3,077
E&M SALES, INC.	13,796	13,796	0	13,796
E2 CONSULTING	5,800	5,800	0	0
E3 SYSTEMS	2,125	2,125	0	0
EAGAN-MCALLISTER ASSOCIATES, INC.	49,892	49,892	0	0
EAGLE POINT	8,200	8,200	0	0
EAGLE WIRE OF TEXAS	8,378	8,378	0	0
EAGLE-PICHER INDUSTRIES, INC.	349,908	346,933	2,975	0
EAGLEWARE	12,010	12,010	0	0
EALING ELECTRO-OPTICS, INC.	19,923	17,053	2,870	0
EASI	4,475	4,475	0	4,475
EASTLER, DR. THOMAS E.	50,000	50,000	0	0
EASTMAN	2,882	0	2,882	0
EASTMAN KODAK CO.	144,129	128,710	15,418	5,495
EATON CORP.	14,845	4,785	10,060	0
EBARA TECHNOLOGIES, INC.	13,583	12,033	1,550	0
EBERLINE INSTRUMENT CORP.	160,611	160,611	0	160,611
ECHELON	20,675	20,675	0	0
ECHOTEK CORP.	1,000	1,000	0	0
ECKERMAN, DR. KEITH F.	15,000	15,000	0	0
ECKSTEIN, JONATHAN	8,000	8,000	0	0
ECODYNAMICS RESEARCH ASSOCIATES, INC.	899,099	899,099	0	899,099
ECOLOGICAL PLANNING & TOXICOLOGY, INC. (EPT)	185,000	185,000	0	0

Supplier Name	Total \$	SNL/NM \$	SNL/CA \$	NM \$
ECONOMY STEEL	1,178	1,178	0	0
ECW ENTERPRISES, INC.	4,358	0	4,358	0
EDDINGTON THREAD MANUFACTURING CO.	3,730	3,730	0	0
EDDLEMAN INDUSTRIES, INC.	6,844	6,666	178	6,844
EDGEMARK SYSTEMS	190,826	2,584	188,242	0
EDI CORP.	1,035	1,035	0	0
EDI PARTNERS, LTD.	3,375	3,375	0	0
EDL DISPLAYS, INC.	8,390	8,390	0	0
EDLER INDUSTRIES, INC.	1,826	1,826	0	0
EDLOW INTERNATIONAL CO.	30,000	30,000	0	0
EDM SUPPLIES, INC.	4,778	103	4,674	0
EDMONDS, KRISTA	50,000	50,000	0	50,000
EDMUND SCIENTIFIC CO.	36,636	28,558	8,078	0
EDTECH	13,691	0	13,691	0
EDTEK, INC.	126,313	126,313	0	0
EDUCALC	2,026	2,026	0	0
EDUCATIONAL INDUSTRIAL SYSTEMS, INC. (EISI)	48,905	0	48,905	0
EDUCATIONAL SERVICES INSTITUTE (ESI)	47,500	47,500	0	0
EDWARD'S HEAT TREATING SERVICE	3,315	0	3,315	0
EDWARD'S HIGH VACUUM, INC.	45,523	45,523	0	0
EEV, INC.	1,400	1,400	0	0
EFFICIENT NETWORKS	2,600	0	2,600	0
EFFICIENT SYSTEMS, INC.	67,717	0	67,717	0
EFI CORP.	74,350	0	74,350	0
EFREMOV, D. V. SCIENTIFIC RESEARCH INSTITUTE OF ELECTROPHYSICAL APPARATUS, THE	28,900	28,900	0	0
EG SOFTWARE	1,196	1,196	0	0
EGGELHOF, INC.	157,783	157,783	0	157,783
EGGHEAD SOFTWARE	15,489	9,233	6,256	1,422
EGOLTRONICS CORP.	4,917	4,917	0	0
EG&G ASTROPHYSICS RESEARCH CORP.	10,402	10,402	0	0
EG&G CANADA, LTD.	10,370	9,680	690	0
EG&G FLOW TECHNOLOGY	2,912	2,912	0	0
EG&G INSTRUMENTS, INC.	44,120	44,120	0	0
EG&G JUDSON	4,340	4,340	0	0
EG&G MANAGEMENT SYSTEMS, INC.	1,132,144	1,132,144	0	1,132,144
EG&G NUCLEAR INSTRUMENTS	44,760	35,030	9,730	0
EG&G ORTEC	212,217	41,126	171,091	0
EG&G STAR CITY, INC.	787,411	787,411	0	0
EICHROM INDUSTRIES, INC.	3,606	3,606	0	0
EIDSON STEEL PRODUCTS	2,153	2,153	0	2,153
80/20, INC.	7,034	6,856	179	0
EIS INTERNATIONAL	107,112	107,112	0	0
EKC TECHNOLOGY, INC.	7,672	7,672	0	0
ELASTOTECH SOUTHWEST	4,440	4,440	0	4,440
ELCOM, INC.	1,614	1,614	0	0
ELDEC CORP.	2,855	2,855	0	0
ELDER, NEIL & ASSOCIATES, INC.	16,402	16,402	0	16,402
ELDORADO TOOL & MANUFACTURING CORP.	8,600	0	8,600	0
ELECT AIR	1,836	0	1,836	0
ELECTRIC MELTING SERVICES	1,550	1,550	0	0
ELECTRIC MOTOR CO., INC.	4,444	4,444	0	4,444
ELECTRIC SUPPLY CO., INC.	43,039	43,039	0	43,039
ELECTRIC VEHICLES OF AMERICA	1,590	1,590	0	0
ELECTRICAL EQUIPMENT TESTING	4,556	4,556	0	0
ELECTRICAL INSTRUMENT SERVICE, INC.	3,000	3,000	0	0
ELECTRICAL INSULATION SUPPLIERS (EIS)	7,322	6,936	386	0
ELECTRICAL PRODUCTS CO. OF NEW MEXICO, INC.	17,811	17,811	0	17,811

Supplier Name	Total \$	SNL/NM \$	SNL/CA \$	NM \$
ELECTRICAL SYSTEMS ANALYSIS, INC.	14,148	14,148	0	0
ELECTRO FAB	37,266	37,266	0	37,266
ELECTRO GLASS PRODUCTS	1,166	1,166	0	0
ELECTRO MECHANICAL SERVICES	26,126	26,126	0	26,126
ELECTRO OPTICAL INDUSTRIES, INC.	410,505	410,505	0	0
ELECTRO OPTICAL PRODUCTS	1,835	0	1,835	0
ELECTRO OPTICS TECHNOLOGY, INC.	6,805	3,955	2,850	0
ELECTRO PLATE CIRCUITRY, INC.	19,312	19,312	0	0
ELECTRO-COMM DISTRIBUTING, INC.	2,126	2,126	0	0
ELECTRODE CORP.	2,575	2,575	0	0
ELECTROGLAS	1,297	1,297	0	0
ELECTROGLAS, INC.	15,632	15,632	0	0
ELECTROGRAPH SYSTEMS	2,100	0	2,100	0
ELECTROGRIP	1,740	0	1,740	0
ELECTROMAGNETIC SCIENCES, INC. (EMS)	4,000	4,000	0	0
ELECTRO-METRICS, INC.	24,950	0	24,950	0
ELECTROMOTIVE FABRICATIONS, INC.	91,616	0	91,616	0
ELECTRON BEAM INDUSTRIES	7,370	7,370	0	0
ELECTRON OPTICS	1,200	1,200	0	0
ELECTRONIC DATA SYSTEMS CORP.	3,510	3,510	0	0
ELECTRONIC DEVELOPMENT CORP.	1,274	1,274	0	0
ELECTRONIC DEVICES CO., INC.	30,240	30,240	0	30,240
ELECTRONIC INDUSTRIES QUALITY REGISTRY	15,000	15,000	0	0
ELECTRONIC MEASUREMENTS, INC.	6,650	6,650	0	0
ELECTRONIC PARTS CO., INC.	65,769	65,769	0	65,769
ELECTRONIC SYSTEMS INTERNATIONAL	5,649	5,649	0	5,649
ELECTRONIC SYSTEMS USA	17,805	17,805	0	0
ELECTRONIC TOOL CO., INC.	2,296	0	2,296	0
ELECTRONICS SPACE PRODUCTS, INC. (ESPI)	1,686	1,294	392	0
ELECTRONICS SYSTEM TECHNOLOGY (EST)	2,275	0	2,275	0
ELECTRO-OPTICAL SERVICES, INC.	2,400	2,400	0	0
ELECTROPHYSICS CORP.	1,310	0	1,310	0
ELECTRORACK PRODUCTS CO.	44,107	36,553	7,554	0
ELECTROSCAN CORP.	38,487	0	38,487	0
ELECTROSPACE SYSTEMS, INC.	18,000	18,000	0	0
ELECTRO-TEC CORP.	74,000	74,000	0	0
ELECTRO-TEST, INC.	3,500	3,500	0	3,500
ELEK-TEK	1,278	538	740	0
ELF ATOCHEM	1,050	1,050	0	0
ELGAR CORP.	14,168	14,168	0	3,820
ELI, INC.	14,540	14,540	0	0
ELKINS INSTITUTE	9,850	9,850	0	0
ELLEN EQUIPMENT CO.	107,958	107,958	0	107,958
ELLEN IRRIGATION CORP.	2,477	2,477	0	2,477
ELLIOTT CO.	1,979	1,979	0	0
ELMA ELECTRONIC, INC.	7,334	4,507	2,827	0
ELNIK SYSTEMS	2,960	2,960	0	0
ELSEVIER SCIENCE PUBLISHING CO., INC.	2,236	2,236	0	0
ELTEC INSTRUMENTS, INC.	4,185	4,185	0	0
EM INDUSTRIES, INC.	6,228	6,228	0	0
EM RESEARCH ENGINEERING, INC.	46,618	46,618	0	0
EM SCIENCE	2,609	2,609	0	0
EMASS	19,254	1,320	17,934	0
EMBARCADERO TECHNOLOGIES	8,905	8,006	899	0
EMBEDDED SUPPORT TOOLS CORP. (EST)	3,700	3,700	0	0
EMCORE CORP.	43,527	43,527	0	0
EMED CO., INC.	3,546	2,223	1,323	0
EMERALD SYSTEMS CORP.	5,625	5,625	0	0

Supplier Name	Total \$	SNL/NM \$	SNL/CA \$	NM \$
EMERGENCY LIGHTING EQUIPMENT SERVICE CO. (ELESCO)	1,000	0	1,000	0
EMERGENCY MEDICAL PRODUCTS	1,120	1,120	0	0
EMERGENCY PREPAREDNESS INFORMATION CENTER	3,530	0	3,530	0
EMJ AMERICA	7,533	7,533	0	0
EMORY UNIVERSITY	50,000	0	50,000	0
EMPAK, INC.	3,972	3,972	0	0
EMPIRE SAFETY	4,125	0	4,125	0
EMS TECHNOLOGIES, INC.	1,541,900	1,541,900	0	0
EMT, INC.	1,279	1,279	0	0
EMULATION TECHNOLOGY, INC.	5,636	4,571	1,065	0
EN 'URGA, INC.	33,800	33,800	0	0
ENCLOSURE TECHNOLOGIES, INC.	2,533	2,533	0	0
ENCO MANUFACTURING CO.	8,739	6,052	2,687	0
ENCOMIUM DATA INTERNATIONAL (EDI)	41,932	41,932	0	0
ENCOTEC, INC.	495,000	495,000	0	0
ENCYCLOPEDIA BRITANNICA EDUCATIONAL CORP.	9,236	898	8,338	0
ENDEAN SIGN CO.	1,430	1,430	0	1,430
ENDEVCO CORP.	214,203	190,791	23,411	0
ENDRESS & HAUSER, INC.	1,305	1,305	0	0
ENERGETICS, INC.	45,000	45,000	0	0
ENERGY BALANCE, INC.	70,000	70,000	0	70,000
ENERGY EFFICIENCY SYSTEMS, INC.	6,705	0	6,705	0
ENERGY & ENVIRONMENTAL RESEARCH CORP. (EER)	268,750	0	268,750	0
ENERSOL ASSOCIATES, INC.	85,000	85,000	0	0
ENER-TECH AUTOMATED CONTROL SYSTEMS, INC.	5,000	5,000	0	5,000
ENGELHARD CORP.	1,831	600	1,231	0
ENGINEERED DATA PRODUCTS	9,996	9,996	0	9,996
ENGINEERED EQUIPMENT, INC.	56,445	56,445	0	56,445
ENGINEERED PACKAGING SOLUTIONS	5,552	0	5,552	0
ENGINEERING ANALYSIS, INC.	30,020	30,020	0	0
ENGINEERING ANIMATION	60,668	27,214	33,454	0
ENGINEERING COMPUTER OPTECNOMICS, INC.	159,192	159,192	0	0
ENGINEERING CONSTRUCTORS, INC. (ECI)	4,310,828	4,310,828	0	4,310,828
ENGINEERING INFORMATION, INC.	4,500	4,500	0	0
ENGINEERING MACHINE TOOL MANUFACTURING & WELDING	7,792	7,792	0	7,792
ENGINEERING MECHANICS RESEARCH CORP. (EMRC)	19,848	19,848	0	0
ENGINEERING SPECIFICS ASSOCIATION	1,760	0	1,760	0
ENGIS CORP.	39,232	18,345	20,887	0
ENGLE-HART-WEST, INC.	1,241	1,241	0	0
ENGLISH ELECTRIC VALVE, INC.	1,400	1,400	0	0
ENI POWER SYSTEMS, INC.	1,389	1,389	0	0
ENMET CORP.	2,045	2,045	0	0
ENSCO WEST, INC.	13,100	13,100	0	0
ENSCO, INC.	28,124	28,124	0	0
ENSIGN-BICKFORD CO., THE	1,807,015	1,807,015	0	0
ENSYS ENVIRONMENTAL PRODUCTS	7,378	7,378	0	0
ENTEC	2,500	0	2,500	0
ENTERPRISE ELECTRICAL SERVICES, INC.	127,148	127,148	0	127,148
ENTEST	2,266	2,266	0	2,266
ENTHONE-OMI, INC.	3,628	2,809	820	0
ENTRAN DEVICES, INC.	1,975	1,975	0	0
ENTRE COMPUTER CENTER	189,844	189,844	0	189,844

Supplier Name	Total \$	SNL/NM \$	SNL/CA \$	NM \$
ENVAX PRODUCTS, INC.	17,820	17,820	0	0
ENVIRCO CORP.	28,114	28,114	0	28,114
ENVIROMETRICS, INC.	2,605	2,605	0	0
ENVIRON CORP.	34,100	34,100	0	0
ENVIRONMENTAL CONTAINER SYSTEMS, INC.	2,600	2,600	0	0
ENVIRONMENTAL DIMENSIONS, INC.	340,000	340,000	0	340,000
ENVIRONMENTAL FILTRATION, INC.	2,190	0	2,190	0
ENVIRONMENTAL INFORMATION NETWORKS	1,380	1,380	0	0
ENVIRONMENTAL INSTRUMENTS CO.	1,197	1,197	0	0
ENVIRONMENTAL MARKETING, INC.	11,028	11,028	0	0
ENVIRONMENTAL OPTICAL SENSORS	11,950	11,950	0	0
ENVIRONMENTAL RESOURCE ASSOCIATES	2,712	2,200	512	0
ENVIRONMENTAL SERVICES, INC.	60,000	60,000	0	60,000
ENVIRONMENTAL SYSTEMS RESEARCH INSTITUTE, INC. (ESRI)	68,313	68,313	0	0
ENVIRONMENTAL TECHNOLOGIES OF NEVADA, INC.	11,600	11,600	0	0
ENVIROMETRICS, INC.	2,904	2,904	0	0
ENVIROSUPPLY & SERVICE, INC.	4,198	0	4,198	0
ENVIRO-TECH SERVICES	2,230	2,230	0	0
ENVISION TECHNOLOGIES CORP.	2,858,318	2,857,661	657	2,858,318
ENVOY DATA CORP.	1,386	1,386	0	0
EOA SYSTEMS, INC.	32,905	32,905	0	0
EPE TECHNOLOGIES, INC.	21,782	21,782	0	12,011
EPITAXX, INC.	4,000	4,000	0	0
EPIX, INC.	17,795	17,795	0	0
EPPLEY LABORATORY, INC.	9,200	9,200	0	0
EPS TECHNOLOGIES, INC.	20,551	16,106	4,445	0
EQE INTERNATIONAL, INC.	100,000	100,000	0	0
EQUIPTO ELECTRONICS CORP.	11,587	11,587	0	0
ER SYSTEMS	2,820	2,820	0	2,820
ERDAS, INC.	45,875	45,875	0	0
ERDMAN'S MACHINE SHOP	2,284	2,284	0	2,284
ERG MATERIALS & AEROSPACE CORP.	6,420	5,220	1,200	0
ERGO COMPUTING, INC.	3,501	0	3,501	0
ERGUN, AYSE FUNDA	8,000	8,000	0	0
ERICSSON GENERAL ELECTRIC	1,682	0	1,682	0
ERM PROGRAM MANAGEMENT CO.	325,000	325,000	0	325,000
ERNST & YOUNG LLP	200,000	200,000	0	0
ERROR PREVENTION INSTITUTE	1,224	1,224	0	0
ES MICROWARE	11,790	11,790	0	0
ESCO PRODUCTS	28,432	8,402	20,031	0
ESCOVALE CONSULTANCY SERVICES	4,500	4,500	0	0
ESH, INC.	19,100	19,100	0	0
ESP, INC.	1,100	1,100	0	0
ESSI SYSTEMS, INC.	8,285	8,285	0	0
ESTCO ENTERPRISES, INC.	1,425	1,425	0	0
ESTI-M CO., LTD.	12,032	12,032	0	0
E-SYSTEMS, INC.	69,628	69,628	0	0
ET SYSTEMS, INC.	50,000	50,000	0	0
ETA CIRCUIT BREAKERS	4,126	157	3,969	0
ETAMIC CORP.	3,999	0	3,999	0
E-TEK DYNAMICS, INC.	2,980	2,980	0	0
ETF TECHNOLOGIES, INC.	12,640	12,640	0	12,640
EUROTHERM CONTROLS, INC.	1,075	1,075	0	0
EVAC CHAIR CORP.	2,655	2,655	0	0
EVANS CONSOLES	19,389	0	19,389	0
EVANS CO.	127,986	127,986	0	0
EVANS EAST	21,775	21,775	0	0

Supplier Name	Total \$	SNL/NM \$	SNL/CA \$	NM \$
EVANS & SUTHERLAND COMPUTER CORP.	1,286	1,286	0	0
EVANS, CHARLES & ASSOCIATES	41,200	41,200	0	0
EVANS, ROGER	1,125	0	1,125	0
EVCOR	1,219	1,219	0	1,219
EVELYN'S INTERIORS	1,032	0	1,032	0
EVERETT INDUSTRIES	1,347	1,347	0	0
EVERGREEN SYSTEMS, INC.	1,040	1,040	0	0
EVERGREEN TECHNOLOGY, INC.	2,316	0	2,316	0
EVERYWARE LLC	2,053	0	2,053	0
EVRA, INC.	1,011	192	819	0
EWING, RONALD W.	93,000	93,000	0	0
EXABYTE CORP.	1,150	1,150	0	0
EXAFS CO., THE	4,500	0	4,500	0
EXCALIBUR TECHNOLOGIES CORP.	3,000	3,000	0	0
EXCEL ELECTRICAL SUPPLY CO.	7,576	7,576	0	0
EXCEL MANUFACTURING, INC.	160,201	160,201	0	160,201
EXCEL TECHNICAL & ENVIRONMENTAL SERVICES	119,447	119,447	0	119,447
EXCEL TEMPORARY STAFFING, INC.	270,460	270,460	0	270,460
EXCEL/QUANTRONIX	4,420	4,134	286	0
EXCITON, INC.	9,911	3,416	6,494	0
EXCLAMATION PRINTING	3,419	3,419	0	3,419
EXECUTIVE SOFTWARE, INC.	8,416	8,416	0	0
EXEMPLAR LOGIC, INC.	12,000	12,000	0	0
EXFO	3,390	3,390	0	3,390
EXHIBIT DESIGN CONSULTANTS, INC.	4,871	4,871	0	4,871
EXIDE ELECTRONICS CORP.	282,752	282,474	278	275,000
EXODUS TECHNOLOGIES	1,995	1,995	0	0
EXPEDITE EDM	6,417	0	6,417	0
EXPERTSOFT CORP.	20,795	20,795	0	0
EXPERT CHOICE, INC.	1,428	833	595	0
EXPLORATION PRODUCTS	8,686	8,686	0	0
EXPRESS COPIER SERVICE	3,374	3,374	0	3,374
EXSIL, INC.	184,000	184,000	0	0
EXSYS, INC.	17,954	17,954	0	17,954
EYE ASSOCIATES OF NEW MEXICO & SOUTHWEST COLORADO, PA	10,000	10,000	0	10,000
F&J SPECIALTY PRODUCTS, INC.	17,119	17,119	0	0
FABRIC DEVELOPMENT, INC.	3,905	3,905	0	0
FACILITY INTERIORS, INC.	3,660	3,660	0	0
FAGAN, ED, INC.	5,017	4,028	989	0
FAI ELECTRONICS	7,135	7,085	50	0
FAILURE ANALYSIS ASSOCIATES	4,000	4,000	0	0
FAIRBANKS SCALES, INC.	1,338	1,338	0	0
FAIRCHILD GEN-AERO, INC.	5,539	5,539	0	0
FAKESPACE, INC.	41,420	37,500	3,920	0
FALCON SYSTEMS, INC.	331,907	286,713	45,194	0
FANCORT INDUSTRIES, INC.	24,665	24,665	0	0
FANUC ROBOTICS NORTH AMERICA, INC.	3,073	3,073	0	0
FANUC USA CORP.	1,500	1,500	0	0
FAR WEST TECHNOLOGY, INC.	9,360	9,360	0	0
FARALLON COMPUTING, INC.	1,440	0	1,440	0
FARCHAN LABORATORIES	3,000	0	3,000	0
FARGO ELECTRONICS, INC.	1,502	1,502	0	0
FARPOINT COMMUNICATIONS	1,430	1,430	0	0
FARRELL, MARK	1,000	1,000	0	1,000
FAST FORWARD VIDEO	126,400	126,350	50	0
FAST SIGNS	2,212	1,722	490	1,722
FASTENERS, INC.	2,821	2,821	0	0
FASTPULSE TECHNOLOGY, INC.	9,800	9,800	0	0

Supplier Name	Total \$	SNL/NM \$	SNL/CA \$	NM \$
FAUSKE & ASSOCIATES, INC.	21,789	21,789	0	0
FAUVER, J. N. CO.	6,590	0	6,590	0
FAXIMUM SOFTWARE	2,545	2,545	0	0
FAXITRON X-RAY CORP.	19,545	19,545	0	0
FAXON CO., THE	402,444	402,444	0	0
FEDERAL CARTRIDGE CO.	6,559	6,559	0	0
FEDERAL MEDIA, INC.	2,082	0	2,082	0
FEDERAL PRODUCTS CO.	1,433	680	753	0
FEINBERG GRADUATE SCHOOL	28,782	28,782	0	0
FELDMAN, DR. SHAI	10,000	10,000	0	0
FEMTOCHROME RESEARCH, INC.	8,500	8,500	0	0
FEMTOMETRICS	30,838	30,838	0	0
FENNELL ASSOCIATES	3,799	3,799	0	0
FERMIONICS CORP.	2,098	2,098	0	0
FERRALLI GROUP, THE	34,520	34,520	0	0
FERRELLGAS	226,839	226,839	0	226,839
FERRERI CONCRETE STRUCTURES, INC.	7,400	7,400	0	7,400
FERRISHIELD, INC.	1,519	1,519	0	325
FERRO CORP.	6,300	6,300	0	0
FERROFLUIDICS CORP.	29,095	29,095	0	0
FIBER INSTRUMENT SALES, INC.	1,056	418	638	0
FIBER MATERIALS, INC.	160,000	160,000	0	0
FIBER OPTIC CENTER, INC.	1,602	1,602	0	0
FIBER OPTIONS, INC.	66,314	52,512	13,802	0
FIBERGUIDE INDUSTRIES, INC.	11,426	11,426	0	0
FIBERLOGIC, INC.	6,376	6,376	0	6,376
FIBERTRON CORP.	17,320	16,481	839	11,977
FICO AMERICA	8,230	8,230	0	0
FIDEICOMISO DE RIESGO COMPARTIDO	396,000	396,000	0	0
FIELD PRECISION	4,999	2,500	2,499	4,999
FIELD WORKS, INC.	10,200	10,200	0	0
FIKE CORP.	5,960	5,648	312	0
FIKE METAL PRODUCTS CORP.	20,782	14,782	6,000	0
FILENET CORP.	61,000	61,000	0	0
FILTEMP SALES, INC.	6,300	6,300	0	0
FILTER SERVICE OF NEW MEXICO	5,180	5,180	0	5,180
FILTER SYSTEMS & SUPPLY	1,257	1,257	0	1,257
FILTRONETICS, INC.	19,775	19,775	0	0
FINANCIAL DYNAMICS	8,700	8,700	0	0
FINCHAM, INC.	8,550	8,550	0	8,550
FINKENBEINER, G., INC.	2,880	0	2,880	0
FINKL, A. & SONS	1,217	1,217	0	0
FINNIGAN CORP.	1,228,799	1,078,099	150,700	0
FIRE PROTECTION PUBLICATIONS	1,262	1,262	0	0
FIRETECH PRODUCTIONS	1,795	1,795	0	0
FIRING CIRCUITS, INC.	2,550	2,550	0	0
FIRMWORKS	26,625	26,625	0	0
FIRST IN NEW MEXICO	1,164	1,164	0	1,164
FIRST SOURCE INTERNATIONAL	6,208	6,208	0	0
FISCHER TECHNOLOGY, INC.	11,000	11,000	0	0
FISCHIONE, E. A. INSTRUMENTS, INC.	8,125	8,125	0	0
FISHER SCIENTIFIC CO.	3,369,441	3,342,060	27,381	71,375
FISK UNIVERSITY	19,950	0	19,950	0
FISO TECHNOLOGIES, INC.	8,127	0	8,127	0
FISONS INSTRUMENTS, INC.	56,953	22,579	34,374	0
FIVE DTECHNOLOGY	3,515	0	3,515	0
FIVE OCEANS, INC.	10,000	10,000	0	0
FIX AIR	6,497	0	6,497	0
FIXAIRE	1,050	0	1,050	0

Supplier Name	Total \$	SNL/NM \$	SNL/CA \$	NM \$
FIX, JAMES E. & ASSOCIATES	20,000	20,000	0	0
FJW OPTICAL SYSTEMS, INC.	12,814	12,814	0	0
FLANDERS FILTERS, INC.	2,625	2,625	0	0
FLASHER SUPPLY CO.	1,550	0	1,550	0
FLAT PANEL DISPLAY NEWS	1,750	1,750	0	0
FLEMING, DON D. CO., INC.	9,107	0	9,107	0
FLEXHEAD INDUSTRIES	22,700	22,700	0	0
FLEXIBLE INDUSTRIAL SYSTEMS	2,446	0	2,446	0
FLEXIBLE TECHNOLOGIES, INC.	1,615	1,615	0	0
FLINCHUM CONSTRUCTION CO., INC.	40,906	40,906	0	40,906
FLIR SYSTEMS, INC.	156,878	156,878	0	0
FLORIDA MARKETING, INC.	1,298	1,298	0	0
FLORIDA STATE UNIVERSITY	62,455	62,455	0	0
FLOW SCIENCE, INC.	10,000	10,000	0	10,000
FLOWMETRICS, INC.	1,520	0	1,520	0
FLUID CONDITIONING CO.	3,770	3,770	0	2,884
FLUID DYNAMICS INTERNATIONAL, INC.	36,667	36,667	0	0
FLUID MECHANICS VALVE CO.	1,762	1,762	0	0
FLUID METERING, INC.	2,197	2,197	0	0
FLUITRON, INC.	13,180	13,180	0	0
FLUKE CORP.	52,174	50,447	1,727	0
FLUOROCEM, LTD.	67,646	67,646	0	0
FLUOROWARE, INC.	35,947	34,336	1,611	0
FLW, INC.	1,880	0	1,880	0
FM SYSTEMS, INC.	1,450	1,450	0	0
FMC CORP.	10,480	10,480	0	0
FOCUS SOFTWARE, INC.	21,565	20,885	680	0
FOLLEY, HAROLD L.	10,330	10,330	0	10,330
FOLLSTAEDT, DIANE	1,600	1,600	0	1,600
FORE SYSTEMS, INC.	533,540	488,244	45,296	0
FOREFRONT, INC.	1,285	1,285	0	0
FOREIGN LANGUAGE SERVICES	450,000	450,000	0	0
FORENSIC ANALYTICAL SPECIALTIES, INC.	4,413	0	4,413	0
FORESTRY SUPPLIERS, INC.	3,240	3,240	0	0
FORMAN, DR. BRENDA	1,094	1,094	0	0
FORMECH, INC.	6,941	6,941	0	0
FORREST PRINTING & GRAPHICS	9,096	9,096	0	9,096
FORT WAYNE METALS	8,539	8,539	0	0
FORTNER RESEARCH	3,977	3,291	686	0
FOSTER-WHEELER DEVELOPMENT CORP.	3,635,285	0	3,635,285	0
FOSTER, L. B., INC.	23,974	23,974	0	0
FOUR CORNERS TECHNOLOGY, INC.	15,824	15,824	0	0
4PI ANALYSIS, INC.	5,450	0	5,450	0
FOXBORO CO., THE	3,662	3,662	0	0
FRACTU RESEARCH	2,290	0	2,290	0
FRAME GAME, THE	1,443	1,443	0	1,443
FRANKLIN GROUP, INC., THE	5,000	5,000	0	0
FRANKLIN QUEST CO.	25,389	16,250	9,139	0
FRANKLIN SOFTWARE, INC.	2,943	2,943	0	0
FRANKLIN, TRUMAN L.	60,000	60,000	0	60,000
FRANK-PARSONS PAPER CO., INC.	107,000	107,000	0	0
FRANKS SUPPLY CO., INC.	16,771	16,771	0	16,771
FRANKS, DR. LARRY	8,000	0	8,000	0
FRANZOY, BEVERLY	1,500	1,500	0	1,500
FRANZ, INC.	14,515	14,515	0	0
FRASER, PATRICIA	2,028	2,028	0	2,028
FRATERNAL ORDER OF POLICE LODGE #183	27,095	0	27,095	0
FRAX, INC.	6,000	6,000	0	0
FREEWAVE TECHNOLOGIES, INC.	6,165	6,165	0	0

Supplier Name	Total \$	SNL/NM \$	SNL/CA \$	NM \$
FREEWAY TRUCK DRIVING SCHOOL	2,025	2,025	0	2,025
FREQUENCY DEVICES	3,280	3,280	0	0
FREQUENCY ELECTRONICS, INC.	9,135	9,135	0	0
FRHAM SAFETY PRODUCTS, INC.	74,502	74,502	0	0
FRIENDLY COMPUTERS	2,145	2,145	0	2,145
FRISK SOFTWARE INTERNATIONAL	2,333	2,333	0	0
FROST CONTROLS, INC.	30,025	30,025	0	0
FROST & SULLIVAN, INC.	84,850	84,850	0	0
FRUEDENDAHL, ANN	50,000	0	50,000	0
FRY'S ELECTRONICS, INC.	3,734	2,796	938	0
FS INTEGRATORS, INC.	11,500	11,500	0	0
FSI INTERNATIONAL, INC.	20,982	20,982	0	0
FSR, INC.	1,134	1,134	0	0
FTP SOFTWARE, INC.	7,650	6,570	1,080	0
FTS SYSTEMS, INC.	63,108	63,108	0	0
FUJI MEDICAL SYSTEMS USA, INC.	7,121	7,121	0	0
FUJI PHOTO FILM USA, INC.	9,185	0	9,185	0
FULCRUM	4,380	4,380	0	4,380
FULL COMPASS	1,715	0	1,715	0
FULLAM, ERNEST F., INC.	1,609	1,609	0	0
FULLER-O'BRIEN PAINT	4,510	0	4,510	0
FURON CORP.	3,855	205	3,650	0
FUSION SEMICONDUCTOR SYSTEMS	29,343	29,343	0	0
FUTURE ELECTRONICS	10,844	10,844	0	0
FUTURE MICRO	3,168	3,168	0	0
G&G ANGOLA, INC.	28,570	28,570	0	0
G&G INDUSTRIAL SUPPLY CO.	19,291	19,291	0	19,291
G&O ELECTRONICS, INC.	3,000	3,000	0	0
G&S MACHINING	3,125	3,125	0	3,125
G&W ELECTRIC CO.	38,586	0	38,586	0
GABALDON PLUMBING & HEATING	119,768	119,768	0	119,768
GAISER TOOL CO.	1,081	1,081	0	0
GALACTIC INDUSTRIES CORP.	11,316	7,072	4,244	0
GALAXY COMPUTER SERVICES, INC.	9,991	9,991	0	9,991
GALBRAITH LABORATORIES, INC.	27,463	14,892	12,571	0
GALERESEARCH, INC.	1,208	1,208	0	0
GALIL MOTION CONTROL, INC.	5,580	2,045	3,535	0
GALILEO ELECTRO-OPTICS CORP.	105,330	13,625	91,705	0
GALLS, INC.	6,661	140	6,522	0
GALSON CORP.	155,000	155,000	0	0
GALSON SCIENCES, LTD.	950,000	950,000	0	0
GAMMA HIGH VOLTAGE RESEARCH, INC.	3,170	3,170	0	0
GAMMA PRODUCTS, INC.	7,680	7,680	0	0
GAMPERT TOOL & MACHINE	1,362	1,362	0	1,362
GARCIA TENT RENTAL	7,092	7,092	0	7,092
GARDENSWARTZ SPORTZ	1,370	1,370	0	1,370
GARDNER ASSOC.	1,419	0	1,419	0
GARDNER, PAUL N. CO., INC.	1,604	398	1,206	0
GARMAN SYSTEMS	3,390	3,390	0	0
GARMIN INTERNATIONAL	6,011	6,011	0	0
GARRECHT, BOB SUPPLY, INC.	20,133	20,133	0	20,133
GARRETT ELECTRONICS, INC.	2,398	2,398	0	0
GARRETT IEV	2,287	2,287	0	0
GARTNER GROUP, THE	124,902	124,902	0	65,700
GARWIN, RICHARD CONSULTING, INC.	20,000	20,000	0	0
GARY PLASTIC PACKAGING CORP.	1,027	545	482	0
GASKET PACKING SEAL SUPPLY CO. (GPS SUPPLY CO.)	6,191	6,191	0	6,191
GASONICS, INC.	2,343	2,343	0	0

Supplier Name	Total \$	SNL/NM \$	SNL/CA \$	NM \$
GASPRO	3,289	3,289	0	0
GASSER, ADOLPH, INC.	2,460	0	2,460	0
GASTECH, INC.	3,905	450	3,455	0
GATAN, INC.	164,121	125,885	38,236	0
GATEWAY 2000	1,646,819	1,450,206	196,613	0
GATEWAY PHOTONICS	2,710	2,710	0	0
GAVAZZI, CARLO, INC.	71,860	14,146	57,714	0
GAYLORD BROS., INC.	5,379	5,099	281	0
GAYNES LABS, INC.	1,630	1,630	0	0
GBS MICROPOWER SUPPLY	2,803	2,803	0	0
GC MICRO CORP.	67,430	0	67,430	0
GC VIDEO CO.	378,200	378,200	0	378,200
GCL ENVIRONMENTAL SCIENCE & ENGINEERING	25,504	25,504	0	25,504
GE CAPITAL MODULAR SPACE	44,835	22,217	22,618	22,217
GE MEDICAL SYSTEMS	244,138	244,138	0	0
GEARCON GENERAL CONTRACTORS, INC.	579,862	579,862	0	579,862
GEBCO, INC.	11,639	11,639	0	11,639
GEC MARCONI	4,999	4,999	0	0
GEC PLESSEY SEMICONDUCTORS, INC.	80,352	80,352	0	0
GELEST, INC.	1,870	200	1,670	0
GEM ROLLER CO.	23,520	23,520	0	23,520
GEMCO	13,301	13,301	0	0
GEMINI DIGITAL PRODUCTS CORP.	16,900	16,900	0	0
GEMPLUS	2,500	2,500	0	0
GENERAL ATOMICS AERONAUTICAL SYSTEMS, INC.	32,955	0	32,955	0
GENERAL DATACOMM, INC.	352,246	352,246	0	0
GENERAL DEVICES CO., INC.	6,913	6,913	0	0
GENERAL EASTERN INSTRUMENTS	8,745	8,745	0	8,745
GENERAL ELECTRIC CO.	208,068	208,068	0	95,102
GENERAL INTELLIGENT MACHINES CORP.	2,379	2,379	0	0
GENERAL MICROWAVE CORP.	8,390	8,390	0	0
GENERAL OFFICE SUPPLY CO., INC.	83,074	82,975	99	83,074
GENERAL OPTICS, INC.	5,300	0	5,300	0
GENERAL PARAMETRICS CORP.	4,725	1,269	3,456	0
GENERAL PHYSICS CORP.	454,000	249,000	205,000	300,000
GENERAL PLUMBING SUPPLY CO.	2,939	0	2,939	0
GENERAL PROCESS CONTROLS	1,624	0	1,624	0
GENERAL SCANNING, INC.	13,918	13,918	0	0
GENERAL SCIENCES, INC.	108,000	0	108,000	0
GENERAL SERVICES ADMINISTRATION	1,200	1,200	0	0
GENERAL SIGNAL CORP.	10,879	8,779	2,100	0
GENERAL SIGNAL NETWORKS	8,296	8,296	0	0
GENERAL TECHNOLOGY CORP.	2,096,719	2,096,719	0	2,096,719
GENERAL VACUUM	8,330	8,330	0	0
GENERAL VALVE CORP.	2,285	0	2,285	0
GENERAL, J. D.	154,925	0	154,925	0
GENESIS ENTERPRISES	39,324	0	39,324	0
GENEVA CORP.	45,739	45,739	0	0
GENIUS CORP.	3,500	3,500	0	0
GENTEC, INC.	5,820	5,820	0	0
GENUINE PARTS CO.	356,073	356,073	0	356,073
GENUS, INC.	356,754	356,754	0	0
GEO HILLS ASSOCIATES	41,000	41,000	0	0
GEO-CENTERS, INC.	1,685,260	1,685,260	0	1,685,260
GEOGRAPHIC PARADIGM COMPUTING	5,000	5,000	0	0
GEO-KON, INC.	45,251	45,251	0	0
GEOKON, INC.	27,453	27,453	0	0
GEOPHYSICAL SERVICES & PRODUCTS	80,501	80,501	0	0

Supplier Name	Total \$	SNL/NM \$	SNL/CA \$	NM \$
GEORGE PRODUCTS CO., INC.	18,024	18,024	0	0
GEORGIA INSTITUTE OF TECHNOLOGY	4,800	0	4,800	0
GEORGIA TECH RESEARCH CORP.	167,378	167,378	0	0
GEORGIAN ACADEMY OF SCIENCES	16,000	16,000	0	0
GEO THERMAL RESOURCES COUNCIL	5,000	5,000	0	0
GES	1,329	1,329	0	1,329
GFE METALLE UND MATERIALIEN GNBL	3,380	0	3,380	0
GGB INDUSTRIES, INC.	4,490	4,490	0	0
GIBCO	1,576	1,576	0	0
GIBELING, JEFFREY	6,000	0	6,000	0
GICHNER SHELTER SYSTEMS	68,000	68,000	0	0
GIESECKE & DEVRIENT	2,160	2,160	0	0
GIGANET, INC.	51,760	51,760	0	0
GIGA-TRONICS, INC.	16,345	16,345	0	0
GILL MARKETING CO.	2,465	2,465	0	0
GILSON CO., INC.	9,513	5,503	4,010	0
GINER, INC.	23,000	23,000	0	0
GIRIMONTE & ASSOCIATES	30,000	30,000	0	30,000
GIS/TRANS, LTD.	9,500	9,500	0	0
GIVENS ELECTRIC, INC.	262,939	0	262,939	0
GIZMO ARMY STORE	1,018	1,018	0	1,018
GLAS-COL	1,001	1,001	0	0
GLASS SHOP	4,416	4,416	0	4,416
GLENAIR, INC.	5,904	2,961	2,943	0
GLOBAL AUTOMATION, INC.	25,385	25,385	0	0
GLOBAL BUSINESS NETWORK	35,000	0	35,000	0
GLOBAL COMPUTER SUPPLIES	16,480	13,219	3,261	0
GLOBAL CONNECTIONS, INC.	2,205	1,206	999	0
GLOBAL DEVELOPMENT SERVICES, INC.	22,690	22,690	0	0
GLOBAL DISTILLATION SERVICE	6,293	0	6,293	0
GLOBAL EQUIPMENT CO.	1,486	1,486	0	0
GLOBAL INDUSTRIAL EQUIPMENT CO.	4,208	2,250	1,958	0
GLOBAL LIGHTNING TECHNOLOGIES PTY, LTD.	3,435	3,435	0	0
GLOBAL TECHNOLOGY SYSTEMS	1,840	1,840	0	0
GLOBETROTTER SOFTWARE	5,310	5,310	0	0
GM ASSOCIATES, INC.	6,253	6,057	196	0
GMS SCIENTIFIC	5,983	0	5,983	0
GMW ASSOCIATES	27,120	0	27,120	0
GNB CORP.	8,905	6,771	2,134	0
GNB TECHNOLOGIES	249,704	249,704	0	0
GOAL/QPC, INC.	7,001	6,274	727	0
GOLD TECH INDUSTRIES	2,900	2,900	0	0
GOLDEN, JEFFREY	4,866	4,866	0	0
GOLDER FEDERAL SERVICES, INC.	614,708	614,708	0	0
GOLDMAN, DR. MARVIN	15,000	15,000	0	0
GONZAGA, J. NOEL	80,000	80,000	0	0
GOOD GUYS, THE	1,996	600	1,396	0
GOODFELLOW CORP.	21,284	14,193	7,091	0
GOODMAN'S, INC.	271,985	271,985	0	271,985
GOODRICH ROOFING CO., INC.	828,718	828,718	0	828,718
GOODWAY TOOLS CORP.	3,900	3,900	0	0
GOODWIN, PAT'S OFFICE EQUIPMENT CO.	3,956	3,956	0	3,956
GORE, W. L. & ASSOCIATES, INC.	47,778	47,568	210	0
GORMAN INDUSTRIES, INC.	7,085	7,085	0	7,085
GOSNELL, J. SALES CO.	7,568	0	7,568	0
GOTTLIEB, ERIC J.	23,500	23,500	0	23,500
GOULD ELECTRONICS	6,000	6,000	0	0
GOULD, INC.	9,903	2,238	7,665	0
GOVERNMENT ACQUISITIONS, INC.	9,389	9,389	0	0

Supplier Name	Total \$	SNL/NM \$	SNL/CA \$	NM \$
GOVERNMENT INSTITUTES, INC.	2,475	998	1,477	0
GOVERNMENT MICRO RESOURCES, INC.	23,334	23,334	0	0
GOVERNMENT OF VIRGIN ISLANDS OF UNITED STATES	15,000	15,000	0	0
GOVERNMENT SCIENTIFIC SOURCE, INC.	6,902	0	6,902	0
GOVERNMENT SERVICES, INC.	70,685	70,685	0	0
GOVERNMENT TECHNOLOGY SERVICES, INC. (GTSI)	8,296	1,414	6,882	0
GOWAN CONSTRUCTION CO.	925,210	0	925,210	0
GPU NUCLEAR CORP.	20,227	20,227	0	0
GRACE, W. R. & CO.	9,577	9,577	0	0
GRADIENT TECHNOLOGIES, INC.	9,300	9,300	0	0
GRADY, KEN CO.	2,750	0	2,750	0
GRAEBER, EDWARD J.	6,000	6,000	0	6,000
GRAFOPLAST WIREMARKERS, INC.	1,965	0	1,965	0
GRAHAM'S ELECTRONICS	2,130	2,130	0	2,130
GRAHAM, DR. THOMAS W.	3,000	3,000	0	0
GRAHAM, ROBERT A.	6,979	6,979	0	6,979
GRAINGER CONSULTING	51,680	51,680	0	0
GRAINGER, W. W., INC.	137,083	105,598	31,485	77,250
GRAM, INC.	3,766,305	3,766,305	0	3,766,305
GRANDMA'S MUSIC & SOUND	27,002	27,002	0	27,002
GRANITE SEED	1,013	1,013	0	0
GRANT APPLIED PHYSICS, INC.	2,500	2,500	0	0
GRANTS STEEL SASH & DOOR, INC.	20,700	20,700	0	20,700
GRANT, JIM ASSOCIATES	7,655	7,655	0	0
GRANVILLE-PHILLIPS CO.	73,763	50,973	22,790	0
GRAPHIC DIMENSIONS	2,350	2,350	0	2,350
GRAPHITE DIE MOLD	1,040	1,040	0	0
GRAPHITE MACHINING	2,163	0	2,163	0
GRASEBY DYNAMICS, LTD.	26,119	26,119	0	0
GRASEBY INFRARED	13,625	13,325	300	0
GRASEBY OPTRONICS	8,881	8,881	0	0
GRASS VALLEY GROUP, INC.	4,860	4,860	0	0
GRAYBAR ELECTRIC CO., INC.	839,934	793,246	46,688	750,396
GRAYBOY & ASSOCIATES	19,834	19,834	0	0
GRAYCHIP	4,900	4,900	0	0
GRC INTERNATIONAL, INC.	32,240	4,500	27,740	0
GRE AMERICA, INC.	1,448	1,448	0	0
GREAT BASIN SOUTHWEST TRUCKS, INC.	40,624	40,624	0	40,624
GREAT WESTERN CHEMICAL CO.	73,392	0	73,392	0
GREATHOUSE PRODUCTIONS	22,091	22,091	0	22,091
GRECO SYSTEMS	1,345	1,345	0	0
GREEN HILLS SOFTWARE, INC.	4,860	4,860	0	0
GREEN SPRING COMPUTERS	7,990	7,990	0	0
GREEN VALLEY TRACTOR	20,930	0	20,930	0
GREENHOUSE & GARDEN SUPPLY, INC.	4,390	4,390	0	4,390
GREENSPUN, RICHARD J.	25,000	25,000	0	0
GREIF BROTHERS CORP.	9,238	0	9,238	0
GREIF, RALPH	8,000	0	8,000	0
GREINER, INC.	530,000	530,000	0	530,000
GRIGGS PRODUCTIONS	1,004	0	1,004	0
GRIGSBY, DR. JIM	12,300	12,300	0	0
GRINNELL FIRE PROTECTION CO.	6,445	0	6,445	0
GRINNELL, R. L. CORP.	2,765	2,765	0	0
GRISWOLD, GEORGE B.	5,000	5,000	0	5,000
GROGAN, DANIEL	25,000	25,000	0	0
GROUP SOLUTIONS	10,403	10,403	0	0
GROUP TECH SERVICES	1,207	1,207	0	0

Supplier Name	Total \$	SNL/NM \$	SNL/CA \$	NM \$
GROUP TECHNOLOGIES CORP.	9,470	9,470	0	0
GROVE ENGINEERING	14,665	14,665	0	0
GROWNEY, TOM EQUIPMENT CO.	32,061	32,061	0	32,061
GRUBER INDUSTRIES, INC.	17,196	17,196	0	0
GRUMMAN AEROSPACE CORP.	65,720	0	65,720	0
GSA	1,375	0	1,375	0
GSE CONSTRUCTION CO., INC.	1,104,399	0	1,104,399	0
GSE, INC.	2,965	2,965	0	0
GTE CUSTOMER NETWORKS, INC.	9,706,630	9,731,720	(25,090)	9,734,380
GTE PRODUCTS CORP.	32,798	32,398	400	0
GTE VALENITE CORP.	2,603	0	2,603	0
GTFS, INC.	6,995	0	6,995	0
GULL GROUP	159,461	159,461	0	0
GULTON INDUSTRIES, INC.	405,277	405,277	0	405,277
GURLEY PRECISION INSTRUMENTS	2,128	2,128	0	0
GUTOWSKY, PETER	5,000	5,000	0	5,000
GW COMPRESSOR REPAIR, INC.	11,970	0	11,970	0
GW ELECTRONICS, INC.	4,500	4,500	0	0
GYCOM	39,250	39,250	0	0
GYR MARKETING	60,566	0	60,566	0
H&K MANUFACTURING CO.	72,210	0	72,210	0
H&M PIPE SUPPLY	1,599	1,599	0	0
HACH CO.	10,504	514	9,990	0
HACHIGIAN, ALEXANDER	12,666	12,666	0	12,666
HADCO CORP.	67,603	67,603	0	0
HADLAND PHOTONICS, INC.	230,805	230,805	0	0
HADLEY, STEPHEN J.	2,800	2,800	0	0
HAERING, O. JOHN & ASSOCIATES	7,000	0	7,000	0
HAFER TOOL CO., INC.	4,332	0	4,332	0
HAIMSON, DR. BEZAIEL C.	24,000	24,000	0	0
HAINES, DR. MALCOM	4,960	4,960	0	0
HALE KAUAI, LTD.	1,739	1,739	0	0
HALL MACHINE & WELDING CO., INC.	75,080	75,080	0	75,080
HALL PRECISION MACHINING, INC.	33,721	33,721	0	33,721
HALLIBURTON ENERGY SERVICES	5,296	5,296	0	5,296
HALLIBURTON NUS CORP.	340,449	340,449	0	146,838
HALLMARK COMPUTER SUPPLIES	7,557	7,557	0	7,557
HALL, DR. CHARLES A.	8,500	8,500	0	8,500
HALL, DR. IRVING J.	5,000	5,000	0	5,000
HAM RADIO OUTLET	1,417	1,417	0	0
HAMAMATSU CORP.	253,178	234,591	18,587	0
HAMILTON CO.	1,013	305	708	0
HAMILTON HALLMARK	2,589	2,589	0	0
HAMILTON PRODUCTS GROUP, INC.	31,291	3,210	28,081	0
HAMILTON SORTER CO., INC.	6,673	6,673	0	0
HAMPTON UNIVERSITY	122,557	122,557	0	0
HANDAR	13,633	13,633	0	0
HANDMADE SOFTWARE	1,595	800	795	0
HANNAH-HILL, INC.	5,025	5,025	0	0
HANNAWAY, G. W. & ASSOCIATES	1,500	1,500	0	0
HANNIBAL CO.	15,857	15,857	0	0
HANN, C. L. INDUSTRIES, INC.	6,939	0	6,939	0
HANSEN, JIM	1,080	0	1,080	0
HANSON, DON C.	25,000	25,000	0	25,000
HANSON, ROY E., JR. MANUFACTURING	5,225	0	5,225	0
HARDEE, DR. HARRY C.	10,500	10,500	0	10,500
HARDINGE BROTHERS, INC.	16,332	13,382	2,950	0
HARRICK SCIENTIFIC CORP.	5,384	3,565	1,819	0
HARRINGTON INDUSTRIAL PLASTICS, INC.	32,485	15,889	16,595	15,784

Supplier Name	Total \$	SNL/NM \$	SNL/CA \$	NM \$
HARRIS CORP.	448,665	448,665	0	444,918
HARRIS DIAMOND CORP.	12,279	11,709	570	0
HARRISON CONTRACTING CO., INC.	12,396	12,396	0	12,396
HARRISON EQUIPMENT CO.	2,958,953	2,958,953	0	2,958,953
HARTDEGEN, PETER CO.	3,761	0	3,761	0
HARTMAN, WILLIAM F.	4,000	4,000	0	4,000
HARTZELL FAN	1,010	0	1,010	0
HART, JOHN & ASSOCIATES, PA	464,000	464,000	0	464,000
HARVARD HEALTH PUBLICATIONS	6,000	6,000	0	0
HARVARD THERMAL	2,590	2,590	0	0
HASKEL CONTROLS	2,081	2,081	0	0
HASKEL SUPPLY CO.	3,000	3,000	0	0
HASKELL INDIAN JR. COLLEGE	79,957	79,957	0	0
HATHAWAY CORP.	1,734	1,734	0	0
HAVERHILL CABLE & MANUFACTURING CORP.	3,500	3,500	0	0
HAWORTH, INC.	109,094	0	109,094	0
HAYNES INTERNATIONAL, INC.	2,503	2,503	0	0
HAYWARD PALLET & LUMBER	3,920	0	3,920	0
HAYWARD PIPE & SUPPLY	1,187	0	1,187	0
HAZCO SERVICES, INC.	4,479	1,279	3,200	0
HAZEN RESEARCH, INC.	12,644	0	12,644	0
HEADWAY RESEARCH, INC.	14,220	3,966	10,254	0
HEALING TOUCH AUTOMOTIVE	1,500	1,500	0	1,500
HEARLIHY & CO.	2,096	2,096	0	0
HEARST BUSINESS COMMUNICATIONS, INC.	1,300	1,300	0	0
HEARTLAND TRANSPORT	4,975	4,975	0	4,975
HEATH'S WELDING SUPPLY, INC.	2,051	0	2,051	0
HEATWAVE	3,010	0	3,010	0
HEFLIN STEEL SUPPLY CO.	37,330	37,330	0	0
HEIGHTS KEY, LOCK & SAFE, INC.	3,666	3,666	0	3,666
HEIM RECORDERS, INC.	30,800	30,800	0	0
HELBERG, KENT CONSTRUCTION	3,500	0	3,500	0
HELIX TECHNOLOGY CORP.	48,116	48,116	0	0
HELLMA CELLS, INC.	1,953	528	1,425	0
HELLMUTH, OBATA & KASSABAUM, INC.	495,000	495,000	0	0
HELLO DIRECT, INC.	5,904	5,904	0	0
HELMEL ENGINEERING PRODUCTS, INC.	49,796	0	49,796	0
HELMATE ROBOTICS, INC.	35,668	35,668	0	0
HELTON, CLINT & CO.	2,560	2,560	0	0
HELTON, JON	85,000	85,000	0	85,000
HENKEN, W. H. INDUSTRIES, INC.	6,249	6,249	0	0
HENSLIN SERVICES, INC.	30,000	30,000	0	0
HENSON, ROBERT M.	18,000	18,000	0	18,000
HERCULES HEAT TREATING	2,360	658	1,703	0
HERCULITE PRODUCTS, INC.	1,352	1,352	0	0
HERMETIC SEAL CORP.	4,623	4,623	0	0
HERRMANN, CARL ASSOCIATES, INC.	160,202	160,202	0	0
HERSTAL AUTOMATION, LTD.	19,171	19,171	0	0
HERTZ EQUIPMENT RENTAL	5,264	4,000	1,264	4,000
HESEL, KENNETH R.	22,000	22,000	0	22,000
HEURIKON CORP.	1,100	1,100	0	0
HEWLETT-PACKARD CO.	7,998,495	7,957,735	40,760	2,265,330
HEXCEL CORP.	5,360	5,360	0	0
HEXEL CORP.	444,500	384,000	60,500	0
HI Q	103,531	0	103,531	0
HI TEMP RESEARCH LAB	1,250	1,250	0	0
HIBBITT, KARLSSON & SORENSEN, INC. (HKS)	116,281	116,281	0	0
HICKMAN, W. P. SYSTEMS	4,376	4,376	0	4,376
HI-DESERT BUSINESS FORMS	1,683	1,683	0	1,683

Supplier Name	Total \$	SNL/NM \$	SNL/CA \$	NM \$
HIGH COUNTRY COATINGS	43,170	43,170	0	0
HIGH CURRENT ELECTRONICS INSTITUTE	87,812	87,812	0	0
HIGH DEFINITION SYSTEMS	10,459	4,650	5,809	0
HIGH MESA TOOLING	6,820	6,820	0	6,820
HIGH PERFORMANCE SYSTEMS, INC.	9,134	9,134	0	0
HIGH PRESSURE EQUIPMENT CO., INC.	21,542	11,458	10,083	0
HIGH SIERRA COMMUNICATIONS	2,280	2,280	0	0
HIGH TECH SERVICES, INC.	1,950	1,950	0	0
HIGH VOLTAGE COMPONENTS	1,650	1,650	0	0
HIGHLAND PHARMACY, INC.	5,000	5,000	0	5,000
HIGHSMITH, INC.	1,109	804	305	0
HIGH-TECH ASSOCIATES, INC.	121,924	121,924	0	121,924
HILL BROTHERS CONTRACTING, INC.	2,920	0	2,920	0
HILLHOUSE & ASSOCIATES	11,007	0	11,007	0
HILL, LOUIS H. CO.	5,205	0	5,205	0
HILMAN ROLLERS	1,749	1,749	0	0
HILTI, INC.	8,385	1,558	6,827	645
HINDS INSTRUMENTS, INC.	6,210	6,210	0	0
HIP	1,300	0	1,300	0
HIPOTRONICS, INC.	15,450	15,450	0	0
HIRSCH ELECTRONICS CORP.	363,097	363,097	0	0
HISCO	1,052	1,052	0	0
HISEC, INC.	31,622	31,622	0	31,622
HITACHI AMERICA, LTD.	45,472	45,472	0	0
HITACHI CABLE AMERICA, INC.	3,988	3,988	0	0
HITACHI INSTRUMENTS, INC.	89,477	79,287	10,190	0
HITCHCOCK INDUSTRIES, INC.	24,888	0	24,888	0
HI-TECH CERAMICS, INC.	6,840	6,840	0	0
HI-TECH, INC.	6,731	6,731	0	6,731
HITITE MICROWAVE	1,500	1,500	0	0
HJG, INC.	50,000	0	50,000	0
HOBART CORP.	2,907	2,907	0	2,907
HOBART LASER PRODUCTS, INC.	30,000	30,000	0	0
HOBART, DR. DAVID E.	6,000	6,000	0	0
HOECHST CELANESE CORP.	1,734	1,734	0	0
HOLBROOK'S DEVELOPMENT & MANUFACTURING CO.	104,209	0	104,209	0
HOLIDAY INN PYRAMID	1,600	1,600	0	1,600
HOLLOWAY, GILBERT N.	2,000	2,000	0	2,000
HOLMAN'S OF NEVADA, INC.	46,899	46,899	0	0
HOLMAN'S, INC.	55,500	55,500	0	55,500
HOLMES & NARVER, INC.	1,390,000	1,390,000	0	1,390,000
HOLSTON DEFENSE CORP.	129,520	129,520	0	0
HOLSWADE, KAY	25,000	25,000	0	25,000
HOLT, ROBERT M.	47,000	47,000	0	47,000
HOMANN ASSOCIATES	1,075	0	1,075	0
HOME & BUSINESS COMPUTER CENTER	55,495	0	55,495	0
HONEYWELL, INC.	1,524,741	1,496,467	28,274	146,605
HONOMACH, INC.	7,310	7,310	0	0
HOPKINS, JAY	4,000	4,000	0	0
HORIBA INSTRUMENTS, INC.	5,655	5,655	0	0
HORINE & ASSOCIATES	6,309	6,309	0	0
HORIZON HIGH REACH	9,390	3,214	6,176	0
HORIZON TRADING CO., INC.	14,200	14,200	0	0
HORN, E. T. CO.	3,424	0	3,424	0
HORTON, WILLIAM	9,962	9,962	0	0
HOSE & RUBBER SUPPLY	1,683	1,683	0	0
HOSTETLER, DR. CHARLES J.	11,000	11,000	0	0
HOT CELL SERVICES	5,001	5,001	0	0

Supplier Name	Total \$	SNL/NM \$	SNL/CA \$	NM \$
HOUSE OF UNIFORMS, INC.	15,225	15,225	0	15,225
HOUSE, K. L. CONSTRUCTION CO., INC.	9,639,229	9,639,229	0	9,639,229
HOUSTON INTERNATIONAL, LTD.	10,000	10,000	0	0
HOUSTON SCIENTIFIC	1,710	1,710	0	0
HOWARD SALES CO.	2,631	2,631	0	0
HOWARD, WILLIAM G., JR.	25,000	25,000	0	0
HOWELL, GREGORY A.	1,625	1,625	0	1,625
HOWE, DR. ROGER T.	16,000	16,000	0	0
HR MACHINERY, INC.	2,900	0	2,900	0
HSB PROFESSIONAL LOSS CONTROL	2,000	2,000	0	0
HSD ENGINEERING	1,200	1,200	0	0
HSS INDUSTRIES	27,181	27,181	0	0
HTA PHOTOMASK	1,900	0	1,900	0
HUB COMPUTER MEDICAL SYSTEMS, INC.	1,250	1,250	0	1,250
HUBBARD, G. L. SOFTWARE CONSULTING	27,000	0	27,000	0
HUBBARD, VIC SPEED & MARINE	1,037	0	1,037	0
HUBER, ROBERT J.	15,000	15,000	0	0
HUDSON TOOL & DIE CO.	13,445	13,445	0	0
HUDSON, COLE	1,125	0	1,125	0
HUFFMAN LABORATORIES, INC.	28,608	8,920	19,688	0
HUGHES DANBURY OPTICAL SYSTEMS, INC.	306,721	306,721	0	0
HUGHES SANTA BARBARA RESEARCH CENTER	4,244,130	4,244,130	0	0
HUGHES SPACE & COMMUNICATION	11,448	11,448	0	0
HUGHES TECHNICAL SERVICES CO.	24,028	24,028	0	0
HUGHES, GROVER	2,500	2,500	0	2,500
HUGHES, R. S. CO., INC.	7,998	3,572	4,426	3,572
HUMAN DESIGNED SYSTEMS, INC.	1,560	1,560	0	0
HUMENY, NICK F. & CO.	11,043	4,200	6,843	0
HUMMINGBIRD COMMUNICATIONS, LTD.	14,349	12,029	2,320	0
HUMPHREY CHEMICAL CO.	1,399	0	1,399	0
HUMPHRIES, STANLEY, JR.	12,212	12,212	0	12,212
HUNTER LUMBER CORP.	30,886	30,886	0	30,886
HUNTINGTON MECHANICAL LABS, INC.	29,378	17,139	12,239	0
HUNTSVILLE MICROSYSTEMS, INC.	5,000	5,000	0	0
HUNTTING, JERRY	1,666	1,666	0	0
HURD'S CUSTOM MACHINERY, INC.	22,000	22,000	0	0
HUSA, RONALD	18,086	18,086	0	18,086
HUSH, DON R.	70,200	70,200	0	70,200
HUTTRER, GERALD W.	41,423	41,423	0	0
HVR ADVANCED POWER COMPONENTS	5,944	5,944	0	0
HY-CAL ENGINEERING CO.	8,367	8,367	0	5,650
HYDRA-CRETE, INC.	10,262	10,262	0	10,262
HYDRAULIC CONTROLS, INC.	4,134	3,007	1,127	0
HYDRAULIC SYSTEMS OF NEW MEXICO	5,750	5,750	0	5,750
HYDRAULICS & PNEUMATICS, INC.	105,637	105,637	0	105,637
HYDRO CONDUIT CORP.	1,113	1,113	0	1,113
HYDRO-AIR PRODUCTS, INC.	1,014	1,014	0	0
HYDROGEN CONSULTANTS, INC.	34,244	0	34,244	0
HYTEC CUTTING	5,626	5,626	0	0
HYTORC WEST, INC.	8,130	8,130	0	0
IAC INDUSTRIES, INC.	10,295	10,295	0	0
IANNUCCI, JOSEPH	3,711	3,711	0	0
IBEX, INC.	4,320	4,320	0	4,320
IBIS CONSULTING GROUP, INC.	20,000	20,000	0	0
IBT REFERENCE LABORATORY	19,500	19,500	0	0
IC SENSORS	1,236	1,236	0	0
ICAR SPA	22,000	22,000	0	0
ICEM CFD ENGINEERING	10,400	10,400	0	0
ICERMAN, LARRY	65,000	65,000	0	65,000

Supplier Name	Total \$	SNL/NM \$	SNL/CA \$	NM \$
ICF KAISER ENGINEERS, INC.	1,250,000	1,250,000	0	1,250,000
ICI ADVANCED CERAMICS	54,229	54,229	0	0
ICN	2,094	0	2,094	0
ID MATRIX	4,920	4,920	0	0
IDAHO STATE UNIVERSITY	80,820	80,820	0	0
IDEAL PRODUCTS	1,425	1,425	0	0
IDEAL TOOL & MANUFACTURING CO., INC.	25,632	25,632	0	0
IDENTICARD SYSTEMS, INC.	4,230	0	4,230	0
IDS TECHNOLOGIES, INC.	12,750	0	12,750	0
IEM, INC.	4,500	4,500	0	0
IET LABS, INC.	1,694	1,116	578	0
IFR SYSTEMS, INC.	5,106	5,106	0	0
IGNALINA NUCLEAR POWER PLANT	340,174	340,174	0	0
IGT	11,970	11,970	0	0
IIMAK DRM, INC.	18,911	18,436	475	0
IIT RESEARCH INSTITUTE	38,363	38,363	0	0
II-VI, INC.	97,612	37,439	60,173	0
IJ RESEARCH, INC.	59,765	59,765	0	0
IKA-WORKS, INC.	11,247	11,247	0	0
IKON OFFICE SOLUTIONS, INC.	5,896	0	5,896	0
ILC DATA DEVICE CORP.	28,967	26,587	2,380	26,587
ILC TECHNOLOGY, INC.	1,130	750	380	0
ILLINOIS STATE UNIVERSITY	2,394	2,394	0	0
ILLUSTRA INFORMATION TECHNOLOGIES	3,900	3,900	0	0
ILOG, INC.	116,425	116,425	0	0
ILX LIGHTWAVE CORP.	19,350	17,155	2,195	0
IMAGE BUILDERS	10,581	10,581	0	10,581
IMAGE CLUB GRAPHICS	1,175	730	445	0
IMAGE CONCEPTS TECHNOLOGIES, INC.	4,650	4,650	0	0
IMAGE RESOURCES	1,060	1,060	0	1,060
IMAGE SETTERS	12,000	0	12,000	0
IMAGENATION CORP.	17,976	16,558	1,418	0
IMAGINE THAT, INC.	4,208	4,208	0	0
IMAGING CONCEPTS OF NEW MEXICO, INC.	1,077	1,077	0	1,077
IMAGING SPECTRUM, INC.	55,155	55,155	0	0
IMAGING SUPPLIES & EQUIPMENT CORP.	3,354	3,354	0	2,416
IMAGING TECHNOLOGY, INC.	24,520	24,520	0	0
IMAGING & SENSING TECHNOLOGY CORP.	1,650	1,650	0	0
IMAGO DATA	8,750	8,750	0	0
IMATION	7,561	1,793	5,769	0
IMATRON INC	10,000	10,000	0	0
IMMERSION CORP.	7,080	7,080	0	0
IMPEDIMENT, INC.	230,070	219,878	10,192	0
IMPULS BILDANALYSE GMBH	4,710	4,710	0	0
IN HOUSE PRODUCTIONS	11,685	11,685	0	0
INCOM, INC.	3,600	3,600	0	0
INDATA SYSTEMS	3,524	3,524	0	0
INDELIBLE BLUE, INC.	20,181	20,181	0	0
INDEPENDENT FIRE CO.	9,296	9,296	0	9,296
INDEPENDENT SCISSORLIFT	17,119	0	17,119	0
INDEPENDENT TECHNOLOGY	10,870	10,870	0	0
INDIANA UNIVERSITY	20,000	20,000	0	0
INDIANA WIRE CO.	7,790	7,790	0	0
INDICON, INC.	2,859	2,859	0	0
INDIUM CORP. OF AMERICA	2,898	2,898	0	0
INDUCTOTHERM CORP.	22,416	22,416	0	0
INDUSTRIAL BATTERY SPECIALISTS	24,232	24,232	0	24,232
INDUSTRIAL COMPUTER SOURCE	354,506	350,181	4,325	0
INDUSTRIAL CONTRACT SERVICES	50,360	50,360	0	0

Supplier Name	Total \$	SNL/NM \$	SNL/CA \$	NM \$
INDUSTRIAL CORP	4,050	0	4,050	0
INDUSTRIAL ELECTRIC SERVICE CO., INC.	2,100	2,100	0	2,100
INDUSTRIAL ELECTRIC, INC.	11,052	11,052	0	11,052
INDUSTRIAL ELECTRONIC ENGINEERS, INC.	2,314	2,314	0	0
INDUSTRIAL ELECTRONICS & CONTROLS	6,029	6,029	0	5,700
INDUSTRIAL PLATING CO., INC.	3,032	0	3,032	0
INDUSTRIAL POWER SYSTEMS	12,000	12,000	0	12,000
INDUSTRIAL SAFETY SUPPLY CORP.	1,323	0	1,323	0
INDUSTRIAL SCIENTIFIC CORP.	2,725	500	2,225	0
INDUSTRIAL SENSORS AND ACTUATORS	9,800	0	9,800	0
INDUSTRIAL TECHNOLOGY, INC.	10,500	10,500	0	0
INDUSTRIAL VISION SOURCE	23,756	23,756	0	0
INDUSTRIAL & COMMERCIAL SECURITY SYSTEMS	7,145	7,145	0	7,145
INDUSTRY NETWORK CORP.	4,000	4,000	0	4,000
INEL, INC.	23,900	23,900	0	0
INERTIAL SCIENCE, INC.	313,781	313,781	0	0
INFINITY COMMUNICATIONS, INC.	2,270	0	2,270	0
INFO ACCESS	1,847	1,847	0	0
INFOGRAPHIC SYSTEMS CORP.	206,845	198,555	8,290	0
INFOGRAPHICS, INC.	19,600	18,400	1,200	0
INFOLAB, INC.	3,815	3,815	0	0
INFONET SERVICES CORP.	187,459	187,459	0	0
INFORMATICS CORP.	4,798	4,798	0	0
INFORMATICS, INC.	110,000	110,000	0	110,000
INFORMATION ACCESS CO.	4,895	0	4,895	0
INFORMATION ASSETS MANAGEMENT, INC.	20,109	20,109	0	20,109
INFORMATION BUILDERS, INC.	4,758	4,758	0	0
INFORMATION HANDLING SERVICES	272,727	182,702	90,025	0
INFORMATION MANAGEMENT SPECIALTIES (IMS)	151,042	150,412	630	151,042
INFORMATION MAPPING, INC.	1,705	1,705	0	0
INFORMATION PRESENTATION TECHNOLOGIES, INC. (IPT)	5,606	4,940	666	0
INFORMATION SOLUTIONS, INC.	396,000	396,000	0	396,000
INFORMATION SYSTEMS RESEARCH, INC.	14,700	14,700	0	0
INFORMIX SOFTWARE, INC.	44,869	41,059	3,810	0
INFRAMETRICS, INC.	12,934	12,934	0	0
INFRARED ANALYSIS, INC.	14,195	8,410	5,785	0
INFRARED OPTICAL PRODUCTS, INC.	6,685	4,300	2,385	0
INGHAM, KENNETH CONSULTING	15,500	15,500	0	15,500
INGRAM, GEORGE E.	4,000	4,000	0	4,000
INGWERSEN ELECTRICAL ENGINEERING	82,000	82,000	0	82,000
INLAND ELECTRONICS	2,375	0	2,375	0
INMAC	59,729	47,205	12,523	0
INNERFACE ARCHITECTURAL SIGNAGE	68,844	68,844	0	0
INNOTEC GROUP, INC.	1,280	1,280	0	0
INNOVATION COMPUTERS	43,144	43,144	0	0
INNOVATION DATA PROCESSING	3,955	3,955	0	0
INNOVATIVE COMPUTING, INC.	1,556	1,556	0	1,556
INNOVATIVE FIBERS	2,400	2,400	0	0
INNOVATIVE INTEGRATION	11,945	11,945	0	0
INNOVATIVE SENSORS, INC.	1,370	1,370	0	0
INNOVATIVE TECHNOLOGY	5,017	5,017	0	0
INNOVATIVE TECHNOLOGY SOLUTIONS CORP. (ITS)	462,775	391,775	71,000	462,775
INNOVISION SYSTEMS, INC.	32,789	32,789	0	0
INOTEK	2,734	2,734	0	0
INOVONICS CORP.	7,126	7,126	0	0
INQA, LTD.	25,000	25,000	0	0
INRAD, INC.	54,274	13,255	41,019	0

Supplier Name	Total \$	SNL/NM \$	SNL/CA \$	NM \$
INSACO, INC.	5,498	1,750	3,748	0
INSIDE TOSHIBA ACCESSORY	2,147	2,147	0	0
INSIGHT DIRECT, INC.	210,881	181,008	29,873	0
INSIGHT ELECTRONICS, INC.	70,340	66,031	4,310	0
INSIGNIA SOLUTIONS, INC.	22,597	19,347	3,250	0
INSITEC	116,300	0	116,300	0
IN-SITU, INC.	30,477	30,477	0	0
INSPECTION TECHNOLOGIES	4,026	4,026	0	0
INSTALLSHIELD CORP.	1,585	1,585	0	0
INTEC TEMPERATURE CONTROL	5,495	5,495	0	0
INSTITUTE FOR BUSINESS & SOCIAL ARCHITECTURE INTERNATIONAL, LTD. (IBSAIL)	50,000	50,000	0	0
INSTITUTE FOR DEFENSE ANALYSIS	40,000	0	40,000	0
INSTITUTE FOR SCIENTIFIC INFORMATION	67,000	67,000	0	0
INSTITUTE FOR STRATEGIC ANALYSES	5,000	0	5,000	0
INSTITUTE OF ADVANCED MANUFACTURING SCIENCES, INC.	21,868	0	21,868	0
INSTITUTE OF ELECTRICAL & ELECTRONIC ENGINEERS, INC.	5,404	4,679	725	0
INSTITUTE OF ELECTROPHYSICS	64,740	64,740	0	0
INSTITUTE OF INTERNAL AUDITORS, THE	20,500	20,500	0	0
INSTITUTE OF NUCLEAR RESEARCH	326,150	326,150	0	0
INSTITUTE OF PHYSICS & POWER ENGINEERING	235,276	235,276	0	0
INSTITUTE OF SPECTROSCOPY	11,000	11,000	0	0
INSTRON CORP.	7,388	6,230	1,158	0
INSTRULAB, INC.	1,400	1,400	0	0
INSTRUMENT INDUSTRIES	4,304	4,304	0	0
INSTRUMENT LABORATORY	2,430	0	2,430	0
INSTRUMENT SERVICE LABORATORIES (ISL)	12,471	12,471	0	12,471
INSTRUMENT TECHNOLOGY, INC.	9,910	4,350	5,560	0
INSTRUMENTATION MARKETING CORP. (IMC)	13,990	13,990	0	0
INSTRUMENTATION SOUTHWEST	3,215	3,215	0	3,215
INSTRUMENTATION & ENGINEERING SERVICES, INC. (IES)	14,850	14,850	0	0
INSTRUMENTS FOR RESEARCH & INDUSTRY INSTRUMENTS SA, INC.	2,040	1,860	180	0
INSULATION CONTRACTING & SUPPLY, INC.	102,408	91,580	10,828	0
INSULATOR SEAL, INC.	1,527	1,527	0	0
INSULATOR SEAL, INC.	10,838	3,960	6,878	0
INTEGRAL SYSTEMS, INC.	105,500	105,500	0	0
INTEGRATED CIRCUIT DEVELOPMENT CORP.	1,275	1,275	0	0
INTEGRATED CIRCUIT ENGINEERING CORP.	14,584	14,584	0	0
INTEGRATED COMPUTER SOLUTIONS (ICS)	10,245	10,245	0	0
INTEGRATED DESIGNS	2,250	2,250	0	0
INTEGRATED DIGITAL NETWORKS	1,616	1,616	0	0
INTEGRATED ENGINEERING SOFTWARE	4,322	4,322	0	0
INTEGRATED HOUSEKEEPING MANAGEMENT	21,155	21,155	0	0
INTEGRATED IMAGING SYSTEMS	12,198	0	12,198	0
INTEGRATED MACHINING CO.	14,060	14,060	0	14,060
INTEGRATED MANUFACTURING TECHNOLOGIES (IMT)	2,294	2,294	0	0
INTEGRATED MEASUREMENT SYSTEMS, INC.	13,720	13,720	0	0
INTEGRATED SOLUTIONS, INC.	180,651	180,651	0	0
INTEGRATED SYSTEMS, INC.	98,156	78,159	19,997	0
INTEGRATED TECHNOLOGIES CORP. (ITC)	352,883	352,883	0	352,883
INTEGRITY NETWORKING SYSTEMS, INC.	1,162,373	1,129,673	32,700	1,162,373
INTEGRIX, INC.	7,271	7,271	0	0
INTEK, INC.	3,414	3,414	0	0
INTEL CORP.	10,335,649	10,335,649	0	0
INTEL SYSTEMS II, INC.	2,076,800	2,076,800	0	0

Supplier Name	Total \$	SNL/NM \$	SNL/CA \$	NM \$
INTELLICORP, INC.	210,570	5,570	205,000	0
INTELLIGENT DATABASES INTERNATIONAL	1,890	1,890	0	0
INTELLIGENT ENERGY CORP.	55,885	55,885	0	0
INTELLIGENT INSTRUMENTATION, INC.	3,388	3,388	0	0
INTELLIGENT LIGHT	4,000	4,000	0	0
INTER PACT	3,344	3,344	0	0
INTERACTIVE DEVELOPMENT ENVIRONMENTS	15,119	15,119	0	0
INTERACTIVE IMAGE TECHNOLOGIES	3,220	3,220	0	0
INTERACTIVE SOFTWARE ENGINEERING	5,800	0	5,800	0
INTERA, INC.	2,422,951	2,422,951	0	(47,000)
INTERCAL	9,975	9,975	0	0
INTERCEPT TECHNOLOGY, INC.	33,600	33,600	0	0
INTERCONNECTION DECISION CONSULTING	1,750	1,750	0	0
INTER-CONTINENTAL MICROWAVE	10,845	10,845	0	0
INTERFACE, INC.	1,160	1,160	0	0
INTERFACIAL DYNAMICS CORP.	4,070	4,070	0	0
INTERFACING CONCEPTS, INC.	1,000	1,000	0	0
INTERGRAPH CORP.	913,408	809,670	103,738	237,069
INTERIM PERSONNEL	22,500	22,500	0	22,500
INTERLEAF, INC.	5,780	5,780	0	0
INTERMAC CORP.	4,345	0	4,345	0
INTERMEC CORP.	26,255	20,233	6,022	0
INTERMEC MEDIA PRODUCTS	3,422	3,422	0	0
INTERMOUNTAIN CIRCUIT SUPPLY	1,260	1,260	0	0
INTERNATIONAL BUSINESS MACHINES CORP. (IBM)	2,293,354	2,291,291	2,063	2,048,950
INTERNATIONAL CENTER FOR DIFFRACTION DATA	3,290	3,290	0	0
INTERNATIONAL CONFERENCE OF BUILDING OFFICIALS (ICBO)	1,231	1,231	0	0
INTERNATIONAL CONSULTING SERVICES, INC.	19,916	0	19,916	0
INTERNATIONAL CONTROLS	2,534	2,534	0	0
INTERNATIONAL CRYOGENICS, INC.	1,192	1,192	0	0
INTERNATIONAL ENERGY CONSULTANTS, INC.	90,000	90,000	0	0
INTERNATIONAL FIBER SYSTEMS, INC.	9,257	9,257	0	4,950
INTERNATIONAL INSTITUTE FOR APPLIED PHYSICS & HIGH TECHNOLOGY	67,000	67,000	0	0
INTERNATIONAL LIGHT, INC.	4,345	4,345	0	0
INTERNATIONAL MICROELECTRONICS RESEARCH CORP. (IMRC)	3,390	3,390	0	0
INTERNATIONAL RADIATION DETECTORS	6,950	5,150	1,800	0
INTERNATIONAL RECTIFIER CORP.	58,493	58,493	0	58,493
INTERNATIONAL SCIENTIFIC PRODUCTS	13,010	13,010	0	0
INTERNATIONAL SECURITY OPERATIONS (ISO)	744,432	744,432	0	744,432
INTERNATIONAL SENSOR TECHNOLOGY	1,090	1,090	0	850
INTERNATIONAL SOS ASSISTANCE, INC.	5,000	5,000	0	0
INTERNATIONAL SURVEY RESEARCH CORP.	25,226	25,226	0	0
INTERNATIONAL SYSTEM INTEGRATORS (ISI)	21,838	21,838	0	21,838
INTERNATIONAL SYSTEMS OF AMERICA	3,775	3,775	0	0
INTERNATIONAL WAFER SERVICE	6,861	0	6,861	0
INTERNET ONE	111,432	78,000	33,432	0
INTERNET SECURITY SYSTEMS	5,995	5,995	0	0
INTERPOINT CORP.	87,965	70,700	17,265	0
INTERSKILL SERVICES, INC.	6,000	6,000	0	0
INTERSOLV, INC.	35,595	35,595	0	0
INTERSPEAK	2,450	2,450	0	0
INTERSTATE ELECTRONICS CORP.	456,223	456,223	0	0
INTERSTATE NUCLEAR SERVICES	19,369	19,369	0	0
INTERSYS, INC.	10,000	10,000	0	0
INTERTHOR	3,675	3,675	0	0

Supplier Name	Total \$	SNL/NM \$	SNL/CA \$	NM \$
INTERWEST APPLIANCE	1,140	1,140	0	1,140
INTREPID INDUSTRIES, INC.	1,642	0	1,642	0
INTRUSION DETECTION, INC.	1,275	1,275	0	0
INTRUST, INC.	14,500	14,500	0	14,500
INTUSOFT	17,010	11,190	5,820	0
INVENTION MACHINE CORP.	2,999	1,495	1,504	0
INVIEW	1,000	0	1,000	0
IO TECH, INC.	2,480	2,480	0	0
ION SYSTEMS, INC.	5,123	5,123	0	0
ION TECH, INC.	257,609	257,609	0	0
ION TRACK INSTRUMENTS, INC.	8,300	8,300	0	0
IONA TECHNOLOGIES, LTD.	82,944	40,960	41,984	0
IONICS, INC.	5,625	5,625	0	0
IOTECH, INC.	34,043	31,348	2,695	5,955
IOWA STATE UNIVERSITY	14,850	12,000	2,850	0
IPA INTERNATIONAL, INC.	16,245	16,245	0	0
IPAC	1,500	1,500	0	0
IPEC/WESTECH	1,056,052	1,056,052	0	0
IPK BERLIN	1,400	1,400	0	0
IPM/LORTEC POWER SYSTEMS	8,435	8,435	0	0
IPSWITCH, INC.	11,224	11,224	0	0
IRCON, INC.	10,353	10,353	0	0
IRD MECHANALYSIS, INC.	38,805	38,805	0	0
IRISCAN, INC.	12,202	12,202	0	0
IRON AGE CORP.	18,799	18,799	0	3,799
IRONICS, INC.	4,095	4,095	0	0
IRONWOOD ELECTRONICS	7,354	7,034	320	0
ISCO, INC.	44,902	40,222	4,680	0
ISE	2,315	0	2,315	0
ISEC, INC.	50,268	44,719	5,549	0
ISI GROUP, INC.	23,100	23,100	0	23,100
ISI HIGH VAC & ELECTRIC	1,758	0	1,758	0
ISLAND SOFTWARE CORP.	12,525	3,955	8,570	0
ISO	1,327	0	1,327	0
ISOGON CORP.	3,675	3,675	0	0
ISOTEC, INC.	8,565	8,565	0	0
ISOTOPE PRODUCTS LABORATORIES	11,855	9,760	2,095	0
ISOWAVE	1,350	1,350	0	0
IST, INC.	2,079	2,079	0	0
IT CORP.	5,511,230	5,394,230	117,000	5,361,230
IT POWER, LTD.	14,000	14,000	0	0
ITOCHU TECHNOLOGY	18,409	18,409	0	0
ITT CORP.	116,977	116,977	0	0
ITT FEDERAL SERVICES CORP.	600,000	600,000	0	0
ITT SELECTRO	2,220	2,220	0	0
IWAKI WALCHEM CORP.	2,024	2,024	0	0
IXTHOS, INC.	148,555	148,555	0	0
J&D AUTO PARTS	12,348	12,348	0	0
J&L INDUSTRIAL SUPPLY	3,905	3,905	0	0
J&L VIDEO	1,150	1,150	0	0
J&M SYSTEMS CONSULTANTS, LTD.	216,500	216,500	0	216,500
J&S ELECTRIC CO., INC.	908,153	908,153	0	908,153
J M FIBEROPTICS, INC.	6,690	0	6,690	0
JACKSON MARKETING	8,251	8,251	0	0
JACKSON & TULL	11,888	11,888	0	0
JACKSON-HIRSCH, INC.	1,070	1,070	0	0
JACKSON, EUGENE	1,020	0	1,020	0
JACOBS, CLIFFORD F.	10,000	10,000	0	0
JACOBS, EDDY L.	1,200	1,200	0	1,200

Supplier Name	Total \$	SNL/NM \$	SNL/CA \$	NM \$
JACOBY & ASSOCIATES	2,803	0	2,803	0
JAGUAR PRECISION MACHINE CORP.	121,544	121,544	0	121,544
JAMECO ELECTRONICS	1,559	1,519	40	0
JAMES, COOKE & HOBSON, INC.	7,415	7,415	0	7,415
JAMES, DR. ANTHONY	15,000	15,000	0	0
JAMISON, KALEEL CONSULTING GROUP, INC., THE	19,892	19,892	0	0
JANDEL CORP.	18,395	14,978	3,417	0
JANIS RESEARCH CO.	49,735	49,735	0	0
JANI/TECH	4,913	0	4,913	0
JANKOWSKI, RICHARD T.	5,100	5,100	0	5,100
JANOS TECHNOLOGY, INC.	26,621	12,030	14,591	0
JANOWSKI, MARTIN J.	2,500	2,500	0	0
JAPAN DIGITAL LABORATORY CO., LTD.	1,728	0	1,728	0
JARAMILLO, MARILYN	1,600	1,600	0	1,600
JARAMILLO, VALERIE	2,600	2,600	0	2,600
JARAUSCH, KONRAD	20,000	20,000	0	0
JASC, INC.	1,956	1,956	0	0
JASON ASSOCIATES CORP.	127,387	127,387	0	0
JAVELIN SYSTEMS	1,442	386	1,056	0
JAYNES CORP.	878,126	878,126	0	878,126
J-BROTHERS	4,100	4,100	0	4,100
JC SYSTEMS, INC.	1,600	1,600	0	0
JCA TECHNOLOGY	29,400	29,400	0	0
JCH WIRE & CABLE	6,994	0	6,994	0
JDI TECHNOLOGIES	1,922	1,922	0	0
JDR MICRODEVICES, INC.	29,970	20,373	9,597	0
JDS FITEL INTERNATIONAL, INC.	71,823	71,823	0	0
JELLISON, DR. JERALD	7,000	7,000	0	0
JENNINGS, ALLEN L.	17,000	17,000	0	17,000
JENSEN TOOLS, INC.	35,238	34,748	491	0
JENSEN, MICHAEL K.	24,000	24,000	0	0
JEOL USA, INC.	1,707,115	729,790	977,325	0
JERGENS, INC.	6,623	6,623	0	0
JESKELL	3,610	0	3,610	0
JETLINE ENGINEERING CO.	28,580	28,580	0	0
JEWELL, TANYA	14,000	0	14,000	0
JJM&L CO.	2,130	2,130	0	0
JM INDUSTRIES, INC.	8,700	0	8,700	0
J-MAR & ASSOCIATES, INC.	5,672	5,672	0	5,672
JML OPTICAL INDUSTRIES, INC.	42,646	42,646	0	0
JOHEL PLASTICS, INC.	3,070	0	3,070	0
JOHNS HOPKINS UNIVERSITY	50,600	50,600	0	0
JOHNSON ASSOCIATES	1,058	0	1,058	0
JOHNSON CONTROLS, INC.	262,482	262,482	0	87,709
JOHNSON ENGINEERING CORP.	78,000	78,000	0	0
JOHNSON & JOHNSON	22,428	22,428	0	0
JOHNSON-MATTHEY, INC.	57,107	55,944	1,163	0
JOHNSON, DONALD W.	1,000	1,000	0	0
JOHNSON, E. F. CO.	3,060	0	3,060	0
JOHNSON, GEORGE	19,600	0	19,600	0
JOHNSON, HAROLD OPTICAL LABORATORIES, INC.	1,429	1,429	0	0
JOHNSON, PHIL	7,000	7,000	0	0
JOHNSTON CO., THE	1,659	1,659	0	1,659
JOHNSTONE SUPPLY	9,300	9,300	0	6,132
JOHNSTON, CASEY CO.	1,000	0	1,000	0
JOINT PROFESSIONAL SOLUTIONS & SERVICES (JPSS)	381,090	381,090	0	381,090
JONES, BRIAN E.	5,850	5,850	0	5,850
JONES, DR. SHAUN B.	13,750	13,750	0	0

Supplier Name	Total \$	SNL/NM \$	SNL/CA \$	NM \$
JONES, ERIKA & ASSOCIATES, INC.	148,984	148,984	0	148,984
JONES, MARCELLA	4,000	4,000	0	4,000
JORAY CORP.	11,025	11,025	0	0
JORDAN VALVE CO.	2,456	2,456	0	0
JORDAN, R. M. CO.	5,110	360	4,750	0
JORGENSEN FORGE	1,750	0	1,750	0
JOSEPHSON INSTITUTE	8,011	8,011	0	0
JOSLYN SUNBANK	2,982	2,982	0	0
JOSTEN'S, INC.	2,596	2,596	0	2,596
JOYCE & ASSOCIATES	14,700	0	14,700	0
JRS	1,350	1,350	0	0
JS TECHNICAL SERVICES	5,300	5,300	0	0
JSR MICROELECTRONICS	1,400	1,400	0	0
JTI SYSTEMS, INC.	340,404	339,129	1,275	340,404
JULABO USA, INC.	2,331	2,331	0	0
JW INDUSTRIES, INC.	41,435	41,435	0	41,435
K&L MICROWAVE, INC.	84,038	84,038	0	0
K&S SERVICE CENTER, INC.	2,885	2,885	0	2,885
K&S SYSTEMS, LTD.	3,499	3,499	0	0
KACHINA FLUID POWER	11,161	11,161	0	0
KACHINA PETROLEUM EQUIPMENT CO.	5,567	5,567	0	5,567
KACHINA TECHNOLOGIES, INC.	12,760	12,760	0	12,760
KAEHR METAL FINISHING	110,075	110,075	0	110,075
K Aidan	1,535	1,180	355	0
KAIN, DAN TROPHIES	1,115	1,115	0	0
KAISER ALUMINUM & CHEMICAL CORP.	3,500	0	3,500	0
KAISER ELECTRO-OPTICS	6,495	6,495	0	0
KAISER FOUNDATION HEALTH PLAN, INC.	1,700,000	0	1,700,000	0
KAISER OPTICAL SYSTEMS, INC.	5,108	1,980	3,128	0
KALEIDOSCOPE ANIMATIONS, INC.	9,291	9,291	0	0
KAMAN INDUSTRIAL TECHNOLOGIES CORP.	97,070	97,070	0	97,070
KAMAN INSTRUMENTATION CORP.	2,640	2,640	0	0
KAMAN SCIENCES CORP.	891,389	891,389	0	791,475
KAMIS, INC.	11,876	11,876	0	0
KANGAROO TECHNOLOGIES CORP.	7,233	0	7,233	0
KANSAS STATE UNIVERSITY	10,000	10,000	0	0
KANSAS STRUCTURAL COMPOSITES, INC.	99,999	99,999	0	0
KANTER, ARNOLD	4,000	4,000	0	0
KAR PRODUCTS, INC.	3,192	0	3,192	0
KARCHER GROUP, INC.	1,700	1,700	0	0
KARPOV INSTITUTE OF PHYSICAL CHEMISTRY	30,000	30,000	0	0
KARP, RICHARD	1,256	1,256	0	0
KASSICIEH, SULEIMAN K.	105,000	105,000	0	105,000
KAUFMAN'S WEST	13,479	13,479	0	13,479
KC COMPRESSOR WORKS, INC.	1,045	0	1,045	0
KD COMPONENTS, INC.	14,617	14,617	0	0
KDF ELECTRONIC & VACUUM SERVICE	7,440	7,440	0	0
KDY ASSOCIATES	12,000	12,000	0	0
KEARNS, JAMES A.	12,000	12,000	0	0
KECO RESEARCH & DEVELOPMENT, INC.	8,710	8,710	0	0
KEEBLE & SHUCAT PHOTOGRAPHY	54,327	0	54,327	0
KEELING DISTRIBUTING	1,469	1,469	0	1,469
KEIL SOFTWARE, INC.	10,668	10,668	0	0
KEITH MACHINERY CORP.	5,750	5,750	0	0
KEITHLEY INSTRUMENTS, INC.	135,442	131,411	4,031	60,441
KEITHLEY METRABYTE	2,811	0	2,811	0
KEITH, W. P. CO., INC.	3,139	1,064	2,075	0
KEIZUR, JOHN W.	15,000	15,000	0	15,000
KEJR ENGINEERING, INC.	3,400	3,400	0	0

Supplier Name	Total \$	SNL/NM \$	SNL/CA \$	NM \$
KELIHER, DR. JOHN G.	33,855	33,855	0	0
KELCO	8,250	0	8,250	0
KELLENBERGER, INC.	177,082	177,082	0	0
KELLER, J. J. & ASSOCIATES, INC.	15,820	15,820	0	0
KELLOGG CRANKSHAFT CO.	10,470	0	10,470	0
KELLY SERVICES, INC.	178,100	178,100	0	178,100
KELLY-MOORE PAINT CO., INC.	7,586	0	7,586	0
KEMET ELECTRONICS CORP.	5,815	5,815	0	0
KEM-MIL-CO.	3,600	0	3,600	0
KENDAL PRECISION MACHINING	5,900	5,900	0	5,900
KENNAMETAL, INC.	7,383	2,623	4,760	0
KENOSHA COMPUTER CENTER	16,654	16,654	0	0
KENT STATE UNIVERSITY	94,288	94,288	0	0
KENTEK CORP.	25,255	25,255	0	0
KENT-MOORE, INC.	3,009	3,009	0	0
KENTUCKY METALS	2,942	1,388	1,554	0
KEPCO, INC.	8,667	6,122	2,545	0
KEPNER-TREGOE, INC.	41,846	41,846	0	0
KERAMOS, INC.	1,665	1,665	0	0
KERLEY, GERALD I.	25,920	25,920	0	25,920
KERR-MCGEE CHEMICAL CORP.	2,175	2,175	0	0
KERR, WAYNE	12,980	12,980	0	0
KESSELMAN-JONES, INC.	10,000	10,000	0	10,000
KEVEX INSTRUMENTS, INC.	28,537	7,215	21,322	0
KEVLIN MICROWAVE CORP.	148,000	148,000	0	0
KEWAUNEE SCIENTIFIC CORP.	4,028	3,516	511	0
KEY HIGH VACUUM PRODUCTS, INC.	40,000	40,000	0	40,000
KEYENCE CORP. OF AMERICA	11,769	11,769	0	0
KEYSER TECHNOLOGY	1,250	1,250	0	1,250
KEYSTONE ANILINE	1,257	0	1,257	0
KEYSTONE AUTOMATION	8,129	8,129	0	0
KEYSTONE ENVIRONMENTAL	88,070	88,070	0	88,070
KEYSTONE LEARNING SYSTEMS	6,025	5,134	891	0
KEYSTONE TECHNOLOGIES, INC.	14,877	14,877	0	14,877
KGP DISTRIBUTORS	17,863	0	17,863	0
KHLOPIN, V. G. RADIUM INSTITUTE	56,800	56,800	0	0
KHORAL RESEARCH, INC.	5,000	5,000	0	5,000
KI	1,820	1,820	0	1,820
KIELY, DR. LAREE	3,735	3,735	0	0
KIMBALL PHYSICS, INC.	43,808	39,776	4,032	0
KIMBROUGH COMPUTER SALES, INC.	20,000	20,000	0	20,000
KINESIX CORP.	40,394	40,394	0	0
KINETIC COMPUTER CORP.	2,015	2,015	0	0
KINETIC SYSTEMS CORP.	118,588	17,040	101,548	0
KING BEARING, INC.	21,895	0	21,895	0
KING NUTRONICS CORP.	1,000	1,000	0	0
KINGLI TECHNOLOGY, INC.	5,638	5,638	0	0
KINGON, ANGUS	1,000	1,000	0	0
KING, JONATHAN	2,028	2,028	0	0
KINKOS COPY CENTER	22,305	21,405	900	21,405
KIRK AIR CO., INC.	231,799	231,799	0	231,799
KIRK-MAYER, INC.	3,547,715	1,900,963	1,646,752	1,900,963
KIRTLAND AIR FORCE BASE NCO CLUB	3,360	3,360	0	3,360
KISER RESEARCH, INC.	4,100	4,100	0	0
KISTLER INSTRUMENT CORP.	34,677	24,346	10,331	0
KL GROUP	25,412	25,412	0	0
KLA INSTRUMENTS CORP.	20,099	20,099	0	0
KLEIN ENTERPRISES	20,702	20,702	0	20,702
KLH INDUSTRIES, INC.	2,820	0	2,820	0

Supplier Name	Total \$	SNL/NM \$	SNL/CA \$	NM \$
KLING FILTER SOURCE	2,025	2,025	0	0
KLUDGIT SOUND	9,690	9,690	0	9,690
KNF NEUBERGER	2,599	2,599	0	0
KNIGHT-RIDDER INFORMATION, INC.	892,173	876,500	15,673	0
KNOWLEDGE REVOLUTION	7,000	7,000	0	0
KNUDSEN, HAROLD	25,000	25,000	0	25,000
KOAT	1,400	1,400	0	1,400
KOHEN, ELIOT	4,000	4,000	0	4,000
KOHLHAAS CORP.	13,500	13,500	0	13,500
KOKOPELLI ASSOCIATES, LTD.	930,375	930,375	0	930,375
KONE, J. S. & CO.	7,752	7,752	0	7,752
KONICA BUSINESS MACHINES USA, INC.	2,570,000	2,570,000	0	0
KONTES GLASS CO.	1,337	444	893	0
KOOGLE & POUL'S ENGINEERING, INC.	10,590	10,590	0	10,590
KOOLANT COOLERS	2,702	2,702	0	0
KOOLTRONIC, INC.	1,302	862	440	0
KOPP, ROBERT J., PE, PHD	15,000	15,000	0	15,000
KORAL LABORATORIES	1,600	0	1,600	0
KOSEMPEL MANUFACTURING CO.	11,480	11,480	0	0
KRAMES COMMUNICATIONS	1,256	1,256	0	0
KRAUTKRAMER-BRANSON, INC.	10,958	8,940	2,018	0
KRAYDEN, INC.	12,381	12,381	0	0
KRESKY SIGNS, INC.	2,178	2,178	0	0
KREX COMPUTERS	1,037	1,037	0	0
KROKO, L. J., INC.	5,000	5,000	0	0
K-SPACE ASSOCIATES, INC.	54,374	54,374	0	0
KSV INSTRUMENTS	1,168	1,168	0	0
KTAADN, INC.	53,520	53,520	0	0
K-TEC SALES, INC.	6,268	6,268	0	0
KTECH CORP.	9,621,007	9,621,007	0	9,621,007
K-TECH, INC.	59,458	0	59,458	0
KUCK & ASSOCIATES, INC.	1,195	0	1,195	0
KULICKE & SOFFA INDUSTRIES, INC.	11,564	11,564	0	0
KULITE SEMICONDUCTOR PRODUCTS, INC.	22,047	22,047	0	2,064
KUNTZ, IRWIN D., PHD	1,550	1,550	0	0
KURCHATOV INSTITUTE	805,370	805,370	0	0
KURT'S CAMERA CORRAL, INC.	250,130	250,130	0	250,130
KURZ INSTRUMENTS, INC.	8,455	7,955	500	7,060
KUSCHNER SIGNS	2,178	0	2,178	0
KWIK KOPY PRINTING	10,000	10,000	0	0
KYLMAR (KMC), LTD.	50,635	50,635	0	0
KYOCERA AMERICA, INC.	13,090	12,450	640	0
KYSER CO.	32,573	32,573	0	32,573
L&C MANUFACTURING	19,504	0	19,504	0
L&M TECHNOLOGIES, INC.	12,008,698	12,008,698	0	12,008,698
LA CIE, LTD.	20,250	13,896	6,354	0
LA PAZ ELECTRONICS INTERNATIONAL	1,650	1,650	0	0
LAB SAFETY SUPPLY, INC.	34,984	29,685	5,298	0
LABCONCO	21,971	21,971	0	0
LABORATORY EQUIPMENT CORP.	1,759	0	1,759	0
LABORATORY MICROSYSTEMS, INC.	9,000	9,000	0	0
LABORATORY TECHNOLOGIES CORP. (LABTECH)	2,044	2,044	0	0
LABSPHERE, INC.	14,908	13,113	1,795	0
LABTEK SCIENTIFIC INSTRUMENTS	11,997	0	11,997	0
LAGREE & ASSOCIATES	24,433	24,433	0	24,433
LAGUNA INDUSTRIES, INC.	2,182	2,182	0	2,182
LAHEY COMPUTER SYSTEMS, INC.	2,715	2,715	0	0
LAH, INC.	20,000	20,000	0	0
LAITRON COMPUTER	36,392	0	36,392	0

Supplier Name	Total \$	SNL/NM \$	SNL/CA \$	NM \$
LAKE SHORE CRYOTRONICS, INC.	1,350	1,350	0	0
LAKELAND INDUSTRIES, INC.	1,325	1,325	0	0
LAKESHORE CRYOTRONICS	19,080	15,530	3,550	0
LAM RESEARCH, INC.	419,074	419,074	0	0
LAMAR ELECTRONICS	2,125	0	2,125	0
LAMB ASSOCIATES, INC.	1,453,762	1,453,762	0	7,500
LAMBA ELECTRONICS	3,972	3,972	0	0
LAMBDA ADVANCED ANALOG, INC.	6,023	3,500	2,523	0
LAMBDA ELECTRONICS, INC.	19,129	19,129	0	0
LAMBDA PHYSIK, INC.	236,791	166,847	69,944	0
LAMBDA RESEARCH, INC.	6,500	6,500	0	0
LAMBRECHT, KARL CORP.	19,785	13,270	6,515	0
LAMINAIRE CORP.	3,325	3,325	0	0
LAMINAR FLOW, INC.	46,613	46,613	0	0
LAMONDS, DR. HAP	2,000	0	2,000	0
LAN SPECIALISTS	134,870	134,870	0	0
LANCASTER METALS SCIENCE CORP.	3,608	3,608	0	0
LANCS INDUSTRIES, INC.	4,482	4,482	0	0
LAND INSTRUMENTS, INC.	4,445	4,445	0	0
LANDSBERG, KENT H.	1,413	0	1,413	0
LANDSCAPE FORM, INC.	8,780	0	8,780	0
LANDSEA SYSTEMS, INC.	139,040	139,040	0	0
LANEX CORP.	10,970	10,970	0	0
LANE, EDWARD L.	14,603	14,603	0	14,603
LANGELL'S ART SUPPLIES, INC.	5,275	5,275	0	5,275
LANGE, ART, INC.	6,000	6,000	0	0
LANGUAGE SERVICE, INC., THE	43,000	43,000	0	0
LANIER WORLDWIDE, INC.	71,910	24,390	47,520	20,498
LANNING, PHILLIPS & ASSOCIATES	80,000	80,000	0	0
LANTRONIX	13,751	9,511	4,240	0
LAPMASTER INTERNATIONAL	5,467	5,467	0	0
LAPTOP SOLUTIONS, INC.	1,833	1,833	0	0
LARAD EQUIPMENT CORP.	2,304	2,304	0	0
LARIMORE, WALLACE E.	4,990	4,990	0	0
LARS INDUSTRIES, INC.	3,883	3,883	0	0
LARSCOM, INC.	34,106	33,106	1,000	0
LARSON ELECTRONIC GLASS	5,769	5,769	0	0
LAS CRUCES PORTABLE & MODULAR BUILDING & SPAS	1,885	1,885	0	1,885
LASER ANALYTICAL SYSTEMS	54,053	0	54,053	0
LASER ATLANTA OPTICS, INC.	2,995	2,995	0	0
LASER LIFE TECHNOLOGIES	217,552	0	217,552	0
LASER MASTER TECHNOLOGIES, INC.	25,192	25,192	0	0
LASER OPTICS, INC.	5,020	5,020	0	0
LASER PHOTONICS, INC.	57,329	19,145	38,184	0
LASER POWER CORP.	8,750	0	8,750	0
LASER PROBE, INC.	1,775	1,775	0	0
LASE-R SHIELD, INC.	32,646	29,401	3,245	32,646
LASER SPECIALISTS, INC.	2,961	2,961	0	2,961
LASER TECHNICAL SERVICES	7,500	0	7,500	0
LASERFAB, INC. OF CALIFORNIA	2,400	2,400	0	0
LASERMAX, INC.	9,525	9,525	0	0
LASIRIS, INC.	12,312	12,312	0	0
LATVIAN ACADEMY OF SCIENCES NUCLEAR RESEARCH CENTER	25,000	25,000	0	0
LAURELL TECHNOLOGIES CORP.	10,845	10,845	0	0
LAVENIR TECHNOLOGY	59,660	0	59,660	0
LAVERNIA, DR. ENRIQUE	34,000	0	34,000	0
LAVERSAB	8,390	0	8,390	0

Supplier Name	Total \$	SNL/NM \$	SNL/CA \$	NM \$
LAWRENCE SEMICONDUCTOR LABS, INC.	131,000	131,000	0	0
LAWRENCE, BOB & ASSOCIATES, INC.	120,002	120,002	0	0
LAWSON DRAYAGE, INC.	2,380	0	2,380	0
LAW, AVERILL M.	8,390	8,390	0	0
LAYTON GRAPHICS, INC.	30,000	30,000	0	0
LC ENTERPRISES	3,272	3,272	0	0
LEARNING LAB, THE	1,735	1,735	0	1,735
LEARNING TREE INTERNATIONAL	5,995	5,995	0	0
LEARNING TREE INTERNATIONAL USA, INC.	26,145	26,145	0	0
LEASING SOLUTIONS, INC.	4,976	4,976	0	0
LEBOW CO.	78,453	71,250	7,203	0
LECHEL, INC.	380,000	380,000	0	380,000
LECO CORP.	16,343	14,861	1,481	0
LECROY CORP.	553,219	527,122	26,097	0
LEDTRONICS, INC.	1,462	1,462	0	0
LEE LANDSCAPES, INC.	17,078	17,078	0	17,078
LEED PLASTICS CORP.	3,179	3,179	0	0
LEEDS & NORTHRUP CO.	3,877	395	3,482	0
LEEMAN LABS, INC.	4,210	4,210	0	0
LEE, K. O. CO.	1,250	1,250	0	0
LEFEBURE CORP.	8,270	0	8,270	0
LEGAL ASSISTANTS ASSISTANCE	1,400	1,400	0	1,400
LEGASYS INTERNATIONAL	15,590	15,590	0	0
LEGATO SYSTEMS, INC.	8,550	8,550	0	0
LEGGETT, DR. RICHARD	15,000	15,000	0	0
LEGI-SLATE, INC.	72,982	72,982	0	0
LEHIGH UNIVERSITY	1,000	1,000	0	0
LEHMAN, HOWARD T.	1,100	1,100	0	1,100
LEICA, INC.	45,950	45,552	398	0
LEICO INDUSTRIES, INC.	10,520	10,520	0	0
LEIGHTON STONE CORP.	1,454	0	1,454	0
LEM DYNAMP, INC.	3,996	3,996	0	0
LEM INSTRUMENTS	1,380	0	1,380	0
LEMO USA, INC.	6,585	6,585	0	2,773
LENTHOR ENGINEERING	3,215	3,215	0	0
LEO ELECTRON MICROSCOPY	5,128	5,128	0	0
LESKER, KURT J. CO.	110,461	42,442	68,019	0
LESLIE'S SWIMMING POOL SUPPLIES	2,036	2,036	0	2,036
LESSONS IN LEADERSHIP	11,513	11,513	0	0
LEVINSON INSTITUTE, THE	94,950	94,950	0	0
LEVIN, LOUIS & SONS, INC.	2,920	2,682	238	0
LEVI, RAY & SHOUP, INC.	3,749	3,749	0	0
LEVY, DAVID	1,200	1,200	0	0
LEVY, SAMUEL C.	1,500	1,500	0	1,500
LEWIS & ASSOCIATES	1,934	1,934	0	1,934
LEXEL LASER, INC.	9,616	0	9,616	0
LEXIS-NEXIS	81,000	81,000	0	0
LEXMARK INTERNATIONAL, INC.	6,338	6,338	0	4,962
LEYBOLD INFICON, INC.	75,962	74,282	1,680	20,344
LEYBOLD VACUUM PRODUCTS, INC.	35,696	34,307	1,389	30,807
LFE PLASMA SYSTEMS	1,870	575	1,295	0
LIBERTY INDUSTRIES, INC.	1,385	1,385	0	0
LIBRARY SYSTEMS & SERVICES, INC. (LSSI)	80,000	80,000	0	0
LICEL GBR	12,596	0	12,596	0
LIEBERT CORP.	195,509	173,684	21,825	7,324
LIFE SCIENCES INTERNATIONAL	1,934	1,934	0	0
LIFT EQUIPMENT CERTIFICATION CO.	5,470	5,470	0	0
LIGHT AGE, INC.	139,700	139,700	0	0
LIGHTING ANALYSTS, INC.	4,177	4,177	0	0

Supplier Name	Total \$	SNL/NM \$	SNL/CA \$	NM \$
LIGHTNING OPTICAL CORP.	5,020	0	5,020	0
LIGHTNING PROTECTION CORP.	3,284	3,284	0	0
LIGHTWAVE ELECTRONICS CORP.	46,297	0	46,297	0
LIM & ORZECOWSKI ASSOCIATES	25,000	0	25,000	0
LIMIT POINT SYSTEMS	755,067	0	755,067	0
LINDBERG CO.	5,487	4,271	1,216	0
LINDE, MARK	4,000	0	4,000	0
LINDGREN RF ENCLOSURES, INC.	12,437	12,437	0	12,437
LINEAR RESEARCH, INC.	3,100	3,100	0	0
LINEAR SALES CORP.	2,588	2,588	0	0
LINEAR TECHNOLOGY CORP.	78,380	78,380	0	0
LINK INSTRUMENTS, INC.	3,599	3,599	0	0
LINOTYPE-HELL CO.	63,445	27,304	36,141	0
LIREBEN ASSOCIATES ENGINEERED PRODUCTS, INC.	10,500	10,500	0	0
LIST, GEORGE	12,000	12,000	0	0
LITE-CHECK, INC.	70,700	70,700	0	0
LITH EXCEL	1,898	1,898	0	1,898
LITHO SUPPLY, INC.	17,191	17,191	0	17,191
LITHOEXCEL	13,981	13,981	0	13,981
LITHOGRAPHIC HORIZONS, INC.	1,040	0	1,040	0
LITHOGRAPHY REPAIR SERVICE	2,500	2,500	0	2,500
LITTLE, ARTHUR D., INC.	17,878	17,878	0	0
LITTON AIRTRON	15,030	15,030	0	0
LITTON INDUSTRIES, INC.	3,766	3,766	0	0
LITTON SYSTEMS, INC.	8,000	8,000	0	0
LIVERMORE CONCRETE CO.	1,981	0	1,981	0
LIVERMORE CYCLERY	4,599	0	4,599	0
LIVERMORE SAW & MOWER SHOP	5,235	0	5,235	0
LIVERMORE UNIFIED SCHOOL DISTRICT	25,000	0	25,000	0
LIVERMORE VALLEY RADIOLOGISTS MEDICAL GROUP, INC.	1,200	0	1,200	0
LIVERMORE-DUBLIN DISPOSAL	30,000	0	30,000	0
LIVESAY CONSULTANTS	35,690	35,690	0	0
LI, DR. YONGSHENG	10,000	10,000	0	0
LK MACHINE, INC.	7,358	7,358	0	7,358
LK TECHNOLOGIES II, INC.	1,280	1,280	0	0
LLOYD'S MARITIME INFORMATION SERVICES, INC.	1,500	1,500	0	0
LMC PROPERTIES, INC.	919,654	919,654	0	0
LOBO LIFT, INC.	13,719	13,719	0	13,719
LOCKFAST WEST	4,092	4,092	0	0
LOCKHEED MARTIN CORP.	298,558	298,558	0	0
LOCKHEED MARTIN FEDERAL SYSTEMS (LMFS)	209,634	209,634	0	0
LOCKHEED MARTIN PRICE SYSTEMS, INC.	142,525	142,525	0	0
LOCKHEED MARTIN SPECIALTY COMPONENTS	10,000	10,000	0	0
LOCKHEED MARTIN TELEMETRY	16,668	16,668	0	0
LOCKMASTERS, INC.	11,689	11,689	0	0
LOCKWOOD GREENE TECHNOLOGIES	3,133,824	3,133,824	0	0
LOFTWARE, INC.	1,393	1,393	0	0
LOGAN & ASSOCIATES	29,900	29,900	0	29,900
LOGIC WORKS, INC.	16,695	16,695	0	0
LOGICAL DEVICES, INC.	2,445	2,445	0	0
LOGICAL TECHNOLOGY, INC.	7,950	7,950	0	0
LOGICRAFT, INC.	10,351	10,351	0	0
LOHKAMP, JAMES E.	6,000	6,000	0	6,000
LONE STAR SAFETY & SUPPLY	2,453	2,453	0	0
LONG ISLAND SCIENTIFIC EQUIPMENT CORP.	5,350	5,350	0	0
LOOP TECH INTERNATIONAL	1,784	1,784	0	0
LORAL CONIC	157,658	157,658	0	0

Supplier Name	Total \$	SNL/NM \$	SNL/CA \$	NM \$
LORAL CORP.	67,469	67,469	0	29,210
LORAL MICROCOM CORP.	87,138	87,138	0	0
LORANGER INTERNATIONAL CORP.	10,809	10,809	0	0
LOREE GOLD STAMPING & BADGE CO.	13,200	13,200	0	13,200
LOS ALAMOS TECHNICAL ASSOCIATES, INC.	639,939	639,939	0	639,939
LOUTTIT, LAURA	6,250	0	6,250	0
LOVELACE INSTITUTES, THE	20,328	20,328	0	20,328
LOVELACE, INC.	333,000	333,000	0	333,000
LOWRY COMPUTER PRODUCTS, INC.	10,217	10,217	0	0
LPKF CAD/CAM SYSTEMS	46,544	46,544	0	0
LRL ENERGY SERVICES	300,000	300,000	0	0
LSI LASER SCIENCE, INC.	5,500	0	5,500	0
LSM INTERNATIONAL	1,322	1,322	0	0
LTR TRAINING SYSTEMS	9,000	9,000	0	0
LUBIN, L. J., INC.	1,588,696	1,588,696	0	1,588,696
LUCAS CONTROL SYSTEMS PRODUCTS	16,323	16,323	0	0
LUCAS NOVA SENSOR	1,464	1,464	0	0
LUCAS WEINSCHEL	15,290	15,290	0	0
LUCAS, BRIAN	2,600	0	2,600	0
LUCAS/SIGNATONE CORP.	51,770	51,770	0	0
LUCE PRESS CLIPPINGS	10,000	10,000	0	0
LUCENT TECHNOLOGIES, INC.	909,556	859,992	49,564	0
LUCIFER FURNACES, INC.	1,975	0	1,975	0
LUDECA, INC.	1,218	1,218	0	0
LUDLOW TECHNICAL PRODUCTS	1,570	1,570	0	0
LUDLUM MEASUREMENTS, INC.	7,561	5,944	1,617	0
LUJAN SOFTWARE SERVICES, INC.	594,000	594,000	0	594,000
LUMBERG, INC.	7,472	7,472	0	0
LUMBER, INC.	2,813	2,813	0	2,813
LUMONICS, INC.	278,464	267,070	11,394	0
LUNDBERG PRODUCT DEVELOPMENT	13,564	0	13,564	0
LUND, JAMES C.	40,910	0	40,910	0
LUSK METALS	5,577	0	5,577	0
LUSSIER, O. EUGENE	260,488	260,488	0	0
LUXEL CORP.	7,750	7,750	0	0
LUXTRON CORP.	74,690	68,660	6,030	0
LVB DESIGN, INC.	25,389	25,389	0	25,389
LVIV STATE UNIVERSITY	15,000	15,000	0	0
LYNFIELD CONSULTING, INC.	1,216,443	1,216,443	0	1,216,443
LYNX GEOSYSTEMS, INC.	6,500	6,500	0	0
M&K ENTERPRISES	43,870	43,870	0	0
M&M HONDA MOTO GUZZI	5,095	5,095	0	5,095
M&M PRECISION GROUTING	58,875	58,875	0	0
M&T TECHNOLOGIES	4,243	4,243	0	0
M/A-COM GOVERNMENT PRODUCTS, INC.	3,185	3,185	0	0
M/A-COM, INC.	38,931	38,931	0	0
M MEDIA RESEARCH CORP.	1,768	1,768	0	0
MAC HI REACH	11,304	11,304	0	0
MAC WAREHOUSE	168,625	20,436	148,189	0
MACCABE, ARTHUR B.	4,600	4,600	0	4,600
MACCOR, INC.	3,850	3,850	0	0
MACDONALD, R. F. CO.	5,993	0	5,993	0
MACFARLANE, JOSEPH J.	15,000	15,000	0	0
MACHINE SUPPLY CO.	15,454	15,454	0	0
MACK TRUCK SALES	5,396	0	5,396	0
MACLACHLAN, DR. ALEXANDER	7,000	7,000	0	0
MACNEAL-SCHWENDLER CORP., THE	88,065	88,065	0	0
MACRO INTERNATIONAL, INC.	60,000	60,000	0	0
MACRO METALLICS	5,700	0	5,700	0

Supplier Name	Total \$	SNL/NM \$	SNL/CA \$	NM \$
MACRO SENSORS	3,627	3,627	0	0
MACROAMP, INC.	82,129	82,129	0	0
MACROMEDIA, INC.	15,587	13,368	2,219	0
MACTEC	11,852	11,852	0	0
MACTRONIX, INC.	6,715	6,715	0	0
MACWAREHOUSE	8,438	2,073	6,365	0
MADE TO ORDER	1,071	1,071	0	1,071
MADISON OPTICAL, INC.	2,027	2,027	0	0
MADOU, MARC J.	15,250	15,250	0	0
MADSEN, MARTIN CO.	1,260	0	1,260	0
MAGELLAN'S CATALOG	1,569	1,470	99	0
MAGICRAM	2,296	498	1,798	0
MAGNEPAN, INC.	1,140	1,140	0	0
MAGNET SALES & MANUFACTURING CO.	3,078	2,463	615	0
MAGNETIC METALS CORP.	2,406	2,406	0	0
MAGNETIC MOMENTS LLC	60,000	60,000	0	0
MAGNETIC SHIELD CORP.	1,661	1,661	0	1,661
MAGNUM PRECISION MACHINES, INC.	26,217	26,217	0	26,217
MAGORIAN, THOMAS R.	9,311	9,311	0	0
MAGSOFT CORP.	2,940	2,940	0	0
MAGTROL, INC.	13,900	13,900	0	0
MAHR CORP.	30,460	30,460	0	0
MAIL WELL ENVELOPE	1,233	0	1,233	0
MAINSTAY	6,445	179	6,266	0
MAJORS SCIENTIFIC BOOKS, INC.	14,618	14,618	0	0
MALOY MOBILE STORAGE	111,135	111,135	0	111,135
MANAGED REHAB PRODUCTS	2,325	2,325	0	0
MANAGEMENT CONSULTANTS	115,000	115,000	0	115,000
MANAGEMENT SCIENCES, INC.	17,875	17,875	0	17,875
MANAGEMENT STRATEGIES, INC.	30,616	30,616	0	0
MANCO PRODUCTS	1,178	1,178	0	0
MANDELBAUM, MICHAEL	15,000	0	15,000	0
MANHATTAN CONSTRUCTION	798,732	798,732	0	798,732
MANNINGTON CARPET, INC.	16,810	16,810	0	0
MANPOWER, INC.	28,700	28,700	0	28,700
MAPPING INFORMATION SYSTEMS CORP.	7,341	7,341	0	0
MARCHI, NORMAN ASSOCIATES	39,351	0	39,351	0
MARCO STEEL & ALUMINUM, INC.	83,801	83,801	0	83,801
MARCONI INSTRUMENTS, INC.	1,125	1,125	0	0
MARCONI SYSTEMS TECHNOLOGY	5,175	5,175	0	0
MARINO GAGES	2,530	0	2,530	0
MARION, JOHN	11,666	1,666	10,000	0
MARIPOSA VIDEO	13,497	13,497	0	13,497
MARK SYSTEMS, INC.	11,665	11,665	0	0
MARKAKIS, JEFFREY M.	45,092	0	45,092	0
MARKERTEK VIDEO SUPPLY	2,970	0	2,970	0
MARKOWITZ & MCNAUGHTON, INC.	12,246	0	12,246	0
MARKS & ASSOCIATES	1,580	1,580	0	0
MARK, BATES ASSOCIATES	2,637	2,637	0	0
MARMON MOTOR CO.	424,259	424,259	0	0
MAROTTA SCIENTIFIC CONTROLS, INC.	59,600	0	59,600	0
MARRIOTT MANAGEMENT SERVICES CORP.	300,000	300,000	0	0
MARSHALL ELECTRONICS, INC.	6,568	6,568	0	0
MARSHALL INDUSTRIES	13,028	9,238	3,790	0
MARSHALL-NEWELL SUPPLY CO.	3,194	0	3,194	0
MARSHALL, ALBERT	18,000	0	18,000	0
MARTIN MARIETTA SPECIALTY COMPONENTS, INC.	5,223	5,223	0	0
MARTINELL, RONALD E.	7,166	1,666	5,500	0
MARTINEZ, M. G.	68,500	68,500	0	68,500

Supplier Name	Total \$	SNL/NM \$	SNL/CA \$	NM \$
MARTIN, CHRISTOPHER	12,000	12,000	0	0
MARTZ, NATHAN C.	83,888	83,888	0	83,888
MARUBENI SPECIALTY CHEMICALS, INC.	4,640	4,640	0	0
MARWAY PRODUCTS, INC.	3,027	3,027	0	0
MAS	2,690	0	2,690	0
MASK TECHNOLOGY, INC.	4,960	4,960	0	0
MASS CONSORTIUM	2,000	2,000	0	0
MASSACHUSETTS GENERAL HOSPITAL	428,312	428,312	0	0
MASSACHUSETTS INSTITUTE OF TECHNOLOGY	442,392	258,059	184,333	0
MASSEY, JOHNSON ASSOCIATES	2,607	2,607	0	2,607
MASS-FLEX RESEARCH	9,709	9,709	0	0
MASTER MACHINE TOOLS, INC.	2,627	2,627	0	0
MASTER PROTECTION ENTERPRISES	1,271	1,271	0	1,271
MASTERCRAFT SIGNS	2,195	2,195	0	2,195
MASTERING COMPUTERS	7,223	7,223	0	0
MASTERMIND TECHNOLOGIES, INC.	1,516,520	1,516,075	445	1,516,520
MASYS, DR. DANIEL R.	5,800	5,800	0	0
MATE PUNCH & DIE CO.	1,815	1,815	0	0
MATECK	3,770	0	3,770	0
MATERIAL HANDLING SPECIALISTS	30,605	30,605	0	30,605
MATERIALS DATA, INC.	6,400	1,400	5,000	0
MATERIALS RESEARCH CORP.	6,004	6,004	0	0
MATERIALS, INC.	163,676	163,676	0	163,676
MATH ASSOCIATES, INC.	10,675	5,505	5,170	0
MATHESON GAS PRODUCTS, INC.	47,195	1,849	45,346	0
MATHESON/SEMIGAS SYSTEMS	101,363	101,363	0	0
MATHIS, R. D. CO.	6,619	6,122	498	0
MATHSOFT, INC.	15,039	14,047	992	0
MATHWORKS, INC., THE	243,771	201,315	42,456	0
MATRIX CORP.	13,945	13,945	0	0
MATRIX INTEGRATED SYSTEMS, INC.	20,499	20,499	0	0
MATRIX INTERFACE TECHNOLOGIES	8,230	8,230	0	0
MATRIX INTERNATIONAL, INC.	10,000	10,000	0	0
MATSUSADA PRECISION DEVICE	5,190	1,190	4,000	0
MATTSON INSTRUMENTS, INC.	6,978	6,978	0	0
MAURY MICROWAVE CORP.	64,253	64,253	0	0
MAX ENHANCEMENT GROUP	3,300	0	3,300	0
MAXEY, BRUCE	2,500	2,500	0	2,500
MAXIMUS COMPUTERS	11,695	4,553	7,142	0
MAXTEK, INC.	3,280	1,280	2,000	0
MAXWELL LABORATORIES, INC.	520,464	520,464	0	0
MAY MANUFACTURING CO.	9,914	9,914	0	0
MAYAK PRODUCTION ASSOCIATION	249,200	249,200	0	0
MAYER, ANDREW J.	15,000	15,000	0	15,000
MAYHEW CO., THE	16,074	16,074	0	16,074
MAYLINE CO.	1,102	1,102	0	0
MB DYNAMICS, INC.	1,451	1,451	0	0
MB OIL CO.	148,925	148,925	0	148,925
MC MACHINERY SYSTEMS	3,554	1,812	1,742	0
MCAFFEE	153,735	153,735	0	0
MCALLISTER, LINDA	1,600	1,600	0	1,600
MCBRIDE & ASSOCIATES	8,553,595	8,161,850	391,746	8,553,595
MCBRIDE'S SPRINGS & WELDING, INC.	2,535	2,535	0	2,535
MCC POWERS PROCESS CONTROLS	1,496	1,496	0	0
MCCABE & ASSOCIATES	8,850	8,850	0	0
MCCARTHY SCIENTIFIC CO.	2,823	2,823	0	0
MCCOY & ASSOCIATES, INC.	25,000	25,000	0	0
MCCRONE ACCESSORIES & COMPONENTS	1,750	1,750	0	0
MCCULLOCH, PATRICK	11,538	11,538	0	0

Supplier Name	Total \$	SNL/NM \$	SNL/CA \$	NM \$
MCDADE-WOODCOCK, INC.	2,533,837	2,533,837	0	2,533,837
MCDERMOTT, WILL & EMERY	51,600	51,600	0	0
MCDONALD, GERALD W., PHD	23,000	23,000	0	0
MCDONNELL DOUGLAS CORP.	925,949	925,949	0	0
MCDOWELL, DAVID	10,000	0	10,000	0
MCE EAST BAY	7,900	0	7,900	0
MCEACHERN, MICHELE	1,600	1,600	0	1,600
MCGARD, INC.	1,265	0	1,265	0
MCGOVERN, JAMES J.	25,000	25,000	0	0
MCGUCKEN, DR. TOM	4,600	4,600	0	4,600
MCGUIRE INDUSTRIES, INC.	1,633	1,633	0	1,633
MCHANNEY ENGINEERING, INC.	5,525	0	5,525	0
MCINTURFF, KATHLEEN	1,600	1,600	0	1,600
MCINTYRE, SCOTT ASSOCIATES	9,315	9,315	0	0
MCJUNKIN CORP.	8,522	8,522	0	0
MCK ANALYTICAL	2,000	2,000	0	0
MCKECHNIE, DR. T. STEWART	12,630	12,630	0	12,630
MCKELL, LINDA JOY	20,000	0	20,000	0
MCKENNA & CUNEO, LLP	70,631	70,631	0	0
MCKINLEY SALES CO., INC.	32,136	32,136	0	32,136
MCMASTER-CARR SUPPLY CO.	139,762	66,575	73,187	0
MCMILLAN, WILLIAM	10,000	10,000	0	0
MCNAMARA, TODD ASSOCIATES	9,000	9,000	0	9,000
MCNICHOLS CO.	5,319	5,319	0	0
MCP WAFER TECHNOLOGY, LTD.	19,600	19,600	0	0
MCS, INC.	6,691	6,691	0	0
MCT INDUSTRIES, INC.	26,710	26,710	0	26,710
MCWHORTER'S STATIONERY	3,605	0	3,605	0
MDC VACUUM PRODUCTS CORP.	222,662	62,693	159,969	6,550
MDL INFORMATION SYSTEMS, INC.	17,000	17,000	0	0
MDM ENTERPRISES	1,699	1,699	0	1,699
MEADOWLARK OPTICS	44,091	44,091	0	0
MEANS, R. S. CO., INC.	1,165	1,165	0	0
MEASUREMENT CONTROL SYSTEMS	1,802	1,802	0	0
MEASUREMENTS GROUP, INC.	33,268	33,048	220	5,184
MEASUREMENTS INTERNATIONAL, LTD.	7,450	7,450	0	0
MECHANICAL DYNAMICS, INC.	48,660	48,660	0	0
MECHANICAL REPRESENTATIVES, INC.	2,839	2,839	0	2,839
MEDECO SECURITY LOCKS, INC.	15,149	0	15,149	0
MEDI	8,010	0	8,010	0
MEDIA GROUP	17,114	17,114	0	0
MEDIA INTEGRATION	51,410	0	51,410	0
MEDIA LAB, INC.	12,980	12,980	0	0
MEDIA SOURCE	2,090	2,090	0	0
MEDIAWORKS ADVERTISING SPECIALTIES	15,641	15,641	0	15,641
MEDICAL SPECIALISTS CO.	1,144	1,144	0	1,144
MEDOPTICS	1,500	1,500	0	0
MEDOX ELECTRO-OPTICS	3,800	3,800	0	0
MEDTHERM CORP.	10,540	7,623	2,917	0
MEGA NETWORK, INC.	14,520	0	14,520	0
MEGAHAUS	30,137	27,796	2,341	0
MEGATECH	4,221	4,221	0	0
MEGLEN, JO	20,000	20,000	0	0
MEHL, CLARENCE R.	1,666	1,666	0	1,666
MEISEI CORP.	1,365	1,365	0	0
MELCOR/MATERIALS ELECTRONIC PRODUCTS CORP.	2,648	2,648	0	0
MELLES-GRIOT, INC.	91,728	78,836	12,893	0
MELROE CO.	39,516	39,516	0	0

Supplier Name	Total \$	SNL/NM \$	SNL/CA \$	NM \$
MEMC ELECTRONIC MATERIALS, INC.	142,935	142,935	0	0
MEMORY 4 LESS	8,546	0	8,546	0
MEMORY CONNECTION, INC.	27,840	27,840	0	0
MEMORY CPU WAREHOUSE	9,316	9,316	0	0
MEMORY DIRECT	14,716	0	14,716	0
MEMTECH TECHNOLOGY	1,759	1,759	0	0
MENCHES TOOL & DIE, INC.	5,048	0	5,048	0
MENDEZ, ANA G. UNIVERSITY SYSTEM	248,148	248,148	0	0
MENDEZ, ILEANA	7,200	7,200	0	7,200
MENSCO, INC.	5,981	0	5,981	0
MENSOR CORP.	4,665	4,665	0	0
MENTALIX, INC.	9,820	9,820	0	0
MENTOR GRAPHICS CORP.	300,648	300,648	0	0
MERCER, WILLIAM M., INC.	269,800	269,800	0	269,800
MERCHANTEK, INC.	7,220	7,220	0	0
MERCK & CO., INC.	5,000	5,000	0	0
MERCRON, INC.	1,418	1,418	0	0
MERCURY COMPUTER SYSTEMS, INC.	14,600	14,600	0	0
MERCURY INTERACTIVE CORP.	4,481	4,481	0	0
MERISEL	8,477	8,477	0	0
MERKEL, MELVIN A.	8,000	8,000	0	0
MERRICK & CO.	49,777	49,777	0	49,777
MERRILL, DR. CELIA	20,000	20,000	0	20,000
MERRIMAC INDUSTRIES, INC.	48,961	48,961	0	1,400
MESA COMMUNITY COLLEGE	1,875	1,875	0	0
MESA EQUIPMENT & SUPPLY CO.	23,615	23,615	0	23,615
MESA REPROGRAPHICS	168,735	168,735	0	168,735
MESA WEST, INC.	3,594	0	3,594	0
MET ONE INSTRUMENTS, INC.	5,590	5,590	0	0
MET ONE, INC.	3,795	3,795	0	0
META SOFTWARE, INC.	5,748	5,748	0	0
METACHEM TECHNOLOGIES	2,533	2,533	0	0
METAL BELLOWS, INC.	1,260	1,260	0	0
METAL CRYSTALS & OXIDES, LTD.	3,460	3,460	0	0
METAL MART, INC.	1,147	0	1,147	0
METAL SAMPLES CO., INC.	31,300	30,715	585	0
METALCRAFT, INC.	3,927	3,927	0	0
METALLOGRAPHIC LABORATORY SERVICE	27,000	0	27,000	0
META-SOFTWARE, INC.	7,840	7,840	0	0
METATECH CORP.	12,890	12,890	0	12,890
MET-CHEM WEST	19,500	19,500	0	0
METCO, INC.	2,958	2,958	0	0
METEOR OPTICS, INC.	20,500	20,500	0	0
METEOROLOGICAL PRODUCTS, INC.	10,452	10,452	0	0
METOREX, INC.	6,399	6,399	0	0
MET-PRO CORP.	1,350	1,350	0	0
METRAPLEX CORP.	72,300	72,300	0	47,800
METRIC & MULTISTANDARDS COMPONENTS CORP.	1,439	1,439	0	0
METRICS TECHNOLOGY, INC.	144,454	144,454	0	144,454
METRO COMPUTER WORLD	102,689	102,689	0	102,689
METRO-LINE INDUSTRIES, INC.	5,255	5,255	0	0
METROLINE INDUSTRIES, INC.	1,846	1,846	0	0
METROLOGY & TOOLING, INC.	1,190	1,190	0	0
METRON TECHNOLOGY	24,355	24,355	0	0
METROPOLITAN LIFE	402,730	402,730	0	0
METROSONICS, INC.	6,730	6,730	0	0
METRUM, INC.	548,650	548,650	0	0
METTLER-TOLEDO, INC.	3,905	1,255	2,650	0

Supplier Name	Total \$	SNL/NM \$	SNL/CA \$	NM \$
MEV TECHNOLOGY	4,900	4,900	0	0
MEVATEC	7,490	7,490	0	7,490
MEYERS, B. E. CO.	18,975	18,975	0	0
MF PHYSICS CORP.	54,136	54,136	0	0
MG DESIGN	143,253	143,253	0	0
MGI/METALAGRAPHS	34,120	34,120	0	0
MGJ ENTERPRISES	1,200	1,200	0	1,200
MICHAELS OF SAN FRANCISCO	1,257	0	1,257	0
MICHAEL, MERLIN	10,000	0	10,000	0
MICHIGAN STATE UNIVERSITY	148,126	148,126	0	0
MICHIGAN TECHNOLOGICAL UNIVERSITY	50,925	50,925	0	0
MICREL SEMICONDUCTOR	30,000	30,000	0	0
MICRION CORP.	60,000	60,000	0	0
MICRO COMPUTER SUPPORT, INC.	10,507	0	10,507	0
MICRO E, INC.	10,300	10,300	0	0
MICRO FIRMWARE	3,820	3,820	0	0
MICRO GROUP, INC.	2,004	491	1,513	0
MICRO MARK	2,404	1,931	473	0
MICRO MEMORY, INC.	6,820	6,820	0	0
MICRO MO ELECTRONICS, INC.	2,947	2,947	0	0
MICRO PHOTONICS, INC.	23,200	23,200	0	0
MICRO POWER ELECTRONICS	1,658	1,658	0	0
MICRO PRODUCT DISTRIBUTORS, INC. (MPD)	6,112	6,112	0	0
MICRO PRO, INC.	3,920	3,920	0	0
MICRO RF SYSTEMS	4,700	4,700	0	0
MICRO SENSE, INC.	1,703	0	1,703	0
MICRO SUBSTRATES CORP.	3,120	3,120	0	0
MICRO SURFACE ENGINEERING, INC.	1,692	1,532	160	0
MICRO TECHNOLOGY, INC.	23,993	23,993	0	0
MICRO VISION SYSTEMS	1,185	0	1,185	0
MICROAGE	12,800	7,522	5,278	0
MICROAGE COMPUTER CENTER	15,609	0	15,609	0
MICROAGE INFORMATION SERVICE	12,077	0	12,077	0
MICROAGE OF ALBUQUERQUE, INC.	5,900	5,900	0	5,900
MICROBE INOTECH LABS	2,800	2,800	0	0
MICROCAL SOFTWARE, INC.	10,037	7,835	2,202	0
MICROCIRCUIT ENGINEERING CORP.	6,776	6,776	0	0
MICRO-COAX COMPONENTS, INC.	1,460	1,460	0	0
MICROCRAFT, INC.	746,202	746,202	0	0
MICRODOT CONNECTORS	8,203	8,203	0	0
MICRODYNE, CORP.	195,860	11,225	184,635	0
MICROFIELD GRAPHICS, INC.	7,743	7,743	0	0
MICROFLEX MEDICAL CORP.	1,795	1,795	0	0
MICRO-FRAME TECHNOLOGIES, INC.	12,000	12,000	0	0
MICROHOUSE, INC.	1,143	1,143	0	0
MICROLAB/FXR	3,870	3,870	0	0
MICROLAND, INC.	100,960	100,960	0	100,960
MICROLITHOGRAPHY CHEMICAL CORP.	1,460	1,460	0	0
MICROMANIPULATOR CO., INC., THE	88,399	88,399	0	0
MICROMECH MANUFACTURING CORP.	1,481	1,481	0	0
MICROMEDEX, INC.	20,781	17,549	3,232	0
MICROMERITICS INSTRUMENT CORP.	93,475	89,277	4,198	0
MICROMETALS, INC.	697,907	697,907	0	0
MICRO-MODE PRODUCTS, INC.	1,944	1,330	614	0
MICRON COMPUTER, INC.	87,365	87,365	0	0
MICRON ELECTRONICS, INC.	798,304	538,419	259,885	0
MICROPHASE LABORATORIES, INC.	23,910	23,910	0	23,910
MICROPOLIS	2,800	2,800	0	0
MICROSCAN SYSTEMS	3,445	3,445	0	0

Supplier Name	Total \$	SNL/NM \$	SNL/CA \$	NM \$
MICROSEMI CORP.	30,691	30,691	0	0
MICROSIM CORP.	141,240	102,569	38,671	0
MICROSI, INC.	3,200	3,200	0	0
MICROSOFT CORP.	102,558	99,925	2,633	0
MICROSOUTH, INC.	2,467	2,467	0	0
MICROSPOT USA, INC.	1,183	225	958	0
MICROTEC RESEARCH, INC.	19,110	19,110	0	0
MICROTECH ASSOCIATES, INC.	1,712	1,712	0	0
MICROTECH, INC.	1,286	1,286	0	0
MICROWAREHOUSE	29,413	25,842	3,571	0
MICROWAVE SOLUTIONS, INC.	15,965	15,965	0	0
MICROWORK, INC.	1,600	1,600	0	0
MICTRON, INC.	1,737	1,737	0	0
MIDAC CORP.	2,740	2,740	0	0
MIDAK UNIVERSITY	7,620	7,620	0	0
MID-CONTINENT INSTRUMENT CO., INC.	2,700	2,700	0	0
MIDCON, INC.	39,129	39,129	0	39,129
MIDDLE ROAD SOFTWARE	5,765	5,765	0	0
MIDDLETON BAY AIRGAS	4,873	0	4,873	0
MIDLAND INTERNATIONAL CORP.	2,972	2,972	0	0
MIDWEST COMPUTER WORKS	4,955	4,955	0	0
MIDWEST MICRO-PHERIPHERALS	3,554	3,554	0	0
MIDWEST OPTICAL SYSTEMS	1,275	1,275	0	0
MIDWEST RESEARCH INSTITUTE	29,868	0	29,868	0
MIELE USA	28,132	200	27,932	0
MIE, INC.	1,639	1,639	0	0
MIHALISIN ASSOCIATES, INC.	4,559	4,559	0	0
MIKE'S WELDING SERVICE	1,690	1,690	0	1,690
MIKRON INSTRUMENT CO., INC.	23,099	17,589	5,510	0
MIKRON INSTRUMENTS	29,995	29,995	0	0
MIL 3, INC.	68,000	36,000	32,000	0
MILAM, STUART B.	17,000	17,000	0	17,000
MILETUS ASSOCIATES, INC.	7,665	7,665	0	7,665
MILGRAY ELECTRONICS, INC.	3,289	0	3,289	0
MILITARY & AEROSPACE SALES, INC.	165,205	165,205	0	0
MILLENIUM TECHNOLOGIES, INC.	3,750	3,750	0	0
MILLENNIUM GRAPHICS	3,549	0	3,549	0
MILLER THERMAL, INC.	2,954	2,954	0	0
MILLER, L. C. CO.	2,213	2,213	0	0
MILLER, R. A. INDUSTRIES, INC.	1,052	0	1,052	0
MILLICAN & ASSOCIATES	354,420	398,152	(43,732)	0
MILLIPORE CORP.	24,062	22,332	1,730	0
MILLITECH CORP.	4,449	4,449	0	0
MILOVIC, D. K. CO.	12,173	0	12,173	0
MILSAP BODY	2,500	2,500	0	0
MIL-SPEC MAGNETICS, INC.	112,448	112,448	0	0
MINARIK ELECTRIC CO.	10,932	9,614	1,319	0
MINCO PRODUCTS, INC.	6,546	6,546	0	0
MINE SAFETY APPLIANCES CO.	9,995	7,883	2,112	0
MINE SUPPLY CO., THE	24,532	24,532	0	24,532
MIN-E-CON	31,364	31,364	0	0
MINI SYSTEMS, INC.	7,321	7,321	0	0
MINIATURE PRECISION BEARING CORP. (MPB)	16,712	16,712	0	0
MINIATURE PRODUCTS	6,690	6,690	0	6,690
MINITAB, INC.	9,805	9,805	0	0
MINNESOTA MINING & MANUFACTURING CO.	65,406	62,963	2,442	0
MINNESOTA WESTERN	3,552	0	3,552	0
MINOLTA BUSINESS SYSTEMS	3,096	0	3,096	0
MINOLTA CORP.	1,490	1,490	0	0

Supplier Name	Total \$	SNL/NM \$	SNL/CA \$	NM \$
MIPS DATALINE AMERICA, INC.	1,539	1,539	0	0
MIRO COMPUTER PRODUCTS	1,858	1,858	0	0
MISCO, INC.	1,146	590	556	0
MISONIX, INC.	3,594	3,594	0	0
MISSION RESEARCH CORP.	1,080,345	1,078,736	1,609	295,486
MITA COPYSTAR AMERICA	4,411	4,411	0	0
MITCHELL-BATE CO.	10,305	10,305	0	0
MI-TECH METALS, INC.	2,085	2,085	0	0
MITEK SYSTEMS, INC.	7,875	7,875	0	0
MITEL, INC.	2,380	2,380	0	0
MITEQ, INC.	773,238	773,238	0	0
MITSUBISHI CABLE AMERICA, INC.	1,500	1,500	0	0
MIZAR, INC.	18,400	18,400	0	0
MKS INSTRUMENTS, INC.	130,689	104,969	25,720	49,565
MMR TECHNOLOGIES, INC.	1,800	1,800	0	0
MOBILE PLANET, INC.	28,887	3,469	25,418	0
MOBILE TECH SOLUTIONS, INC.	8,690	8,690	0	0
MOBILECOMM NATIONWIDE MESSAGING SERVICE	11,098	11,098	0	0
MODAL SHOP, THE	13,560	13,560	0	0
MODCOMP	16,000	16,000	0	0
MODEL PRODUCTS	33,126	33,126	0	33,126
MODULAR COMPONENTS NATIONAL, INC.	2,400	2,400	0	0
MOELLER, DADE	15,000	15,000	0	0
MOHR PERFORMANCE	30,800	23,450	7,350	30,800
MOHR & ASSOCIATES	105,000	0	105,000	0
MOHSEN SHAHINPOOR	85,000	85,000	0	85,000
MOLECTRON DETECTOR, INC.	30,455	5,770	24,685	0
MOLECULAR DATA	2,015	0	2,015	0
MOLECULAR PROBES	9,783	270	9,513	0
MOLECULAR SIMULATIONS, INC.	39,200	39,200	0	0
MOLEX INDUSTRIAL INTERNATIONAL	2,435	2,435	0	0
MOLZEN-CORBIN & ASSOCIATES, PA	679,000	679,000	0	679,000
MONARCH INSTRUMENTS	1,320	1,320	0	0
MONCKTONS MACHINE TOOLS, INC.	2,364	2,364	0	0
MONICOR ELECTRONIC CORP.	7,000	7,000	0	0
MONSANTO CO.	6,184	6,184	0	0
MONSANTO FIBER DIVISION	2,000	0	2,000	0
MONTAGUE, STEVE	20,000	20,000	0	0
MOONLIGHT PRODUCTS	3,352	3,352	0	0
MOORE BEARING CO.	4,375	4,375	0	4,375
MOORE BUSINESS FORMS, INC.	47,617	47,617	0	42,417
MOORE MEDICAL CORP.	3,671	3,671	0	0
MOORE PRODUCTS CO.	1,125	1,125	0	0
MOOSE HILL ENTERPRISES	2,095	2,095	0	0
MORGAN BUILDING SYSTEMS, INC.	11,194	11,194	0	11,194
MORGAN REAL ESTATE & DEVELOPMENT	23,472	23,472	0	23,472
MORGAN STATE UNIVERSITY	1,000	0	1,000	0
MORGAN, DON	855,613	855,613	0	855,613
MORITEX USA	1,163	1,163	0	0
MORNINGSTAR CORP.	5,000	5,000	0	0
MORRISSETTE CONSTRUCTION, INC.	65,000	65,000	0	0
MORROW, BETTY	24,500	24,500	0	24,500
MORSE ASSOCIATES, INC.	39,999	39,999	0	0
MORTICE KERN SYSTEMS, INC. (MKS)	1,521	1,172	349	0
MOSIS SERVICE, THE	3,716	0	3,716	0
MOSLER SAFE CO.	6,546	6,546	0	0
MOSLER, INC.	72,876	72,876	0	0
MOSTROM, DR. MIKE	21,600	21,600	0	21,600
MOTION ENGINEERING	1,495	1,495	0	0

Supplier Name	Total \$	SNL/NM \$	SNL/CA \$	NM \$
MOTION GROUP, INC., THE	3,775	3,775	0	0
MOTION INDUSTRIES, INC.	2,693	2,349	344	2,349
MOTION SOLUTIONS, INC.	2,350	2,350	0	0
MOTOMAN, INC.	137,080	137,080	0	0
MOTOR TECHNOLOGY	10,897	0	10,897	0
MOTOROLA COMMUNICATIONS & ELECTRONICS, INC.	139,530	138,765	764	138,765
MOTOROLA, INC.	434,262	79,787	354,474	0
MOTT METALLURGICAL CORP.	4,611	2,819	1,792	0
MOULDED CHEMICAL PRODUCTS	66,725	66,725	0	0
MOUND TECHNICAL SOLUTIONS	33,940	33,940	0	0
MOUNTAIN OPTTECH, INC.	7,255	0	7,255	0
MOUNTAIN STATES EQUIPMENT, INC.	17,697	17,697	0	17,697
MOUNTAIN SYSTEMS, INC.	3,428	3,428	0	3,428
MOUSER ELECTRONICS	1,717	1,717	0	0
MPC DESIGN TECHNOLOGIES	25,449	25,449	0	25,449
MPC PRODUCTS CORP.	220,710	220,710	0	0
MPR ASSOCIATES, INC.	340,735	340,735	0	0
MRL INDUSTRIES	8,056	8,056	0	0
MSC	1,455	0	1,455	0
MSC COMPUTER	3,460	0	3,460	0
MSC INDUSTRIAL SUPPLY CO.	44,880	6,594	38,286	0
MSCS AIR COMPRESSOR SALES	2,468	0	2,468	0
MSI TECHNOLOGIES, INC.	170,489	170,489	0	156,577
MST MEASUREMENT SYSTEMS, INC.	12,755	12,755	0	0
MTE, INC.	20,457	0	20,457	0
MTI INSTRUMENTS CORP.	4,530	4,530	0	0
MTR SOFTWARE	1,280	1,280	0	0
MTS SYSTEMS CORP.	399,473	360,815	38,658	15,430
MUKHERJEE, PROF. AMIYA K.	5,000	0	5,000	0
MULTI CONTACT USA	6,919	6,919	0	0
MULTI MICRO SYSTEMS	12,210	0	12,210	0
MULTIPLE ZONES INTERNATIONAL	57,294	28,746	28,548	0
MUNTERS CARGOCAIRE ENGINEERING CORP.	3,638	3,449	189	0
MURPHY, W. A., INC.	1,193	1,193	0	0
MUSSON RUBBER CO.	7,745	7,745	0	0
MUTUAL OF OMAHA/UNITED OF OMAHA	365,000	365,000	0	0
MVS USA	6,000	6,000	0	0
MWK INDUSTRIES	4,890	4,890	0	0
MWS WIRE INDUSTRIES	8,082	8,082	0	0
MYDAX, INC.	2,300	0	2,300	0
MYERS, DAVID K.	5,000	5,000	0	5,000
MYERS, S. D., INC.	2,089	0	2,089	0
MYKOTRONX, INC.	30,598	30,598	0	0
MYRICOM	80,940	69,380	11,560	0
NAC INTERNATIONAL	126,500	126,500	0	0
NADON, DR. GREG	6,000	6,000	0	0
NAIL FAST, INC.	3,711	3,711	0	3,711
NALPAK VIDEO SALES, INC.	1,860	1,860	0	0
NAMAR SCIENTIFIC, INC.	3,600	3,600	0	0
NANO INSTRUMENTS, INC.	22,799	16,000	6,799	0
NANOFEST, INC.	21,800	21,800	0	0
NANOMETRICS, INC.	2,185	2,185	0	0
NANONICS CORP.	10,869	10,869	0	0
NANOSTRUCTURES, INC.	8,550	0	8,550	0
NARDA MICROWAVE CORP., THE	10,216	8,591	1,625	0
NARENDRA, KUMPATI S.	14,000	0	14,000	0
NASCO WEST	1,411	1,411	0	0
NATIONAL APATURE	1,867	1,867	0	0

Supplier Name	Total \$	SNL/NM \$	SNL/CA \$	NM \$
NATIONAL APERTURE, INC.	7,824	6,824	1,000	0
NATIONAL ARNOLD MAGNETICS	2,945	2,945	0	0
NATIONAL ASSOCIATION OF COLLEGES & EMPLOYERS	3,200	3,200	0	0
NATIONAL ASSOCIATION OF REGIONAL COUNCILS	1,600	1,600	0	0
NATIONAL CHEMSEARCH	3,297	0	3,297	0
NATIONAL CIRCUITS, INC.	2,190	2,190	0	0
NATIONAL COMPUTER SYSTEMS, INC.	17,047	17,047	0	0
NATIONAL ELECTRIC SUPPLY CO., INC.	1,533	1,533	0	1,533
NATIONAL ELECTROSTATICS CORP.	19,334	8,999	10,335	0
NATIONAL ENERGY EDUCATION DEVELOPMENT PROJECT, THE	12,900	12,900	0	0
NATIONAL FIRE PROTECTION ASSOCIATION (NFPA)	4,907	4,907	0	0
NATIONAL INSTITUTE OF STANDARDS & TECHNOLOGY	7,972	7,182	790	0
NATIONAL INSTRUMENTS CORP.	793,245	595,183	198,061	0
NATIONAL K WORKS, INC.	16,450	16,450	0	0
NATIONAL LASER SERVICES	20,000	20,000	0	0
NATIONAL MUSIC SERVICE CORP.	1,696	1,696	0	0
NATIONAL NUCLEAR CENTER	208,935	208,935	0	0
NATIONAL NUCLEAR CORP.	6,242	6,242	0	0
NATIONAL RESEARCH LABS, INC.	3,631	3,631	0	3,631
NATIONAL RESTAURANT SUPPLY	51,844	51,844	0	51,844
NATIONAL ROOFING CO., INC.	116,434	116,434	0	116,434
NATIONAL RURAL ELECTRIC COOP ASSOCIATION (NRECA)	60,000	60,000	0	0
NATIVE AMERICAN SALES	2,239,294	2,239,294	0	2,239,294
NATURE CONSERVANCY, THE	200,000	200,000	0	0
NAVSYS CORP.	78,400	78,400	0	0
NCA PERIPHERALS	22,105	2,744	19,361	0
NCI	1,038	1,038	0	1,038
NCUBE CORP.	125,000	125,000	0	0
NDT SYSTEMS	6,640	6,640	0	0
NECX DIRECT	1,600	1,600	0	0
NEELEY SUPPLY	4,027	4,027	0	4,027
NEFF, RICHARD A.	15,000	15,000	0	0
NELCO ELECTRONIX CO.	1,995	1,995	0	1,995
NELSON MARKETING, INC.	2,160	2,160	0	0
NEMTCHINOV, DR. IVAN V.	1,484	1,484	0	0
NEOCERA, INC.	9,999	9,999	0	0
NEOS TECHNOLOGIES, INC.	12,000	12,000	0	0
NESLAB INSTRUMENTS, INC.	29,888	29,888	0	0
NESTOR	3,500	3,500	0	0
NET POWER, INC.	115,821	115,821	0	0
NET SCIENCES, INC.	1,745	1,745	0	1,745
NET TEK, INC.	18,474	18,474	0	18,474
NET WORKS!	96,000	96,000	0	96,000
NETACTIVE SYSTEMS, LTD.	5,217	5,217	0	0
NETCOM ONLINE COMMUNICATIONS	10,000	0	10,000	0
NETIS TECHNOLOGY	5,884	5,884	0	0
NETMANAGE, INC.	26,076	23,897	2,179	0
NETPOWER, INC.	224,046	224,046	0	0
NETSCAN TECHNOLOGY CORP.	19,980	19,980	0	0
NETSCAPE COMMUNICATIONS CORP.	19,920	15,235	4,685	0
NETSYS TECHNOLOGIES, INC.	42,000	42,000	0	0
NETWORK ACCESS SOLUTIONS	3,245	3,245	0	0
NETWORK ANALYSIS, INC.	2,250	2,250	0	0
NETWORK APPLIANCE CORP.	116,573	116,573	0	0

Supplier Name	Total \$	SNL/NM \$	SNL/CA \$	NM \$
NETWORK COMMUNICATIONS CORP. (NCC)	4,545	4,545	0	0
NETWORK COMPUTING DEVICES	2,592	2,592	0	0
NETWORK GENERAL CORP.	31,626	31,626	0	30,631
NETWORK SYSTEM ENGINEERING	259,503	0	259,503	0
NETWORK SYSTEMS CORP.	5,420	0	5,420	0
NETWORKING TECHNOLOGY SOLUTIONS	63,000	0	63,000	0
NETWORX, INC.	117,873	117,873	0	117,873
NETZSCH INSTRUMENTS	4,007	4,007	0	0
NEUWGHENT TECHNOLOGY	3,920	500	3,420	0
NEVADA HOUSE OF HOSE	2,145	2,145	0	0
NEVADA TRUCK EQUIPMENT SALES	1,490	1,490	0	0
NEVSHMAL, JOHN A.	60,000	60,000	0	0
NEW AGE INDUSTRIES	32,695	32,695	0	0
NEW DIMENSION DISTRIBUTING, INC.	4,223	4,223	0	4,223
NEW DIMENSION SERVICE SOLUTIONS	1,984	1,984	0	0
NEW DIMENSION SOFTWARE, INC.	48,685	48,685	0	0
NEW ENGLAND COMPUTER EXCHANGE	35,960	35,960	0	0
NEW ENGLAND MEGA-VOLTS, INC.	27,243	27,243	0	0
NEW ERA SOFTWARE	3,200	3,200	0	0
NEW FOCUS, INC.	127,130	79,899	47,231	0
NEW GLASS FORUM	2,000	2,000	0	0
NEW HORIZONS COMPUTER	61,285	0	61,285	0
NEW JERSEY PORCELAIN CO.	1,200	1,200	0	0
NEW LIFE TRANSPORT PARTS CENTER	124,053	124,053	0	0
NEW MEXICO CONFERENCE OF CHURCHES	199,339	199,339	0	199,339
NEW MEXICO ELECTRONIC SYSTEMS, INC.	14,006	14,006	0	14,006
NEW MEXICO HIGHLANDS UNIVERSITY	135,380	135,380	0	135,380
NEW MEXICO INSTITUTE OF MINING & TECHNOLOGY	715,913	715,913	0	715,913
NEW MEXICO MILLWRIGHT, INC.	6,000	6,000	0	6,000
NEW MEXICO MOWER & SAW, INC.	3,985	3,985	0	3,985
NEW MEXICO PETERBILT	10,000	10,000	0	10,000
NEW MEXICO PRECISION, INC.	6,642	6,642	0	6,642
NEW MEXICO PRODUCTS, INC.	82,558	82,558	0	82,558
NEW MEXICO STATE UNIVERSITY	1,788,650	1,788,650	0	1,788,650
NEW MEXICO STEEL CO.	34,217	34,217	0	34,217
NEW MEXICO TECHNET, INC.	71,550	71,550	0	71,550
NEW PIG CORP.	2,191	1,848	343	0
NEW VALLIANT CO., THE	2,650	2,650	0	2,650
NEW WORLD TECHNOLOGY	74,000	0	74,000	0
NEWBERRY'S UPHOLSTERY	4,600	4,600	0	4,600
NEWCOMB COMMUNICATIONS, INC.	290,680	290,680	0	0
NEWCOMB-ANDERSON ASSOCIATES	450,000	0	450,000	0
NEWMAN GROUP	35,850	35,850	0	0
NEWMAN & ASSOCIATES	627,110	0	627,110	0
NEWPORT/KLINGER	623,489	471,305	152,184	0
NEWS NET	1,260	0	1,260	0
NEWTON SOURCE, THE	1,360	1,360	0	0
NEWTON, LAURIE	1,125	0	1,125	0
NEXL	20,710	20,710	0	0
NEXT COMPUTER, INC.	1,448	1,448	0	0
NEYER SOFTWARE	15,000	15,000	0	0
NFS-RADIATION PROTECTION SYSTEMS, INC.	6,820	6,820	0	0
NGK SPARK PLUGS USA, INC.	4,000	4,000	0	0
NG, DR. WING	17,853	17,853	0	0
NICKELL, ROBERT E.	21,500	21,500	0	0
NICKUM, JAMES	24,000	24,000	0	0
NICOLET INSTRUMENT CORP.	287,820	267,099	20,721	0
NICOL, DAVID M.	16,700	0	16,700	0

Supplier Name	Total \$	SNL/NM \$	SNL/CA \$	NM \$
NIKON PRECISION, INC.	28,807	28,807	0	0
NILFISK OF AMERICA, INC.	3,890	3,890	0	0
NIPER, ERNEST D.	5,000	5,000	0	5,000
NIPPON KAWKOH-SHIKISA CO.	3,000	0	3,000	0
NIS INGENIEURGESELLSCHAFT MBH	46,000	46,000	0	0
NISSHO IWAI AMERICAN CORP.	22,100	22,100	0	0
NITECH	29,360	29,360	0	0
NM LASER PRODUCTS, INC.	3,700	0	3,700	0
NO PROBLEM PRODUCTIONS	15,000	15,000	0	15,000
NOBEL-SYSCO FOOD SERVICES	11,736	11,736	0	11,736
NOHAU CORP.	37,865	28,375	9,490	0
NOISE COM, INC.	3,700	3,700	0	0
NOLAN, JANNE	1,700	1,700	0	0
NOOK INDUSTRIES, INC.	1,638	1,638	0	0
NOOR MANUFACTURING CO., INC.	347,195	347,195	0	347,195
NORAN INSTRUMENTS, INC.	64,685	38,345	26,340	0
NORAND CORP.	9,390	9,390	0	0
NOR-CAL PRODUCTS, INC.	28,665	21,502	7,163	0
NORSTAN COMMUNICATIONS	184,459	184,459	0	184,459
NORSTAN ELECTRONICS	4,729	2,324	2,405	0
NORTEL SECURE NETWORKS	13,200	13,200	0	0
NORTH AMERICAN CAD	3,384	3,384	0	0
NORTH AMERICAN PHILIPS CORP.	66,822	50,322	16,500	0
NORTH AMERICAN SCIENTIFIC, INC.	3,625	3,625	0	0
NORTH BAY MARKETING	2,030	2,030	0	0
NORTH CAROLINA AGRICULTURAL & TECHNICAL STATE UNIVERSITY	243,997	243,997	0	0
NORTH CAROLINA FOAM INDUSTRIES, INC.	7,345	7,345	0	0
NORTH CAROLINA STATE UNIVERSITY	25,914	550	25,364	0
NORTH CITY LASER	5,895	5,244	651	5,895
NORTH COAST MEDICAL, INC.	2,832	2,832	0	0
NORTH COAST SCIENTIFIC CORP.	8,065	8,065	0	0
NORTH STAR RESEARCH CORP.	22,940	22,940	0	22,940
NORTH WESTERN CARBON	2,320	0	2,320	0
NORTHEAST STEEL & MACHINE PRODUCTS, INC.	4,255	4,255	0	0
NORTHERN DIGITAL, INC.	65,650	65,650	0	0
NORTHERN RESEARCH & ENGINEERING CORP.	50,000	50,000	0	0
NORTHERN TECHNOLOGY & TESTING	3,100	3,100	0	0
NORTHRUP GRUMMAN CORP.	5,351,753	5,351,753	0	0
NORTHSTAR SEMINARS	115,000	0	115,000	0
NORTHWEST AIRLINES	6,000	6,000	0	0
NORTHWESTERN UNIVERSITY	30,469	20,495	9,974	0
NORTON CO.	1,580	1,580	0	0
NOTEBOOK SERVICE, INC.	1,328	1,328	0	0
NOTEBOOK SUPPLY WAREHOUSE	2,537	329	2,208	0
NOVA ELECTRONIC MATERIALS	70,000	70,000	0	0
NOVA R&D, INC.	9,950	0	9,950	0
NOVADIGM, INC.	362,500	362,500	0	0
NOVALYNX CORP.	1,860	1,860	0	0
NOVASTOR CORP.	1,182	1,182	0	0
NOVATECH	9,732	9,732	0	0
NOVATEK	165,000	165,000	0	0
NOVATEL COMMUNICATIONS	10,670	10,670	0	0
NOVATIONS GROUP, INC.	26,300	26,300	0	0
NOVUS TECHNOLOGIES	9,400	9,400	0	9,400
NPA WEST	18,050	18,050	0	0
NSG AMERICA, INC.	3,359	3,359	0	0
NU DATA	12,679	4,605	8,074	0
NUCAD SYSTEMS, INC.	24,349	24,349	0	0

Supplier Name	Total \$	SNL/NM \$	SNL/CA \$	NM \$
NUCEL ENTERPRISES	8,291	8,291	0	8,291
NUCLEAR FILTER TECHNOLOGY	1,057	1,057	0	0
NUCLEAR MEASUREMENTS CORP.	2,620	2,620	0	0
NUCLEAR POWER OUTFITTERS	1,205	1,205	0	0
NUCLEAR RESEARCH CORP.	56,730	0	56,730	0
NUCLEAR SYSTEMS ASSOCIATES, INC.	49,976	49,976	0	0
NUDATA	3,042	3,042	0	0
NULOGIC, INC.	7,885	7,885	0	0
NU-MEGA TECHNOLOGIES	2,970	2,970	0	0
NUMERICAL ALGORITHMS GROUP, INC. (NAG), THE	11,581	10,986	595	0
NUMEX INDUSTRIES	3,520	3,520	0	3,520
NYE OPTICAL CO.	4,200	0	4,200	0
OAK FREQUENCY CONTROL GROUP	3,500	3,500	0	0
OAK HILLS CO.	202,103	202,103	0	0
OAKLAND VALVE & FITTING CO.	61,497	0	61,497	0
OAKTON INTERNATIONAL CORP.	9,000	9,000	0	0
OAKWOOD PRODUCTS	1,140	0	1,140	0
OAD CORP.	150,000	150,000	0	0
OBJECT DESIGN	86,695	86,695	0	0
O'BRIEN, DARIEN G., PE	220,000	220,000	0	0
O'BRIEN, J. CO., INC.	10,288	10,288	0	0
OBRYAN GLASS CORP.	1,920	1,920	0	0
OCEAN MOTIONS CO.	1,580	1,580	0	0
OCEAN OPTICS, INC.	10,532	10,532	0	0
OCE-BRUNING, INC.	3,158	786	2,372	0
OCTAGON SYSTEMS CORP.	14,658	9,806	4,852	0
OCTEL COMMUNICATIONS CORP.	207,471	14,445	193,026	0
ODIN INTERNATIONAL	2,610	2,610	0	0
ODIN METROLOGY	5,970	5,970	0	0
ODYSSEY	4,040	4,040	0	0
OELSNER, RONALD M.	25,000	25,000	0	25,000
OETIKER, INC.	1,547	1,547	0	0
OFFICE DEPOT	1,749	(671)	2,420	(671)
OFFICE FURNITURE CONCEPTS	1,068	1,068	0	0
OFFICE PAVILION	37,418	0	37,418	0
OFFICE SYSTEMS INTERNATIONAL	14,584	0	14,584	0
OFFSHORE CRANE & EQUIPMENT	1,500	1,500	0	0
OGDEN ENVIRONMENTAL & ENERGY SERVICES, INC.	61,390	61,390	0	35,904
OHIO SEMITRONICS, INC.	3,065	3,065	0	0
OHIO STATE UNIVERSITY, THE	12,500	22,500	(10,000)	0
OHMCRAFT, INC.	10,128	10,128	0	0
OHMTEK, INC.	14,096	14,096	0	0
OI ANALYTICAL	17,192	17,192	0	0
OIL & GAS EQUIPMENT	4,103	4,103	0	4,103
OKLAHOMA STATE UNIVERSITY	82,000	82,000	0	0
OLD DOMINION UNIVERSITY RESEARCH FOUNDATION	10,011	0	10,011	0
OLE GEORG MUSIC	2,000	2,000	0	0
OLFLEX WIRE & CABLE, INC.	11,101	11,101	0	0
OLIN AEGIS	3,477	3,477	0	0
OLIVETTI NORTH AMERICA	10,540	10,540	0	0
OLSEN, CHRIS	9,800	9,800	0	0
OLSEN, RICHARD A.	47,412	0	47,412	0
OLSTEN STAFFING SERVICES	873,623	90,000	783,623	90,000
OLYMPIC TECHNOLOGY GROUP, INC.	10,421	10,421	0	0
OLYMPUS AMERICA, INC.	137,450	137,450	0	0
OMEGA ENGINEERING, INC.	286,030	235,047	50,983	0

Supplier Name	Total \$	SNL/NM \$	SNL/CA \$	NM \$
OMEGA LABORATORIES, INC.	4,708	4,708	0	0
OMEGA OPTICAL, INC.	4,535	2,320	2,215	0
OMICRON ASSOCIATES	133,471	105,650	27,821	0
OMNICOMP GRAPHICS CORP.	2,495	2,495	0	0
OMNICON TECHNICAL SALES GROUP	18,074	18,074	0	0
OMNISTAR, INC.	7,460	7,460	0	0
OMYO	2,554	2,554	0	2,554
ON TECHNOLOGY, INC.	13,957	12,677	1,280	0
ON TRAK SYSTEMS	1,818	1,818	0	0
1DIRECT	871,657	0	871,657	0
ONE DIRECT	385,710	0	385,710	0
ONE-TOUCH SYSTEMS, INC.	4,497	0	4,497	0
ONIX NETWORKING GROUP	2,071	2,071	0	0
ONLINE COMPUTER LIBRARY CENTER (OCLC)	5,750	5,750	0	0
ON-LINE DATA PRODUCTS, INC.	59,780	59,780	0	0
ONLINE TECHNICAL SERVICES	4,506	0	4,506	0
ONSET COMPUTER CORP.	2,023	2,023	0	0
ONSITE ENGINEERING & MANAGEMENT, INC.	3,713,015	3,713,015	0	3,713,015
ONTRACK DATA RECOVERY, INC.	6,190	4,835	1,355	0
ONTRAK SYSTEMS, INC.	431,460	431,460	0	0
OPEN MARKET, INC.	2,030	2,030	0	0
OPHIR OPTRONICS, INC.	26,120	23,015	3,105	0
OPOTEK, INC.	1,500	0	1,500	0
OPTELEC	4,795	4,795	0	0
OPTHOS INSTRUMENT CO.	1,375	940	435	0
OPTICAL COATING LABS, INC.	3,160	0	3,160	0
OPTICAL GAGING PRODUCTS, INC.	14,799	11,299	3,500	0
OPTICAL RESOURCES	2,730	2,730	0	0
OPTICON	1,800	0	1,800	0
OPTICS FOR RESEARCH, INC.	14,430	7,695	6,735	0
OPTIKWERK, INC.	3,095	0	3,095	0
OPTIMA PRECISION, INC.	1,129	1,129	0	0
OPTIMATION, INC.	4,160	4,160	0	0
OPTO POWER CORP.	3,700	3,700	0	0
OPTO SIGMA	1,577	1,577	0	0
OPTOMECH DESIGN CO.	3,373	3,373	0	3,373
OPTOMETRICS USA, INC.	1,023	1,023	0	0
OPTOMETRIX, INC.	59,997	59,997	0	0
OPTOSIGMA CORP.	1,895	1,400	495	0
OPTOTEK LIMITED	22,560	22,560	0	0
OPTRONIC LABORATORIES, INC.	3,230	2,650	580	0
ORACLE CORP.	4,480,420	4,438,979	41,441	0
ORANGE MICRO, INC.	2,365	2,365	0	0
ORANGE SYSTEMS	1,000	1,000	0	0
ORBIT SEMICONDUCTOR	47,771	47,771	0	0
ORBIT/QUESTEL	6,000	6,000	0	0
ORCA GLASSWORKS	1,335	0	1,335	0
ORCAD, INC.	70,715	65,027	5,688	0
ORCHARD SUPPLY HARDWARE	5,561	0	5,561	0
OREGON GRADUATE INSTITUTE OF SCIENCE & TECHNOLOGY	10,400	10,400	0	0
OREGON STATE UNIVERSITY	156,982	56,982	100,000	0
O'REILLY & ASSOCIATES, INC.	1,563	1,563	0	0
ORGANIZATION RESOURCES COUNSELORS, INC.	1,500	1,500	0	0
ORIEL CORP.	144,599	123,520	21,079	0
O'RILEY, LISA L.	2,500	2,500	0	2,500
ORION RESEARCH	4,830	4,025	805	0
ORTEL CORP.	31,900	31,900	0	0
ORTIZ, MICHAEL	10,000	0	10,000	0

Supplier Name	Total \$	SNL/NM \$	SNL/CA \$	NM \$
OSAKA VACUUM	26,330	26,330	0	0
OSBORN MACHINE, INC.	73,038	73,038	0	73,038
OSBORNE, ALLEN ASSOCIATES, INC.	72,500	72,500	0	0
OSBOURN DRILLING & PUMP CO.	168,817	168,817	0	168,817
OSCILLATEK	1,008	1,008	0	0
OSECO, INC.	3,328	0	3,328	0
OST, INC.	1,829	1,829	0	0
OTTO ENGINEERING, INC.	3,163	0	3,163	0
OUTBOUND TRAIN	1,575	1,575	0	0
OUTLAND TECHNOLOGIES, INC.	3,789	3,789	0	0
OVERHEAD DOOR CO. OF ALBUQUERQUE, INC.	9,099	9,099	0	9,099
OWENS, LINDA	6,144	6,144	0	0
OXFORD INSTRUMENTS NORTH AMERICA, INC.	6,369	6,369	0	0
OXFORD INSTRUMENTS, INC.	638,977	506,162	132,816	0
OXFORD LASERS, INC.	1,485	1,485	0	0
OXID CORP.	8,421	8,421	0	0
OXWOOD TURNER CORP.	37,615	37,615	0	0
OYO GEOSPACE INSTRUMENTS, INC.	11,032	11,032	0	0
P&G ENTERPRISES, INC.	32,050	0	32,050	0
P&P ELECTRONICS	20,000	20,000	0	0
PAAP ASSOCIATES	63,639	63,639	0	0
PACE APPLIED TECHNOLOGIES, INC.	9,491	9,491	0	0
PACIFIC BUSINESS SYSTEMS, INC.	46,816	5,160	41,656	0
PACIFIC COAST PHOTO CO.	4,215	4,215	0	0
PACIFIC COMBUSTION ENGINEERING CO.	38,652	32,569	6,083	0
PACIFIC COMPUTER EXPANSIONS, INC.	6,560	0	6,560	0
PACIFIC DATA GROUP, THE	1,287	1,287	0	0
PACIFIC ELECTRICAL SUPPLY, INC.	1,021	0	1,021	0
PACIFIC ENVIRONMENTAL SERVICE	3,560	3,560	0	0
PACIFIC OCCUPATIONAL MEDICAL GROUP	70,000	0	70,000	0
PACIFIC PRECISION LABS	9,000	9,000	0	0
PACIFIC SCIENTIFIC CO.	3,174,713	3,158,771	15,941	0
PACIFIC SIERRA RESEARCH CORP.	1,450	1,450	0	0
PACIFIC SPACE DESIGN CORP.	4,722	0	4,722	0
PACIFIC TECHNOLOGIES, INC.	2,090	2,090	0	0
PACIFIC WESTERN SYSTEMS	1,625	1,625	0	0
PACIFIC/VALLEY ELECTRONICS	2,235	0	2,235	0
PACKAGING AIDS CORP.	1,589	0	1,589	0
PACKAGING SPECIALTIES, INC.	34,353	34,353	0	0
PACKAGING WEST, INC.	161,655	161,655	0	161,655
PACKARD INSTRUMENT CO., INC.	83,367	79,642	3,725	0
PACO PUMPS, INC.	1,179	0	1,179	0
PADS SOFTWARE, INC.	4,378	4,378	0	0
PAGE CONSTRUCTION CO.	2,599,705	0	2,599,705	0
PAGE ONE, INC.	5,152	5,152	0	5,152
PAGEMART	10,234	10,234	0	10,234
PAGNET	26,000	0	26,000	0
PAINE CORP.	20,452	0	20,452	0
PAJEK, FRANC CO.	149,826	0	149,826	0
PALISADE CORP.	11,074	11,074	0	0
PALLAS PHOTO	37,959	37,959	0	0
PALMER INDUSTRIAL	1,070	1,070	0	1,070
PALMER, PROF. HOWARD B.	2,500	0	2,500	0
PALO ALTO RESEARCH CORP.	2,790	2,790	0	0
PAMECO CORP.	4,457	4,457	0	4,457
PANAMETRICS, INC.	12,111	12,111	0	0
PANASHIELD, INC.	2,217	2,217	0	2,217
PANASONIC	2,609	439	2,170	0
PANEL COMPONENTS CORP.	4,396	4,338	58	0

Supplier Name	Total \$	SNL/NM \$	SNL/CA \$	NM \$
PANTHAKI, MALCOLM J.	138,100	138,100	0	138,100
PAPER DIRECT	1,439	1,259	180	0
PAR MARKETING	1,160	1,160	0	0
PAR SYSTEMS, INC.	2,201,802	2,201,802	0	0
PARADISE SOFTWARE	2,390	2,390	0	0
PARADISE VILLAGE	9,680	9,680	0	9,680
PARAGON STRUCTURAL ENGINEERING LLP	193,413	193,413	0	193,413
PARALLAX GRAPHICS, INC.	25,390	553	24,837	0
PARALLAX, INC.	297,829	297,829	0	297,829
PARAMETRIC TECHNOLOGY CORP.	618,962	562,576	56,386	517,792
PARASOFT SALES CORP.	11,273	11,273	0	0
PARCPLACE SYSTEMS	25,116	25,116	0	0
PARCPLACE-DIGITALK	42,883	42,883	0	0
PARIJAT CONTROLWARE, INC.	1,100	1,100	0	0
PARITY SYSTEMS, INC.	123,710	77,310	46,400	0
PARK SCIENTIFIC INSTRUMENTS	115,100	500	114,600	0
PARKER CHOMERICS	9,800	9,800	0	0
PARKER-HANNIFIN CORP.	8,216	8,216	0	0
PARKER, DR. FRANK L.	8,000	8,000	0	0
PARKIN SECURITY CONSULTANTS	1,885	0	1,885	0
PARLEX CORP.	2,250	2,250	0	0
PAROSCIENTIFIC, INC.	8,385	8,385	0	0
PARR INSTRUMENT CO.	5,007	5,007	0	0
PARRTEN PRODUCTS, INC.	15,500	15,500	0	0
PARSONS ENGINEERING SCIENCE, INC.	30,664	30,664	0	0
PARTICLE PHYSICS LABORATORY & NUCLEAR RESEARCH INSTITUTE	10,000	10,000	0	0
PASCALL ELECTRONICS, LTD.	16,548	16,548	0	0
PASSIVE MICROWAVE TECHNOLOGY	4,400	4,400	0	0
PASTERNAK ENTERPRISES	31,058	31,058	0	0
PATHLORE SOFTWARE CORP.	10,140	10,140	0	0
PATHOLOGY ASSOCIATES OF ALBUQUERQUE, PA	1,340	1,340	0	1,340
PATRICIAN FURNITURE	8,576	8,576	0	0
PATRIOT SENSORS & CONTROLS CORP.	5,706	5,706	0	0
PATTERSON, WILLIAM J.	11,621	11,621	0	11,621
PATTESON, PAT ASSOCIATES, INC.	56,004	0	56,004	0
PAVE TECHNOLOGY CO., INC.	1,200	1,200	0	0
PAVEMENT SEALANT	3,108	3,108	0	3,108
PAYNE, JOANNE	1,125	0	1,125	0
PBS ENVIRONMENTAL	166,928	166,722	206	0
PB, INC.	2,731,097	2,729,500	1,597	2,731,097
PC COMP	21,599	21,599	0	21,599
PC DOCS	8,316	8,316	0	0
PC MAGIC	48,431	48,431	0	48,431
PC PARTS PLUS	17,118	17,118	0	17,118
PC PLACE, THE	2,954	2,954	0	2,954
PC RESCUE, INC.	30,981	30,981	0	30,981
PC SUPPORT, INC.	415,525	415,525	0	415,525
PC SYSTEMS DESIGN	25,878	0	25,878	0
PC VIDEO CONVERSION CORP.	5,215	5,215	0	0
PC & MAC CONNECTION, INC.	25,356	16,285	9,071	0
PCB PIEZOTRONICS, INC.	31,477	31,477	0	2,850
PCMCIA	1,035	1,035	0	0
PCP, INC.	137,000	137,000	0	0
PC'S COMPLEAT, INC.	41,777	29,659	12,118	0
PDM MOLDING, INC.	36,900	0	36,900	0
PEABODY SCIENTIFIC	5,402	102	5,300	0
PEAK PROMOTIONS	1,083	1,083	0	1,083
PEAK TECHNOLOGIES GROUP, INC., THE	318,251	296,059	22,192	257,604

Supplier Name	Total \$	SNL/NM \$	SNL/CA \$	NM \$
PEARSON ELECTRONICS, INC.	16,650	16,650	0	0
PECULLAN, MELISSA	6,900	0	6,900	0
PEDRO, VICTOR G.	45,000	45,000	0	45,000
PEI DATA COM	9,878	9,878	0	0
PELLA, TED, INC.	31,086	29,912	1,174	0
PELSUE, T. A. CO.	11,673	11,673	0	0
PENICK, INC.	5,991	5,991	0	5,991
PENNSYLVANIA STATE UNIVERSITY	320,167	224,325	95,842	0
PENNWALT CORP.	1,486	1,486	0	0
PENSTOCK, INC.	53,443	52,085	1,358	0
PEOPLE SOFT, INC.	650,500	650,500	0	0
PERCEPTICS CORP.	2,990	2,990	0	0
PERCEPTRON, INC.	75,000	75,000	0	0
PEREGRINE SYSTEMS	10,000	10,000	0	0
PERFORMANCE DEVELOPMENT CORP.	160,000	160,000	0	0
PERFORMANCE MACHINE TOOLS	1,149	0	1,149	0
PERFORMANCE SOLUTIONS INTERNATIONAL, LTD.	78,882	78,882	0	0
PERIMETER PRODUCTS, INC.	22,147	22,147	0	0
PERIN CO., INC.	151,023	0	151,023	0
PERIPHERAL DEVICES CORP.	25,644	21,095	4,549	0
PERIPHERAL VISION, INC.	25,842	25,842	0	25,792
PERKIN-ELMER CORP., THE	147,685	113,722	33,964	0
PERMA-FIX OF FLORIDA, INC.	8,185	8,185	0	0
PERMIAN ELEVATOR CORP.	540,000	540,000	0	540,000
PEROVICH, SARA J., RD	20,000	20,000	0	20,000
PERSONAL COMPUTER RENTALS	2,635	2,635	0	2,635
PERSONNEL STAFFING, INC.	29,000	0	29,000	0
PERSPECTIVE COMPUTING, INC.	125,000	125,000	0	125,000
PESTMASTER SERVICES, INC.	16,000	16,000	0	0
PETERSBURG NUCLEAR PHYSICS INSTITUTE (PNPI)	28,000	28,000	0	0
PETERSON, DONALD R.	15,000	15,000	0	15,000
PETERSON, PETE ASSOCIATES, INC.	1,905	1,905	0	0
PETERSON, RON GUNS, INC.	2,409	2,409	0	2,409
PETRIE, CHARLES, PHD	20,000	20,000	0	0
PETROLINK, INC.	4,302	4,302	0	4,302
PFEIFFER VACUUM TECHNOLOGY, INC.	494,676	248,849	245,827	0
PGM DIVERSIFIED INDUSTRIES	5,000	5,000	0	0
PHARMACIA BIOTECH, INC.	1,764	0	1,764	0
PHILIPS COMMUNICATION & SECURITY SYSTEMS, INC.	25,549	25,549	0	1,263
PHILIPS ELECTRONIC INSTRUMENTS CO.	74,524	74,524	0	0
PHILIPS TECHNOLOGIES	1,260	1,260	0	0
PHILLIPS SCIENTIFIC	4,822	0	4,822	0
PHILLYSTRAN, INC.	20,969	20,969	0	0
PHOENIX AUTOMATION CENTER	8,687	8,687	0	0
PHOENIX INSTRUMENTATION, INC.	5,618	5,618	0	0
PHOENIX MARKETING REPS	7,121	7,121	0	0
PHOTO DECOR	2,780	2,780	0	0
PHOTO DISC, INC.	1,224	1,224	0	0
PHOTO HUB	12,000	0	12,000	0
PHOTO SCIENCES, INC.	16,070	14,200	1,870	0
PHOTO SHOP, THE	5,136	0	5,136	0
PHOTOGRAPHIC SYSTEMS	2,300	2,300	0	2,300
PHOTOMETRICS, LTD.	190,666	163,951	26,715	0
PHOTON KINETICS	5,179	5,179	0	0
PHOTON TECHNOLOGY INTERNATIONAL, INC.	5,981	5,981	0	0
PHOTONIC POWER SYSTEMS, INC.	6,250	6,250	0	0
PHOTON, INC.	10,030	10,030	0	0

Supplier Name	Total \$	SNL/NM \$	SNL/CA \$	NM \$
PHOTOSCIENCES	2,000	2,000	0	0
PHOTO-SONICS, INC.	2,370	2,370	0	0
PHOTO-STENCIL, INC.	3,220	3,220	0	0
PHOTOVOLTAIC SERVICES NETWORK (PSN)	45,000	45,000	0	0
PHOTRONICS CORP.	201,043	201,043	0	0
PHYSICAL ACOUSTICS CORP.	14,806	14,000	806	0
PHYSICAL ELECTRONICS, INC.	1,847,748	1,820,608	27,140	0
PHYSICIAN SALES & SERVICE, INC. (PSS)	8,795	8,795	0	8,795
PHYSICIANS SALES & SERVICES	2,453	2,453	0	2,453
PHYSICS INTERNATIONAL CO.	32,680	32,680	0	0
PIC DESIGN CORP.	2,557	1,240	1,317	0
PICKER INTERNATIONAL, INC.	50,848	50,848	0	0
PICKUP OUTFITTERS	1,075	1,075	0	1,075
PICO ELECTRONICS, INC.	1,862	1,503	359	0
PICOSECOND PULSE LABS, INC.	40,438	40,438	0	0
PICTURE PERFECT	5,000	5,000	0	5,000
PICTURE TEL CORP.	5,014	0	5,014	0
PICTURETEL CORP.	260,599	249,969	10,630	0
PICTURETEL FEDERAL	75,165	27,240	47,925	0
PIERCE CHEMICAL CO.	7,868	0	7,868	0
PIEZO SYSTEMS	1,250	1,250	0	0
PIEZO TECHNOLOGY, INC.	15,600	15,600	0	0
PIKE TECHNOLOGIES, INC.	4,008	4,008	0	0
PIKE, HARRY H.	6,000	6,000	0	6,000
PILLAR TECHNOLOGIES	23,675	23,675	0	0
PILLING CO.	3,765	3,765	0	0
PINCKLEY ENGINEERING	4,250	4,250	0	0
PINNACLE COMPUTER RESOURCES	1,805	1,805	0	0
PINNACLE MICRO, INC.	21,575	14,700	6,875	0
PINON MECHANICAL SERVICES, INC.	136,817	136,817	0	136,817
PIONEER CIRCUITS, INC.	75,261	75,261	0	0
PIONEER INDUSTRIES	377,501	377,501	0	377,501
PIONEER METAL FINISHING	2,000	2,000	0	0
PIONEER SALES	1,088	1,088	0	1,088
PIONEER STANDARD ELECTRONICS INSTRUMENT LABORATORY	6,157	6,157	0	0
PIPER PLASTICS CORP.	7,245	7,245	0	0
PITNEY-BOWES, INC.	25,123	24,871	252	23,451
PITTSBURGH-DES MOINES CORP.	2,929	2,929	0	0
PIXELVISION, INC.	5,994	0	5,994	0
PIXERA	3,585	3,585	0	0
PLACID INDUSTRIES, INC.	2,230	2,230	0	0
PLANAR SYSTEMS	6,965	6,965	0	0
PLANT INSULATION CO.	4,904	0	4,904	0
PLANT WORLD, INC.	1,360	1,360	0	1,360
PLAS LABS, INC.	4,880	4,880	0	0
PLASMA ANALYSIS, LTD.	275,000	275,000	0	0
PLASMA-THERM, INC.	225,182	225,182	0	0
PLASMATIC SYSTEMS, INC.	8,048	0	8,048	0
PLASTIC SUPPLY & FABRICATION	1,644	0	1,644	0
PLATEAU CELLULAR NETWORK, INC.	5,202	5,202	0	5,202
PLATINUM TECHNOLOGY, INC.	44,456	44,456	0	0
PLC DIRECT	3,034	0	3,034	0
PLEASANTON TOOL & MANUFACTURING	19,470	0	19,470	0
PLEASANTON TRUCK & EQUIPMENT REPAIR, INC.	1,657	0	1,657	0
PLIMPTON, JAMES DAVID	1,666	1,666	0	1,666
PLUMMER, CATHERINE	1,600	1,600	0	1,600
PLUS GROUP, INC., THE	252,176	0	252,176	0
PM MARKETING	11,009	11,009	0	11,009

Supplier Name	Total \$	SNL/NM \$	SNL/CA \$	NM \$
PMC ROOFING	3,931	0	3,931	0
PMCC, INC.	550,000	550,000	0	0
PMC/SOLUTIONS, INC.	1,790,000	1,790,000	0	1,790,000
PMO	1,000	1,000	0	0
PMR SYSTEMS	36,833	36,833	0	0
POCO GRAPHITE, INC.	19,137	18,926	211	0
POD ASSOCIATES, INC.	75,000	75,000	0	75,000
POINTWISE, INC.	2,000	2,000	0	0
POLAROID CORP.	8,995	4,119	4,876	3,820
POLLUTION CONTROL SYSTEMS	5,184	0	5,184	0
POLY DESIGN, INC.	52,203	0	52,203	0
POLY FLOW ENGINEERING, INC.	4,085	4,085	0	0
POLY SOFTWARE INTERNATIONAL	1,635	1,635	0	0
POLYCOM SALES	1,568	1,568	0	0
POLYCRYSTALLINE SILICON TECHNOLOGY CORP. (PST)	18,000	18,000	0	0
POLYMER CORP.	3,717	3,717	0	0
POLYMER LABORATORIES, INC.	6,665	6,665	0	0
POLYMER SOURCE, INC.	1,500	1,500	0	0
POLYMETRICS, INC.	10,479	0	10,479	0
POLYMICRO TECHNOLOGIES, INC.	26,459	14,329	12,130	0
POLYSCIENCES, INC.	1,061	1,061	0	0
POLYTEC PI, INC.	6,402	6,402	0	0
POLYWELL COMPUTERS, INC.	32,535	32,215	320	0
PONCA TRUE VALUE HARDWARE	3,100	0	3,100	0
POND ENGINEERING LABORATORIES, INC.	19,385	19,385	0	0
PONDEROSA MACHINE & ELECTRONICS	5,777	5,777	0	5,777
PONTRELLI, MICHAEL J.	1,000	1,000	0	0
POOLE, JOHN W., III, PE	103,500	103,500	0	0
POPKIN SOFTWARE SYSTEMS	1,704	1,704	0	0
PORETICS CORP.	1,630	0	1,630	0
POROUS METAL PRODUCTS	11,429	11,429	0	0
PORTA SYSTEMS CORP.	1,344	0	1,344	0
PORTABLE GRAPHICS	4,900	4,900	0	0
PORTER'S FLUID POWER	2,058	2,058	0	0
POSITIVE LIGHT, INC.	15,000	0	15,000	0
POSTMA, DR. HERMAN	7,000	7,000	0	0
POTOK, GUY	15,100	15,100	0	0
POTOMAC AIRGAS, INC.	144,900	144,900	0	0
POWER CERV CORP.	4,225	4,225	0	0
POWER COMPUTING CORP.	62,827	31,865	30,961	0
POWER LINE SYSTEMS, INC.	24,300	24,300	0	0
POWER PLUS TECHNICAL DISTRIBUTING, INC.	4,818	4,818	0	0
POWER PRESENTATIONS	7,500	0	7,500	0
POWER SEMICONDUCTORS, INC.	2,838	2,838	0	0
POWER SOFT CORP.	1,845	1,845	0	0
POWERMAX	6,333	6,333	0	0
POWER-ONE, INC.	1,902	1,902	0	0
POWERSIM CORP.	2,990	2,990	0	0
POWERSOFT CORP.	15,538	15,538	0	0
POWERS, DENNIS W., PHD	83,520	83,520	0	0
POWERTALK	1,539	1,539	0	1,539
PPA INDUSTRIES, INC.	17,565	2,350	15,216	0
PPG INDUSTRIES, INC.	8,925	8,925	0	0
PRACTICAL SOLUTIONS, INC.	69,750	69,750	0	0
PRAGMATIC INSTRUMENTS, INC.	34,060	34,060	0	0
PRAXAIR SURFACE TECHNOLOGIES, INC.	5,455	5,455	0	0
PRAXAIR, INC.	215,219	190,000	25,219	0
PRC ENVIRONMENTAL MANAGEMENT, INC.	213,000	213,000	0	213,000

Supplier Name	Total \$	SNL/NM \$	SNL/CA \$	NM \$
PRECISE SENSORS, INC.	7,070	7,070	0	0
PRECISION DIAMOND TOOL CO.	4,914	4,914	0	0
PRECISION DIGITAL IMAGES	14,570	14,570	0	0
PRECISION FILTERS, INC.	10,060	10,060	0	0
PRECISION FITTING & GAUGE/MARKLYN	14,594	14,594	0	14,594
PRECISION GLASSBLOWING	1,065	1,065	0	0
PRECISION GRINDING, INC.	2,726	2,726	0	2,726
PRECISION INDUSTRIAL COMPONENTS	1,105	1,105	0	0
PRECISION INDUSTRIAL PAINTING, INC.	10,355	10,355	0	0
PRECISION JOINING TECHNOLOGIES, INC.	8,000	8,000	0	0
PRECISION LASER SERVICES	1,297	1,297	0	0
PRECISION MICRO CONTROL	1,590	1,590	0	0
PRECISION NAVIGATION, INC.	2,307	2,307	0	0
PRECISION TUBE CO., INC.	3,578	3,578	0	0
PRECISION VACUUM COMPONENTS CO.	35,817	35,817	0	35,817
PRECIT, RICHARD R.	5,760	5,760	0	0
PREGLER, TIMOTHY E.	22,200	22,200	0	0
PREMAC, INC.	3,160	3,160	0	3,160
PREMIA CORP.	1,571	1,571	0	0
PREMIER INDUSTRIAL CORP.	101,811	92,931	8,881	89,289
PREMIER MEDICAL	6,873	6,873	0	6,873
PREPRESS DIRECT	1,439	0	1,439	0
PRESBYTERIAN HEALTHCARE SERVICES	22,025	22,025	0	22,025
PRESIDIO CORP., THE	5,662	4,867	795	0
PRIDE PETROLEUM SERVICES, INC.	6,600	6,600	0	6,600
PRIMAVERA SYSTEMS, INC.	5,095	5,095	0	0
PRIME AIR, INC.	5,810	0	5,810	0
PRINCE-IZANT	3,353	3,353	0	0
PRINCETON GAMMA TECH, INC.	5,400	2,500	2,900	0
PRINCETON INSTRUMENTS, INC.	176,678	146,128	30,550	0
PRINCETON RESEARCH INSTRUMENTS, INC.	7,550	7,550	0	0
PRINCETON SOFTECH, INC.	3,300	3,300	0	0
PRINCETON UNIVERSITY, TRUSTEES OF	80,000	0	80,000	0
PRISM, LTD.	12,000	12,000	0	0
PRO LAB, INC., THE	375,000	375,000	0	0
PRO MED, INC.	2,005	1,803	202	0
PRO STUDIO PRODUCTIONS	1,000	1,000	0	0
PROCEDYNE CORP.	3,950	3,950	0	0
PROCESS EQUIPMENT CO.	3,080	3,080	0	0
PROCESS PHYSICS DISTRIBUTORS, INC.	1,290	0	1,290	0
PROCESS SOFTWARE CORP.	5,545	5,545	0	0
PROCESS TECHNOLOGIES	8,840	8,840	0	0
PRODUCTION COMPONENTS CLARK CO., INC.	29,916	29,916	0	29,916
PRODUCTIVE DATA SYSTEMS	5,484,285	5,484,285	0	5,484,285
PRODUCTS FOR RESEARCH, INC.	3,490	2,944	546	0
PRODUCTS UNLIMITED, INC.	30,824	0	30,824	0
PRODYN TECHNOLOGIES	57,576	57,576	0	57,576
PROFESSIONAL ANALYSIS, INC.	187,144	187,144	0	187,144
PROFESSIONAL BUSINESS SYSTEMS, INC.	278,538	278,538	0	278,538
PROFESSIONAL CAR DETAILING	6,240	6,240	0	6,240
PROFESSIONAL PAINT SUPPLY	1,458	0	1,458	0
PROFESSIONAL PLASTICS	1,510	0	1,510	0
PROFESSIONAL RESOURCE MANAGEMENT, INC.	700,000	700,000	0	700,000
(PRM)				
PROFESSIONAL SECURITY TELEVISION NETWORK	2,499	2,499	0	0
PROFESSIONAL VIDEO SYSTEMS	8,704	8,704	0	8,704
PROFORMA CORP.	1,093	1,093	0	0
PROGRAMMERS PARADISE	11,724	7,855	3,869	0
PROGRAMMERS SHOP, THE	11,745	5,640	6,105	0

Supplier Name	Total \$	SNL/NM \$	SNL/CA \$	NM \$
PROGRESSIVE NETWORKS	36,475	36,475	0	0
PROJECT SOFTWARE & DEVELOPMENT, INC. (PSDI)	81,000	81,000	0	0
PROJECT WORKS	30,532	30,532	0	30,532
PRO-LOG CORP.	4,744	4,744	0	0
PROMATOMNAZDOR	12,487	12,487	0	0
PROMISE TECHNOLOGIES	1,855	1,855	0	0
PROMODEL CORP.	2,795	2,795	0	0
PRO-PAC CORP.	2,333	2,333	0	0
PROSPERITY PLANNING INSTITUTE, INC.	97,470	97,470	0	97,470
PROSTAR	20,052	20,052	0	0
PROTECTION TECHNOLOGIES, INC.	4,996	4,996	0	0
PROTECTIVE APPAREL CORP. OF AMERICA	7,680	7,680	0	0
PROTECTIVE CLOSURES CO., INC.	3,677	3,677	0	0
PROTEL TECHNOLOGY, INC.	3,565	3,565	0	0
PROTEUS CORP.	215,991	215,991	0	215,991
PROTEUS INDUSTRIES, INC.	11,852	11,204	648	0
PROTOCOL INTERFACE, INC.	1,350	1,350	0	0
PROTOTYPE, INC.	60,711	60,711	0	0
PROVANTAGE	2,972	1,389	1,583	0
PROVIDENCE CHAIN CO.	2,091	0	2,091	0
PRUDENTIAL OVERALL SUPPLY	2,024	2,024	0	2,024
PRYOR RESOURCES, INC.	3,000	3,000	0	0
PSI ENVIRONMENTAL INSTRUMENTS CORP.	105,000	0	105,000	0
PSI REPAIR SERVICES, INC.	1,532	1,532	0	0
PSI TESTING SYSTEMS, INC.	1,198	1,198	0	0
PSP VACUUM TECHNOLOGY	3,600	3,600	0	0
PSYCHOLOGY SOFTWARE TOOLS, INC.	1,290	1,290	0	0
PTR-PRECISION TECHNOLOGIES, INC.	12,000	0	12,000	0
PUBLIC SERVICE COMPANY OF NEW MEXICO	97,584	97,584	0	97,584
PUBLISHERS TOOL BOX	14,594	6,745	7,848	0
PUBLISHING PERFECTION	4,872	4,872	0	0
PULIZZI ENGINEERING, INC.	1,236	940	296	0
PULNIX AMERICA, INC.	2,092	2,092	0	0
PULSE ENGINEERING, INC.	10,374	1,014	9,360	0
PULSE INSTRUMENTS CO.	5,000	5,000	0	0
PULSE SCIENCES, INC.	49,542	49,542	0	0
PULSED POWER COMPONENTS	20,150	20,150	0	0
PUMA CONSTRUCTION, INC.	1,783	1,783	0	1,783
PUMPS & SERVICE	1,833	1,833	0	1,833
PURDUE RESEARCH FOUNDATION	150,458	150,458	0	0
PURE ATRIA SOFTWARE	48,916	35,936	12,980	0
PURE TECH, INC.	3,245	560	2,685	0
PURE WATER TECHNOLOGIES	1,650	1,650	0	1,650
PVC CO.	91,722	91,722	0	91,722
QCON	2,424	0	2,424	0
QED ENVIRONMENTAL SYSTEMS	26,039	23,922	2,117	0
QMI	5,861	5,861	0	0
QMS, INC.	45,832	42,611	3,221	0
QPC SOFTWARE	1,000	1,000	0	0
Q-TECH CORP.	1,220	1,220	0	0
QUAD DESIGN	16,510	16,510	0	0
QUAD TRON, INC.	33,175	33,175	0	0
QUADRALAY	11,460	11,460	0	0
QUADTECH, INC.	6,641	6,641	0	0
QUALCOMM, INC.	28,163	28,163	0	0
QUALITY CONTROL OF COLORADO	4,450	4,450	0	0
QUALITY FOAM PACKAGING, INC.	1,459	1,459	0	1,459
QUALITY SCREEN PRINT CORP.	8,381	8,381	0	8,381

Supplier Name	Total \$	SNL/NM \$	SNL/CA \$	NM \$
QUALITY SERVICE AND PRODUCT	1,557	0	1,557	0
QUALITY TECHNOLOGY, INC.	11,681	11,681	0	11,681
QUALITY THIN FILMS, INC.	26,110	26,110	0	0
QUALITY TRAILER SALES	44,105	44,105	0	44,105
QUALITY TRANSFORMER & ELECTRONICS	10,192	10,192	0	0
QUALIX GROUP	23,664	23,664	0	0
QUALTRON	23,172	23,172	0	23,172
QUAL-TRON, INC.	3,300	3,300	0	0
QUANTACHROME CORP.	95,855	95,765	90	0
QUANTEGY	3,664	3,664	0	0
QUANTERRA, INC.	995,000	995,000	0	0
QUANTIC INDUSTRIES, INC.	38,700	38,700	0	0
QUANTUM DESIGN, INC.	26,170	26,170	0	0
QUARK, INC.	1,470	780	690	0
QUARTERDECK SELECT CORP.	3,507	3,507	0	0
QUARTERMASTER SALES	2,602	2,602	0	2,602
QUARTET OVONICS	33,650	33,650	0	0
QUARTZ INTERNATIONAL CORP.	256,577	255,181	1,396	230,029
QUATER RESEARCH & DEVELOPMENT	1,266	1,266	0	0
QUATRO CORP.	223,000	223,000	0	223,000
QU-CO	15,519	15,519	0	0
QUEST FABRICATION CORP.	3,000	3,000	0	0
QUESTON CO.	113,500	113,500	0	113,500
QUESTRON CORP.	4,763	4,763	0	0
QUETZAL COMPUTATIONAL ASSOCIATES, INC.	165,487	165,487	0	165,487
QUICKBEAM SYSTEMS	1,360	1,360	0	1,360
QUICKTURN DESIGN SYSTEMS	280,981	280,981	0	0
QUIK PRINT	5,320	5,320	0	5,320
QUINTEC INDUSTRIES	4,766	710	4,056	0
QUINTEL CORP.	6,950	6,950	0	0
QUINTON INSTRUMENT CO.	2,045	2,045	0	0
QUOAMCO, INC.	3,336	0	3,336	0
R&M ELECTRIC MOTOR SERVICE	1,284	0	1,284	0
R&P ENTERPRISE ASTROPHYSICA	30,000	30,000	0	0
R&R KOOL BLUE ENTERPRISES	5,175	5,175	0	0
R&S ERECTION OF CONCORD, INC.	3,784	0	3,784	0
R SQUARED, INC.	201,087	132,373	68,714	0
RACAL HEALTH & SAFETY, INC.	3,371	3,371	0	0
RACAL-DANA INSTRUMENTS	10,318	7,358	2,960	0
RACAL-DATACOM	1,375	1,375	0	0
RACINE FEDERATED, INC.	4,660	4,660	0	0
RACING ELECTRONICS	1,589	0	1,589	0
RAD COM EQUIPMENT, INC.	40,700	40,700	0	0
RADAR SAT INTERNATIONAL	6,360	6,360	0	0
RADER AWNING	30,193	30,193	0	30,193
RADIAN INTERNATIONAL LLC	285,166	285,166	0	233,334
RADIANCE SOFTWARE INTERNATIONAL	1,995	1,995	0	0
RADIANT TECHNOLOGIES, INC.	4,007	4,007	0	4,007
RADIATION EXPERIMENTS & MONITORS	1,000	1,000	0	0
RADIATION MONITORING DEVICES, INC.	1,519	0	1,519	0
RADIATION TECHNOLOGIES, INC.	34,000	0	34,000	0
RADIO RESEARCH INSTRUMENT CO.	20,425	20,425	0	0
RADIOLOGY ASSOCIATES OF ALBUQUERQUE	52,000	52,000	0	52,000
RADIOMETER AMERICA, INC.	132,259	130,639	1,620	0
RADISYS CORP.	2,230	2,200	30	0
RADLINSKI & ASSOCIATES, INC.	52,024	52,024	0	0
RADOS TECHNOLOGY, INC.	13,115	13,115	0	0
RADSTONE TECHNOLOGY CORP.	73,771	73,771	0	0
RAGHAVAN, DR. SRINI	44,720	44,720	0	0

Supplier Name	Total \$	SNL/NM \$	SNL/CA \$	NM \$
RAIMA CORP.	3,823	3,823	0	0
RAINCO OF DALLAS, INC.	15,459	15,459	0	0
RAININ INSTRUMENT CO., INC.	25,585	11,967	13,617	0
RAINWISE, INC.	3,541	0	3,541	0
RAJARAMAN, RAJMOHAN	19,000	19,000	0	0
RALEIGH GROUP INTERNATIONAL	1,553	1,553	0	0
RALMIKES TOOL-A-RAMA	5,292	4,796	496	0
RALSTON, DR. FAITH	3,000	3,000	0	0
RAM ENTERPRISES, INC.	2,530	2,530	0	0
RAM MOBILE DATA	6,000	6,000	0	0
RAND MATERIALS HANDLING EQUIPMENT CO., INC.	2,053	0	2,053	0
RANDALL, KEITH	2,264	2,264	0	0
RANDTEC, INC.	222,918	222,918	0	0
RANDY'S SERVICE	125,000	0	125,000	0
RAPRA	6,170	0	6,170	0
RARITAN COMPUTER, INC.	4,664	4,664	0	0
RASCO SUPPLY CO., LTD.	6,920	6,920	0	0
RASPET, PROF. RICHARD	4,000	4,000	0	0
RASTER GRAPHICS	13,255	13,255	0	0
RATIONAL SOFTWARE CORP.	149,389	149,389	0	0
RATON TECHNOLOGY RESEARCH	59,872	59,872	0	59,872
RAVE COMPUTER ASSOCIATION, INC.	41,154	41,154	0	0
RAVELO, PROF. RAMON	5,000	0	5,000	0
RAVEN TECHNOLOGIES	1,170	1,170	0	0
RAVIKUMAR, SHANMUGASUNDARAM	8,000	8,000	0	0
RAYCHEM CORP.	9,598	9,598	0	0
RAYHILL, SALLY	1,080	0	1,080	0
RAYTHEON CO., THE	833,100	833,100	0	0
RBD ENTERPRISES, INC.	9,551	9,356	195	0
RC ELECTRONICS, INC.	12,770	12,770	0	0
RDB OFFICE FURNITURE, INC.	6,003	6,003	0	6,003
RDF CORP.	3,571	3,571	0	0
RDTEC ENGINEERED SOLUTIONS	147,581	147,581	0	147,581
READY-TO-RUN SOFTWARE, INC.	1,150	1,150	0	0
REAL COLOR DISPLAYS, INC.	4,038	0	4,038	0
REAL TIME DEVICES, INC.	14,220	14,220	0	0
REAL-TIME INNOVATIONS, INC.	29,350	29,350	0	0
REALTIME PERFORMANCE, INC.	10,000	10,000	0	0
REASONING SYSTEMS, INC.	5,000	5,000	0	0
RECOGNITION SYSTEMS, INC.	6,015	6,015	0	0
RECORD STORAGE SERVICES, INC.	15,000	15,000	0	15,000
RECORTEC, INC.	19,265	19,265	0	0
RED EWALD, INC.	41,255	41,255	0	0
RED HAWK	9,572	6,418	3,154	0
RED WING SHOE STORE	22,266	22,266	0	22,266
REDLANDS SOFTWARE, INC.	1,990	1,990	0	0
REDMAN PIPE & SUPPLY	4,036	4,036	0	4,036
REED ELSEVIER, INC.	5,801	5,801	0	0
REED REFERENCE PUBLISHING	3,226	0	3,226	0
REED, FRED OPTICAL CO., INC.	3,806	3,806	0	3,806
REED, R. P.	1,236	1,236	0	1,236
REFERENCE LABORATORY, INC., THE	30,000	30,000	0	30,000
REFFELL, MASSALA P.	5,843	5,843	0	5,843
REFRIGERATION SUPPLIERS, INC.	4,639	4,639	0	4,639
REGAL PLASTIC SUPPLY CO.	113,869	113,869	0	113,869
REGENT PHARMACIES	15,885	15,885	0	15,885
REGSCAN, INC.	14,488	0	14,488	0
REGULATIONS MANAGEMENT CORP.	1,192	1,192	0	0

Supplier Name	Total \$	SNL/NM \$	SNL/CA \$	NM \$
REID TOOL SUPPLY CO.	2,036	772	1,264	0
REINITZ, DR. KARL	14,500	0	14,500	0
REI, INC.	1,833	1,833	0	1,833
REKUS, JOHN F. & ASSOCIATES	15,000	15,000	0	0
RELAY TECHNOLOGY, INC.	8,725	8,725	0	0
RELIABLE REPRODUCTIONS, INC.	20,280	19,938	341	20,280
RELIANCE METAL CENTER	776,745	776,745	0	776,745
RELIANCE STEEL & ALUMINUM CORP.	3,377	0	3,377	0
RELTEC	12,640	12,640	0	0
REMBAR CO., INC.	2,241	2,241	0	0
REMCO BOLTS	3,377	3,377	0	3,377
REMEDY CORP.	38,230	38,230	0	0
REMET CORP.	1,517	1,517	0	0
REMINGTON ARMS CO., INC.	4,474	4,474	0	0
REMMELE ENGINEERING, INC.	383,919	383,919	0	0
REMSTAR	55,797	55,797	0	0
RENISHAW USA, INC.	1,264	0	1,264	0
RENOLD, INC.	1,502	0	1,502	0
RENSELAER POLYTECHNIC INSTITUTE	10,148	10,148	0	0
REPLY CORP.	4,075	4,075	0	0
REQUISITE	7,733	7,733	0	0
RESCO	7,606	7,606	0	7,606
RESEARCH DEVICES, INC.	7,000	7,000	0	0
RESEARCH ELECTRO OPTICS	7,165	7,165	0	0
RESEARCH ELECTRONICS, INC.	15,485	15,485	0	0
RESEARCH FOUNDATION OF STATE UNIVERSITY OF NEW YORK	178,388	178,388	0	0
RESEARCH INTERNATIONAL, INC.	2,000	0	2,000	0
RESEARCH MANAGEMENT CONSULTANTS, INC. (RMC)	320,000	320,000	0	0
RESEARCH SYSTEMS, INC.	84,969	79,569	5,400	0
RESEARCH TRIANGLE INSTITUTE	64,288	64,288	0	0
RESEARCH & POLLING, INC.	24,000	24,000	0	24,000
RESEARCH & PVD MATERIALS CORP.	3,750	3,750	0	0
RESEARCH, INC.	75,790	71,870	3,920	0
RESIN SYSTEMS CORP.	4,394	4,394	0	0
RESONETICS, INC.	9,695	0	9,695	0
RESOURCE MANAGEMENT, INC.	102,285	102,285	0	102,285
RESOURCE TECHNOLOGY CORP.	6,480	6,480	0	0
RESTORR TECHNOLOGIES	1,233	0	1,233	0
RESUMIX	57,750	57,750	0	0
RETIS TECHNOLOGIES, INC.	100,000	100,000	0	100,000
REUTERS TELEVISION INTERNATIONAL, LTD.	1,818	1,818	0	0
REXCEL COATING CORP.	3,542	3,542	0	3,542
REYNOLDS INDUSTRIES, INC.	111,091	110,004	1,087	0
RE/SPEC, INC.	3,110,946	3,110,946	0	3,228,166
RF MONOTHILICS, INC.	4,408	4,408	0	0
RF SERVICES	4,250	4,250	0	0
RF TECHNOLOGIES, INC.	2,310	0	2,310	0
RFL ELECTRONICS, INC.	1,594	1,594	0	0
RFPP	1,000	1,000	0	0
RHEOMETRIC SCIENTIFIC	1,855	1,855	0	0
RHEOMETRICS	11,594	11,594	0	0
RHINES, JOHN	120,000	120,000	0	0
RHONE-POULENC, INC.	9,750	9,750	0	0
RICHARD SCIENTIFIC	1,874	0	1,874	0
RICHARDSON ELECTRONICS, LTD.	68,422	68,127	295	0
RICHARDSON, L. DAVID	24,960	24,960	0	0
RICHARDS, KRISTOPHER	17,500	17,500	0	0

Supplier Name	Total \$	SNL/NM \$	SNL/CA \$	NM \$
RICHEY/CYPRESS	3,823	3,823	0	0
RICHMOND AIRCRAFT PRODUCTS	1,577	1,577	0	0
RICKEY'S	4,852	0	4,852	0
RICOH CORP.	25,461	24,961	500	0
RIEKER INSTRUMENT CO., INC.	2,138	2,138	0	0
RIFOCS CORP.	11,231	11,231	0	0
RIGHT CONNECTION, THE	15,000	15,000	0	15,000
RIGHTWAY MACHINE	37,202	37,202	0	37,202
RIMPEX AKTIEBOLAG	491,737	491,737	0	0
RINCHEM CO., INC.	37,549	37,549	0	37,549
RINGFEDER CORP.	5,000	5,000	0	0
RIO GRANDE BUSINESS SYSTEMS	2,952	2,952	0	2,952
RIOTECH, INC.	3,000	3,000	0	0
RI-TECH, INC.	54,000	54,000	0	0
RITEWAY PALLET CO.	1,575	1,575	0	1,575
RITRON, INC.	39,000	39,000	0	0
RIVERBEND PRESS, THE	1,792	1,792	0	0
RLC ELECTRONICS, INC.	4,906	4,906	0	0
RMT, LTD.	1,038	1,038	0	0
RNS HEATING & AIR CONDITIONING	2,208	2,208	0	0
ROACH, MATHEW J.	3,600	3,600	0	3,600
ROAD MACHINERY CO.	5,217	5,217	0	5,217
ROBBINS LIGHTNING, INC.	4,211	4,211	0	0
ROBERTS RESEARCH LABORATORY	9,850	9,850	0	0
ROBERTS TRAINING & CONSULTING	14,435	14,435	0	0
ROBERTS, E. V. & ASSOCIATES	2,205	714	1,491	0
ROBIN MATERIALS, INC.	65,850	4,445	61,405	0
ROBOHAND, INC.	12,210	12,210	0	0
ROBOTIC SYSTEMS TECHNOLOGY	6,349	6,349	0	0
ROBOTICS & AUTOMATION CORP.	7,569	7,569	0	0
ROBSON, W. K., INC.	1,796	1,476	320	0
ROCHESTER ELECTRONICS	5,200	5,200	0	0
ROCKWELL AUTOMATION DATAMYTE	7,872	7,872	0	0
ROCKWELL INTERNATIONAL CORP.	1,077,597	1,041,141	36,456	2,888
ROCKWELL LASER INDUSTRIES, INC.	74,219	74,219	0	0
ROCKWELL POWER SYSTEMS	11,368	11,368	0	11,368
ROCKWELL SOFTWARE, INC.	2,700	2,475	225	0
ROCKWOOD SWENDEMAN	1,366	0	1,366	0
ROCKY FLATS ETS	25,000	25,000	0	0
ROCKY MOUNTAIN COLLEGE	384,000	384,000	0	0
ROCKY MOUNTAIN INSTRUMENT CO.	20,419	0	20,419	0
ROCKY MOUNTAIN PUBLISHING CO.	15,080	15,080	0	15,080
ROCKY MOUNTAIN RAM	5,920	5,920	0	0
ROCKY MOUNTAIN TEST EQUIPMENT	3,000	3,000	0	0
ROCTEST, INC.	2,774	2,774	0	0
RODEL, INC.	44,762	44,762	0	0
RODGERS ENVIRONMENTAL SERVICES	21,720	21,720	0	21,720
RODGERS & CO., INC.	14,059	14,059	0	14,059
ROGERS CORP.	13,706	12,263	1,443	0
ROGERS & ASSOCIATES ENGINEERING CORP.	3,900	3,900	0	0
ROGERS, R. E., INC.	3,500	3,500	0	0
ROGNLIEN, JUDITH	29,000	0	29,000	0
ROGUE WAVE SOFTWARE, INC.	20,818	19,248	1,570	0
ROHBE, INC.	2,350	2,350	0	0
ROLL RITE CORP.	4,413	0	4,413	0
ROLLINS CHEMPAK, INC.	100,760	0	100,760	0
ROLYN OPTICS CO.	10,256	9,841	415	0
ROME METALS, INC.	10,876	10,876	0	0
ROMER, INC.	1,000	1,000	0	0

Supplier Name	Total \$	SNL/NM \$	SNL/CA \$	NM \$
ROMIC ENVIRONMENTAL TECHNOLOGIES CORP.	46,200	1,200	45,000	0
ROSAN, INC.	3,226	3,226	0	0
ROSEMOUNT ANALYTICAL, INC.	10,877	563	10,314	0
ROSS ENGINEERING CORP.	3,710	3,710	0	0
ROSS, DR. TIMOTHY J.	20,000	20,000	0	20,000
ROSS, MICHELLE R.	2,500	2,500	0	2,500
ROTRONIC INSTRUMENT CORP.	4,105	4,105	0	0
ROUSE, H. B. & CO.	1,062	0	1,062	0
ROUTER SOLUTIONS, INC.	1,095	1,095	0	0
ROWAN, ROBERT L., JR.	15,000	15,000	0	0
ROWE INDUSTRIES	1,196	1,196	0	0
ROWEN, HENRY S.	10,000	0	10,000	0
ROYAL WHOLESALE ELECTRIC	5,028	0	5,028	0
RPP INTERNATIONAL	17,500	17,500	0	0
RRA, INC.	196,000	196,000	0	196,000
RSG MANUFACTURING	5,375	5,375	0	0
RUCKER-FULLER CO.	29,427	0	29,427	0
RUDIN, EMILY B.	25,000	25,000	0	25,000
RUDOLPH RESEARCH	44,198	44,198	0	0
RUGBY BUILDING PRODUCTS	4,058	0	4,058	0
RULE PRODUCTS	1,855	1,855	0	0
RUPERT PLUMBING & HEATING CO., INC.	667,936	667,936	0	667,936
RUPP TECHNOLOGY CORP.	3,726	3,726	0	0
RUSSELL'S TECHNICAL PRODUCTS, INC.	5,057	5,057	0	0
RUSSIAN ACADEMY OF SCIENCES	249,609	249,609	0	0
RUSSIAN FEDERAL NUCLEAR CENTER	621,470	621,470	0	0
RUSSIAN-AMERICAN IONIZING ENERGY SERVICES	48,400	48,400	0	0
RUST POWER SYSTEMS	11,800	11,800	0	11,800
RUST TRACTOR CO.	166,896	166,896	0	166,896
RUSTCO SUPPLY & PROPERTY, INC.	3,491	3,491	0	3,491
RUTAN REFRIGERATION, INC.	10,541	10,541	0	0
RUTLAND TOOL & SUPPLY CO., INC.	7,004	6,805	198	0
RV & ASSOCIATES	1,584	0	1,584	0
RYAN HERCO PRODUCTS CORP.	36,136	35,281	855	35,281
RYDER TRUCK RENTAL, INC.	1,736	1,736	0	1,736
RYERSON	5,273	0	5,273	0
RYT INDUSTRIES, INC.	3,500	3,500	0	0
S&J SERVICES	1,056	1,056	0	1,056
S&K PRODUCTS INTERNATIONAL, INC.	7,798	7,798	0	0
S&M MICROSCOPES, INC.	39,077	39,077	0	0
S&S OPTICAL CO., INC.	1,560	0	1,560	0
S&S TOOL & SUPPLY, INC.	6,612	0	6,612	0
SACCO AUTOMOTIVE	15,000	15,000	0	15,000
SAELIG CO., THE	1,390	1,390	0	0
SAES GETTERS/USA	7,686	7,686	0	0
SAES PURE GAS, INC.	8,970	8,970	0	0
SAFETY ENVIRONMENTAL CONTROL, INC.	6,536	0	6,536	0
SAFETY EQUIPMENT CORP.	1,500	0	1,500	0
SAFETY OPTICAL	66,727	66,727	0	0
SAFETY TRAINING, LTD. CO.	72,000	72,000	0	72,000
SAFETY & RISK MANAGEMENT	3,860	3,860	0	3,860
SAFETY-KLEEN CORP.	8,229	6,249	1,980	4,249
SAGE PUBLICATIONS	4,000	4,000	0	0
SAGEBRUSH TECHNOLOGY	26,195	26,195	0	26,195
SAGER ELECTRONICS	3,057	3,057	0	0
SALESMAKER	2,985	2,985	0	0
SALISBURY ENGINEERING	11,925	11,925	0	0
SALT, JULIAN E.	12,000	12,000	0	0

Supplier Name	Total \$	SNL/NM \$	SNL/CA \$	NM \$
SAMCO INTERNATIONAL, INC.	3,500	3,500	0	0
SAM-CON GENERAL CONTRACTORS	310,741	310,741	0	310,741
SAMPLE MARSHALL LABORATORIES, INC.	1,075	1,075	0	0
SAMSUNG ELECTRONICS DIRECT	5,128	5,128	0	0
SAMTEC, INC.	3,467	3,318	150	0
SAN JOSE DELTA ASSOCIATES, INC.	32,319	32,319	0	0
SANDERS, DR. JAY	25,000	25,000	0	0
SANDERS, DR. SCOTT	7,160	7,160	0	7,160
SANDIA MOUNTAIN OUTFITTERS	2,273	2,273	0	2,273
SANDIA SAFE & LOCK CO., INC.	6,170	6,170	0	6,170
SANDIA SPRAYER MANUFACTURING CO.	2,440	2,440	0	0
SANDIA VISION CLINIC	5,366	5,366	0	5,366
SANDOVAL, ARTURO	24,000	24,000	0	24,000
SANDOZ CHEMICALS CORP.	3,330	3,330	0	0
SANDROCK, GARY	40,000	0	40,000	0
SANDVIK ROCK TOOLS, INC.	14,590	14,590	0	0
SANDY'S ELECTRONIC SUPPLY	2,018	2,018	0	0
SANGAMO WESTON, INC.	30,292	30,292	0	0
SANREX CORP.	3,084	3,084	0	0
SANTA BARBARA SENSOR TECHNOLOGIES	4,500	4,500	0	0
SANTA CLARA MACHINING	26,163	0	26,163	0
SANTA CLARA UNIVERSITY	20,000	20,000	0	0
SANTA CRUZ OPERATIONS, THE	4,358	2,663	1,695	0
SANTA FE ENERGY RESEARCH CORP.	16,000	0	16,000	16,000
SANTA FE LASER CO.	24,950	24,950	0	0
SANTA FE WORKSHOPS	1,135	1,135	0	1,135
SARGENT-WELCH SCIENTIFIC CO.	34,153	0	34,153	0
SARJEANT, WALTER JAMES	18,251	18,251	0	0
SARNAFIL	1,071	1,071	0	1,071
SAS	2,640	2,640	0	0
SAS CIRCUITS, INC.	105,731	105,731	0	0
SAS INSTITUTE	90,485	89,790	695	0
SATEC SYSTEMS, INC.	2,256	2,256	0	0
SATELLITE MODELS	5,040	0	5,040	0
SAUNDERS GROUP, INC.	12,655	12,655	0	0
SAUNDERS & ASSOCIATES, INC.	3,103	3,103	0	0
SAVICKON PRODUCTIONS	9,990	9,990	0	9,990
SAWTEK, INC.	117,112	117,112	0	0
SAYERS COMPUTER SOURCE	56,581	56,581	0	0
SCB TECHNOLOGIES, INC.	25,453	25,453	0	25,453
SCHACHT CIRCUITS	6,000	6,000	0	0
SCHAUER SALES, INC.	30,378	30,378	0	2,841
SCHENCK-PEGASUS CORP.	42,440	42,440	0	0
SCHERER, WILLIAM T.	13,692	13,692	0	0
SCHLUMBERGER TECHNOLOGIES	27,432	27,432	0	0
SCHNEIDER CORP. OF AMERICA	2,624	2,624	0	0
SCHOOLS, INC.	3,248	308	2,940	0
SCHOTT FIBER OPTICS, INC.	4,334	4,334	0	0
SCHOTT GLASS TECHNOLOGIES, INC.	3,630	3,630	0	0
SCHROFF, INC.	12,215	12,215	0	0
SCHULTZ, EUGENE & ASSOCIATES	249,600	0	249,600	0
SCHUMACHER, J. C. & CO.	148,657	148,657	0	0
SCHUNK	10,038	10,038	0	0
SCHUNK GRAPHITE TECHNOLOGY	16,000	16,000	0	0
SCHWARTZ ELECTRO-OPTICS, INC.	3,000	3,000	0	0
SCHWARZKOPF TECHNOLOGIES CORP.	4,176	3,878	298	0
SCHWOEBEL, RICHARD L.	40,000	40,000	0	40,000
SCIENCE APPLICATIONS INTERNATIONAL CORP. (SAIC)	2,079,015	1,509,199	569,816	1,326,215

Supplier Name	Total \$	SNL/NM \$	SNL/CA \$	NM \$
SCIENCE HORIZONS, INC.	34,956	34,956	0	0
SCIENCE & ENGINEERING ASSOCIATES, INC. (SEA)	1,028,633	1,028,633	0	1,028,633
SCIENCOMM, INC.	6,230	6,230	0	6,230
SCIENTECH, INC.	104,580	104,580	0	100,000
SCIENTIFIC ATLANTA, INC.	96,826	96,826	0	0
SCIENTIFIC CHEMICAL TECHNICAL SALES, INC.	20,339	20,339	0	0
SCIENTIFIC COMPONENTS CORP.	25,882	25,805	78	0
SCIENTIFIC CONNECTIONS	1,169	0	1,169	0
SCIENTIFIC ECOLOGY GROUP, INC.	1,800	1,800	0	1,800
SCIENTIFIC FORMING TECHNOLOGIES CORP.	24,000	24,000	0	0
SCIENTIFIC INSTRUMENT CO.	92,512	86,637	5,875	0
SCIENTIFIC INSTRUMENT SERVICES, INC.	1,124	1,124	0	0
SCIENTIFIC MEASUREMENT SYSTEMS, INC.	1,625	1,625	0	0
SCIENTIFIC NOTEBOOK CO.	4,092	4,092	0	0
SCIENTIFIC SALES ASSOCIATES, INC.	916,071	916,071	0	916,071
SCIENTIFIC SALES, INC.	14,701	11,154	3,547	0
SCIENTIFIC SOFTWARE GROUP	1,580	1,580	0	0
SCIENTIFIC SOFTWARE-INTERCOMP	3,200	3,200	0	0
SCIENTIFIC SYSTEMS	3,254	3,254	0	0
SCI-MA EDUCATION, INC.	10,214	10,214	0	0
SCINTAG, INC.	33,375	33,050	325	0
SCINTREX SECURITY SYSTEMS	25,654	25,654	0	0
SCI-TECH INTERNATIONAL	6,731	3,122	3,609	0
SCITECH INTERNATIONAL	1,334	1,177	157	0
SCOPE COMMUNICATIONS, INC.	3,495	3,495	0	0
SCOTSMAN, WILLIAMS	19,008	19,008	0	19,008
SCOTT ARCHITECTURAL GRAPHICS, INC.	42,955	0	42,955	0
SCOTT ENGRAVING MACHINES	3,835	0	3,835	0
SCOTT MACHINE DEVELOPMENT CORP.	2,120	2,120	0	0
SCOTT POLAR CORP.	1,500	1,500	0	1,500
SCOTT SPECIALTY GASES, INC.	8,790	0	8,790	0
SCOTT, ALLARD & BOHANNAN, INC.	1,000	1,000	0	0
SCOTT, MIKE & ASSOCIATES	26,700	26,700	0	26,700
SCREAMING BEAVER GRAPHICS	4,880	4,880	0	4,880
SCRIBNER ASSOCIATES, INC.	14,966	14,966	0	0
SCSI PROS, THE	9,204	0	9,204	0
SDB SOLTO	26,500	26,500	0	0
SDL OPTICS, INC.	3,275	3,275	0	0
SDL, INC.	49,065	49,065	0	0
SEAGATE SOFTWARE	11,067	1,249	9,818	0
SEALED AIR CORP.	9,456	4,406	5,050	0
SEAMARK SCIENTIFIC CORP.	30,972	30,972	0	0
SEARS INDUSTRIAL SALES	4,880	0	4,880	0
SEARS POWER & HAND TOOLS	3,372	3,294	78	0
SEARS, ROEBUCK & CO.	1,980	1,980	0	1,450
SEATTLE SPECIALTY CERAMICS, INC.	1,450	1,450	0	0
SEAWAY SEMICONDUCTOR, INC.	7,500	7,500	0	0
SEAY BROS, INC.	4,160	4,160	0	4,160
SECANT NETWORK TECHNOLOGIES	220,864	0	220,864	0
SECOND SOURCE ELECTRONICS	12,012	0	12,012	0
SECURE DOCUMENT SYSTEMS	8,250	8,250	0	0
SECURITY COMPUTER SALES	16,270	16,270	0	0
SECURITY CONCEPTS, INC.	3,000,000	3,000,000	0	3,000,000
SECURITY DYNAMICS TECHNOLOGIES	2,975	0	2,975	0
SECURITY DYNAMICS, INC.	78,422	75,447	2,975	0
SECURITY ENGINEERED MACHINERY CO., INC. (SEM)	14,342	9,334	5,008	0
SECURITY LINK FROM AMERITECH	1,005	1,005	0	1,005

Supplier Name	Total \$	SNL/NM \$	SNL/CA \$	NM \$
SECURITY LOCK DISTRIBUTORS	3,067	3,067	0	0
SECURITY SEARCH PRODUCT SALES	3,702	3,702	0	0
SEE FIRST TECHNOLOGY, INC.	25,195	25,195	0	0
SEGUE, INC.	30,075	30,075	0	0
SEIFERT X-RAY CORP.	38,920	38,920	0	0
SEIKO INSTRUMENTS USA, INC.	20,070	20,070	0	0
SELECT SOLUTIONS	2,394	2,394	0	0
SELF PHOTO TECHNICAL	5,082	0	5,082	0
SELWAY MACHINE TOOLS	172,936	0	172,936	0
SEMAPHORE	2,392	2,392	0	0
SEMATECH	7,000	7,000	0	0
SEMI-ALLOYS CO.	1,850	1,850	0	0
SEMICOA SEMICONDUCTORS	7,886	7,886	0	0
SEMICONDUCTOR EQUIPMENT CORP.	2,699	2,699	0	0
SEMICONDUCTOR INDUSTRY ASSOCIATION	18,488	0	18,488	0
SEMICONDUCTOR PACKAGING MATERIALS CO., INC.	6,644	6,644	0	0
SEMICONDUCTOR PROCESSING CO., INC.	5,060	5,060	0	0
SEMI-GAS SYSTEMS, INC.	10,484	10,000	484	0
SEMITEC	1,222	1,222	0	0
SEMITOOL, INC.	22,080	1,540	20,540	0
SEMTECH CORP.	7,223	7,223	0	0
SEMY ENGINEERING, INC.	1,240	1,240	0	0
SENDX, INC.	6,000	0	6,000	0
SENSABLE DEVICES, INC.	2,850	2,850	0	0
SENSABLE TECHNOLOGIES, INC.	34,605	34,605	0	0
SENSE 8 CORP.	43,734	29,185	14,549	0
SENSIDYNE, INC.	2,823	2,193	630	0
SENSORS SYSTEMS	1,064	0	1,064	0
SENSOTEC, INC.	12,926	12,762	164	0
SENSTAR CORP.	10,599	10,599	0	0
SENSTAR, INC.	41,884	41,884	0	0
SENSYM, INC.	1,000	1,000	0	0
SENTECH SYSTEMS	1,845	0	1,845	0
SENTECH, INC.	254,946	254,946	0	0
SENTEX SYSTEMS, INC.	47,185	47,185	0	0
SENTROL, INC.	11,031	1,354	9,677	0
SEN, R. K. & ASSOCIATES	70,000	70,000	0	0
SEQUENT COMPUTER SYSTEMS	99,957	99,957	0	0
SER MAC, INC.	1,717	1,717	0	0
SERES LABORATORY	7,500	0	7,500	0
SERFILCO, LTD.	3,408	0	3,408	0
SERTECH, INC.	32,407	32,407	0	0
SERVICE PLUS	14,936	14,936	0	14,936
SERVICE-TECH	8,000	0	8,000	0
SERVO-TEK PRODUCTS CO.	3,603	3,603	0	0
SETON NAME PLATE CO.	3,154	1,222	1,932	0
SETRA SYSTEMS, INC.	7,628	7,628	0	0
SEVERN COMMUNICATIONS CORP.	5,860	5,860	0	0
SEYFORTH ROOFING CO., INC.	67,028	67,028	0	67,028
SGC, INC.	7,524	7,524	0	0
SGI EXPRESS	3,428	3,428	0	0
SGL CARBON CORP.	4,564	4,564	0	0
SHANNON, ROBERT	3,039	3,039	0	0
SHAPIRO, SUMNER	10,000	10,000	0	0
SHARE CORP.	1,706	1,706	0	0
SHASON MICROWAVE CORP.	84,968	84,968	0	0
SHAW INDUSTRIES	16,728	16,728	0	0
SHECOM COMPUTERS	2,355	2,355	0	0

Supplier Name	Total \$	SNL/NM \$	SNL/CA \$	NM \$
SHELDAHL, INC.	19,698	19,698	0	0
SHEPHERD, J. L. & ASSOCIATES	43,490	43,490	0	0
SHERATON INN	45,000	0	45,000	0
SHERLINE PRODUCTS, INC.	2,167	2,167	0	0
SHIN ETSU POLYMER AMERICA	4,589	4,589	0	0
SHOLTIS, JOSEPH A., JR.	25,000	25,000	0	25,000
SHOP TOOLS, INC.	1,244	1,244	0	0
SHORTRIDGE INSTRUMENTS, INC.	7,130	7,130	0	0
SHRADER-FRECHETTE, DR. KRISTIN	3,600	3,600	0	0
SHREVE SYSTEMS	5,442	5,442	0	0
SHULTZ STEEL CO.	35,895	35,895	0	0
SI CORP.	105,644	105,644	0	0
SIEBENTHAL, CHARLES F., INC.	768,452	763,739	4,713	768,452
SIEGMUND SCIENTIFIC	46,010	0	46,010	0
SIEMENS ANALYTICAL X-RAY INSTRUMENTS, INC.	45,039	45,039	0	0
SIEMENS ENERGY & AUTOMATION, INC.	6,549	6,549	0	0
SIERRA ASSOCIATES, INC.	1,505	0	1,505	0
SIERRA DETROIT DIESEL ALLISON	1,054	0	1,054	0
SIERRA HIGHWAY SAFETY	3,561	3,561	0	0
SIERRA INSTRUMENTS, INC.	20,666	20,666	0	1,820
SIERRA MICROWAVE TECHNOLOGY	1,340	1,340	0	0
SIERRA PACIFIC POWER CO.	1,700	1,700	0	0
SIERRA PRODUCTS, INC.	2,253	0	2,253	0
SIERRA SCIENTIFIC	1,514	1,514	0	0
SIERRA TECHNOLOGIES CORP.	1,536	1,140	396	0
SIERRA TECHNOLOGY CORP.	36,740	32,875	3,865	0
SIERRA TECHNOLOGY GROUP, INC.	20,912	0	20,912	0
SIERRA VISTA OFFICE PRODUCTS, INC.	4,532	4,532	0	4,532
SIEVERT MANUFACTURING CO.	12,098	12,098	0	12,098
SIGARMS, INC.	1,141	1,141	0	0
SIGDA, J. M.	8,000	8,000	0	8,000
SIGLER & REEVES, INC.	11,846	11,846	0	7,396
SIGMA CHEMICAL CO.	18,613	1,989	16,624	0
SIGMA SYSTEMS CORP.	5,775	5,775	0	0
SIGN TECH	1,841	1,841	0	1,841
SIGNAL ANALYTICS CORP.	5,325	5,325	0	0
SIGNAL SYSTEMS	3,119	3,119	0	3,119
SIGNS NOW	3,527	3,527	0	3,527
SILAR LABORATORIES	1,000	1,000	0	0
SILICA SOURCE TECHNOLOGY CORP.	1,950	750	1,200	0
SILICON DESIGNS, INC.	2,000	2,000	0	0
SILICON GRAPHICS, INC.	2,263,355	2,037,420	225,935	1,994,342
SILICON HEIGHTS COMPUTERS	947,753	947,753	0	947,753
SILICON POWER CORP.	4,465	4,465	0	0
SILICON QUEST INTERNATIONAL (SQI)	39,660	39,213	448	0
SILICON SENSE, INC.	5,401	5,401	0	0
SILICON VALLEY GROUP, INC.	33,687	33,687	0	10,000
SILICON VALLEY SHELVING & EQUIPMENT CO., INC.	6,769	0	6,769	0
SILICONRAX	12,075	8,420	3,655	0
SILVACO DATA SYSTEMS	15,818	15,818	0	0
SILVER HAMMER, INC.	2,805,307	2,805,307	0	2,805,307
SILVER SALES, INC.	6,648	6,648	0	0
SILVER STATE SUPPLY CO.	1,634	781	853	0
SIMCO DRILLING EQUIPMENT, INC.	1,589	1,589	0	0
SIMCO ELECTRONICS	86,370	0	86,370	0
SIMMONS, JOSEPH	12,000	12,000	0	0
SIMONS UNIFORMS, INC.	10,304	10,304	0	10,304
SIMPACT ASSOCIATES, INC.	31,850	31,850	0	0

Supplier Name	Total \$	SNL/NM \$	SNL/CA \$	NM \$
SIMPLEX STRIP DOORS, INC.	1,829	1,359	470	0
SIMPLY INTELLIGENT, INC.	3,151	3,151	0	0
SIMPSON RUBBER STAMP CO.	1,199	1,199	0	1,199
SIMPSON-NORTON CORP.	1,945	1,945	0	1,945
SIMUL PROBE TECHNOLOGY, INC.	14,190	14,190	0	0
SIMULATION DYNAMICS	9,000	9,000	0	0
SINCLAIR OPTICS, INC.	15,285	15,285	0	0
SINCLAIR, DR. WARREN	15,000	15,000	0	0
SINE-TIFIC ENGRAVERS	1,122	0	1,122	0
SINEWAVE	4,550	4,550	0	4,550
SIPIX CORP.	2,067	2,067	0	0
SIREN SOFTWARE CORP.	2,119	2,119	0	0
SISCO	1,415	1,415	0	1,415
SISNEROS, THOMAS	1,600	1,600	0	1,600
SKANTEK CORP.	124,734	124,734	0	0
SKC GULFCOAST, INC.	4,934	4,934	0	0
SKF CONDITION MONITORING	4,272	4,272	0	4,272
SKM SYSTEMS ANALYSIS, INC.	3,710	3,710	0	0
SKYTEL CORP.	2,560	2,560	0	0
SKYTEL FEDERAL	7,105	7,105	0	0
SLICART	4,523	0	4,523	0
SLOAN TECHNOLOGY CORP.	18,741	18,741	0	0
SMALL PARTS, INC.	2,580	991	1,589	0
SMALL PRODUCTION RUN BRANCH OF THE JOINT STOCK CO.	970,000	970,000	0	0
SMALL WORLD PUBLISHERS	300,000	300,000	0	300,000
SMALLEY & CO.	2,320	2,320	0	2,320
SMART CONTROLS	9,489	9,489	0	0
SMART ENGINEERING	4,800	4,800	0	0
SMF SYSTEMS CORP.	54,780	0	54,780	0
SMITH TECHNICAL EQUIPMENT CO.	4,115	4,115	0	0
SMITHY CO.	1,364	1,364	0	0
SMITH, DAVID G.	66,000	66,000	0	0
SMITH, ERIC E.	8,000	8,000	0	0
SMITH, J. & ASSOCIATES, INC.	111,471	111,471	0	111,471
SMITH, KIMBALL A.	15,000	15,000	0	15,000
SMOLLECK, HOWARD	5,000	5,000	0	5,000
SMX CORP.	154,472	154,472	0	0
SNADER, R. E. & ASSOCIATES	11,065	9,722	1,343	0
SNAP-ON TOOLS CORP.	43,572	34,102	9,470	26,066
SNMP RESEARCH INTERNATIONAL	4,500	4,500	0	0
SNOW CO., INC.	1,572	1,572	0	1,572
SNPO ELERON	716,833	716,833	0	0
SNYDER, JILL Y.	66,200	66,200	0	66,200
SOCHA CO., INC., THE	9,928	9,928	0	9,928
SOCIETY OF AUTOMOTIVE ENGINEERS, INC.	2,708	0	2,708	0
SOFTIMAGE	26,786	2,795	23,991	0
SOFTMATE SYSTEMS, INC.	4,658	0	4,658	0
SOFTSHELL INTERNATIONAL	1,026	1,026	0	0
SOFTWARE MAINTENANCE & DEVELOPMENT SYSTEMS, INC.	11,404	11,404	0	0
SOFTWARE MOGULS, INC.	40,410	27,430	12,980	0
SOFTWARE PARTNERS/32, INC.	67,277	67,277	0	0
SOFTWARE PRODUCTIVITY CENTRE (SPC)	3,699	3,699	0	0
SOFTWARE RESEARCH, INC.	4,550	4,550	0	0
SOFTWARE SPECTRUM	6,200	3,644	2,556	0
SOFTWARE TESTING LABORATORIES, INC.	1,195	1,195	0	0
SOFTWEAR COMPUTERS	1,514	1,514	0	1,514
SOLAR KINETICS, INC.	19,953	19,953	0	0

Supplier Name	Total \$	SNL/NM \$	SNL/CA \$	NM \$
SOLAR ONE ASSOCIATES	3,500	3,500	0	0
SOLE & ASSOCIATES, INC.	7,500	7,500	0	0
SOLECON LABORATORIES, INC.	15,504	15,504	0	0
SOLID CONCEPTS, INC.	2,995	2,995	0	0
SOLID STATE MEASUREMENTS, INC.	5,000	5,000	0	0
SOLING SECURITY SYSTEMS	8,634	8,634	0	0
SOLINST CANADA, LTD.	4,892	4,892	0	0
SOLITEC WAFER PROCESSING	1,189	1,189	0	0
SOLSOURCE COMPUTERS, INC.	11,576	0	11,576	0
SOL-TEC	23,092	23,092	0	0
SOLUTION SYSTEM TECHNOLOGIES	6,110	6,110	0	0
SOLVE, INC.	23,427	23,427	0	0
SOMERVILLE, DR. MASON	15,000	15,000	0	0
SONICOR INSTRUMENT CORP.	10,505	10,505	0	0
SONICS & MATERIALS, INC.	4,169	840	3,329	0
SONITECH INTERNATIONAL	8,985	8,985	0	0
SONIX, INC.	14,500	14,500	0	0
SONNIER, CECIL S.	18,000	18,000	0	18,000
SONOMA INSTRUMENT CO.	7,140	7,140	0	0
SONY CORP. OF AMERICA	61,609	60,878	731	0
SONY ELECTRONICS	17,026	17,026	0	17,026
SONY ELECTRONICS, INC.	98,674	98,674	0	0
SORBOTHANE, INC.	2,117	0	2,117	0
SORENSEN CO.	27,535	26,660	875	0
SORENSEN, DAN	25,000	25,000	0	0
SOSNY SCIENTIFIC AND TECHNICAL CENTER	94,450	94,450	0	0
SOUND IDEAS, INC.	1,000	1,000	0	1,000
SOURCE ONE	6,859	6,859	0	6,859
SOURCE, INC., THE	2,418	2,418	0	2,300
SOUTH BAY FORD	1,363	1,363	0	0
SOUTH BAY TECHNOLOGY, INC.	44,350	32,480	11,870	0
SOUTH COAST CIRCUITS	8,660	8,660	0	0
SOUTH DAKOTA SCHOOL OF MINES & TECHNOLOGY	4,000	4,000	0	0
SOUTH UKRAINE NUCLEAR POWER PLANT	9,600	9,600	0	0
SOUTHEASTERN FELT & SUPPLY CO.	3,554	3,554	0	0
SOUTHERN CALIFORNIA BRAIDING, INC.	51,042	51,042	0	0
SOUTHERN METHODIST UNIVERSITY	15,000	15,000	0	0
SOUTHWELL/MOORE PERSPECTIVES, INC.	32,200	32,200	0	0
SOUTHWEST 4-WHEEL DRIVE & TRUCK CENTER	3,079	3,079	0	3,079
SOUTHWEST CONTROLS, INC.	60,000	60,000	0	0
SOUTHWEST COPY SYSTEMS	6,929	6,929	0	6,929
SOUTHWEST ENGINEERING ASSOCIATES	1,901,468	1,901,468	0	110,450
SOUTHWEST GLASS & GLAZING, INC.	5,599	5,599	0	5,599
SOUTHWEST MACHINE & FABRICATION, INC.	136,845	136,845	0	136,845
SOUTHWEST MICROWAVE, INC.	65,761	65,761	0	0
SOUTHWEST PERSONNEL, INC.	585,000	585,000	0	585,000
SOUTHWEST PHOTOVOLTAIC (PV) SYSTEMS, INC.	7,012	7,012	0	0
SOUTHWEST PIPING SUPPLIES, INC.	3,639	3,639	0	3,639
SOUTHWEST POWER	3,312	3,312	0	0
SOUTHWEST QUALITY SUPPLIES, INC.	18,717	1,189	17,528	18,717
SOUTHWEST RADIOGRAPHICS, INC.	15,547	15,547	0	15,547
SOUTHWEST RESEARCH INSTITUTE	204,180	204,180	0	0
SOUTHWEST RUBBER INDUSTRIAL	3,824	3,824	0	3,824
SOUTHWEST SCIENTIFIC RESOURCES	12,689	12,689	0	12,689
SOUTHWEST SEAL & SUPPLY CO.	34,238	34,238	0	34,238
SOUTHWEST SEWER SERVICE	1,250	1,250	0	1,250
SOUTHWEST SOFTWARE	47,800	47,800	0	47,800
SOUTHWEST SPECIALTY MICRO SYSTEMS	3,855	3,855	0	3,855

Supplier Name	Total \$	SNL/NM \$	SNL/CA \$	NM \$
SOUTHWEST SPORTING GOODS	6,887	6,887	0	6,887
SOUTHWEST TECHNICAL SERVICES	62,983	62,983	0	62,983
SOUTHWEST TECHNICAL, INC.	3,340	3,340	0	3,340
SOUTHWEST TRACTOR	24,074	24,074	0	24,074
SOUTHWEST TRAILERS, INC.	8,400	8,400	0	8,400
SOUTHWEST TRANE	45,876	45,876	0	45,876
SOUTHWEST WATER CONDITIONING	20,039	20,039	0	20,039
SOUTHWEST WIRE & CABLE	73,961	73,961	0	73,961
SOUTHWESTERN AUTOMATION SYSTEMS	3,192	3,192	0	0
SOUTHWESTERN BAG CO.	1,080	1,080	0	0
SOUTHWESTERN BELL	315,743	315,743	0	0
SOUTHWESTERN INDIAN POLYTECHNIC INSTITUTE	81,000	81,000	0	81,000
SOUTHWESTERN RACK CO.	7,095	7,095	0	0
SOUTHWESTERN SCIENTIFIC GLASS CO.	2,539	2,539	0	2,539
SP INDUSTRIES LP	7,702	4,288	3,414	0
SPACE ELECTRONICS, INC.	36,838	36,838	0	0
SPACE GLASS	3,974	3,974	0	0
SPACE OPTICS RESEARCH LABS	29,000	29,000	0	0
SPACE RADIATION ASSOCIATES	7,750	7,750	0	0
SPACE SAVER STORAGE SYSTEMS	13,163	0	13,163	0
SPACECRAFT COMPONENTS CORP.	35,114	33,990	1,124	0
SPACESAVER CORP.	25,549	25,549	0	25,549
SPARK MANAGEMENT	13,155	13,155	0	13,155
SPARTON TECHNOLOGY, INC.	74,406	74,406	0	74,406
SPATIAL TECHNOLOGY, INC.	86,145	39,145	47,000	0
SPEAR CONTRACT SERVICES	44,000	44,000	0	0
SPEARS, TOM	1,600	1,600	0	1,600
SPECIAL DEVICES, INC.	1,500	1,500	0	0
SPECIAL T FASTENERS	2,670	1,632	1,038	0
SPECIALIZED PRODUCTS CO.	3,919	2,672	1,247	0
SPECIALIZED SYSTEMS CONSULTANTS, INC.	1,550	1,550	0	0
SPECIALTY BUILDING PRODUCTS	1,373	1,373	0	0
SPECIALTY CABLE CORP.	50,876	50,876	0	0
SPECIALTY COATING SYSTEMS, INC.	10,567	5,110	5,457	0
SPECIALTY COMMUNICATIONS	36,422	36,422	0	36,422
SPECIALTY ENGINEERING ASSOCIATES	8,800	8,800	0	0
SPECIALTY MINERALS, INC.	2,394	2,394	0	0
SPECIALTY TAPES	1,351	1,351	0	0
SPECIALTY & BALL VALVE ENGINEERING, INC.	82,800	0	82,800	0
SPECIFIC SYSTEMS	6,101	6,101	0	0
SPECTOR, LEONARD	11,000	11,000	0	0
SPECTRA GASES, INC.	20,691	18,948	1,743	0
SPECTRA RESEARCH INSTITUTE	3,498,835	3,498,835	0	3,498,835
SPECTRA SYSTEMS, INC.	3,695	3,695	0	0
SPECTRACOMP COMMUNICATIONS CORP.	230,987	230,987	0	0
SPECTRAL DYNAMICS, INC.	12,258	12,258	0	0
SPECTRAL ENERGY CORP.	1,596	1,596	0	0
SPECTRAL INSTRUMENTS, INC.	24,200	0	24,200	0
SPECTRAL PRECISION, INC.	8,700	8,700	0	0
SPECTRAL SCIENCES, INC.	8,400	8,400	0	0
SPECTRA-MAT, INC.	5,360	5,360	0	0
SPECTRAN SPECIALTY OPTICS CO.	3,776	3,776	0	0
SPECTRA-PHYSICS LASERS, INC.	249,173	185,333	63,841	0
SPECTRA-TECH, INC.	5,488	4,709	779	0
SPECTRIS TECHNOLOGIES, INC.	9,712	9,077	635	0
SPECTRO GROUP, INC., THE	1,180	1,180	0	1,180
SPECTROCELL, INC.	9,300	9,300	0	0
SPECTRON	1,632	0	1,632	0
SPECTRON SYSTEMS TECHNOLOGY	3,180	3,180	0	0

Supplier Name	Total \$	SNL/NM \$	SNL/CA \$	NM \$
SPECTRUM	2,000	2,000	0	0
SPECTRUM CONTROL, INC.	29,412	29,412	0	0
SPECTRUM DIAGNOSTIX	106,678	0	106,678	0
SPECTRUM INTERNATIONAL	15,538	15,538	0	0
SPECTRUM SCIENCES	1,220	0	1,220	0
SPECTRUM SEMICONDUCTOR MATERIALS, INC.	2,518	1,400	1,118	0
SPECTRUM SOFTWARE	9,590	9,590	0	0
SPECTRUM TECHNOLOGIES	1,176	0	1,176	0
SPECTRUM TRADING	68,755	35,241	33,514	0
SPEED FAM	2,400	2,400	0	0
SPEED VISION ASSOCIATES	21,736	21,736	0	0
SPEEDRING, INC.	9,854	9,854	0	0
SPEEDY CIRCUITS	15,363	15,363	0	0
SPENCER MANAGEMENT ASSOCIATES	50,000	50,000	0	0
SPENCER, CHARLES E.	5,200	5,200	0	5,200
SPEX CERTIPREP, INC.	26,334	4,072	22,262	0
SPH CRANE & HOIST, INC.	13,700	13,700	0	0
SPI PLATAN ELIN	85,000	85,000	0	0
SPICER AMERICA CORP.	1,395	1,395	0	0
SPIE/INTL SOCIETY FOR OPTICAL ENGINEERING	6,129	6,129	0	0
SPILLER & ASSOCIATES	1,299	1,299	0	0
SPINDLER & HOYER, INC.	23,787	2,049	21,738	0
SPIRA MANUFACTURING CORP.	5,920	5,920	0	0
SPIRAL SOFTWARE	2,292	1,395	897	0
SPIRE TECHNOLOGIES, INC.	1,706	1,706	0	0
SPIRICON, INC.	16,895	5,500	11,395	0
SPIRIT ELECTRONICS, INC.	5,680	5,680	0	0
SPM MICRO POWER	1,234	1,234	0	0
SPORTY'S PILOT SHOP	1,790	1,790	0	0
SPRUNG INSTANT STRUCTURES, INC.	500,000	500,000	0	0
SPSS, INC.	4,400	4,400	0	0
SPYGLASS, INC.	1,596	1,596	0	0
SQA, INC.	12,000	12,000	0	0
SR TECHNOLOGIES	1,250	1,250	0	0
SRA TECHNOLOGY TRAINING	40,733	40,733	0	0
SRI INSTRUMENTS, INC.	1,640	1,640	0	0
SRI INTERNATIONAL	10,000	0	10,000	0
S-S TECHNOLOGIES	10,000	10,000	0	0
STAHL, R.	1,536	1,536	0	0
STAIB INSTRUMENTS	32,900	32,900	0	0
STAMPS, DOUGLAS	15,000	15,000	0	0
STANDARD LOGIC PRODUCTS, LTD., LLC	9,612	9,612	0	0
STANDARD MACHINE COMPANY	129,915	129,915	0	129,915
STANDARD METER LAB, INC.	2,377	0	2,377	0
STANDARD PARTS & EQUIPMENT CORP.	6,135	6,135	0	0
STANDARD WIRE & CABLE CO.	22,681	0	22,681	0
STANFORD COMPUTER OPTICS, INC.	8,876	0	8,876	0
STANFORD RESEARCH SYSTEMS, INC. (SRS)	195,271	139,495	55,776	0
STANFORD TELECOMMUNICATIONS, INC.	1,914,495	1,914,495	0	0
STANFORD TELECOM, INC.	2,250	2,250	0	0
STANFORD VIDEO MEDIA GROUP	1,248	0	1,248	0
STANFORD, LELAND, JR. UNIVERSITY	428,819	147,606	281,213	0
STANGENES INDUSTRIES, INC.	41,510	41,510	0	0
STANLEY STORAGE SYSTEMS	12,071	845	11,226	0
STAR QUEST SOFTWARE, INC.	2,630	2,630	0	0
STARCO	5,653	5,653	0	5,653
STARNA CELLS, INC.	1,003	585	418	0
STARR, DR. GREGORY P.	10,000	10,000	0	10,000
STARSHIP T-SHIRTS, INC.	2,124	2,124	0	2,124

Supplier Name	Total \$	SNL/NM \$	SNL/CA \$	NM \$
START INTERNATIONAL, INC.	4,500	4,500	0	0
STASIO, TERESA A.	8,000	0	8,000	0
STATE OF THE ART, INC.	29,210	29,210	0	0
STATE SCIENTIFIC CENTRE	260,000	260,000	0	0
STATEK CORP.	11,195	11,195	0	0
STATSOFT, INC.	3,080	3,080	0	0
STATWARE, INC.	4,200	4,200	0	0
STAVELEY INSTRUMENTS, INC.	5,555	5,555	0	0
STAVELEY SENSORS, INC.	7,198	4,678	2,520	0
STAYWELL HEALTH MANAGEMENT SYSTEMS, INC.	3,375	3,375	0	0
STB SYSTEMS	1,132	1,132	0	0
STEELE, J. C. & SONS	6,000	6,000	0	0
STEERE TANK LINES, INC.	6,000	6,000	0	6,000
STELLAR INDUSTRIES	2,070	2,070	0	0
STELLAR SECURITY PRODUCTS, INC.	93,098	93,098	0	0
STELLAR TECH	3,189	0	3,189	0
STELLITE COATINGS	7,423	7,423	0	0
STELTS, PHIL	19,000	0	19,000	0
STEP TOOLS, INC.	3,615	3,615	0	0
STEREO GRAPHICS CORP.	1,435	1,350	85	0
STERLING ELECTRONICS CORP.	17,581	17,581	0	16,434
STERLING, INC.	3,535	3,535	0	0
STEVENS ENGINEERING	10,545	0	10,545	0
STEVENS, GEORGE	2,000	2,000	0	0
STEVENS, WILLIAM L.	12,020	12,020	0	12,020
STEVEN, K. L. CO., INC.	57,416	57,416	0	57,416
STILES CUSTOM METAL, INC.	1,320	0	1,320	0
STILLMAN, DAN B.	20,000	20,000	0	20,000
STL, INC.	3,540	0	3,540	0
STN-COLUMBUS	60,000	60,000	0	0
STOCKTON TELECOMMUNICATIONS, INC.	2,678	2,678	0	2,678
STOKES VACUUM, INC.	64,143	64,143	0	0
STOLLER, S. M. CORP.	4,335,000	4,335,000	0	4,335,000
STOLL, KAREN	3,000	3,000	0	3,000
STONE & WEBSTER ENGINEERING CORP.	24,216	24,216	0	0
STONEBRIDGE TECHNOLOGIES, INC.	3,350	3,350	0	0
STONER ASSOCIATES, INC.	10,290	10,290	0	0
STORAGE TECHNOLOGY CORP.	225,675	225,675	0	10,000
STORM	6,465	6,465	0	6,465
STORM PRODUCTS CO.	7,680	7,680	0	0
STORM, JANICE	1,600	1,600	0	1,600
STR REAL TIME SOLUTIONS, INC.	1,200	1,200	0	0
STRATEGIC BUSINESS PROCESSES, INC.	50,000	0	50,000	0
STRATEGIC MACHINE TOOL, INC.	6,618	3,528	3,090	0
STRATEGIC TECHNOLOGIES	5,000	5,000	0	5,000
STRAWBERRY TREE COMPUTER	7,932	6,327	1,605	350
STREAM INTERNATIONAL	9,495	0	9,495	0
STREM CHEMICALS, INC.	4,373	4,338	35	0
STRESS PHOTONICS, INC.	157,150	157,150	0	0
STROHL SYSTEMS	2,700	2,700	0	0
STROTHMAN/ASSOCIATES, INC.	61,220	61,220	0	0
STRUCTURAL BEHAVIOR ENGINEERING LABORATORIES, INC. (SBEL)	1,000	1,000	0	0
STRUCTURAL DYNAMICS RESEARCH CORP.	185,356	185,356	0	0
STRUCTURAL RESEARCH & ANALYSIS CORP.	35,182	35,182	0	0
STRUCTURE PROBE, INC.	7,692	7,692	0	0
STRUERS, INC.	3,335	2,700	635	0
STRYKER, STEVEN C. ASSOCIATES	20,000	20,000	0	0
STUBBLEFIELD SCREEN PRINT CO.	1,093	1,093	0	1,093

Supplier Name	Total \$	SNL/NM \$	SNL/CA \$	NM \$
STUDEMAN, ADM. WILLIAM O.	17,000	17,000	0	0
STUDIO BLUE REPROGRAPHICS, INC.	8,662	0	8,662	0
STYLUS INNOVATION	3,509	3,509	0	0
ST. BERNARD SOFTWARE	2,350	0	2,350	0
ST. KELTEC CORP.	1,300	1,300	0	0
SUBIA CORP.	369,217	369,217	0	369,217
SUB-SEM, INC.	1,042	0	1,042	0
SUBURBAN RECREATIONAL VEHICLES, INC.	3,412	3,412	0	3,412
SULLIVAN, JEREMIAH D.	4,000	4,000	0	0
SULZER METCO, INC.	5,814	5,814	0	0
SUMITOMO ELECTRIC USA, INC.	4,224	4,224	0	0
SUMMIT CONSTRUCTION	16,200	16,200	0	16,200
SUMMIT DESIGN, INC.	19,800	19,800	0	0
SUMMIT ELECTRIC SUPPLY, INC.	1,421,782	1,421,782	0	1,421,782
SUMMIT MEDICAL	7,341	7,341	0	7,341
SUMMIT TRAINING SOURCE, INC.	2,383	2,383	0	0
SUMMUS, LTD.	16,785	16,785	0	0
SUMPTER, KENNETH C.	60,000	60,000	0	0
SUN EXPRESS, INC.	6,633	904	5,729	0
SUN MICROSYSTEMS, INC.	937,216	536,398	400,818	533,312
SUN SALES CO.	71,652	71,652	0	71,652
SUN VALLEY ELECTRIC SUPPLY CO.	1,751	1,751	0	0
SUNBELT GEOPHYSICS	3,185	3,185	0	3,185
SUNBELT OPTICAL CO.	43,156	43,156	0	43,156
SUNBELT SOFTWARE	2,351	2,351	0	0
SUNCOAST SERVICES, INC.	1,893	1,893	0	0
SUNCOAST TECHNOLOGIES, INC.	2,298	2,298	0	0
SUNEXPRESS, INC.	46,468	11,747	34,722	0
SUNFLOWER WELDING	15,709	15,709	0	15,709
SUNLAND INTERNATIONAL	33,834	33,834	0	33,834
SUNLAND SANITARY SUPPLY, INC.	647,262	647,262	0	647,262
SUNLAND SUPPLY CO., INC.	4,712	4,712	0	0
SUNNEX, INC.	2,283	1,371	912	0
SUNNYVALE DEPT. OF PUBLIC SAFETY	3,750	0	3,750	0
SUNRISE IMAGING, INC.	10,000	0	10,000	0
SUNSERVICE, INC.	32,419	12,919	19,500	0
SUNSET ALUMINUM PRODUCTS CO.	6,890	0	6,890	0
SUNWEST BANK OF ALBUQUERQUE	100,000	100,000	0	100,000
SUNWEST BUSINESS FORMS, INC.	1,424	1,424	0	1,424
SUNWEST CAD	59,794	59,794	0	59,794
SUNWEST COMPUTING SERVICES, INC. (SCSI)	463,300	463,300	0	463,300
SUPELCO, INC.	12,462	8,071	4,391	0
SUPER CIRCUITS	3,004	3,004	0	0
SUPER OPTRONICS CORP.	34,809	31,923	2,886	0
SUPER PLUMBING SUPPLY	14,244	0	14,244	0
SUPERIOR BUSINESS PRODUCTS, INC.	179,231	179,231	0	179,231
SUPERIOR DESIGN, INC.	65,000	0	65,000	0
SUPERIOR INTERLOCK CORP.	1,229	1,229	0	0
SUPERIOR MACHINE	15,275	15,275	0	15,275
SUPERIOR MACHINE & SERVICE CO.	6,742	0	6,742	0
SUPERIOR MARKETING	17,000	17,000	0	0
SUPERIOR TUBE CO.	15,987	15,987	0	0
SUPERSCAPE	9,674	9,674	0	0
SURFACE INTERFACE, INC.	17,512	994	16,518	0
SURFACE OPTICS CORP.	13,614	13,614	0	0
SURMET CORP.	4,050	450	3,600	0
SURVEYORS SERVICE CO.	16,953	16,953	0	16,953
SUSS, KARL AMERICA, INC.	384,943	384,943	0	0
SUTTER INSTRUMENT CO.	15,500	15,500	0	0

Supplier Name	Total \$	SNL/NM \$	SNL/CA \$	NM \$
SV MICROWAVE	38,463	38,463	0	0
SVERDLOVSK BRANCH OF THE RESEARCH & DEVELOPMENT INSTITUTE OF POWER ENGINEERING	27,650	27,650	0	0
SVTR	1,750	1,750	0	0
SWALES & ASSOCIATES	74,895	74,895	0	0
SWANSON, ROBERT L. MAI/SRA	3,175	3,175	0	3,175
SWAN, THOMAS & CO., LTD.	37,850	37,850	0	0
SWEATT CONSTRUCTION CO.	1,447	1,447	0	1,447
SWEETWATER SOUND	9,790	9,790	0	0
SWIFT, C. W. & ASSOCIATES	1,896	1,896	0	0
SWISS JEWEL CO.	2,040	0	2,040	0
SWOPE, SUSAN	1,600	1,600	0	1,600
SWT DISTRIBUTORS, INC.	2,000	2,000	0	2,000
SYBASE, INC.	243,101	243,101	0	0
SYCARD TECHNOLOGY	1,113	1,113	0	0
SYCON INSTRUMENTS, INC.	5,210	0	5,210	0
SYDOR, STEFAN OPTICS, INC.	9,400	9,400	0	0
SYLVEST MANAGEMENT SYSTEMS	68,915	0	68,915	0
SYMANTEC CORP.	1,000	930	70	0
SYMBOLIC SOUND	16,420	16,420	0	0
SYMETRICS, INC.	1,278	1,278	0	0
SYMINEX	22,612	22,612	0	0
SYNDESIS	1,495	1,495	0	0
SYNERGISTIC TECHNOLOGIES, INC.	157,795	157,795	0	0
SYNERGY SOFTWARE	1,710	1,085	625	0
SYNOPSIS LOGIC MODELING	110,773	110,773	0	0
SYNRAD, INC.	1,000	1,000	0	0
SYNTAX SYSTEMS, INC.	22,543	22,543	0	0
SYN-TECH SYSTEMS, INC.	8,550	8,550	0	0
SYNTHMEDIA, LTD.	1,875	1,875	0	1,875
SYRACUSE UNIVERSITY	53,037	53,037	0	0
SYSCOM SERVICES, INC.	2,372	0	2,372	0
SYSTEM ENGINEERING INTERNATIONAL	51,810	51,810	0	0
SYSTEM V	2,011	2,011	0	0
SYSTEMS CONTROL SPECIALIST, INC.	29,250	29,250	0	0
SYSTEMS ENGINEERING & MANAGEMENT CO. (SEMCO)	45,090	0	45,090	0
SYSTEMS INTEGRATION PLUS, INC.	263,898	263,898	0	0
SYSTEMS MODELING CORP.	14,845	14,845	0	0
SYSTRAN CORP.	27,205	27,205	0	0
SYSTRON-DONNER	6,210	6,210	0	0
T&M RESEARCH PRODUCTS	15,404	15,404	0	15,404
T&R ENTERPRISES	3,000	3,000	0	3,000
TA INSTRUMENTS, INC.	159,309	159,309	0	0
TAB BUSINESS SYSTEMS, INC.	12,161	12,161	0	12,161
TAB MANUFACTURING, INC.	143,295	143,295	0	143,295
TAB PRODUCTS CO.	6,597	5,000	1,597	0
TACO	5,824	5,824	0	0
TACTICAL TECHNOLOGIES	15,075	15,075	0	0
TAD RESOURCES INTERNATIONAL, INC.	714,584	213,194	501,390	213,194
TAD TECHNICAL SERVICES CORP.	542,216	0	542,216	0
TADPOLE TECHNOLOGIES	9,223	6,052	3,171	0
TAGLIAFERRI, EDWARD	50,000	50,000	0	0
TALARIAN CORP.	119,454	119,454	0	0
TALNACK, G. M. ASSOCIATES	5,000	0	5,000	0
TALON, INC.	1,360	1,360	0	0
TAM INTERNATIONAL	4,617	4,617	0	0
TANNER RESEARCH, INC.	58,821	44,645	14,176	0

Supplier Name	Total \$	SNL/NM \$	SNL/CA \$	NM \$
TARGET MATERIALS	6,467	6,467	0	0
TARGETRONIX CORP.	20,591	20,280	311	0
TASCO ELECTRONICS	3,388	3,388	0	0
TATE INTERIOR PRODUCTS	17,219	17,219	0	0
TATE, FRANKIE	10,000	0	10,000	0
TATUM CO.	2,000	2,000	0	2,000
TAUBER ELECTRONICS, INC.	1,647	1,647	0	0
TAVCO, INC.	6,192	6,192	0	0
TAVIS CORP.	2,214	2,214	0	0
TAYCAR ENTERPRISES, INC.	54,732	54,732	0	54,732
TBG MICROGRAPHIC SERVICES	4,263	0	4,263	0
TBW INDUSTRIES, INC.	6,851	6,851	0	0
TC COMPUTERS	2,303	2,303	0	0
TCI ALUMINUM	33,285	0	33,285	0
TCT	2,500	0	2,500	0
T-CUBED	5,700	5,700	0	0
TEAC CORP. OF AMERICA	165,100	165,100	0	164,600
TEAM CO., INC.	7,418	7,418	0	0
TEAM SPECIALTY PRODUCTS CORP.	437,835	437,835	0	437,835
TEANEY, PAUL E.	5,000	5,000	0	0
TECH CIRCUITS, INC.	15,960	15,960	0	0
TECH REPS, INC.	9,403,094	9,403,094	0	9,403,094
TECH RITE	17,147	0	17,147	0
TECHEDITS	125,000	125,000	0	125,000
TECH-ETCH, INC.	2,526	2,526	0	0
TECHLINK	21,500	0	21,500	0
TECHNADYNE ENGINEERING CONSULTANTS, INC.	4,337,613	4,337,613	0	4,337,613
TECHNICA USA	1,859	0	1,859	0
TECHNICAL CABLE CONCEPTS	1,095	1,095	0	0
TECHNICAL ENTERPRISES & ASSOCIATES, INC.	100,564	100,564	0	100,564
TECHNICAL GLASS PRODUCTS	9,627	9,627	0	0
TECHNICAL INSIGHTS, INC.	2,310	610	1,700	0
TECHNICAL INSTRUMENT CO.	2,014	0	2,014	0
TECHNICAL MANUFACTURING CORP.	27,110	27,110	0	0
TECHNICAL MARKETING MANUFACTURING, INC.	9,816	9,816	0	4,306
TECHNICAL PUBLISHING SERVICES, INC.	2,188	2,188	0	0
TECHNICAL RESEARCH & MANUFACTURING, INC.	1,790	1,790	0	0
TECHNICAL SAFETY SERVICES, INC.	3,570	0	3,570	0
TECHNICAL SERVICES ASSOCIATES (TSA)	1,450	1,450	0	0
TECHNICAL SUPPORT CORP.	262,500	262,500	0	262,500
TECHNICAL WIRE PRODUCTS, INC.	2,044	2,044	0	0
TECHNIC, INC.	1,628	981	647	0
TECHNIPOWER, INC.	1,013	1,013	0	0
TECHNIPURE, INC.	208,230	177,675	30,555	208,230
TECHNIT	4,877	4,877	0	0
TECHNI-TOOL, INC.	43,595	39,967	3,628	0
TECHNO ISEL	7,846	7,846	0	0
TECHNOLOGY BUILDERS, INC.	169,295	169,295	0	0
TECHNOLOGY GROUP, THE	36,500	36,500	0	0
TECHNOLOGY INTERCHANGE GROUP, INC.	1,756	1,756	0	0
TECHNOLOGY MANAGEMENT CO.	99,000	99,000	0	99,000
TECHNOLOGY MODELING ASSOCIATES	4,500	4,500	0	0
TECHSOURCE CONSULTING, INC.	2,982,522	2,982,522	0	2,982,522
TECHWARE SYSTEMS CORP.	12,350	12,350	0	0
TECKNIT, INC.	1,896	1,896	0	0
TECNARA TOOLING SYSTEMS, INC.	2,090	0	2,090	0
TECOLOTE RESEARCH	66,182	66,182	0	0
TECOM INDUSTRIES, INC.	1,830	0	1,830	0
TECO, INC.	2,380	0	2,380	0

Supplier Name	Total \$	SNL/NM \$	SNL/CA \$	NM \$
TEGAL SCIENTIFIC, INC.	1,738	376	1,362	0
TEI ENGINEERED PRODUCTS, INC.	15,000	15,000	0	0
TEKLAM	2,500	2,500	0	0
TEKMAR CO.	7,400	5,000	2,400	0
TEKNOR	5,358	5,358	0	0
TEKTRONIX, INC.	959,540	781,525	178,015	137,969
TEK-VAC INDUSTRIES, INC.	25,808	25,808	0	0
TELATEMP CO.	1,608	1,608	0	0
TEL-A-TRAIN, INC.	5,616	4,428	1,188	0
TELCO ELECTRIC, INC.	12,833	12,833	0	12,833
TELECAST PRODUCTION GROUP	25,000	25,000	0	0
TELECOM SOLUTIONS, INC.	675,176	675,176	0	0
TELEDYNE ELECTRONIC TECHNOLOGIES	125,085	125,085	0	0
TELEDYNE RYAN AERONAUTICAL	28,862	28,862	0	0
TELEDYNE, INC.	11,543	11,543	0	0
TELEMARK	28,725	28,725	0	0
TELENEX CORP.	18,980	18,980	0	0
TELESENSORY SYSTEMS, INC.	1,215	1,215	0	0
TELETRIX CORP.	3,400	0	3,400	0
TELEWAVE, INC.	3,907	3,907	0	0
TELIC CORP.	1,050	1,050	0	0
TELOGY	9,950	9,950	0	0
TELTECH RESOURCE NETWORK CORP.	10,000	10,000	0	0
TEMCO, INC.	14,635	14,635	0	0
TEMPCO, INC.	3,825	3,825	0	0
TEMPLATE GRAPHICS SOFTWARE, INC.	8,812	8,812	0	0
TEMPO GLOVE MANUFACTURING, INC.	1,440	1,440	0	0
TEMPRESO, INC.	8,384	0	8,384	0
TENCO	40,206	0	40,206	0
TENCOR INSTRUMENTS	415,689	379,659	36,030	0
TENNEY ENGINEERING, INC.	5,000	5,000	0	0
TENNEY ENVIRONMENTAL	80,449	79,750	699	0
TERADYNE, INC.	50,000	50,000	0	0
TERN, INC.	1,285	1,285	0	0
TERPENING, W. L. CO.	1,397	1,397	0	1,397
TERRA UNIVERSAL	35,837	35,837	0	0
TERRA UNIVERSAL, INC.	155,222	58,225	96,997	0
TERRALOG TECHNOLOGIES USA, INC.	24,978	24,978	0	0
TESCO INTERNATIONAL	4,330	4,330	0	0
TESCOM CORP.	4,932	0	4,932	0
TESSCO TECHNOLOGIES, INC.	11,973	11,973	0	0
TEST & MEASUREMENT SYSTEM, INC.	2,060	2,060	0	0
TESTECH, INC.	1,605	1,605	0	0
TESTEQUITY, INC.	14,224	1,575	12,649	0
TETRA CORP.	127,944	127,944	0	127,944
TEWA TEE'S	2,715	2,715	0	2,715
TEXAS ALMET, INC.	9,314	9,314	0	0
TEXAS A&M RESEARCH FOUNDATION	70,000	70,000	0	0
TEXAS A&M UNIVERSITY SYSTEM	125,103	44,267	80,836	0
TEXAS COMPONENTS CORP.	1,765	1,765	0	0
TEXAS INSTRUMENTS, INC.	369,610	368,252	1,358	0
TEXAS MICROSYSTEMS, INC.	1,760	1,760	0	0
TEXAS TECH UNIVERSITY	45,815	45,815	0	0
TEXSEM LABORATORIES, INC.	10,800	10,800	0	0
TEXTILE SUPPLY CO.	2,926	2,926	0	0
TEXTRON DEFENSE SYSTEMS	16,000	16,000	0	0
TEXTRON, INC.	1,020	1,020	0	0
TFA COMPUTERS, INC.	10,257	10,257	0	10,257
TGV, INC.	1,365	1,365	0	0

Supplier Name	Total \$	SNL/NM \$	SNL/CA \$	NM \$
THAR DESIGNS, INC.	2,495	2,495	0	0
THERMA CAL	3,575	3,575	0	0
THERMACORE, INC.	48,140	25,820	22,320	0
THERMAL CARE WEST	1,367	0	1,367	0
THERMAL DYNAMICS	5,559	0	5,559	0
THERMAL EQUIPMENT CORP.	6,588	6,588	0	0
THERMAL TECHNOLOGY, INC.	69,860	50	69,810	0
THERMA-WAVE, INC.	9,999	9,999	0	0
THERMCRAFT, INC.	1,775	1,775	0	0
THERMIONICS LABORATORY, INC.	122,103	105,583	16,520	0
THERMIONICS NORTHWEST, INC.	55,818	38,899	16,919	0
THERMO ANALYTICAL, INC.	6,025	0	6,025	0
THERMO ELECTRIC CO., INC.	2,839	2,839	0	0
THERMO ENVIRONMENTAL INSTRUMENTS, INC.	15,451	4,281	11,170	0
THERMO INSTRUMENT SYSTEM	1,148	0	1,148	0
THERMO NUCLEAN	34,983	34,983	0	0
THERMO NUTECH	559,000	559,000	0	559,000
THERMO PHYSICAL PROPERTIES RESEARCH LAB	7,000	7,000	0	0
THERMO VOLTEK CORP.	17,175	17,175	0	0
THERMOMETRICS, INC.	1,638	1,638	0	0
THERMOTRON INDUSTRIES, INC.	132,964	132,964	0	0
THERMX	3,567	0	3,567	0
THERM-X OF CALIFORNIA	10,299	0	10,299	0
THERN, INC.	2,211	0	2,211	0
THETA PLATE, INC.	10,522	10,522	0	10,522
THIN FILM LAB	15,017	15,017	0	0
THIN FILM TECHNOLOGY	3,725	3,725	0	0
THIN FILMS SYSTEMS TECHNOLOGIES (TFS)	22,615	22,615	0	22,615
THIOKOL CORP.	317,531	315,781	1,750	0
30 SECOND STREET, LTD.	5,000	5,000	0	5,000
THISCO	1,468	1,468	0	0
THM, INC.	2,330	2,330	0	0
THOMAS ELECTRIC	1,106	1,106	0	1,106
THOMAS REGISTER OF AMERICAN MANUFACTURERS	2,079	2,079	0	0
THOMAS SCIENTIFIC	9,874	1,427	8,447	0
THOMAS, HERBERT P.	7,500	7,500	0	0
THOMPSON MACHINE	26,715	26,715	0	26,715
THOMPSON, DALLAS	1,125	0	1,125	0
THOMPSON, ROBERT	10,000	10,000	0	10,000
THOMSON SOFTWARE PRODUCTS	5,550	5,550	0	0
THOMSON, GEORGE S. CO. OF NEW MEXICO, INC.	54,892	54,892	0	54,892
THOR COMPUTERS, LTD.	141,694	141,694	0	141,694
THOR ENTERPRISES	1,050	1,050	0	0
THORLABS, INC.	88,679	65,585	23,094	0
THORN EMI ELECTRON TUBES, INC.	3,816	3,816	0	0
3D INSTRUMENTS	1,304	0	1,304	0
3D SYSTEMS, INC.	151,825	144,245	7,580	0
THREE D TECHNOLOGIES	3,234	3,234	0	3,234
3SI, INC.	14,173	14,173	0	0
THROOP PROPANE CO.	1,200	0	1,200	0
THT SALES CO.	46,726	45,114	1,612	45,114
THURSBY SOFTWARE SYSTEMS, INC.	1,946	1,150	797	0
TICHENOR, SUZANNE P.	12,000	12,000	0	0
TIE SYSTEMS, INC. NEW MEXICO	6,025	6,025	0	6,025
TIERNAY METALS	1,265	1,265	0	0
TIFFEN MANUFACTURING CORP.	4,680	4,680	0	0
TIGER DIRECT	24,677	16,827	7,850	0
TILLS, JACK & ASSOCIATES, INC.	90,500	90,500	0	90,500

Supplier Name	Total \$	SNL/NM \$	SNL/CA \$	NM \$
TIME MOTION TOOLS	3,447	954	2,493	0
TIMEMED LABELING SYSTEMS, INC.	7,990	7,990	0	0
TIMES MICROWAVE SYSTEMS, INC.	11,629	11,629	0	0
TINIUS-OLSEN TESTING MACHINE CO.	4,000	4,000	0	0
TINKER ENTERPRISES, INC.	2,275	2,275	0	0
TITAN CORP., THE	88,800	88,800	0	88,800
TIW FABRICATION & MACHINING, INC.	148,776	148,776	0	148,776
TJ SALES	3,375	625	2,750	0
TJS	1,995	1,995	0	0
TMA, INC.	17,432	17,432	0	17,432
TMI	22,018	22,018	0	22,018
TMN SERVICES	4,000	4,000	0	4,000
TNM&O COACHES	1,622	1,622	0	1,622
TOLTEC SCREEN PRINT	9,796	9,796	0	9,796
TOMASZAK & WADE	20,047	0	20,047	0
TONOPAH SAND & GRAVEL	1,015	1,015	0	0
TOOL TECH	2,295	0	2,295	0
TOPAC, INC.	1,050	0	1,050	0
TOPCHIEV INSTITUTE OF PETROCHEMICAL SYNTHESIS	75,000	75,000	0	0
TOPCON TECHNOLOGIES, INC.	5,721	5,721	0	0
TORCO & ASSOCIATES	65,000	65,000	0	65,000
TORRES, CAROLYN	1,600	1,600	0	1,600
TOSHIBA AMERICA INFORMATION SYSTEMS, INC.	63,563	49,643	13,920	6,742
TOSOH SMD, INC.	12,315	12,315	0	0
TOTAL CORPORATE SERVICES	9,565	0	9,565	0
TOTAL IMAGING SYSTEMS	1,169	1,169	0	0
TOTAL INFO., INC.	1,631	1,631	0	0
TOTAL RESOLUTION	2,750	0	2,750	0
TO-VEL INDUSTRIES	203,454	203,454	0	0
TOWER SYSTEMS, INC.	3,890	3,890	0	0
TOWNE TECHNOLOGIES, INC.	15,325	15,325	0	0
T-P PUMP & PIPE CO.	55,231	55,231	0	55,231
TPR ENTERPRISES, LTD.	10,270	10,270	0	0
TRACER CONTROL CO.	1,395	0	1,395	0
TRACEWELL, INC.	2,995	2,995	0	0
TRA-CON, INC.	1,455	1,455	0	0
TRACOR AEROSPACE, INC.	69,729	69,729	0	0
TRAINING RESOURCES INTERNATIONAL	2,675	2,675	0	0
TRAK ENGINEERING	1,418	1,418	0	0
TRANE CO., THE	1,527	684	843	0
TRANS 360, INC.	5,300	0	5,300	0
TRANS EXPRESS COURIER SERVICE	2,000	2,000	0	0
TRANS UNION	3,000	3,000	0	3,000
TRANSARC CORP.	90,346	82,936	7,410	0
TRANSCENDER CORP.	3,969	3,969	0	0
TRANSCONTINENTAL SALES CO.	2,850	2,850	0	0
TRANSDUCER TECHNIQUES	2,500	2,500	0	0
TRANSERA/HTB INTERNATIONAL	10,965	10,965	0	0
TRANSETTLEMENTS, INC.	8,200	8,200	0	0
TRANSICOIL, INC.	1,560	0	1,560	0
TRANSISTOR DEVICES, INC.	27,550	9,000	18,550	0
TRANSITION TECHNOLOGY INTERNATIONAL	10,000	10,000	0	0
TRANSITIONAL TECHNOLOGY, INC.	84,006	84,006	0	0
TRANSOLUTIONS LLC	16,000	16,000	0	0
TRANS-TECH, INC.	6,000	6,000	0	0
TRANS-TEK, INC.	1,653	1,653	0	0
TRAUTWEIN SOIL TESTING EQUIPMENT CO.	4,420	4,420	0	0
TRAVERSE ANALYTICAL	6,890	6,890	0	0

Supplier Name	Total \$	SNL/NM \$	SNL/CA \$	NM \$
TRAVIS, DR. ELIZABETH L.	15,000	15,000	0	0
TREASURE CHEST	3,302	3,302	0	0
TREK, INC.	27,380	4,295	23,085	0
TREXLER RUBBER CO.	3,219	3,219	0	0
TRI TECH MACHINE TOOL CO.	1,250	1,250	0	1,250
TRI TOOL, INC.	1,852	1,852	0	0
TRIAD MACHINE TOOL CO	67,250	67,250	0	0
TRIADD SOFTWARE CORP.	14,963	14,963	0	0
TRI-C TEMP-TECH	41,214	41,214	0	41,214
TRICON GROUP, LTD.	1,440	1,440	0	1,440
TRI-GAS, INC.	2,076,974	2,076,974	0	2,076,974
TRIG-TEK, INC.	2,145	2,145	0	0
TRILITHIC, INC.	6,545	6,545	0	0
TRIOLOGIC, INC.	1,650	1,650	0	0
TRIOLOGY SYSTEMS CORP.	7,695	7,695	0	0
TRIMBLE NAVIGATION, LTD.	18,241	17,246	995	0
TRINITI	11,500	11,500	0	0
TRIPP COMMUNICATIONS SALES	17,901	8,316	9,585	0
TRIQUINT SEMICONDUCTOR, INC.	8,016	8,016	0	0
TRI-STAR COMPUTER	162,266	162,266	0	0
TRI-STATE, INC.	1,857	1,857	0	0
TRITEAL	3,412	3,412	0	0
TRIUMPH TECHNOLOGY	1,519	1,519	0	1,519
TRI-VALLEY OVERHEAD DOOR	5,022	0	5,022	0
TRI-VALLEY TECHNOLOGY	12,145	3,547	8,598	0
TROMPETER ELECTRONICS, INC.	5,717	3,709	2,008	0
TROXELL COMMUNICATIONS, INC.	71,802	71,802	0	71,802
TRS RESEARCH	4,150	4,150	0	0
TRUCK DEALERS EQUIPMENT CO.	3,935	3,935	0	3,935
TRUCK PARTS & EQUIPMENT CO.	2,208	2,208	0	0
TRUDO, ROBERT	4,232	4,232	0	4,232
TRUE SOFTWARE, INC.	14,040	14,040	0	0
TRUETIME, INC.	22,659	22,659	0	0
TRUJILLO, A. T., INC.	6,555,290	6,548,673	6,617	6,555,290
TRUMPET SOFTWARE INTERNATIONAL PTY., LTD.	4,000	4,000	0	0
TRUSTED INFORMATION SYSTEMS	37,595	37,595	0	0
TRW, INC.	15,000	15,000	0	10,000
TSA	1,045	1,045	0	0
TSA SYSTEMS, LTD.	45,874	45,874	0	0
TSAO, SYLVIA S.	60,000	60,000	0	60,000
TSC	1,500	0	1,500	0
TSIOUNIS, IOANNIS	1,563	1,563	0	0
TSI, INC.	117,046	117,046	0	0
TSUI, PROF. DAN	15,000	15,000	0	0
T-TECH	26,675	26,675	0	0
TTE, INC.	3,629	3,629	0	0
TTI, INC.	23,096	22,950	146	0
TUBE SERVICE CO.	4,445	0	4,445	0
TUBESALES	6,496	0	6,496	0
TUCKER ELECTRONICS CO.	8,624	8,624	0	0
TUCSON OPTICAL RESEARCH CORP.	1,000	1,000	0	0
TULIP GRAPHICS & PUBLISHING	2,886	0	2,886	0
TURF & INDUSTRIAL EQUIPMENT CO.	74,672	0	74,672	0
TURTLE MOUNTAIN SUPPLY CO.	40,534	40,534	0	40,534
TV ONE MULTIMEDIA SOLUTIONS	1,289	1,289	0	0
TW GRAPHICS	1,170	1,170	0	0
24 HOUR, INC.	10,170	10,170	0	0
TWIN PEAKS SOFTWARE SOLUTIONS, INC.	20,000	20,000	0	20,000
TXBASE SYSTEMS, INC.	87,532	87,532	0	0

Supplier Name	Total \$	SNL/NM \$	SNL/CA \$	NM \$
TYCO ENGINEERED SYSTEMS	4,400	4,400	0	0
TYLAN GENERAL	37,884	28,585	9,299	0
TYLER CONSULTING GROUP	39,100	39,100	0	0
TYPE RESOURCES	1,995	0	1,995	0
TYREE, STEPHEN B.	1,000	1,000	0	0
U MIRACLE MICROSYSTEMS	21,833	0	21,833	0
UARCO, INC.	14,785	14,785	0	14,785
UB CORP.	1,436	0	1,436	0
U-C COMPONENTS, INC.	4,213	4,213	0	0
UDT SENSORS, INC.	14,030	13,648	382	0
UES, INC.	5,400	5,400	0	0
UIC-UKPEAGVIK INUPIAT CORP.	14,300	14,300	0	0
UKRANIAN OFFICE OF INTERNATIONAL PROJECTS	25,000	25,000	0	0
U-LEAD SYSTEMS	1,578	1,578	0	0
ULINE SHIPPING SUPPLY SPECIALISTS	8,507	8,507	0	0
ULINE, INC.	1,021	1,021	0	0
ULLRICH, DR. BOB	15,000	15,000	0	0
ULTIMATE ELECTRONICS	7,836	7,836	0	7,836
ULTRALIFE BATTERIES	1,564	1,564	0	0
ULTRAMET	7,006	0	7,006	0
ULTRA-SCAN CORP.	4,885	4,885	0	0
ULTRA-SPEC CABLE, INC.	1,139	1,139	0	0
UMAN, MARTIN A., PHD	7,000	7,000	0	0
UNCOVER CO., THE	1,400	0	1,400	0
UNHOLTZ-DICKIE CORP.	9,216	9,216	0	0
UNI MEASURE	1,591	1,591	0	0
UNICA SOLUTIONS, INC.	5,995	5,995	0	0
UNICIRCUIT, INC.	15,409	15,409	0	0
UNIDATA	1,650	1,650	0	0
UNIFILM TECHNOLOGY	35,560	35,560	0	0
UNI-FIT	1,366	1,366	0	0
UNIFORM CENTER	2,027	2,027	0	2,027
UNIFORMS & MORE	2,204	2,204	0	2,204
UNIGEN	3,624	0	3,624	0
UNILAB CORP.	20,000	0	20,000	0
UNION CARBIDE CORP.	31,350	31,350	0	0
UNION PROCESS	5,691	2,212	3,479	0
UNIPHASE CORP.	57,145	57,145	0	0
UNIPHASE TELECOMMUNICATIONS PRODUCTS (UTP)	4,000	4,000	0	0
UNIQUE MOBILITY, INC.	2,650	2,650	0	0
UNIQUE SERVICES CO.	80,923	80,923	0	80,923
UNIQUE TRUCK EQUIPMENT, INC.	1,748	1,748	0	0
UNIQUE WIRE WEAVING CO., INC.	1,266	1,266	0	0
UNISIL CORP.	2,154,031	2,154,031	0	0
UNISOURCE CORP., THE	28,698	202	28,496	202
UNI-STAR INDUSTRIES, INC.	2,100	0	2,100	0
UNISTRUT-NEW MEXICO	2,108	2,108	0	2,108
UNISTRUT-NORTHERN CALIFORNIA	12,105	0	12,105	0
UNISYS CORP.	473,000	473,000	0	0
UNISYS GOVERNMENT SYSTEMS, INC.	3,835	3,835	0	0
UNIT INSTRUMENTS, INC.	53,150	53,150	0	0
UNITED COMMUNICATIONS GROUP-PERISCOPE	6,300	6,300	0	0
UNITED ELECTRONICS INDUSTRIES	1,250	1,250	0	0
UNITED ENERGY SERVICES CORP.	591,900	591,900	0	591,900
UNITED FOAM PLASTICS	16,190	16,190	0	0
UNITED GREEN MARK, INC.	3,847	0	3,847	0
UNITED GREENMARK	4,018	0	4,018	0
UNITED MCGILL CORP.	3,540	0	3,540	0

Supplier Name	Total \$	SNL/NM \$	SNL/CA \$	NM \$
UNITED MINERAL CHEMICAL CORP.	8,255	8,255	0	0
UNITED REFRIGERATION	2,143	2,143	0	2,143
UNITED SOLAR SYSTEMS CORP.	10,000	10,000	0	0
UNITED STATES PATENT SERVICE	1,067	1,067	0	0
UNITED STEEL CORP.	11,337	11,337	0	0
UNITED TECHBOOK CO.	7,570	7,570	0	0
UNITED TECHNOLOGIES MICROELECTRONICS RESEARCH CENTER	923,840	923,840	0	0
UNITED TELECOM	3,140	3,140	0	0
UNITEK EQUIPMENT, INC.	126,621	126,138	483	0
UNITOG CO.	10,391	0	10,391	0
UNIVERSAL AIR PRODUCTS CORP.	55,803	0	55,803	0
UNIVERSAL BOILER WORKS	21,685	21,685	0	21,685
UNIVERSAL CONSTRUCTORS, INC.	418,100	418,100	0	418,100
UNIVERSAL ENVIRONMENTAL ENGINEERING, INC.	2,352	2,352	0	0
UNIVERSAL METAL SPINNING CO., INC.	16,331	16,331	0	16,331
UNIVERSAL POWER SYSTEMS	2,808	2,808	0	0
UNIVERSAL TECHNICAL SYSTEMS, INC.	4,944	4,944	0	0
UNIVERSAL TOOL SERVICE	11,314	0	11,314	0
UNIVERSITY CORP. FOR ATMOSPHERIC RESEARCH	2,000	2,000	0	0
UNIVERSITY EXTENSION	21,000	0	21,000	0
UNIVERSITY OF ARIZONA, THE	2,125,069	2,125,069	0	0
UNIVERSITY OF CALIFORNIA AT BERKELEY	284,290	220,290	64,000	0
UNIVERSITY OF CALIFORNIA AT DAVIS	112,216	54,456	57,760	0
UNIVERSITY OF CALIFORNIA AT SAN FRANCISCO	1,500	0	1,500	0
UNIVERSITY OF CALIFORNIA AT SANTA BARBARA	20,000	20,000	0	0
UNIVERSITY OF CALIFORNIA SAN DIEGO	7,500	7,500	0	0
UNIVERSITY OF CALIFORNIA, REGENTS OF THE	590,596	54,995	535,601	0
UNIVERSITY OF CENTRAL FLORIDA	344,675	344,675	0	0
UNIVERSITY OF COLORADO	265,930	265,930	0	0
UNIVERSITY OF DAYTON	196,351	196,351	0	0
UNIVERSITY OF DELAWARE	99,981	99,981	0	0
UNIVERSITY OF DETROIT MERCY	27,630	27,630	0	0
UNIVERSITY OF FLORIDA	216,745	216,745	0	0
UNIVERSITY OF GEORGIA	10,250	450	9,800	0
UNIVERSITY OF GEULPH	2,000	2,000	0	0
UNIVERSITY OF HOUSTON	92,500	92,500	0	0
UNIVERSITY OF ILLINOIS	541,795	332,833	208,962	0
UNIVERSITY OF KANSAS	9,767	9,767	0	0
UNIVERSITY OF KENTUCKY	1,000	1,000	0	0
UNIVERSITY OF LIVERPOOL	100,000	100,000	0	0
UNIVERSITY OF LOUISVILLE	3,750	3,750	0	0
UNIVERSITY OF MARYLAND	13,244	13,244	0	0
UNIVERSITY OF MICHIGAN, REGENTS OF THE	399,840	399,840	0	0
UNIVERSITY OF MINNESOTA	300,801	253,011	47,790	0
UNIVERSITY OF MISSOURI	115,577	115,577	0	0
UNIVERSITY OF NEBRASKA	10,000	0	10,000	0
UNIVERSITY OF NEVADA LAS VEGAS	137,541	87,541	50,000	0
UNIVERSITY OF NEVADA RENO	20,000	20,000	0	0
UNIVERSITY OF NEW MEXICO	6,004,004	6,004,004	0	6,004,004
UNIVERSITY OF NEW MEXICO TECHNOLOGY DEVELOPMENT CORP.	1,123,851	1,123,851	0	1,123,851
UNIVERSITY OF PENNSYLVANIA	60,925	60,925	0	0
UNIVERSITY OF PUERTO RICO AT MAYAGUEZ	158,937	158,937	0	0
UNIVERSITY OF SOUTH CAROLINA	78,459	78,459	0	0
UNIVERSITY OF SOUTHERN CALIFORNIA	10,600	10,600	0	0
UNIVERSITY OF TENNESSEE	188,835	188,835	0	0
UNIVERSITY OF TEXAS AT ARLINGTON	63,900	63,900	0	0

Supplier Name	Total \$	SNL/NM \$	SNL/CA \$	NM \$
UNIVERSITY OF TEXAS AT DALLAS	37,200	37,200	0	0
UNIVERSITY OF TEXAS AT EL PASO	145,092	145,092	0	0
UNIVERSITY OF TEXAS AUSTIN	23,700	23,700	0	0
UNIVERSITY OF UTAH	144,710	144,710	0	0
UNIVERSITY OF VIRGINIA	186,000	24,000	162,000	0
UNIVERSITY OF WASHINGTON	194,774	194,774	0	0
UNIVERSITY OF WISCONSIN	432,995	432,995	0	0
UNUM LIFE INSURANCE CO. OF AMERICA	22,500	22,500	0	0
UPCHURCH SCIENTIFIC	20,475	2,177	18,299	0
URETEK, INC.	7,475	7,475	0	0
URKOV, MICHAEL A.	5,000	5,000	0	5,000
US CONEC, LTD.	2,033	2,033	0	0
US DIGITAL CORP.	1,459	1,459	0	0
US ELECTRICAL CORP.	192,000	192,000	0	192,000
US FILTER CORP.	129,367	129,067	300	125,626
US LASER CORP.	160,796	160,796	0	0
US RENTAL	9,643	9,643	0	9,643
US RESISTOR, INC.	1,674	1,674	0	0
US SECURITY ASSOCIATES, INC.	6,539,988	0	6,539,988	0
US TERMINALS, INC.	4,230	4,230	0	0
US THIN FILM PRODUCTS, INC.	8,688	5,053	3,635	0
US WEST COMMUNICATIONS FEDERAL SERVICES, INC.	15,605	15,605	0	0
USHIO AMERICA, INC.	37,794	37,794	0	0
US, INC.	58,920	58,920	0	0
UTAH STATE UNIVERSITY	156,904	156,904	0	0
UTE MICROWAVE, INC.	1,975	1,975	0	0
UTI INSTRUMENTS CO.	4,800	4,800	0	0
UTILICOM, INC.	8,975	8,975	0	0
UTILITY TOOL CO.	1,265	1,265	0	0
UUNET TECHNOLOGIES, INC.	2,352	2,352	0	0
UVOCS, INC.	6,980	6,980	0	0
UZBEK INSTITUTE FOR NUCLEAR PHYSICS	122,980	122,980	0	0
V COMMUNICATIONS	20,000	20,000	0	0
VA RESEARCH, INC.	82,170	4,989	77,181	0
VACCO INDUSTRIES	25,679	0	25,679	0
VACUUM BARRIER SYSTEMS	42,524	4,576	37,948	0
VACUUM TECHNOLOGY, INC.	45,288	44,263	1,025	0
VACUUM/ATMOSPHERES CO.	52,130	48,530	3,600	0
VAISALA, INC.	8,652	8,652	0	0
VALCO INSTRUMENTS	5,583	3,903	1,680	0
VAL-COMM, INC.	1,068,104	1,068,104	0	1,068,104
VALENITE, INC.	3,381	140	3,241	0
VALERIO, CYNTHIA	2,500	2,500	0	2,500
VALHALLA SCIENTIFIC, INC.	7,780	7,780	0	0
VALIDYNE ENGINEERING CORP.	4,460	4,460	0	0
VALIN CORP.	9,079	0	9,079	0
VALLEN SAFETY SUPPLY CO.	169,295	165,706	3,589	115,926
VALLEY DESIGN	4,730	4,730	0	0
VALLEY MACHINE SHOP	13,305	0	13,305	0
VALLEY METALS, INC.	8,138	8,138	0	0
VALUE BEHAVIORAL HEALTH	1,590,000	1,590,000	0	0
VALUE COMMUNICATIONS PRODUCTS	1,847	1,847	0	0
VALUED RESOURCES PROCUREMENT, INC.	4,563	0	4,563	0
VALYN INTERNATIONAL	16,905	16,905	0	16,905
VAN CAPPELLEN, DR. PHILIPPE	10,000	10,000	0	0
VAN DER LEK, DR. H.	50,000	50,000	0	0
VAN SCYOC, JOHN	7,900	0	7,900	0
VAN WATERS & ROGERS	3,986	3,986	0	3,986

Supplier Name	Total \$	SNL/NM \$	SNL/CA \$	NM \$
VAN WITBECK, THOMAS L.	20,000	20,000	0	0
VANDERBILT UNIVERSITY	178,761	88,761	90,000	0
VANDERMOLLEN, JAN C.	3,000	3,000	0	3,000
VANGUARD ELECTRONICS CO., INC.	69,096	69,096	0	0
VANGUARD MACHINE, INC.	4,800	4,800	0	0
VARIAN ASSOCIATES, INC.	240,714	185,531	55,183	0
VARNER, THOMAS L.	51,840	51,840	0	0
VAT, INC.	75,092	64,707	10,385	0
VBXTRAS, INC.	5,205	5,205	0	0
VE TECHNOLOGIES	9,942	0	9,942	0
VECTOR FIELDS, INC.	44,100	44,100	0	0
VECTRA GOVERNMENT SERVICES, INC.	195,000	195,000	0	0
VECTRON LABORATORIES, INC.	29,638	27,883	1,755	2,034
VEDA SYSTEMS, INC.	185,653	107,523	78,130	0
VEECO INSTRUMENTS, INC.	49,227	49,227	0	0
VELCRO USA, INC.	2,309	2,309	0	0
VELIE CIRCUITS OF CO., INC.	1,950	1,950	0	0
VELMEX, INC.	17,620	17,620	0	0
VENABLE INDUSTRIES, INC.	2,095	2,095	0	0
VENKAT THIRUMALAI	4,999	4,999	0	0
VENTAJA	5,884	5,884	0	0
VENTANA CORP.	4,265	4,265	0	0
VENTANA SYSTEMS	2,219	0	2,219	0
VENTURE DEVELOPMENT CORP.	5,968	5,968	0	0
VERBEX VOICE SYSTEMS, INC.	2,385	2,385	0	0
VERE, INC.	1,230	1,230	0	0
VERIBEST, INC.	13,082	13,082	0	0
VERIS INDUSTRIES, INC.	1,325	1,325	0	0
VERNITRON CORP.	18,080	18,080	0	0
VERSANT OBJECT TECHNOLOGY	18,306	18,306	0	0
VERTEQ, INC.	81,711	81,711	0	0
VERTRANS	1,388	0	1,388	0
VESELY, WILLIAM E.	16,000	16,000	0	0
VEXCEL CORP.	100,000	100,000	0	0
VI TRAC, INC.	4,226	4,226	0	0
VIASOFT, INC.	6,000	6,000	0	0
VIBRA TECH ENGINEERS, INC.	2,995	2,995	0	0
VIBRATION TEST SYSTEMS	5,345	5,345	0	0
VICHEM CORP.	8,216	8,216	0	0
VICKERMAN-ZACHARY-MILLER	146,000	146,000	0	0
VICKERMAN, M. JOHN	25,000	25,000	0	0
VICKERS, DAVID	5,988	0	5,988	0
VICOR CORP.	27,964	15,464	12,500	0
VICTOREEN, INC.	20,241	20,241	0	0
VICTORIA MACHINE & FAB, INC.	539,192	539,192	0	0
VIDEO ENTERPRISES, INC.	24,000	24,000	0	24,000
VIDEO TECHNICAL SERVICES, INC. (MTS)	60,519	60,519	0	60,519
VIDEOJET SYSTEMS INTERNATIONAL, INC.	32,005	32,005	0	0
VIDEOLOGIC	4,947	4,947	0	0
VIEWLOGIC SYSTEMS, INC.	85,591	85,591	0	0
VIKING DISTRIBUTING	1,560	0	1,560	0
VIKING II, INC.	24,902	24,902	0	24,902
VIMAR CORP.	26,160	26,160	0	0
VINCENT ASSOCIATES	2,135	700	1,435	0
VINDICATOR CORP.	38,580	38,580	0	0
VINTAGE JANITORIAL SUPPLIES	13,549	0	13,549	0
VIRGINIA PANEL CORP.	1,702	1,702	0	949
VIRGINIA SEMICONDUCTOR	16,270	16,270	0	0
VISA	23,264	23,264	0	0

Supplier Name	Total \$	SNL/NM \$	SNL/CA \$	NM \$
VISHAY INTERTECHNOLOGY, INC.	4,941	4,941	0	0
VISION 1	52,660	52,660	0	0
VISION SOFTWARE	8,697	1,197	7,500	0
VISION & MOTION SURPLUS	1,862	0	1,862	0
VISTA CONTROL SYSTEMS, INC.	14,719	14,719	0	14,719
VISTA DEVELOPMENT	4,200	4,200	0	0
VISTA TECHNOLOGIES, INC.	1,290	1,290	0	0
VISUAL INSTRUMENTATION CORP.	4,700	4,700	0	0
VISUAL NUMERICS, INC.	42,331	35,938	6,393	0
VITAL IMAGE TECHNOLOGY, INC.	1,235	0	1,235	0
VITIM CO.	39,600	39,600	0	0
VITREK CORP.	6,125	6,125	0	6,125
VJ TECHNOLOGIES, INC.	2,500	2,500	0	0
VLSI STANDARDS, INC.	6,062	6,062	0	0
VME MICROSYSTEMS INTERNATIONAL CORP. (VMIC)	29,551	29,551	0	0
VMI, INC.	6,590	0	6,590	0
VNIIGAZ	60,000	60,000	0	0
VOLGA RESEARCH & DEVELOPMENT ISTITUTE	85,000	85,000	0	0
VOLT INFORMATION SCIENCES	140,000	140,000	0	140,000
VON GAHLEN	123,830	123,830	0	0
VON WINTERFELDT, DR. DETLOF	14,000	14,000	0	0
VORTEX SPECIALTY DOORS	83,000	83,000	0	0
VOTAW PRECISION TECHNOLOGIES, INC.	1,112,961	1,112,961	0	0
VOYAGER SOFTWARE CORP.	3,632	3,253	379	0
VSS FIBER OPTIC SENSORS	2,483	2,483	0	0
VTC SERVICES	88,148	0	88,148	0
VU-COLOR, INC.	16,980	0	16,980	0
VWR SCIENTIFIC PRODUCTS	12,798	6,939	5,859	0
WAFFERNET, INC.	77,184	74,025	3,159	0
WAHL INSTRUMENT CORP.	5,325	5,325	0	0
WALD, DR. NIEL	15,000	15,000	0	0
WALKER ELECTRONIC SUPPLY CO.	12,975	12,975	0	12,975
WALKER SCIENTIFIC, INC.	31,961	31,961	0	0
WALKER, GEORGE T.	10,000	10,000	0	0
WALKER, PROF. HOMER	29,105	29,105	0	0
WALKER, RICHER & QUINN, INC.	7,127	7,127	0	0
WALLACE, B. E. PRODUCTS CORP.	30,284	30,284	0	0
WALSH, EDWARD S. CO.	1,905	0	1,905	0
WALTERS PRECISION SERVICE, INC.	13,475	13,475	0	0
WARD SYSTEMS GROUP, INC.	1,033	1,033	0	0
WARDEN, ROBERT I. CO.	1,102	1,102	0	0
WARD, EDWARD B. & CO.	21,938	0	21,938	0
WARE FORCE, INC.	1,518	0	1,518	0
WARNER-JENKINSON	2,322	2,322	0	0
WARNER, DR. DAVE	13,700	13,700	0	0
WASHINGTON INSTITUTE, INC., THE	100,000	0	100,000	0
WASHINGTON STATE UNIVERSITY	11,452	11,452	0	0
WASHINGTON UNIVERSITY	148,958	148,958	0	0
WASHINGTON, GEORGE UNIVERSITY, THE	23,000	23,000	0	0
WASTE MANAGEMENT OF NEW MEXICO	974,049	974,049	0	974,049
WATCOM INTERNATIONAL	1,993	1,993	0	0
WATERMAN, MICHAEL	1,162	1,162	0	0
WATERS CORP.	57,180	56,123	1,057	0
WATLOW-GORDON	1,479	1,479	0	0
WATSON-WYATT, INC.	2,000	2,000	0	0
WAVE METRICS	3,112	1,228	1,884	0
WAVE OPTICS, INC.	5,495	5,495	0	0
WAVE TECHNOLOGIES	4,395	3,990	405	0

Supplier Name	Total \$	SNL/NM \$	SNL/CA \$	NM \$
WAVEFUNCTION, INC.	1,198	1,198	0	0
WAVELINE, INC.	2,852	2,852	0	0
WAVETEK CORP.	1,398	1,398	0	0
WAXMAN, ROBERT, INC.	12,231	12,231	0	0
WAYJOHN SURVEYING CO.	1,500	1,500	0	1,500
WAYNE STATE UNIVERSITY	9,898	9,898	0	0
WBC, INC.	8,006	8,006	0	8,006
WD DISTRIBUTING	5,000	5,000	0	0
WEBER MARKING SYSTEMS, INC.	1,967	1,967	0	0
WEBER TECHNOLOGY APPLICATIONS	200,000	200,000	0	0
WEDCO, INC.	2,160	2,160	0	0
WEDDING & ASSOCIATES	11,780	11,780	0	0
WEEKS, TERESA A.	2,500	2,500	0	2,500
WEEMS PRINZ FRAMING	24,156	24,156	0	24,156
WEGENER NORTH AMERICA, INC.	5,551	5,551	0	0
WEINMASTER, REUBEN R.	6,000	6,000	0	6,000
WEINSCHEL	2,920	2,920	0	2,920
WEINSCHEL ASSOCIATES	6,440	6,440	0	0
WELCH VACUUM TECHNOLOGY	1,700	0	1,700	0
WELCO ELECTRONICS, INC.	57,673	0	57,673	0
WELDING SERVICE, INC.	3,200	3,200	0	3,200
WELDLOGIC, INC.	21,176	21,176	0	0
WELDTECH	8,058	8,058	0	8,058
WELLBORN PAINT MANUFACTURING CO.	60,964	60,964	0	60,964
WELLS DATA CORP.	1,353	0	1,353	0
WELLS FARGO ALARM SERVICES	1,000	1,000	0	0
WELLS FARGO SECURITY PRODUCTS	15,743	15,743	0	0
WELLSEISMIC COMPUTING SERVICES	9,000	9,000	0	0
WENZEL ASSOCIATES	2,512	2,512	0	0
WESCO AIRCRAFT	1,907	0	1,907	0
WESCO DISTRIBUTION, INC.	590,399	584,299	6,100	519,647
WESDYNE	24,740	24,740	0	0
WESGO, INC.	125,036	124,786	250	0
WESSELS CO.	2,300	0	2,300	0
WEST COAST COMPUTER EXCHANGE	1,350	1,350	0	0
WESTATES PACIFIC CO., INC.	3,491	0	3,491	0
WESTBROOK TECHNOLOGIES	2,284	0	2,284	0
WESTBURNE SUPPLY, INC.	1,322	1,317	5	1,317
WESTCHEM EQUIPMENT CO.	1,712	0	1,712	0
WESTERN CHEMICAL INTERNATIONAL, INC.	1,150	1,150	0	0
WESTERN CONTROLS CO., INC.	56,719	56,719	0	56,719
WESTERN DATA GROUP	3,714	0	3,714	0
WESTERN GLASS & PANELS, INC.	5,164	5,164	0	5,164
WESTERN HELICOPTERS, INC.	8,610	8,610	0	8,610
WESTERN INDUSTRIAL CERAMICS	4,625	0	4,625	0
WESTERN MACARTHUR CO.	5,314	0	5,314	0
WESTERN MOBILE NEW MEXICO, INC.	46,709	46,709	0	46,709
WESTERN MULTIPLEX CORP.	53,955	53,955	0	0
WESTERN OFFICE SYSTEMS, INC.	155,459	155,459	0	155,459
WESTERN PAPER DISTRIBUTORS, INC.	121,215	121,215	0	121,215
WESTERN SCIENTIFIC MARKETING, INC.	4,982	4,982	0	4,982
WESTERN STATES SALES, INC.	75,331	75,331	0	0
WESTERN TECHNOLOGY MARKETING	7,413	0	7,413	0
WESTERN TELEMATIC, INC.	2,628	2,628	0	0
WESTERN TOOL & SUPPLY CO.	13,412	427	12,985	0
WESTERN TRACTION CO.	4,080	0	4,080	0
WESTINGHOUSE ELECTRIC CORP.	113,258	109,278	3,980	24,477
WESTLINK PAGING	10,474	10,474	0	10,474
WESTON, ROY F., INC.	2,925,000	2,925,000	0	2,925,000

Supplier Name	Total \$	SNL/NM \$	SNL/CA \$	NM \$
WESTWIND RESOURCES, LTD.	1,050	1,050	0	1,050
WESTWOOD COMPUTERS CORP.	7,569	7,569	0	0
WESTWOOD COMPUTERS & NETWORKING	4,115	4,115	0	0
WEYDERT, JOHN	6,000	6,000	0	6,000
WEYERHAEUSER PAPER CO.	4,000	0	4,000	0
WGM SAFETY CORP.	2,000	2,000	0	0
WH POWER CONSULTANTS	2,500	2,500	0	2,500
WHATMAN LAB SALES, INC.	1,999	1,999	0	0
WHATMAN/BALSTON	3,388	0	3,388	0
WHEELABRATOR WATER TECHNOLOGIES, INC.	2,700	2,700	0	0
WHEELER, J. P., LTD.	39,414	39,414	0	39,414
WHITAKER BROTHERS BUSINESS MACHINE, INC.	3,121	3,121	0	0
WHITE KNIGHT PUMPS & FITTINGS	7,000	7,000	0	0
WHITE LIGHTNING SALES & SERVICES	5,999	5,999	0	0
WHITE MICROELECTRONICS	13,388	13,388	0	0
WHITE MOUNTIAN DSP	16,955	8,985	7,970	0
WHITE PINE SOFTWARE	14,178	11,992	2,186	0
WHITE RABBIT	24,000	24,000	0	0
WHITE TECHNOLOGY	9,228	9,228	0	0
WHITE, S. S. TECHNOLOGIES	8,449	8,449	0	0
WHITLOCK, MICHAEL	9,000	0	9,000	0
WHITNEY CONSULTING ASSOCIATES	65,000	65,000	0	65,000
WHITTAKER CORP.	8,950	0	8,950	0
WHOLE PERSON ASSOCIATES	1,940	1,940	0	0
WHOLESALE MIRROR & GLASS	1,483	1,483	0	1,483
WIDEBAND COMPUTERS, INC.	10,000	10,000	0	0
WIEGMANN & ROSE	18,920	0	18,920	0
WILCO SUPPLY	1,444	0	1,444	0
WILDFLOWER INTERNATIONAL, LTD.	689,793	689,793	0	689,793
WILEY, JOHN & SONS, INC.	3,710	3,710	0	0
WILKEN, ANDREW C.	9,500	9,500	0	9,500
WILKES, STEVE	4,800	4,800	0	4,800
WILKES, WILLIAM R.	40,000	40,000	0	0
WILKINSON EQUIPMENT	65,501	0	65,501	0
WILLAMETTE INDUSTRIES, INC.	621,883	621,883	0	621,883
WILCO CONSULTANTS, INC.	125,000	125,000	0	125,000
WILLIAMS ADVANCED MATERIALS	2,100	2,100	0	0
WILLIAMS ASSOCIATES, INC.	1,649	1,309	340	630
WILLIAMSON CORPORATION	2,415	0	2,415	0
WILLIAMS, JENNIE	1,125	0	1,125	0
WILLIAMS, JOSEPH V.	6,000	6,000	0	6,000
WILLIAMS, PROF. FORMAN A.	5,000	0	5,000	0
WILLIAMS, THOMAS J.	3,478	3,478	0	3,478
WILLIS, JOHN R.	1,026	1,026	0	0
WILLSON, JOHN	27,949	27,949	0	0
WIL-POWER BATTERY DISTRIBUTORS	4,514	4,514	0	0
WILSON INSTRUMENTS	4,355	4,355	0	0
WILSON TOOL INTERNATIONAL	4,232	4,232	0	0
WILSON-ALLEN, KAREN	1,600	1,600	0	1,600
WILSON-HURD MANUFACTURING CO.	12,660	12,660	0	0
WILSON, DOMINIQUE F.	55,000	55,000	0	55,000
WILSON, K. & CO.	1,974	0	1,974	0
WINBOOK COMPUTER CORP.	40,835	38,121	2,714	0
WINCE-SMITH, DEBORAH L.	40,000	40,000	0	0
WINCHESTER SYSTEMS	3,180	3,180	0	0
WIND RIVER SYSTEMS	161,511	161,511	0	0
WING-LYNCH, INC.	6,510	6,510	0	0
WING, NORMAN D.	3,000	3,000	0	3,000
WINNING WORDS	218,350	199,000	19,350	0

Supplier Name	Total \$	SNL/NM \$	SNL/CA \$	NM \$
WINSTED CORP.	32,958	32,958	0	0
WINSYSTEMS, INC.	26,439	26,439	0	0
WINTER, CHARLES	1,200	1,200	0	1,200
WIRE ROPE & RIGGING CONSULTANTS, INC.	43,375	43,000	375	0
WIRE-PRO, INC.	1,078	1,078	0	0
WIRTH, G. A. CO., INC.	11,097	0	11,097	0
WISCO SUPPLY, INC.	4,613	4,613	0	4,613
WISTECH CONTROLS	32,639	32,639	0	7,737
WMW ASSOCIATES	53,151	44,231	8,920	0
WOLFE, B. J. ENTERPRISES	11,880	11,880	0	0
WOLFORD, LARRY SERVICES	96,767	96,767	0	0
WOLFRAM RESEARCH, INC.	12,867	9,787	3,080	0
WOLLBORG-MICHELSON PERSONNEL SERVICE, INC.	149,000	0	149,000	0
WOODCOCK, GEORGE B. & CO.	58,281	48,818	9,463	0
WOODMASTER TOOL	8,972	0	8,972	0
WOODSIDE RESEARCH CONSORTIUM	15,000	0	15,000	0
WOODWARD, PETER N.	50,000	50,000	0	50,000
WOODWORKERS SUPPLY, INC.	5,228	5,228	0	5,228
WOOD, J. L. OPTICAL SYSTEMS	1,700	0	1,700	0
WOOD, WILBURT R.	3,500	3,500	0	3,500
WOOLLAM, J. A. CO., INC.	4,585	4,000	585	0
WORDCENTER, INC.	28,000	28,000	0	28,000
WORK TECHNOLOGY CORP.	2,295	2,295	0	0
WORKGROUP TECHNOLOGY	568,686	545,916	22,770	0
WORKLON, INC.	2,326	296	2,030	0
WORKPLACE MEDICAL SERVICES	2,000	2,000	0	0
WORKRITE ERGONOMICS, INC.	6,031	6,031	0	0
WORKWELL HEALTH & SAFETY SYSTEMS	40,615	40,615	0	0
WORLD INFORMATION TECH	3,900	3,900	0	0
WORLDWIDE SERVICES GROUP	39,572	39,572	0	0
WORMINGTON, PATRICIA	10,000	10,000	0	10,000
WORTHMAN & ASSOCIATES	1,680	1,680	0	0
WREATHALL, JOHN & CO.	100,000	100,000	0	0
WRIGHT CAPACITORS, INC.	4,644	4,644	0	0
WRIGHT LINE, INC.	390,265	78,920	311,345	69,276
WRIGHT, NORMAN MECHANICAL EQUIPMENT CO., INC.	38,155	0	38,155	0
WRIGHT, PAUL KENNETH & ASSOCIATES	46,022	0	46,022	0
WRQ REFLECTION SOFTWARE	27,540	27,540	0	0
WR, INC.	1,345	1,345	0	0
WT LIGHTING CORP.	900,000	900,000	0	900,000
WUNDERLICH-MALEC ENGINEERING, INC.	14,928	14,928	0	14,928
WURZBACH, WILLIAM CO., INC.	6,045	0	6,045	0
WYAN DOT SEATING	53,729	53,729	0	0
WYKO CORP.	3,750	3,750	0	0
WYLE LABORATORIES	35,508	18,582	16,926	0
WYNTECH, INC.	20,672	0	20,672	0
XANTE CORP.	14,875	14,875	0	0
XAOS TOOLS - PANDEMONIUM	3,500	3,500	0	0
XELTEK	1,243	1,243	0	0
XENOTRONIX, INC.	3,432	3,432	0	0
XEROX CORP.	1,093,028	1,061,653	31,375	573,705
XES, INC.	6,291	5,896	395	0
XI COMPUTER COMP	24,454	15,535	8,919	0
XICO, INC.	2,995	2,995	0	0
XILINX, INC.	13,273	13,273	0	1,995
XINET	10,895	10,895	0	0
XIT, INC.	8,000	8,000	0	0

Supplier Name	Total \$	SNL/NM \$	SNL/CA \$	NM \$
XL SYSTEMS	21,841	21,841	0	0
XML CORP.	9,349	9,349	0	0
XOAS TOOLS	2,495	2,495	0	0
X-OPT, INC.	12,150	12,150	0	0
XPLAIN	1,392	0	1,392	0
XVT SOFTWARE, INC.	14,511	3,961	10,550	0
XYBION CORP.	4,755	4,755	0	0
XYBION ELECTRONIC SYSTEMS CORP.	4,990	4,990	0	0
XYCOM	1,100	700	400	0
XYPLEX, INC.	16,125	8,577	7,548	0
Y&Y, INC.	2,230	2,230	0	0
YALE ELECTRONICS	1,349	1,349	0	0
YAMAICHI ELECTRONICS, INC.	6,232	6,232	0	0
YAMAS CONTROLS, INC.	4,770	0	4,770	0
YANKEE ATOMIC ELECTRIC CO.	72,308	72,308	0	0
YAN, CHAO	3,000	0	3,000	0
YARBROUGH SOUTHWEST ASSOC., INC.	30,325	30,325	0	0
YARDNEY TECHNICAL PRODUCTS, INC.	65,525	65,525	0	0
YEGGE PACKAGING, INC.	4,350	4,350	0	0
YELLOW SPRINGS INSTRUMENT, INC.	2,054	2,054	0	0
YORK TELECOM CORP.	86,398	86,398	0	0
YOST, DR. DAVID S.	10,000	0	10,000	0
YOUNG ENVIRONMENTAL SYSTEMS, INC.	1,248	0	1,248	0
YOUNG'S MOBILE HOMES	9,900	9,900	0	9,900
YOUNG, ADAM	1,356	1,356	0	0
YOUNG, DR. ROBERT	15,000	15,000	0	0
YOUNG, GEORGE SALES	5,148	5,148	0	5,148
YOUNG, RICHARD PRODUCTS OF COLORADO	2,502	750	1,752	0
YOUNG, R. M. CO.	8,082	8,082	0	0
Z MICROSYSTEMS	144,949	144,949	0	0
Z WORLD ENGINEERING	2,602	2,602	0	0
ZACK ELECTRONICS	9,248	0	9,248	0
ZAK, INC.	6,700	6,700	0	0
ZAO INDEL CO.	62,283	62,283	0	0
ZASIO ENTERPRISES, INC.	3,090	3,090	0	0
ZC&R COATINGS FOR OPTICS, INC.	8,560	8,560	0	0
ZEE MEDICAL SERVICE	10,000	10,000	0	10,000
ZEFON ANALYTICAL ACCESSORIES	1,064	1,064	0	0
ZEINET, INC.	2,190	0	2,190	0
ZEISS, CARL, INC.	448,762	448,762	0	0
ZELLWEGER ANALYTICS, INC.	159,784	159,784	0	0
ZEMARC CORP.	2,333	0	2,333	0
ZENGER-MILLER, INC.	7,828	3,753	4,075	0
ZENITH NETWORK SYSTEMS	1,990	1,990	0	0
ZENON TECHNOLOGY	3,029	0	3,029	0
ZENTRUM FUR EUROPAISCHE STRATEGIEFORSCHUNG	20,000	0	20,000	0
ZEOS INTERNATIONAL, LTD.	3,858	3,858	0	0
ZERO CORP.	28,491	26,296	2,195	0
ZERO ENCLOSURES CORP.	35,180	34,961	219	0
ZETA INTERNATIONAL CORP.	2,305	2,305	0	0
ZEUS DISTRIBUTORS	263,079	258,600	4,479	0
ZIA GRAPHICS	12,169	12,169	0	12,169
ZIATECH CORP.	36,647	36,647	0	31,168
ZIEMER & ASSOCIATES, INC.	14,740	8,340	6,400	0
ZIMMERMAN PACKING & MANUFACTURING CO.	1,613	778	835	0
ZIMMERMAN, D. C.	20,000	20,000	0	0
ZION INDUSTRIES, INC.	1,000	1,000	0	0
ZIPPER TUBING CO., THE	1,574	1,574	0	0

Supplier Name	Total \$	SNL/NM \$	SNL/CA \$	NM \$
ZIRCAR PRODUCTS, INC.	4,397	2,483	1,914	0
Z-MICRO	19,579	19,579	0	0
ZONIC A&D CO.	49,700	49,700	0	49,200
ZUMRO, INC.	10,300	10,300	0	0
ZUNI RENTAL	19,852	19,852	0	19,852
ZYGO CORP.	115,244	115,244	0	0
ZZYZX WORKSTATION PERIPHERALS	104,495	84,097	20,398	0

**Integrated Contractor & Federal Agency
Commitments of \$1,000 or Over From
Sandia National Laboratories/New Mexico & California**

**Integrated Contractor & Federal Agency
Commitments of \$1,000 or Over from Sandia National
Laboratories/New Mexico and California**

	<u>SNL/NM</u>	<u>SNL/CA</u>
Allied Signal Aerospace Co.	5,119,263	1,601,283
Allied Signal Inc.	2,180,883	2,386
Ames Laboratory	17,705	0
Argonne National Laboratory	54,122	220,322
Bechtel Nevada	687,527	24,494
Bureau of Land Management	206,170	0
Defense Nuclear Agency Field Command	27,475	0
EG&G Energy Measurements, Inc.	272,000	0
EG&G Rocky Flats, Inc.	20,000	70,423
EG&G/Mound Applied Technologies	40,000	10,946
Environmental Protection Agency	30,000	0
General Services Administration	2,194	0
Goddard Space Flight Center	0	56,000
Inhalation Toxicology Research Institute	289,000	105,000
Library of Congress	18,000	0
Lockheed Idaho Technology Co.	65,609	0
Lockheed Martin	60,000	8,575
Lockheed Martin Energy Research Corp.	423,135	79,270
Lockheed Martin Energy Systems, Inc.	141,128	82,500
Lockheed-Martin-Orise	2,000	0
Martin Marietta Energy Systems, Inc.	37,390	0
Martin Marietta Specialty Components, Inc.	348,700	0
Mason & Hanger Silas Mason Co.	573,938	52,715
National Aeronautics & Space Administration	16,671	0
National Center for Atmospheric Research	170,000	0
National Science Foundation	65,000	35,000
National Security Agency	42,802	80,000
Pacific Northwest Laboratory	(304,487)	686,969
University of California	2,740,012	4,500,015
US Department of Commerce	354,857	(12,600)
US Department of Defense	20,000	0
US Department of Energy	959,187	(243,226)
US Department of the Air Force	10,143,757	268,000
US Department of the Army	798,446	47,393
US Department of the Interior	111,968	17,000
US Department of the Navy	906,120	543,000
US Department of Transportation	0	70,000
US Geological Survey	36,900	0
US Government Printing Office	884,984	37,867
Westinghouse Electric Corp.	13,600	0
Westinghouse Hanford Co.	86,057	(20,000)
Westinghouse Savannah River Co.	(2,098)	90,000

**Transportation Commitments of \$1,000 or Over From
Sandia National Laboratories/New Mexico & California**

Transportation Commitments of \$1,000 or Over From Sandia National Laboratories/New Mexico & California

	<u>Total (\$)</u>		<u>Total (\$)</u>
ABF Freight Systems	38,983	Mayflower Moving and Storage	20,883
Airbourne Air Freight	\$2,249	Merchants Fast Freight	13,529
Allied Van Lines	22,687	Motor Cargo	24,728
Arpin, Paul Van Lines	9,429	Motor Freight, Unknown Name	26,456
Atlas Van Lines	2,394	North American Van Lines	108,488
Baggett Transportation Co.	1,561	Old Dominion Freight Lines	1,051
Burlington Air Express	149,535	Overnight Transportation	10,894
Burlington Northern Air Freight, Inc.	33,095	Rio Grande Logistics	8,723
Consolidated Freightways	81,216	Roadway Express	57,724
Con-Way Western Express	20,833	Roadway Package System, Inc.	1,931
Dependable Hawaiian Express	2,826	RPSI	10,839
DHL Airways	1,563	Service Transport	2,700
Di Salvo Trucking Co.	3,293	Sun Freightways	1,111
Emery Worldwide	41,779	TNT Bestway Transportation	2,039
Consolidated		Trailer Transit	5,148
Espinosa Cartage	4,235	Tri-State Motor Transport	28,859
Federal Express	274,565	United Parcel Service, Inc.	7,735
Gibson Truck Lines	62,016	United Van Lines	235,532
Graebel Van Lines, Inc.	292,068	Valley Cargo	2,799
Independent Freightway	37,991	Viking Freight System	3,729
Lufthansa German Airlines	4,061	Wilson Rapid Transit	4,495
		Yellow Freight Systems	56,734

DISTRIBUTION:

		<u>MS</u>		<u>Org.</u>	
1	US DOE				
	CPD/PSB	1	9116	D. J. Wallace	08534
	Attn: R. C. Braden, Jr.	1	0200	D. L. Palmer	10200
	P.O. Box 5400	1	0203	L. V. Miranda	10203
	Albuquerque, NM 87115	1	0204	A. L. Hardeman	10204
	MS0184	20	0202	C. E. Wenk	10206
		1	0202	C. H. Reeder	10210
1	US DOE	1	0202	D. J. Larrichio	10217
	Kirtland Area Office	1	0201	L. D. L. Ellis	10230
	Attn: K. A. Carlson	1	0216	L. Fitzpatrick	10231
	P.O. Box 5400	1	0212	H. L. Crumley	10232
	Albuquerque, NM 87185-5400	1	0201	T. A. Thompson	10233
	MS0184	1	0202	C. C. Schneeberger	10240
		1	0216	G. G. Graham	10241
14	All SNL Vice Presidents	1	0221	B. K. Weatherly	10243
		1	0222	A. H. Sanchez	10244
		1	9018	Central Technical Files	08940-2
66	All SNL Directors	2	0619	Review & Approval Desk	12690
				for DOE/OSTI	
		5	0899	Technical Library	04414