

# SANDIA REPORT

SAND97-0504 • UC-1300

Unlimited Release

Printed March 1997

## Testing of the Sunstove Organization's Sunstove Solar Oven

T.A. Moss

Prepared by  
Sandia National Laboratories  
Albuquerque, New Mexico 87185 and Livermore, California 94550  
for the United States Department of Energy  
under Contract DE-AC04-94AL85000

Approved for public release; distribution is unlimited.

RECEIVED

MAR 28 1997

OSTI

MASTER

Issued by Sandia National Laboratories, operated for the United States Department of Energy by Sandia Corporation, a Lockheed Martin Company.

**NOTICE:** This report was prepared as an account of work sponsored by an agency of the United States Government. Neither the United States Government nor any agency thereof, nor any of their employees, nor any of their contractors, subcontractors, or their employees, makes any warranty, express or implied, or assumes any legal liability or responsibility for the accuracy, completeness, or usefulness of any information, apparatus, product, or process disclosed, or represents that its use would not infringe privately owned rights. Reference herein to any specific commercial product, process, or service by trade name, trademark, manufacturer, or otherwise, does not necessarily constitute or imply its endorsement, recommendation, or favoring by the United States Government, any agency thereof or any of their contractors or subcontractors. The views and opinions expressed herein do not necessarily state or reflect those of the United States Government, any agency thereof or any of their contractors.

Printed in the United States of America. This report has been reproduced directly from the best available copy.

Available to DOE and DOE contractors from  
Office of Scientific and Technical Information  
PO Box 62  
Oak Ridge, TN 37831

Prices available from (615) 576-8401, FTS 626-8401

Available to the public from  
National Technical Information Service  
US Department of Commerce  
5285 Port Royal Rd  
Springfield, VA 22161

NTIS price codes  
Printed copy: A03  
Microfiche copy: A01

## DISCLAIMER

This report was prepared as an account of work sponsored by an agency of the United States Government. Neither the United States Government nor any agency thereof, nor any of their employees, make any warranty, express or implied, or assumes any legal liability or responsibility for the accuracy, completeness, or usefulness of any information, apparatus, product, or process disclosed, or represents that its use would not infringe privately owned rights. Reference herein to any specific commercial product, process, or service by trade name, trademark, manufacturer, or otherwise does not necessarily constitute or imply its endorsement, recommendation, or favoring by the United States Government or any agency thereof. The views and opinions of authors expressed herein do not necessarily state or reflect those of the United States Government or any agency thereof.

# **DISCLAIMER**

**Portions of this document may be illegible in electronic image products. Images are produced from the best available original document.**

SAND97-0504  
Unlimited Release  
Printed March 1997

Distribution  
Category UC-1300

## **Testing of the Sunstove Organization's Sunstove Solar Oven**

T.A. Moss  
Solar Thermal Technology Department  
Sandia National Laboratories  
P.O. Box 5800  
Albuquerque, New Mexico 87185-0703

### **Abstract**


A Sunstove Organization's Sunstove was tested at Sandia's Solar Thermal Test Facility. It was instrumented with five type K thermocouples to determine warm-up rates when empty and when a pot containing two liters of water was placed inside. It reached inside air temperatures above 115°C (240°F). It heated two liters of water from room temperature to 80°C (175°F) in about two hours. Observations were made on the cooling and reheating rates during a cloud passage. The adverse effects of wind on the operation of the solar oven were also noted.

DISTRIBUTION OF THIS DOCUMENT IS UNLIMITED

**MASTER**



SUNSTOVES™ MOLDED--SOUTH AFRICA & RECTANGULAR--MEXICO  
VARIOUS MODELS INCLUDING ROUND and PANEL REFUGEE™ UNIT



The Solar Thermal Design Assistance Center (STDAC) at Sandia National Laboratories evaluated a Sunstove from the Sunstove Organization, at Sandia's Solar Thermal Test Facility in Albuquerque NM. It was designed for single family household cooking. It is targeting developing countries' alternative energy markets where conventional fuels are not available and wood is the primary fuel used for cooking.

Because of the wide variety and types of solar cookers being manufactured it is very difficult to come up with a number, such as a figure of merit, to indicate how each will operate under various weather conditions. The best way to determine how a solar oven will operate is to test it under real life conditions<sup>1,2</sup>. These tests will not determine if a solar cooker is good or bad. It will, however, indicate the usefulness of the solar cooker for its intended usage.

The purpose of this test is to determine the basic operating characteristics of the Sunstove solar oven. For this report, only the basic tests of heat up rate, maximum temperature attained when empty, and the time to heat room temperature water to 80°C (175°F) were done. Further testing was too elaborate for the scope of this test. The solar oven is sized to cook about a two liter volume of food. Therefore, two liters was chosen as the volume of water to heat in the oven.

The Sunstove Organization's Sunstove solar cooker is a box type cooker. The difference between this cooker and other box type cookers is the reflectors are internal to the heated space rather than external (see fig. 2). Reflectors increase the solar collecting area, which enable the oven to obtain higher temperatures. The sides of the cooker are flared out to serve as internal reflectors and the bottom is blackened. It weighs about 8 lbs., has a molded polyethylene outer shell, fiberglass insulation, thin aluminum sheet interior (sides are reflective with the bottom blackened), and a 1.5 mm extruded acrylic sheet front that also serves as the door. The normal cooking temperatures of the oven allows the acrylic sheet to conform to the outline of the outer shell to create a seal. This solar oven sells for \$20 to \$25.

To measure the temperature inside the solar oven, five type K, 1/16" In600 sheathed, thermocouples were used. They were inserted through holes drilled into the side of the oven. This was done so the door, or window, seal would not be affected. Three of the thermocouples (front, middle, and back) measured the inside air temperature and two (side and middle) measured the water temperature. The front air thermocouple was centered on the front side and inserted one inch into the oven. The back air thermocouple was also centered on the back side inserted one inch into the inside of the oven. The middle air thermocouple was placed in the center of an imaginary line connecting the front and back air thermocouples. The thermocouples used to measure water



temperature went through feedthroughs in the side of the pan. This preserved the seal between the lid and pot, which reduced the amount of water vapor escaping and, therefore, condensing on the front window. One measured the water temperature close to the side of the pot and the other measured the water temperature at the center. When the water was not present, these two thermocouples measured the air temperature on either side of the middle air thermocouple perpendicular to the imaginary line connecting the front and back thermocouples. The temperatures inside the solar oven, outside air temperature, wind speed, wind direction, and direct normal insolation (DNI) were measured and stored by a computer data acquisition system every thirty seconds.

Initial testing characterized heat up rate, the highest temperature reached, the temperature profile, and how long the solar cooker can remain in one position before it needs to be turned back into the sun. Figure 1 shows the normal heat up rate for the oven. The Sunstove will stabilize in temperature in about 25 minutes. The peak temperature was about 120°C (248°F). The oven needed to be repositioned approximately every hour to maintain optimum temperatures. For the remainder of the testing period the oven was repositioned every 30 minutes.

Later tests determined the ability of the solar oven to heat up water. Figure 2 is a picture of one of these tests in progress. A black ceramic coated covered pot filled with two liters of water was used. The oven was preheated for about one hour before the pot filled with water was placed inside. The water and pot were at room temperature before being placed in the oven. Figure 3 shows the results from this test. It heated water to 80°C (175°F) in less than two hours depending on wind conditions, which will be explained later. The maximum water temperature reached was 92°C (198°F).

The temperature distribution inside the Sunstove is shown in figure 4. There is a large difference between the front air thermocouple and the other thermocouples. Because of the shape of the Sunstove, the front air thermocouple is placed about one inch from the window and its seal, and about one inch from the bottom of the oven. This thermocouple is closest to any heat leaks and farthest from the heat source than any of the other thermocouples. The other thermocouples were much farther from the window, its seal, and the bottom of the oven.

During testing it was noticed the outside walls of the Sunstove were warm to the touch. For the test on 8/24 standard household fiberglass insulation, 3.5" thick, was wrapped around the outside of the Sunstove. As shown in figure 3, the extra insulation had little effect on the maximum temperature attained during preheat and on heating the water. From this it can be concluded most of the

heat loss is from the large front window, or door. Adding more insulation to the sides would only marginally increase the inside temperature.

Wind always has an adverse effect on the performance of solar ovens. Figure 4 shows the inside air temperatures are depressed during high winds and increase during lower wind periods. The Sunstove never tipped over from the wind. A solar cooker with external reflectors is more prone to tipping over with high winds. The higher winds, however, would open the cover and let the hot air out. With the lowered inside air temperature it took longer to heat the water to 80°C (175°F) (see data on 5/31 in figure 3). To prevent the cover from opening during high winds it was taped down. Use of the tape may seem extreme, but under normal circumstances the cook would employ some means to hold the acrylic sheet down. What windspeed would start to lift the acrylic sheet was not noted since orientation between wind direction and oven is very important. Since the orientation of the oven tracks the sun throughout the day and very often the wind changes direction during the day, the orientation of the oven to the wind is always changing. It would be best to fix the door closed rather than determining what wind speed and orientation would be needed to lift the door.

Clouds also have an adverse effect on the performance of the solar oven. Figure 5 shows the effect of several cloud passages on the measured inside air temperatures. The figure shows the air temperatures inside the oven decrease rapidly during very cloudy periods but recover nicely when the sun returns. The water temperatures during this same period are shown in figure 3 for the Sunstove. These data show that during minor cloudy periods the water temperature is only slightly affected. This is to be expected, since water has a much greater heat capacity than air.

These tests show the Sunstove can obtain sufficient temperatures to slow cook about a two liter quantity of food. It can heat water above 80°C (175°F) in a reasonable period of time, usually less than two hours. This temperature is important because 80°C (175°F) and higher is required to sterilize water and its contents, such as food. The Sunstove is stable in high winds but the wind can lift up the cover. This problem is easily overcome and should not detract from the usefulness of the oven. The Sunstove, at 20-\$25, is more affordable than most solar ovens being manufactured for low income families in developing countries.

## References

<sup>1</sup>S.C. Mullick, T.C. Kandpal and A.K. Saxena, *Thermal Test Procedure for Box-Type Solar Cookers*, Solar Energy, Vol. 39, No.4, pp353-360, 1987

<sup>2</sup>European Committee for Solar Cooking Research (ECSCR), *Solar Cooker Test Procedure*, Version 2, November 1993

**Intentionally Left Blank**

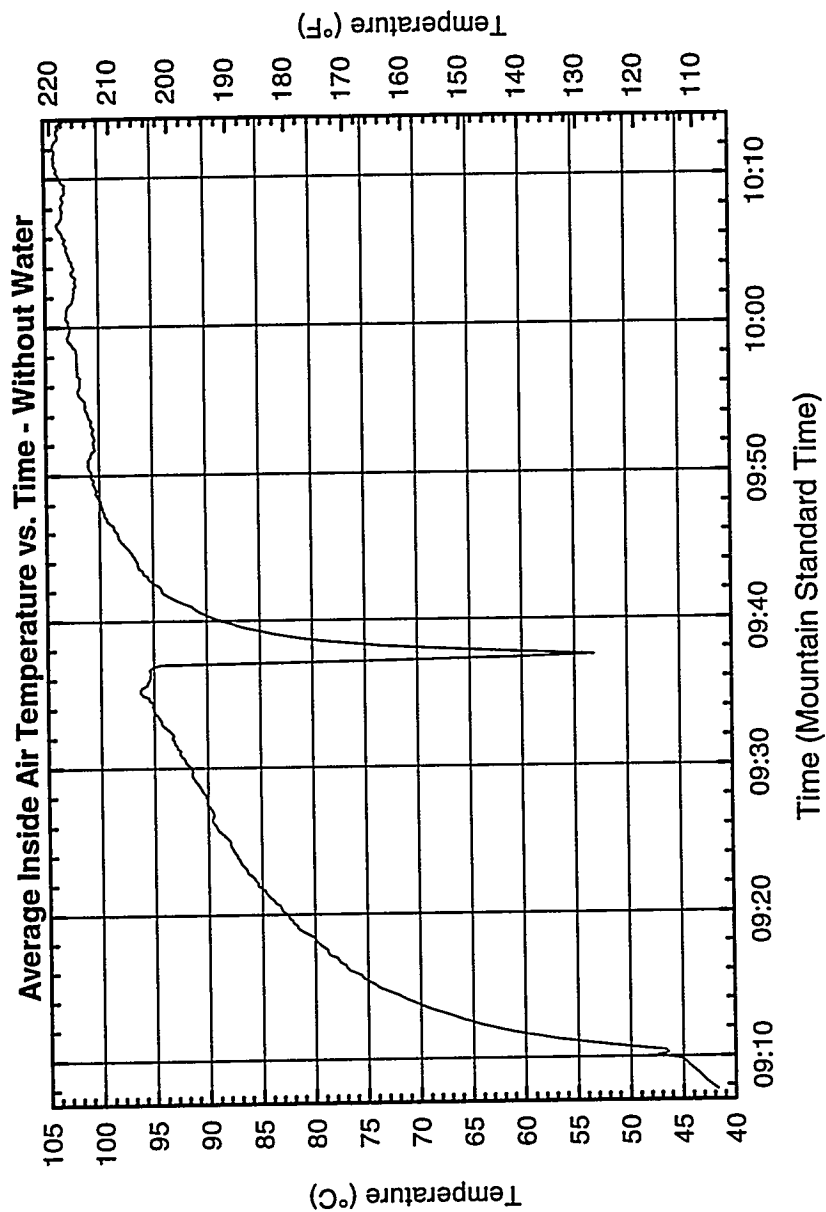


Figure 1: Ave. air temperature vs. time showing heat-up rates without water. The average of all five thermocouples is shown. Note the break at 9:37. The window, or door, was opened to observe how fast the oven recovers when opened during cooking.




Figure 2: Photograph of the Sunstove heating two liters of water in a pan. This also shows the extra insulation that was added in an attempt to reduce heat losses.

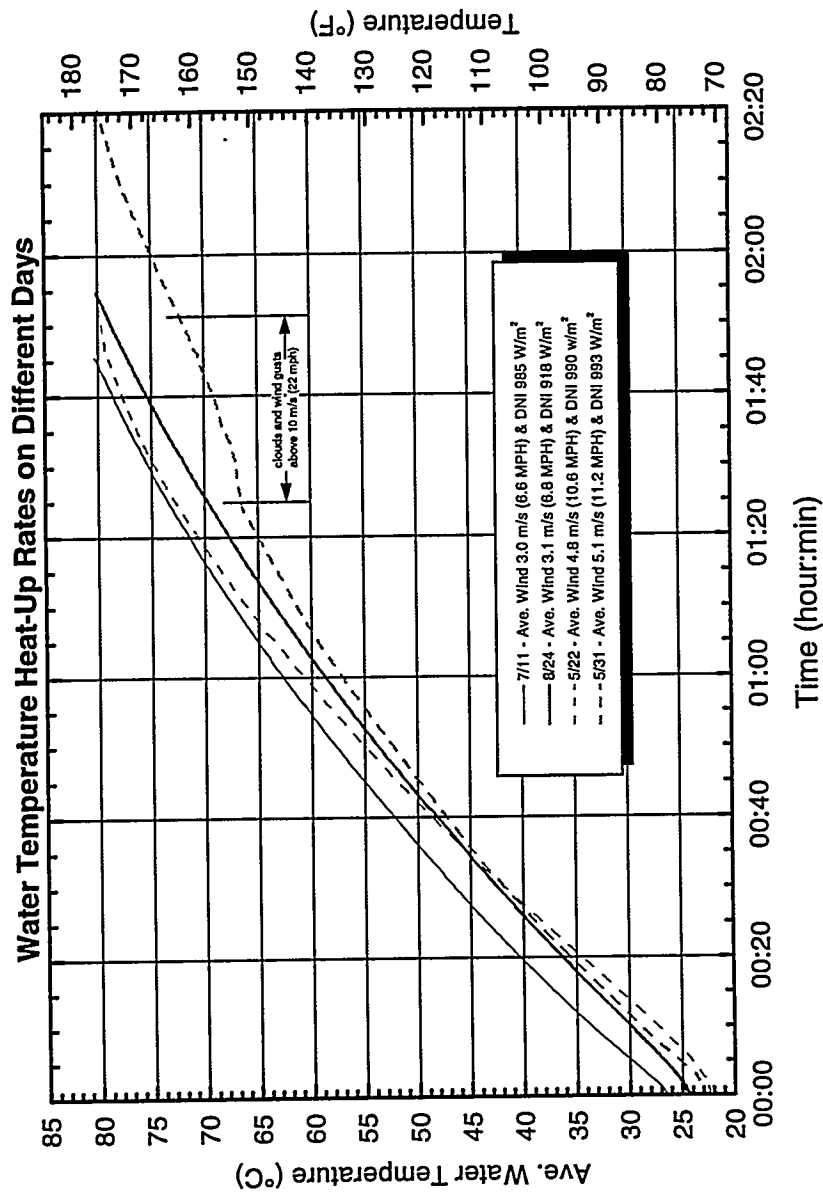


Figure 3: Ave. water temperature vs. time heating two liters of water. Notice the effects of wind on the temperature on 5/31.

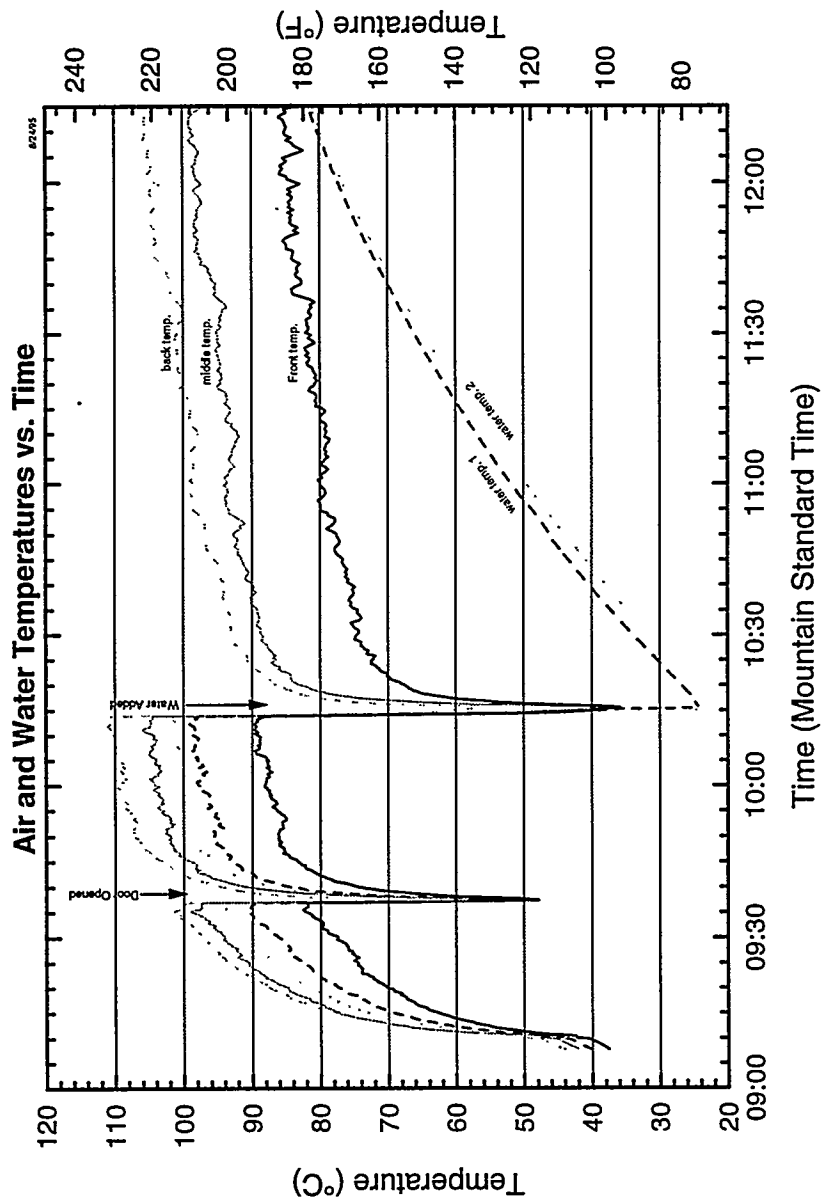


Figure 4: Air and water temperature distribution inside the oven during a typical test.

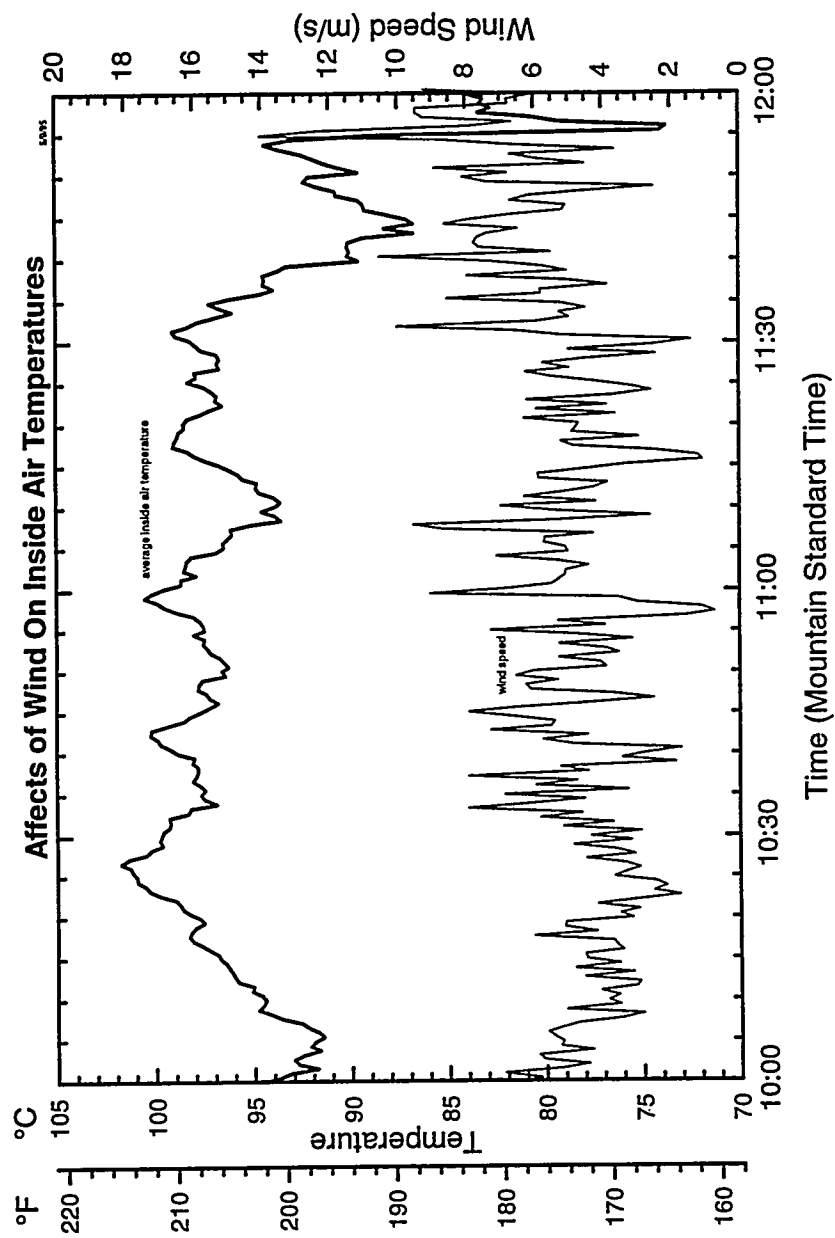


Figure 5: Temperature and wind speed vs. time. This shows the effect of wind on the inside temperatures of the solar oven.



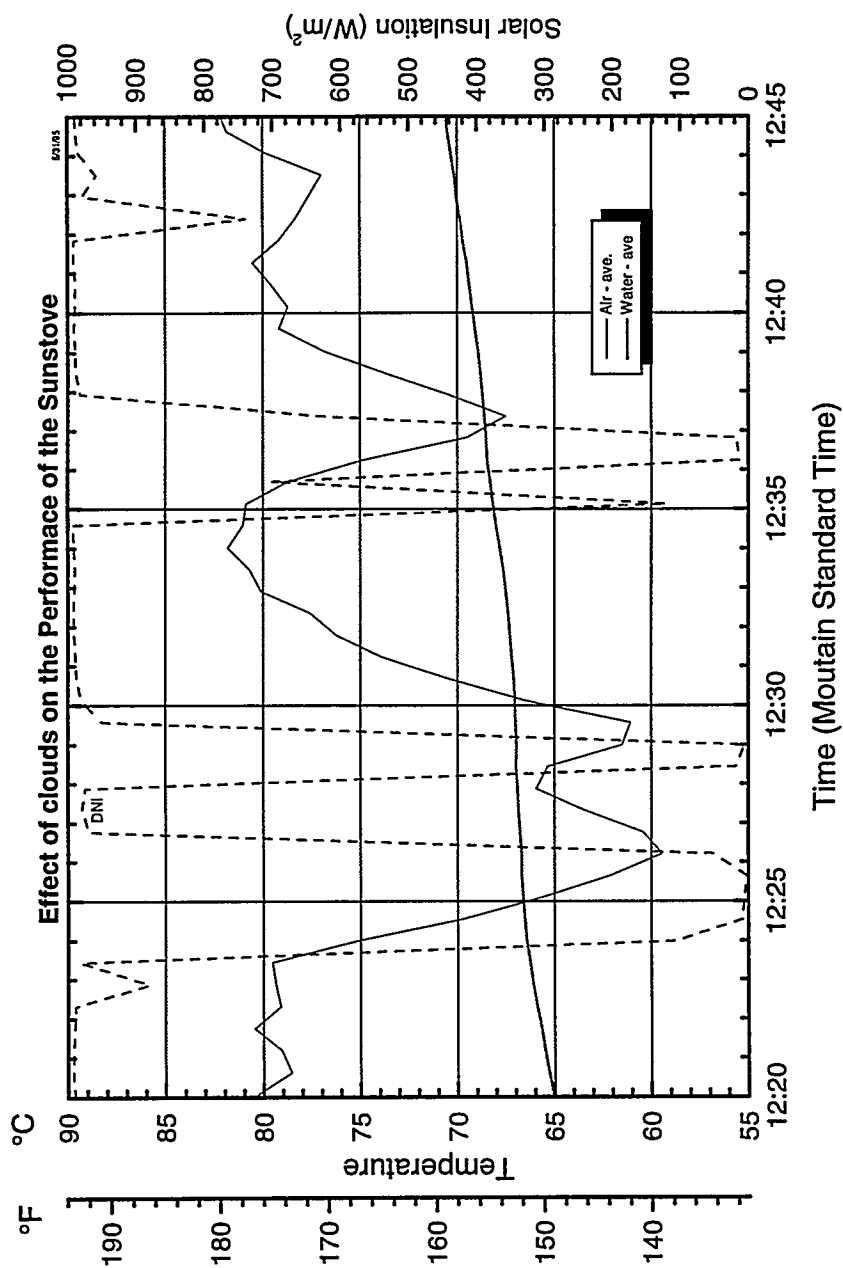


Figure 6: Average air temperature and Direct Normal Insolation (DNI) vs. time showing the effect of clouds on the performance of the solar oven.

**Intentionally Left Blank**

**Distribution:**

A.S.E. Americas, Inc.  
Steven T. Slavsky  
4 Suburban Park Drive  
Billerica, MA 01821-3980

AAA Solar Service and Supply, Inc.  
Chuck Marken  
2021 Zearing Avenue, NW  
Albuquerque, NM 87104

Agua y Energia Electrica  
Grupo - Fuentes Alternas  
Sociedad Del Estado  
Gabato 3713  
1826 Remedios de Escalada  
Buenos Aires, ARGENTINA

All Indian Pueblo Council  
Tim Jeffrey Chavez  
Pueblo Office of Environmental Protection  
3939 San Pedro N.E., Suite B  
Post Office Box 3256  
Albuquerque, NM 87190

All Indian Pueblo Council  
Mark Thompson  
Pueblo Office of Environmental Protection  
Post Office Box 3256  
Albuquerque, NM 87190

Alliance to Save Energy  
Malcolm Verdict  
1725 K Street NW, Suite 509  
Washington, DC 20006

American Solar Energy Society  
Larry Sherwood  
2400 Central Avenue, Suite G-1  
Boulder, CO 80301

Arizona State University  
Byard D. Wood, Ph.D., P.E.  
College of Engineering & Applied Sciences  
Tempe, AZ 87287-5806

Bright Ideas Cooperative  
Peter Clay  
3090 King Street  
Berkeley, CA 94703

Burns-Milwaukee, Inc.  
Thomas J. Burns  
4010 West Douglas Avenue  
Milwaukee, WI 53209 (5)

California Energy Commission  
Promod Kulkarni  
Energy Technology Development Div. R&D  
Office  
1516 9th Street  
MS-43  
Sacramento, CA 95814-5512

CDESON  
Jorge Villaescusa Celaya  
Reyes y Aguascalientes (Esq)  
Col. San Benito  
Hermosillo Sonora, 83190  
SONORA

Centro Investigaciones Energeticas  
J.M. Figarola  
Medioambientales y Tecnologicas  
Instituto de Energias Renovables  
Avda. Complutense, 22  
28040 Madrid,  
SPAIN

CIEMAT - Madrid  
Manuel Macias Miranda  
Instituto de Energias Renovables  
Avda. Complutense, 22  
E-28040 Madrid  
SPAIN

Citizens Conservation Corp.  
Steve Morgan  
530 Atlantic Avenue  
Boston, MA 02210

Col. Universidad  
Ing. Rafael Cabanillas  
Enrique B. Michel #11  
Hermosillo, SONORA,  
MEXICO

Commonwealth of the Northern Mariana  
Islands  
Juan M. Babauta  
2121 R Street, N.W.  
Washington, DC 20008

Conservation and Renewable Energy  
System  
Ben Wolff  
6918 N.E. Fourth Plain Blvd., Suite B  
Vancouver, WA 98661

Consortium/Energy Efficiency  
Lawrence Alexander  
303 Congress Street, Suite 600  
Boston, MA 02210

Council of Great Lakes Govs  
Frederic Kuzel  
35 E. Wacker, Suite 1850  
Chicago, IL 60601

County of Hawaii  
Steve Burns  
Dept. of Research and Development  
25 Aupuni Street  
Hilo, HI 96720

County of Maui-Energy Division  
Kalvin Kobayashi  
250 S. High Street  
Wailuku, HI 96793

Dept. of Business, Economic Dev. &  
Tourism  
Maurice H. Kaya  
Energy Program Administrator  
335 Merchant Street, Room 110  
Honolulu, HI 96813

Direccion Sectorial de Energia  
Apartado 126/2021  
San Francisco, Guadalupe  
San Jose, COSTA RICA

Diseno Solar y Arquitectura Bioclimatica  
Everardo Hernandez  
A-P 69-738  
D.F. C.P. 04460,  
MEXICO

Division of Energy and Intergovernmental  
Affairs  
Nathaniel Robinson  
101 South Webster, 6th Floor  
P.O. Box 7868  
Madison, WI 53707

Ecotecture  
Jasper O. Hardesty, AIA  
803 Loma Linda SE  
Albuquerque, NM 87108

ECOTOPE  
David R. Baylon  
Energy Efficient Solutions  
2812 E. Madison  
Seattle, WA 98112

Energy Foundation  
Bill Keepin  
75 Federal Street  
San Francisco, CA 94107

Environmental Technology & Education  
Center (ETEC)  
Jon Nimitz, Ph.D.  
3300 Mountain Road NE  
Albuquerque, NM 87106-1920

Federal Conservation & Renewable Energy  
Referral Service  
P.O. Box 8900  
Silver Spring, MD 20907

Florida Solar Energy Center  
Library  
300 State Road, Suite 401  
Cape Canaveral, FL 32920-4099

Guam Energy Office  
Jennifer Sgambelluri  
P.O. Box 2950  
Agana, 96910  
GUAM

Hawaii Energy Extension Service  
Andrea Beck  
Dept. of Business & Economic Development  
Hawaii Business Center  
99 Aupuni Street #214  
Hilo, HI 96720

Indo-American Credit Corporation Ltd.  
Amit N. Shsh  
Regd. Office: Iol House, Near Swati  
Apartment, Opp. Central Bank Lane  
Ambawaki Bazar  
Ambawadi, Ahmedabad  
(Guj.) -380 006, INDIA

Industrial Credit & Investment Corp. of  
India, LTD.  
P. H. Vaidya  
169, Backbay Reclamation  
Road No. 3  
Bombay 400 020,  
INDIA

Molokai Ranch  
David Nakamura  
Four Waterfront Plaza  
Suite 400, Box 96  
500 Ala Moana Boulevard  
Honolulu, HI 96813

National Renewable Energy Laboratory  
Russ Hewett  
1617 Cole Blvd.  
Branch 4710/122  
Golden, CO 80401-3393

Nature Conservancy  
Will Murray  
1815 N. Lynn Street  
Arlington, VA 22209

New & Renewable Energy Authority  
Adel Tawfik Soliman, Ph.D.  
P.O. Box 39 El-Souk El-Togary  
Maadi 11693 Cairo,  
EGYPT

New Mexico Home Builders Association  
Jack Milarch  
5931 Office Boulevard NE  
Albuquerque, NM 87109

New Mexico State University  
Steve Durand  
Southwest Technology Development Inst.  
Box 30001, Dept. 3 SOL  
Las Cruces, NM 88003-0001

Office of Intergovernmental Affairs  
Shirley R. Dykshoorn  
State Capitol, 14th Floor  
600 East Boulevard Avenue  
Bismarck, ND 58505

Palau Energy Office  
Gregorio Decherong  
P.O. Box 100  
Koror, 96940  
REPUBLIC OF PALAU

Renewable Energy Training Institute  
Jeffrey S. Ross  
122 C St. NW, Suite 520  
Washington, DC 20001

Solar Energy Industries Association  
Scott Sklar  
122 C Street., NW  
4th Floor  
Washington, DC 20001-2109

Solar Uno  
Ellis Perez  
Ave. Sarasota No. 54, Apto. 102  
Santo Domingo,  
DOMINICAN REPUBLIC

State of Hawaii  
David A. Rezachek, Ph.D., P.E.  
Dept. of Business and Economic  
Development  
335 Merchant Street, Room 110  
Honolulu, HI 96813

The Solar Letter  
Allan L. Frank  
9124 Bradford Road  
Silver Spring, MD 20901-4918

The World Bank  
Ernesto N. Terrado  
1818 H Street, N.W.  
Washington, DC 20433

U.S. Department of Energy  
Frank (Tex) Wilkins  
Office of Industrial Technologies  
Forrestal Building, MS EE-11, Room 5F-035  
1000 Independence Avenue, SW  
Washington, DC 20585

U.S./ECRE  
Renewable Energy Training Institute  
P.O. Box 10095  
Arlington, VA 22210-9998

Union of Concerned Scientists  
Donald Aitken  
20100 Skyline Boulevard  
Woodside, CA 94062

Winrock International  
Chris Rovero  
1611 N. Kent St.  
Arlington, VA 22209

Richard Warham  
3628 W. Pierce St.  
Milwaukee, WI 53215 (30)

MS 0704 Elizabeth Richards, 6201 (10)  
MS 0703 Timothy A. Moss, 6216 (40)  
MS 9018 Central Technical Files, 8940-2  
MS 0899 Technical Library, 4414 (5)  
MS 0619 Review & Approval Desk, 12690  
For DOE/OSTI