Y/TS-1180/R1

MARTIN MARIETTA

STORM WATER POLLUTION PREVENTION PLAN FOR THE OAK RIDGE Y-12 PLANT

Prepared by the
Water Compliance Program Section
of the
Environmental Management Department
Health, Safety, Environment, and Accountability
Organization

September 1995

MASTER

Prepared for the
Oak Ridge Y-12 Plant
Oak Ridge, Tennessee 37831
managed by
LOCKHEED MARTIN ENERGY SYSTEMS, INC.
for the
U.S. DEPARTMENT OF ENERGY
under contract
DE-AC05-84OR21400

MANAGED BY
MARTIN MARIETTA ENERGY SYSTEMS, INC.
FOR THE UNITED STATES
DEPARTMENT OF ENERGY

Y/TS-1180/R1

STORM WATER POLLUTION PREVENTION PLAN FOR THE OAK RIDGE Y-12 PLANT

September 1995

Prepared by the
Water Compliance Program Section
of the
Environmental Management Department
Health, Safety, Environment, and Accountability Organization

Prepared for the
Oak Ridge Y-12 Plant
Oak Ridge, Tennessee 37831
managed by
LOCKHEED MARTIN ENERGY SYSTEMS, INC.
for the
U.S. DEPARTMENT OF ENERGY
under contract
DE-AC05-84OR21400

Leonard O. Vaughan 12-4-95

Y-12 STORM WATER POLLUTION PREVENTION PLAN (SWP3)

Table of Contents

List of Appendices

List of Tables

List of Acronyms

AGSP	Above Ground Storage Pads Facility
ARAP	Aquatic Resources Alteration Permit
BCBG	Bear Creek Burial Grounds
BMAP	Biological Monitoring and Abatement Program
BMP	Best Management Practices
BOD	Biochemical Oxygen Demand
CERCLA	Comprehensive Environmental Response, Compensation, and Liability Act
CFR	Code of Federal Regulations
COD	Chemical Oxygen Demand
CWA	Clean Water Act
CWSA	Containerized Waste Storage Area
DARA	Disposal Area Remedial Action
DOE	U. S. Department of Energy
EFK	East Fork Kilometer
EFPC	East Fork Poplar Creek
EMD	Environmental Management Department
EO	Environmental Officer
EPA	Environmental Protection Agency
ER	Environmental Restoration
ET&I	Equipment Testing and Inspection
ICP	Inductively-Coupled Plasma
LSF	Liquid Storage Facility
MBAS	Methylene Blue Activated Substances
MKF	MK-Ferguson
NOI	Notice of Intent
NPDES	National Pollutant Discharge Elimination System
ORNL	Oak Ridge National Laboratory
PCB	Polychlorinated Biphenyls
PSS	Plant Shift Superintendent
RCRA	Resource Conservation and Recovery Act
SPCC	Spill Prevention, Control, and Countermeasures
SWMU	Solid Waste Management Unit
SWCP	Storm Water Control Plan
SWP3	Storm Water Pollution Prevention Plan
TDEC	Tennessee Department of Environment and Conservation
TRE	Toxicity Reduction Evaluation
TSCA	Toxic Substances Control Act
TSS	Total Suspended Solids
WCS	Water Compliance Section
WTLO	Waste Transportation and Landfill Operations

SECTION 1

INTRODUCTION OF Y-12 PLANT STORM WATER AND GENERAL INFORMATION

1.1 Purpose and Requirement for a Storm Water Pollution Prevention Plan

The Environmental Protection Agency (EPA) published the final storm water regulation on November 16, 1990. The storm water regulation is included in the National Pollutant Discharge Elimination System (NPDES) regulations. It deals with permit application requirements for certain storm water discharges such as municipal separate storm water sewers serving populations of 100,000 or greater or industrial activity. Storm water discharge associated with industrial activity is defined as discharge from any conveyance which is used for collecting and conveying storm water which is directly related to manufacturing, processing, or raw material storage areas located at an industrial plant. Quantitative testing data was required for these discharges to characterize the pollutants of concern. The Y-12 Plant submitted a storm water permit application to the Tennessee Department of Environment and Conservation (TDEC) in October 1992 to satisfy the regulatory requirement that all industries with the potential to impact storm water quality submit storm water permit applications by October 1992. An NPDES permit was issued for the Y-12 Plant on April 28, 1995, and was effective on July 1, 1995. The permit requires that a Storm Water Pollution Prevention Plan (SWP3) be developed by December 28, 1995, and be fully implemented by July 1, 1996; this plan has been developed to fulfill that requirement. The outfalls and monitoring points described in this plan contain storm water discharges associated with industrial activities as defined in the NPDES regulations.

For storm water discharges associated with industrial activity, including storm water discharges associated with construction activity, that are not specifically monitored or limited in this permit, Y-12 Plant personnel will meet conditions of the General Storm Water Rule 1200-4-10. A Notice of Intent to comply with general storm water requirements will be sent to the TDEC, Division of Water Pollution Control, if outfalls that are not specifically listed in this permit are planned.

This document presents the programs and physical controls that are in place to achieve the following objectives:

- ensure compliance with Section 1200-4-10-.04(5) of the TDEC Water Quality Control Regulations and Part IV of the Y-12 Plant NPDES Permit (TN0002968),
- provide operating personnel with guidance relevant to storm water pollution prevention and control requirements for their facility and/or project, and
- prevent or reduce pollutant discharge to the environment, in accordance with the Clean Water Act (CWA) and the Tennessee Water Quality Control Act.

Section 1.2 of this document provides background information necessary for an understanding of the physical layout of the Y-12 Plant site. Section 1.3 contains a description of the surface waters receiving storm water runoff from the Y-12 Plant and its related operations/activities.

Section 2 describes in detail the storm water pollution controls (physical and programmatic) that are in place to prevent and/or reduce pollutants from entering storm water associated with the Y-12 Plant.

Section 3 describes pollutant sources that could potentially contact storm water. These sources include parking lots; roofs; historical spill sites; areas where significant materials are or have been treated, stored, or disposed of; and the plant salvage yard.

Section 4 provides a detailed look at each storm water monitoring location. Tables 1.1 and 1.2 provide a listing and brief description of these monitoring sites. The information includes narrative descriptions of the area drained by the outfall, potential pollutant sources in that area, and the storm water controls specific to the area drained by the outfall. Analytical data obtained from sampling storm water discharges from each outfall or monitoring point in Categories I, II, III, and four other outfalls is presented in Appendix A.

Section 5 presents the monitoring plan for each storm water outfall and/or monitoring point. This section includes information related to the parameters that will be monitored at each point, the frequency that the point will be sampled, and which storm events will be considered as meeting the requirements for a storm water characterization.

Section 6 details the implementation plan of the SWP3, which includes the training program that will be implemented to ensure appropriate personnel receive the necessary training to successfully implement this SWP3.

A copy of this SWP3 will be submitted to TDEC, Division of Water Pollution Control, personnel within ten working days of the request. This plan will be available on site at Building 9116 and will be maintained by personnel of the Water Compliance Section (WCS) of the Environmental Management Department (EMD).

1.2 History/Mission of the Y-12 Plant

The Oak Ridge Y-12 Plant was originally constructed in 1943 by the U.S. Army Corps of Engineers as a part of the classified Manhattan Project. The plant was one of three constructed in the Oak Ridge area, the other two being the Oak Ridge National Laboratory (ORNL) and the K-25 Site.

The original mission of the Y-12 Plant was to separate fissionable isotopes of uranium by the electromagnetic process. It has progressed from this single mission to become a highly sophisticated weapons component manufacturing and development engineering organization. Since 1984, it has been managed by Lockheed Martin Energy Systems, Inc., under contract with the U.S. Department of Energy (DOE).

The primary mission of the Oak Ridge Y-12 Plant is to serve as a key manufacturing technology center for the development and demonstration of unique materials, components, and services of importance to the DOE and the nation. This is accomplished through reclamation and storage of nuclear materials, manufacture of nuclear materials, manufacture of components for the nation's defense capabilities, support to national security programs, and services provided to other customers as approved by DOE.

The Y-12 Plant goal is to be innovative, responsive, and responsible to its personnel, the community, and customers. It is considered a leader in worker health and safety, environmental protection, and stewardship of our national resources.

Activities conducted to accomplish this mission include:

- weapons dismantlement and storage,
- enriched uranium material warehousing and management,
- nuclear weapons process technology and development support,
- management/landlord activities including renovating standby or shutdown facilities by decontamination and decommissioning,

TABLE 1.1

STORM WATER OUTFALLS FOR THE OAK RIDGE Y-12 PLANT

EAST FORK POPLAR CREEK

Outfall	Category	Size/Description	Latitude	Longitude
002	III	48-in. RCP	N 35°59'46"	W 84°14'27"
003	I	CT	N 35°59'44"	W 84°14'23"
004	II	54-in. CMP	N 35°59'39"	W 84°14'21"
006	I	24-in. CMP	N 35°59'33"	W 84°14'18"
007	I	24-in. RCP	N 35°59'36"	W 84°14'15"
008	I	36-in. RCP	N 35°59'30"	W 84°14'13"
009	I	14-in. CS	N 35°59'27"	W 84°14'25"
010	II	24-in. RCP	N 35°59'25"	W 84°14'31"
011	I	16-in. RCP	N 35°59'25"	W 84°14'29"
014	II	36-in. RCP	N 35°59'23"	W 84°14'33"
015	I	6-in. CS	N 35°59'23"	W 84°14'35"
016	II	48-in. RCP	N 35°59'22"	W 84°14'34"
017	Special Interest	16-in. RCP	N 35°59'21"	W 84°14'56"
018	I	12-in. CMP	N 35°59'21"	W 84°14'37"
019	II	15-in. RCP	N 35°59'19"	W 84°14'40"
020	II	24-in. RCP	N 35°59'18"	W 84°14'45"
021	Special Interest	48-in. RCP	N 35°59'18"	W 84°14'44"
033	I	36-in. TC	N 35°59'16"	W 84°14'49"
034	III	15-in. VC	N 35°59'15"	W 84°15'00"
041	II	15-in. RCP	N 35°59'16"	W 84°14'51"
042	III	16-in. VC	N 35°59'16"	W 84°14'53"
044	II	12-in. C	N 35°59'16"	W 84°14'53"
045	I	15-in. C	N 35°59'16"	W 84°14'53"
046	I	6-in. TC	N 35°59'15"	W 84°15'00"

C = Concrete Pipe; CMP = Corrugated Metal Pipe; CI = Cast Iron; CS = Carbon Steel; CT = Concrete Trench; RCP = Reinforced Concrete Pipe; ST = Steel Pipe; TC = Terra-Cotta Tile; VC = Vitrified Clay Tile

TABLE 1.1

STORM WATER OUTFALLS FOR THE OAK RIDGE Y-12 PLANT

EAST FORK POPLAR CREEK

Outfall	Category	Size/Description	Latitude	Longitude
047	III	24-in. RCP	N 35°59'18"	W 84°15'05"
048	III	24-in. RCP	N 35°59'18"	W 84°15'05"
054	III	12-in. VC	N 35°59'15"	W 84°14'56"
057	II	10-in. ST	N 35°59'14"	W 84°14'58"
058	I	36-in. TC	N 35°59'14"	W 84°14'58"
062	I	18-in. RCP	N 35°59'13"	W 84°15'10"
063	II	12-in. RCP	N 35°59'13"	W 84°15'01"
064	II	12-in. RCP	N 35°58'13"	W 84°15'10"
067	II	24-in. RCP	N 35°59'12"	W 84°15'04"
071	III	12-in. CI	N 35°59'11"	W 84°15'05"
083	II	15-in. VC	N 35°59'11"	W 84°15'06"
086	I	18-in. CI	N 35°59'10"	W 84°15'06"
087	I	36-in. VC	N 35°59'10"	W 84°15'06"
088	II	10-in. CI	N 35°59'10"	W 84°15'07"
098	I	6-in. C	N 35°59'09"	W 84°15'08"
099	II	12-in. CI	N 35°59'95"	W 84°15'09"
109	III	54-in. RCP	N 35°59'09"	W 84°15'09"
110	I	15-in. RCP	N 35°59'09"	W 84°15'11"
113	III	18-in. RCP	N 35°59'07"	W 84°15'14"
114	III	18-in. RCP	N 35°59'06"	W 84°15'17"
125	III	22-in. CS	N 35°59'05"	W 84°15'18"
126	II	18-in. RCP	N 35°59'14"	W 84°14'57"
134	I	24-in. CS	N 35°59'04"	W 84°15'22"
135	Special Interest	36-in. RCP	N 35°59'03"	W 84°15'21"

C = Concrete Pipe; CMP = Corrugated Metal Pipe; CI = Cast Iron; CS = Carbon Steel; CT = Concrete Trench; RCP = Reinforced Concrete Pipe; ST = Steel Pipe; TC = Terra-Cotta Tile; VC = Vitrified Clay Tile

TABLE 1.1

STORM WATER OUTFALLS
FOR THE OAK RIDGE Y-12 PLANT

EAST FORK POPLAR CREEK

Outfall	Category	Size/Description	Latitude	Longitude
200	Special Interest	76-in. RCP	N 35°59'03"	W 84°15'22"
213	I	6-in. VC	N 35°59'13"	W 84°15'01"

C = Concrete Pipe; CMP = Corrugated Metal Pipe; CI = Cast Iron; CS = Carbon Steel; CT = Concrete Trench; RCP = Reinforced Concrete Pipe; ST = Steel Pipe; TC = Terra-Cotta Tile; VC = Vitrified Clay Tile

TABLE 1.2

STORM WATER OUTFALLS AND MONITORING POINTS FOR THE OAK RIDGE Y-12 PLANT

BEAR CREEK AND CLINCH RIVER TRIBUTARIES

Monitoring Point	Category	Size/Description	Drainage Area	Latitude	Longitude
S01	I	36-in. RCP	S-3 Parking Lot	N 35°58'41"	W 84°16'19"
S02	II	48-in. CMP	Headwaters to BC	N 35°58'29"	W 84°16'32"
S03	I	18-in. RCP	Building 9624 Area	N 35°58'29"	W 84°16'32"
S04	I	18-in. RCP	OD-9 Area	N 35°58'29"	W 84°16'32"
S05	III	In-stream Point	Tributary 1	N 35°58'29"	W 84°16'36"
S06	I	In-stream Point	Bear Creek		
S07	I	In-stream Point	Tributary 2	N 35°58'21"	W 84°16'48"
S08	II	In-stream Point	Tributary 3		
S09	I	In-stream Point	Tributary 4	N 35°58'04"	W 84°17'12"
S10	II	In-stream Point	Tributary 5	N 35°57'56"	W 84°17'25"
S11	II	In-stream Point	Tributary 6	N 35°57'50"	W 84°17'37"
S12	II	24-in. CI	Riprap Channel	N 35°57'45"	W 84°17'48"
S13	II	In-stream Point	Tributary 7	N 35°57'43"	W 84°17'50"
S14	III	In-stream Point	Tributary 8	N 35°57'29"	W 84°18'02"
S15	I	Sedimentation Basin	West Borrow Area	N 35°56'21"	W 84°19'15"
S16	I	Sedimentation Basin	East Borrow Area	N 35°59'21"	W 84°13'58"
S17	II	In-stream Point	Kerr Hollow Quarry	N 35°58'47"	W 84°13'52"
S18	I	In-stream Point	Sludge Application Area	N 35°58'44"	W 84°14'14"
S19	II	24-in. CI	Rogers Quarry	N 35°58'07"	W 84°14'56"
S20	II	48-in. CMP	Building 9213	N 35°58'24"	W 84°14'56"
S21	II	Sedimentation Basin	Landfill II	N 35°58'07"	W 84°15'42"
S22	II	Sedimentation Basin	Landfill IV	N 35°58'23"	W 84°16'13"

CMP = Corrugated Metal Pipe; CI = Cast Iron; RCP = Reinforced Concrete Pipe

TABLE 1.2

STORM WATER OUTFALLS AND MONITORING POINTS FOR THE OAK RIDGE Y-12 PLANT

BEAR CREEK AND CLINCH RIVER TRIBUTARIES

Monitoring Point	Category	Size/Description	Drainage Area	Latitude	Longitude
S24	II	In-stream Point	Bear Creek	N 35°57'28"	W 84°18'03"
S25	II	Sedimentation Basin	Landfill VI	N 35°58'11"	W 84°16'06"
S26	II	Sedimentation Basin	Landfill V (West)	N 35°58'49"	W 84°15'05"
S27	II	Sedimentation Basin	Landfill V (East)	N 35°58'60"	W 84°14'41"
S28	II	Sedimentation Basin	Landfill VII (North)	N 35°58'60"	W 84°14'41"
S29	II	Sedimentation Basin	Landfill VII (South)	Future	Future

CMP = Corrugated Metal Pipe; CI = Cast Iron; RCP = Reinforced Concrete Pipe

- providing capabilities and technologies not found in the private sector to DOE-approved tasks,
- transferring technology developed at DOE facilities to enhance the nation's industrial competitive edge in worldwide markets,
- maintaining and supporting the National Security Program Office for DOE, and
- providing support to other government agencies.

The Y-12 Plant lies in the Valley and Ridge physiographic province of East Tennessee. This province is characterized by alternating northeast-southwest trending ridges and valleys formed by severely folded and faulted sedimentary and metamorphic rock. It is bounded by the Cumberland Plateau province (3,000+ ft above mean sea level) 10 miles to the northwest of the Y-12 Plant and by the Blue Ridge province (6,000+ ft above mean sea level) 70 miles to the southeast of the plant.

The Y-12 Plant, ORNL, and the K-25 Site are situated on portions of a 37,000-acre federal reservation in the Clinch River drainage basin. Located 3 miles from the population center of the city of Oak Ridge, the main Y-12 Plant site occupies an area of 811 acres in the eastern end of Bear Creek Valley and at the headwaters of the East Fork Poplar Creek (EFPC). Approximately 600 of these acres are enclosed by perimeter security fencing. The main plant site is 2/3 of a mile wide by 3.2 miles long, at elevations of 920 to 1,000 ft above mean sea level. Bear Creek Road, the principal access to the plant site, runs northeast-southwest along its northern perimeter. Scarboro Road marks the eastern boundary of the plant.

The Y-12 Plant site and its environs support a predominantly hardwood (oak-hickory) forest. This forest and numerous cleared areas provide protected homes for a variety of native plants and animals. Parts of the federal reservation are managed as the Oak Ridge National Environmental Research Park.

1.3 Receiving Streams

The Clinch River is the major hydrologic feature of the Y-12 Plant site. Headwaters of the Clinch River are in Tazewell County, Virginia. From the headwaters, the Clinch River flows approximately 350 miles southwest to its confluence with the Tennessee River near Kingston, Tennessee. The northwestern boundary of the basin is formed by the Cumberland Mountains. The southeastern boundary follows Clinch Mountain and Black Oak Ridge. The Oak Ridge area is drained by the Clinch River and some smaller creeks, which are tributaries of the Clinch River. These tributaries include, but are not limited to, White Oak Creek, Poplar Creek, EFPC, and Bear Creek.

The Y-12 Plant discharges various types of wastewater into EFPC, which originates within the plant. Bear Creek also originates within the Y-12 Plant; however, it is mostly affected by storm water runoff and tributaries that drain areas previously remediated or that are undergoing remedial activity. In addition, runoff from waste management areas on the southern slopes of Chestnut Ridge (which borders the south side of the plant) enters the Clinch River through a number of branches including (1) McCoy Branch, which enters and exits Rogers Quarry, an area previously used for the disposal of fly ash and bottom ash from the Y-12 Steam Plant; (2) Walker Branch embayment area, which may receive some runoff from the Y-12 Sanitary Landfill and from ORNL research areas; (3) Kerr Hollow Branch, which feeds and exits the quarry once used for disposal of reactive waste; and (4) Scarboro Creek embayment area, which could receive runoff from other waste management areas on the east end of Chestnut Ridge.

1.3.1 Bear Creek

Bear Creek drains a small portion of the west end of the Y-12 Plant and drains all of the Bear Creek Burial Grounds. Bear Creek flows southwest from the Y-12 Plant through second-growth hardwood forests and late-successional old fields. The headwaters for Bear Creek are near the area known as the S-3 Ponds (now filled in and capped), where the creek flows southwest. The upper reach of EFPC begins near the same area and flows northeast along the south side of the Y-12 Plant.

At White Wing Road (State Route 95), Bear Creek turns northwest for the final 3.2 km of its approximately 12.5 km and converges with EFPC at Kilometer 2.4. Stream width and depth from the Y-12 Plant to the mouth of Bear Creek increase from 0.9 to 4.6 m and 0.1 to 0.9 m, respectively. About 65% of the basin is wooded. The average flow in Bear Creek at White Wing Road is approximately 2.4 MGD. Except for those areas impacted by man, Bear Creek contains a relatively small amount of sediment and is made up of many riffles and pools. However, sediment is a special concern in the Bear Creek watershed due to the presence of Tennessee Dace in the creek. A Best Management Practices (BMP) plan is required for construction projects or other activities that may impact Bear Creek.

1.3.2 East Fork Poplar Creek

The headwaters of EFPC originate on the northwestern slopes of Chestnut Ridge in the vicinity of the Y-12 Plant. Stream flow was controlled until November 1988 by New Hope Pond, now filled in and capped, which was a settling basin of approximately 5 acres on the east side of the Y-12 Plant. The average flow through New Hope Pond was approximately 10 to 15 MGD. The replacement basin, Lake Reality, reportedly has a decreased flow of approximately 2.5 to 4.0 MGD, due to a reduction in plant operations. The lake functions primarily as an emergency spill containment basin with an approximate 8-hr retention time.

Most outfalls from the Y-12 Plant enter EFPC between Lake Reality and the North/South Pipes upstream at Creek Kilometer 25.4. Most of this reach is confined by 2.4-m-high overgrown, riprap stream banks of limestone rock. Stream substrate also consists of limestone rocks with some interspersed gravel. Stream width varies from 1 to 4.6 m within the reach between the North/South Pipes and Lake Reality. Much of the flow in this reach originates from the North/South Pipes, which is approximately 1.2 km above Lake Reality and fed by the Y-12 Plant storm sewer system. The storm sewer system extends west for approximately 2 km above the North/South Pipes.

After leaving the Y-12 Plant area, EFPC flows northwest through densely forested secondary-growth hardwoods, although small portions of it flow through urban areas of Oak Ridge where no forest canopy is present. Unlike Bear Creek, it is a sediment-rich stream. The predominant substrate is 2.5- to 10.2-cm rocks. Stream width varies from 3 to 7.7 m. Average stream gradient is about 4 m/km. After approximately 25 km, EFPC enters Poplar Creek, which ultimately flows into the Clinch River. The EFPC is impacted by urban runoff from the city of Oak Ridge for approximately 12 km after it leaves Lake Reality, and the city of Oak Ridge Sewage Treatment Plant discharges into EFPC at River Mile 7.5.

1.3.3 McCoy Branch

McCoy Branch feeds into and drains Rogers Quarry. The headwaters to McCoy Branch begin near the top of Chestnut Ridge, just south of the Y-12 Plant. A dam was constructed at the headwaters of McCoy Branch to create a pond for settling ash once sluiced over Chestnut Ridge from the Y-12 Steam Plant. As a directive from TDEC, ash could no longer be sluiced directly to McCoy Branch. Under a temporary arrangement

approved by TDEC, a pipeline was constructed to carry sluiced coal ash directly to Rogers Quarry. A dry ash handling system and a bottom ash handling facility have been constructed to process ash, and Rogers Quarry no longer receives any process discharges from the Y-12 Plant.

The lower reach of McCoy Branch converges with the Clinch River in a recreational area frequently used for swimming and fishing (e.g., Clark Center Recreational Park). In addition, the drinking water supply used at the park is withdrawn from Melton Hill reservoir within the McCoy Branch embayment.

Rogers Quarry and McCoy Branch were impacted by Y-12 Plant activities due to coal ash disposal practices. The reach below Rogers Quarry is quite short before it enters the embayment area (1/3 km). This stretch of the stream was also impacted by Y-12 Plant activities and, as a result, is sediment rich. Disposal practices have been discontinued at Rogers Quarry, and an abundance of fish and aquatic life are present.

1.3.4 Clinch River

The Clinch River drains an area of 2,857,415 acres and is the source of most of the potable water used in Oak Ridge. Supplies are drawn for DOE facilities, Clinton, Oak Ridge, and surrounding communities from the Clinch River. Water pumped by the Oak Ridge pumping station is delivered to ORNL, the Y-12 Plant, and the city of Oak Ridge. Treated wastewater is returned to the Clinch River from ORNL via White Oak Creek, from the Y-12 Plant via EFPC, and from the city of Oak Ridge via EFPC. Domestic wastewater (i.e., sanitary sewage) generated at the Y-12 Plant is discharged to the city of Oak Ridge Sewage Treatment Plant and undergoes treatment prior to being discharged to the EFPC at Creek Kilometer 13.4.

The Clinch River is a highly turbid, hard water system. The flow in the river is controlled through dam releases at Norris, Melton Hill, and Watts Bar reservoirs. Water supplies are taken from Melton Hill reservoir. Releases via Bear Creek and EFPC enter the Clinch River in the upper reaches of Watts Bar reservoir (i.e., below Melton Hill Dam). The 3-consecutive-day average, minimum flow rate expected to recur once every 20 years (3Q20) of the Clinch River has been calculated to be 96.3 MGD near its confluence with Poplar Creek. Norris, Melton Hill, and Watts Bar reservoirs are used extensively for recreation (e.g., fishing, boating, and swimming).

1.3.5 Quarries

Rogers Quarry is approximately 11.5 acres and was used as a settling basin for fly ash and bottom ash from the steam plant. Fly ash and bottom ash disposal has been discontinued from this quarry. Rogers Quarry regularly discharges to McCoy Branch, which enters the Clinch River at River Mile 41. Kerr Hollow Quarry is approximately 1.7 acres and was used for disposal of reactive wastes. Disposal was discontinued, and remediation activities have been completed. Rogers and Kerr Hollow Quarries are currently inactive.

1.3.6 Other Unnamed Tributaries

Several other unnamed tributaries on the south side of Chestnut Ridge are impacted by Y-12 Plant activities, including:

- unnamed tributary to Walker Branch at River Mile 0.6,
- unnamed tributary to McCoy Branch at River Mile 0.8,

- unnamed Tributary 1 to Scarboro Creek at River Mile 0.7, and
- unnamed Tributary 2 to unnamed Tributary 1 at River Mile 0.5.

The unnamed tributary to Walker Branch and the unnamed tributary to McCoy Branch could be impacted by the Y-12 Centralized Sanitary Landfill II. In addition, the unnamed tributary to McCoy Branch could be impacted by past operations at the Criticality Lab Building 9213, which is now inactive. No known disposal operations or other activities could have impacted the unnamed tributary 1 to Scarboro Creek. However, this tributary is fed by unnamed tributary 2, which may be impacted by Kerr Hollow Quarry and Chestnut Ridge Sediment Disposal Basin; both are past disposal sites which are now closed.

1.4 Security

The Oak Ridge Y-12 Plant is a DOE facility that produces and handles special nuclear materials. It is a fully secure facility surrounded by a barbed wire-topped chain-linked fence 8 ft in height. A large security force and centralized security operations oversee the entire plant. The facility is continuously manned 24 hr/day, 7 day/wk by armed guards from the Y-12 Plant Security Department. The perimeter of the facility is patrolled at intervals day and night via a system of patrol roads.

Most gates for pedestrian and vehicular access are manned by armed guards, and only authorized personnel are admitted. All individuals entering the Y-12 Plant must be authorized by the Y-12 Plant Security Department. These security procedures and equipment prevent accidental or intentional entry.

SECTION 2

STORM WATER CONTROLS (PROGRAMMATIC AND PHYSICAL)

2.1 Best Management Practices (BMPs)

Best Management Practices apply to all water discharges, including storm water, and provide for overall protection of surface waters as required by Title 40, *Code of Federal Regulations* (CFR), Part 125, Subpart K (Criteria and Standards for Best Management Practices authorized Under Section 304(e) of the CWA). The objectives of the CWA are to restore and maintain the chemical, physical, and biological integrity of the nation's waters. In addition, all facilities subject to the requirements of the NPDES must maintain and implement a BMP plan prepared for that facility.

2.1.1 Y-12 Plantwide BMP Plan

The BMP plan for the Y-12 Plant specifies measures designed to prevent contaminants from entering EFPC, Bear Creek, Clinch River, and other tributaries that Y-12 Plant activities could affect. Water discharges emphasized in the plantwide BMP plan include precipitation runoff, groundwater, noncontact process waters, and other ancillary activities. The major objectives of the BMP plan are to:

- ensure compliance with various NPDES permit requirements,
- provide operating personnel with guidance relevant to NPDES permit requirements for their facility and/or project, and
- prevent or reduce pollutant discharge to the environment in accordance with the CWA and the Tennessee Water Quality Control Act.

2.1.2 Site-/Project-Specific BMPs

Many site-specific BMP plans are only in effect during the construction phase of the project to ensure that such concerns as site characterization, spill prevention and control, protective buffer zones, erosion/sediment control, and storm water control are a part of the preplanning process. However, site-specific BMP plans are also written as operational guidance for use by facility operators to ensure that pollution is prevented or minimized as required by the Y-12 Plant NPDES permit and the CWA. Surveillances are performed in accordance with TDEC storm water regulations by construction personnel, and oversight surveillances are conducted by Y-12 EMD personnel to ensure that project activities, including storm water management, do not negatively impact area streams.

Of particular importance regarding storm water controls in Bear Creek Valley is the protection of a minnow-sized fish, the Tennessee Dace. Although not yet on the endangered species list, the state of Tennessee has placed this fish in the category of "in need of management." The Tennessee Dace is present in Bear Creek and many of its tributaries. This species is very susceptible to siltation caused by erosion/storm water, especially during the spawning period of late March through early July. Personnel involved with construction projects in the vicinity of the Bear Creek watershed will consider scheduling work around this period or provide state-of-the-art erosion/storm water controls before, during, and after any disturbance is made.

The following is a list of projects that have site-specific BMP plans that are still in effect because the facility/site is still active or may be reactivated and are associated with storm water management:

- **Steam Plant Ash Disposal** - This BMP plan is primarily devoted to the construction of the Steam Plant Ash Disposal landfills, specifically, Industrial Landfill V and Construction/Demolition Landfill VII and supporting facilities. Located adjacent to one another, a total of four sedimentation ponds will be built to serve these landfills being built within a 210-acre tract of land drained by McCoy Branch and an unnamed tributary to the Clinch River. In addition, one off-site runoff pond has been constructed as part of Landfill V to intercept storm water runon and to provide water for area wildlife. Many different types of storm water controls, both temporary and permanent, have been installed as part of this project, with many oversight surveillances to ensure compliance. Construction at Landfills V and VII is expected to continue into 1999.

- **Elza 1 Site Work and Control Building (Electrical Supply)** - This 4-acre construction site is located at the east end of the Y-12 Plant and drains to EFPC. Temporary storm water controls such as silt fences and staked straw bales have been installed. Surveillances have been performed during rain events to ensure that these controls remain functional. This project is expected to be completed in late 1995.

2.1.3 Feasibility Study for the BMP to Control Area Source Pollutants in Parking Lots

The report, "Feasibility Study for the Best Management Practices (BMP) to Control Area Source Pollution Derived from Parking Lots at the DOE Y-12 Plant," was issued in September 1992 and is based on data accumulated from five storm events over the period of November 1988 to April 1989. Major outfalls to EFPC were sampled during these storm events and analysis conducted to identify contaminates and their concentrations. The outfalls analyzed for this study were 4, 109, and 200 (the North/South Pipes), all of which constitute approximately 75% of the total flow of EFPC.

The major parameters of concern were identified as biochemical oxygen demand (BOD), chemical oxygen demand (COD), total suspended solids (TSS), fecal coliform, aluminum, copper, iron, lead, mercury, and zinc. Only TSS, aluminum, and iron were estimated to exceed anticipated regulatory storm water criteria. Note that the possibly anticipated parameter of oil and grease did not exceed water quality criteria.

The BMPs recommended for further evaluation consisted of nonstructural and structural controls. Nonstructural options consisted of sweeping and vacuum cleaning parking lots, use of absorbents, and education/training. Structural BMPs consisted of runon diversion, sedimentation basins, suspended solids separators, structural surface tiles, and chemical treatment. An oil/water separator is also in operation on EFPC just prior to the Lake Reality inlet.

Parking lot sweeping/cleaning and surveillance for leaking vehicles is a regular part of the Y-12 Plant practices. Parking lots are swept periodically, and surveillances for leaking vehicles are made daily. Major parking lots used by employees for personal vehicles are aligned the length of and just south of Bear Creek Road. These parking lots are designated East Portal, North Portal, Central Portal, West Portal, Bear Creek Portal, and S-3 Ponds Parking Lot. When gasoline or oil leaks are identified, the Plant Shift Superintendent (PSS) is notified, and the Spill Response Team is summoned to contain and remove the spill. Vehicle owners are notified that they need to take corrective actions to prevent further occurrences.

Additional sampling and studies were conducted in late 1993 to help determine if parking lots, specifically, were contaminate contributors to storm water runoff. Three parking lots were selected, and storm water runoff samples collected. The analytical data from these three lots was compared with the previous outfall

sampling, which represented runoff from many different use areas besides parking lots. Research was also made of national studies on parking lots in order to provide a comparison of Y-12 Plant conditions to typical residential, commercial, or industrial locations. Data obtained in the Y-12 study was compared with information reported by the EPA, *NPDES Storm Water: Group Application Data Base for Various Industrial Types*. The data demonstrates that Y-12 Plant outfalls and the sampled parking lot runoff are less contaminated than similar employee vehicle parking lots in various industrial sectors. Comparisons were made to Industrial Sector 29--fabricated metal products; Industrial Sector 30--industrial/commercial machinery; Industrial Sector 31--electronics; and Industrial Sector 33--industrial activities on military facilities. This information is provided in a report entitled, "Storm Water Runoff for the Y-12 Plant and Selected Parking Lots."

Parking "areas" within the Y-12 Plant fence are not routinely swept, but are maintained clean by exercise of various housekeeping and BMP practices. All spills/leaks are reported to the PSS and corrected.

2.1.4 Creek Buffer Zone

A protective buffer zone has been established along the banks of EFPC. The buffer zone is an area on either bank of EFPC where activities such as vehicle parking, material storage, etc., are restricted in order to reduce the potential for pollution. The buffer zone is marked by signs, posts, and chains approximately 25 ft from the top edge of the creek bank. The advantages of maintaining a buffer zone are:

- reduces the risk of spills and area-source pollution;
- improves surveillance along the creek;
- reduces the risk of flooding due to blockage of culverts, etc.; and
- improves the appearance of the creek and allows for improved habitat for fish and aquatic life.

2.2 Erosion and Sediment Control

The Y-12 Plant has prepared a guidance document, "Guidance for Erosion and Sediment Control Measures Applicable to Construction Projects at the Y-12 Plant," which, as the title suggests, provides guidance information to construction personnel for implementing storm water controls. In November 1994 a training course for engineering and construction personnel on implementation of effective erosion control measures was conducted.

General criteria are considered minimum requirements for controlling erosion and sediment from land-disturbing activities conducted at the Y-12 Plant. These general criteria establish the minimum standards of soil-conservation practices that apply to all land-disturbing projects.

Applicable general criteria will be satisfied in each approved erosion and sediment control plan; however, if a plan is found inadequate (with respect to the general criteria) in the field, the general criteria apply in addition to the provisions of the approved plan unless a variance has been granted.

Conservation Practices

The general criteria relate to the application of erosion- and sediment-control practices specified in this section; however, other innovative practices or modifications to standard practices may be used if approved by the EMD personnel prior to installation. Such practices will be thoroughly described and detailed to the satisfaction of the EMD personnel.

General Criteria

Stabilization of Denuded Areas and Soil Stockpiles

Permanent or temporary soil stabilization will be applied to denuded areas after a final grade is reached on any portion of the site. Soil stabilization will also be applied to denuded areas which may not be at a final grade but will remain dormant (undisturbed) for longer than 60 days.

Soil stabilization refers to measures which protect soil from the erosive forces of raindrop impact and flowing water. Applicable practices include vegetative establishment, mulching, and the early application of a gravel base on areas to be paved. Soil stabilization measures will be selected to be appropriate for the time of year, site conditions, and estimated duration of use.

Soil stockpiles will be stabilized or protected with sediment-trapping measures or covered with impermeable materials to prevent soil loss.

Establishment of Permanent Vegetation

A permanent vegetative cover will be established on denuded areas not otherwise permanently stabilized. Permanent vegetation will not be considered established until a ground cover is achieved which, in the opinion of EMD personnel, is mature enough to control soil erosion satisfactorily.

Protection of Adjacent Properties

Properties adjacent to the site of land disturbance will be protected from sediment deposition. This may be accomplished by preserving a well-vegetated buffer strip around the lower perimeter of the land disturbance by installing perimeter controls such as sediment barriers, filters or dikes, sediment basins, or by a combination of such measures.

Vegetated buffer strips may be used alone only where runoff in sheet flow is expected. Buffer strips will be at least 20 ft in width. If at any time it is found that a vegetated buffer strip alone is ineffective in stopping sediment movement onto adjacent property, additional perimeter controls will be provided.

Stabilization of Sediment-Trapping Measures

Sediment basins and traps, perimeter dikes, sediment barriers, and other measures intended to trap sediment on site will be constructed as a first step in grading and be made functional before up-slope land disturbance takes place. Earthen structures such as dams, dikes, and diversions will be seeded and mulched after installation.

Sediment Basins

Storm water runoff from drainage areas with 2 acres or greater disturbed area will pass through a temporary sediment basin or other suitable-sediment trapping facility with equivalent or greater storage capacity. The EMD staff may require sediment basins or traps for smaller disturbed areas where deemed necessary. The sediment basin requirement may also be waived, by variance, if the EMD staff agrees that site conditions do not warrant its construction. Water discharge permit applications will be submitted 180 days before basin completion.

Cut and Fill Slopes

Cut and fill slopes will be designed and constructed in a way that will minimize erosion. Consideration will be given to the length and steepness of the slope, the soil type, up-slope drainage area, groundwater conditions, and other applicable factors. Slopes which are eroding excessively within 1 yr of construction will be provided with additional slope stabilizing measures until the problem is corrected. The following guidelines are provided to aid site planners and plan reviewers in developing an adequate design:

- Roughened soil surfaces are generally preferred to smooth surfaces on slopes.
- Diversions will be constructed at the top of long, steep slopes which have significant drainage areas above the slope. Diversions or terraces may also be used to reduce slope length.
- Concentrated storm water will not be allowed to flow down cut or fill slopes unless contained within an adequate temporary or permanent channel or slope drain structure.
- Wherever a slope face crosses a water seepage plane which endangers the stability of the slope, adequate drainage or other protection will be provided.

Storm Water Management Criteria for Controlling Off-Site Erosion

Properties and waterways downstream from construction sites will be protected from erosion due to increases in the volume, velocity, and peak flow rate of storm water runoff.

Concentrated storm water runoff leaving a construction site will be discharged directly into a well-defined, natural or manmade off-site receiving channel or pipe. If a well-defined off-site receiving channel or pipe does not exist, one will be constructed to convey storm water to the nearest adequate channel. Newly constructed channels will be designed as adequate channels.

An adequate channel is defined as a natural or manmade channel or pipe which could convey the runoff from a 2-yr storm without overtopping its banks or eroding after development of the site in question. A receiving channel may also be considered adequate at any point where the total contributing drainage is at least 100 times greater than the drainage area of the development site in question or if it can be shown that the peak rate of runoff for the site for a 2-yr storm will not be increased after development.

If an existing off-site receiving channel is not an adequate channel, one of the following options will be chosen:

1. Develop a site design that will not cause the predevelopment peak runoff rate from a 2-yr storm to increase. Such a design may be accomplished by enhancing the infiltration capability of the site or by providing on-site storm water detention measures.

or

2. Provide a combination of channel improvement, storm water detention, or other measures which are satisfactory to the EMD staff to prevent downstream channel erosion.

All channel improvements or modifications will comply with all applicable laws and regulations. Prior to making any modifications to a flowing stream, a site review will be conducted by EMD personnel for approval to proceed.

Increased volumes of sheet flows which will cause erosion or sedimentation on adjacent property will be diverted to a stable outlet or detention facility.

Stabilization of Waterways and Outlets

All on-site storm water conveyance channels will be designed and constructed to withstand the expected velocity of flow from a 2-yr frequency storm without erosion. Stabilization adequate to prevent erosion will also be provided at the outlets of all pipes and paved channels.

Storm Sewer Inlet Protection

All storm sewer inlets which are made operable during construction will be protected so that sediment-laden water will not enter the conveyance system without first being filtered or otherwise treated to remove sediment.

Working In or Crossing Watercourses

Construction vehicles will be kept out of watercourses to the extent possible. Where in-channel work is necessary, precautions will be taken to stabilize the work areas during construction to minimize erosion. The channel (including bed and banks) will always be restabilized immediately after in-channel work is completed.

Where a live (wet) watercourse must be crossed by construction vehicles regularly during construction, a temporary stream crossing will be provided. Personnel from the WCS will determine if an Aquatic Resources Alteration Permit (ARAP) is needed.

Construction Access Routes

Wherever construction vehicle access routes intersect paved public roads, provisions will be made to minimize the transport of sediment (mud) by runoff or vehicle tracking onto the paved surface. Where sediment is transported onto a road surface, the roads will be cleaned thoroughly at the end of each day. Sediment will be removed from roads by shoveling or sweeping and be transported to a sediment-controlled disposal area. Street washing will be allowed only after sediment is removed in this manner.

Disposition of Temporary Measures

All temporary erosion- and sediment-control measures will be disposed of after final site stabilization is achieved or after the temporary measures are no longer needed, unless otherwise authorized by the local program administrator. Trapped sediment and other disturbed soil areas resulting from the disposition of temporary measures will be permanently stabilized with a vegetative cover to prevent further erosion and sedimentation.

Maintenance

All temporary and permanent erosion- and sediment-control practices will be maintained and repaired as needed to ensure continued performance of their intended function.

2.3 Spill Prevention/Response Program

2.3.1 Dike Management Program

A dike is an embankment or ridge of either natural or manmade materials used to prevent the movement of liquids, sludges, solids, or other materials. As used in this plan, the embankments or ridges are typically greater than 6 in. in height. The dike is the most numerous type of secondary containment structure used at the Y-12 Plant. Three types of dikes are used: poured concrete dikes, excavated earthen dikes, and portable dikes.

The Y-12 Plant developed a dike management program based upon Procedure Y70-909, "Dike Management." This procedure underwent an extensive revision in 1991 after a team completed a survey of all secondary containment structures throughout the plant. Revisions to the procedure included directions on discharge of rain water that accumulates in dikes. Sampling parameters and discharge limits were established. The NPDES permit limits, average concentration values of water quality parameters in the EFPC, and other regulatory guidelines were used in establishing the discharge limits. The dike survey included a review of the contents of each tank in each dike; from this information a dike-specific list of parameters to be sampled for in accumulated rainwater was developed. Specific field sampling parameters, such as pH, conductivity, and visual inspection for sheen or floating solids, were developed that are tested before each discharge. Field parameters such as nitrates and chlorine and other dike-specific sample parameters are sampled every 6 mo. The results of the 6 mo. sample results, the field measurements, along with the process knowledge that no leaks have occurred in the last 6 mo. support the conclusion that the concentrations of pollutants in the rainwater in a particular dike are minimal. Dikes in radiological areas are sampled before each discharge for total uranium and percent uranium-235.

When rainwater accumulates in a dike the operator notifies personnel in the WCS of the EMD; if necessary, a technician is sent to the field to perform the environmental monitoring. The data is returned to personnel in the WCS, and results are compared against discharge limitations. Dependent upon whether the results meet the established criteria, the water may be discharged to the storm sewer system, discharged to the sanitary sewer system, or collected and transported for on-site treatment at one of the four wastewater treatment facilities located within the Y-12 Plant. Records of each discharge are maintained by the dike operator and personnel in the WCS. Sample results are maintained in a data base, and trend analysis is periodically performed to identify and/or potentially circumvent any potential problems with contaminating storm water that collects in a particular dike.

Table 2.1 lists the secondary containment dikes in the Y-12 Plant exposed to storm water such that rainwater can accumulate in the dike. The table lists the storm water outfall or monitoring point that drains the area in which each dike is located.

2.3.2 Spill Procedures

Employees are required to immediately report all spills and releases to the Y-12 PSS. The PSS and the Emergency Preparedness Organization have developed a set of site-specific reference books for the Y-12 Plant to be utilized by the spill response team during a spill or release emergency. These reference

books include the *Y-12 Emergency Operations Plan* and the *Y-12 General Emergency Action Levels and Protective Action Guides.* These reference books provide information on chemicals used and stored at the Y-12 Plant and actions to be taken in the event of a spill or release. The *Spill Prevention, Control, and Countermeasures (SPCC) Plan* and the *Y-12 Guidance for Spill Response and Reporting* provide guidance on spills or releases to the environment, federal agencies to be notified, and cleanup standards to be achieved. The Y-12 Plant procedures adopted to address responses to spills or releases both on and off the plant site are Y-12 Plant Procedures 40-007 and 40-008. These plant procedures address the response of Y-12 Plant Fire Department personnel, who are responsible for mitigation of the spill; Waste Transportation and Landfill Operations (WTLO) Department personnel, who are responsible for the cleanup of hazardous materials spills or releases; and Enriched Uranium Operations Decontamination Organization personnel, who are responsible for the cleanup of hazardous materials spills or releases in radioactive contamination areas.

2.3.3 Spill Training

The Y-12 Plant provides the necessary level of training for spill response personnel as mandated by the Occupational Safety and Health Act in 29 CFR, Part 1910. Under 29 CFR, Part 1910, all employees responsible for mitigation of a spill or supervising the response to a hazardous material spill or release have been trained to the level of Hazardous Material Technician (80 hr). This level of training is obtained by the Y-12 Plant Spill Response Coordinator and members of the Y-12 Plant Fire Department. For hazardous material cleanups, 29 CFR, Part 1910, mandates that all employees be trained to the Hazardous Material Operations level (40 hr). The Y-12 Plant provides this level of training for those employees of WTLO Department and Enriched Uranium Operations Decontamination Organization responsible for the cleanup of hazardous materials spills. In conjunction to the hazardous material training mandated by 29 CFR, Part 1910, the Y-12 Plant provides additional training for personnel involved in spill response on Incident Command Structure (response procedures).

2.4 Housekeeping

The Y-12 Plant has established extensive housekeeping standards for building interiors and exterior areas. Each building or area responsible manager typically assigns housekeeping responsibilities to individual employees. Those individuals will periodically inspect their areas to ensure compliance and ensure that actions are taken to correct any unsatisfactory situations. The major items of concern are leaking containers, open containers, and trash that present a noncompliance or unsightly situation.

Housekeeping has been formalized by dividing the plant into 23 zones; select members from each area organization are assigned to the areas and are responsible for conducting quarterly inspections (see Section 2.5.5). Inspections are conducted quarterly, and results reported plantwide and to DOE. Items needing correction are identified, and lists maintained for follow-up to ensure action has been taken. The Plant Housekeeping and Site Appearance Committee additionally inspects some zones monthly as a validation of the quarterly zone inspections. Again, items needing correction are identified and logged for follow-up.

TABLE 2.1

SECONDARY CONTAINMENT DIKES

Outfall	Dike 9500-	Location	Volume (ft^3)	Capacity (gal)	Comments
002	0030	9712 North	603	4,511	
004	0031	9754-2 West (car wash)	9,600	71,813	
016	0111	9737 SE	230.40	1,724	
021/022	0028	9620-2 East	1,210	9,051	Out-of-service, tank empty
021/022	0107	9769 West	201.67	1509	
021/022	0112	9224 South	8,400	62,836	
021/022	0139	9417-9 South	270	2,020	
033	0027	9404-5 SE	26,868.36	200,989	Earthen dike, tank empty
044	0025	9404-5 SW	Dike has been breached, no tanks present		
044	0026	9404-5 SW	Dike has been breached, no tanks present		
047/048	0014	9201-2 South	1,852.5	13,858	
047/048	0032	9401-1 NW	201.25	1505	
057	0120	Chestnut Ridge, CWSA	8,500	63,634	Under a roof
057	0121	Chestnut Ridge, CWSA	8,500	63,634	Under a roof
062	0056	9720-44 (Chestnut Ridge)	1,400	10,473	
109	0012	9995 East	74.33	556	Under a roof
109	0059	9212 NE	2,880	21,544	Out of service, tank empty
109	0068	9995 North (Alley)	777.78	5,818	Out of service, tank empty
113	0129	9204-1 East	20.8	156	Out of service, with roof and three walls
115	0024	9204-1 SE	1,600	11,969	
135	0004	9204-2 SE	1,512	11,311	
135	0005	9206 West	5,331.38	39,881	
135	0065	9206 West	1,162.02	8,693	Out of service, tank empty
135	0066	9206 West	175	1,309	Out of service, tank empty
200	0001	9818 South	3,786.33	28,324	

BCBG = Bear Creek Burial Grounds; CWSA = Containerized Waste Storage Area; DARA = Disposal Area Remedial Action

TABLE 2.1

SECONDARY CONTAINMENT DIKES

Outfall	Dike 9500-	Location	Volume (ft^3)	Capacity (gal)	Comments
200	0002E	9204-2 West	1,843.44	13,790	
200	0002W	9204-2 West	600.42	4,491	
200	0003	9201-5 SE	Out of service, temporary dike in use		
200	0006	9204-2 West	5,426.67	40,594	
200	0007	9204-2 West	2,840	21,245	
200	0008	9818 West	3,863.33	28,900	
200	0009N	9201-5N West	335.52	2,510	
200	0009S	9201-5N West	111.84	837	
200	0010	9401-3 North	945	7,069	Out of service, condensate tank
200	0011	9811-1 East	6,951.58	52,001	
200	0013	9201-5 East	292.74	2,190	
200	0015	9720-13 South	2,823.8	21,123	
200	0016	9204-4 South	5,818.08	43,522	
200	0017	9204-4 South	2,142.25	16,025	
200	0018	9204-4 South	528.42	3,953	
200	0019	9204-4 South	Dike has been breached, no tanks present		
200	0020	9204-4 South	661.89	4,951	
200	0021	9215 West	1,747.46	13,072	
200	0022	9204-3 South	1,728	12,926	Earthen dike, empty tank
200	0023	9204-3 South	1,728	12,926	Earthen dike, empty tank
200	0052	9811-1 East	133.33	997	
200	0053	9401-3 North	64	479	
200	0054	9401-3 North	349.84	2,617	
200	0055E	9204-4 East	1,367.95	10,233	
200	0055W	9204-4 East	257.89	1,929	

BCBG = Bear Creek Burial Grounds; CWSA = Containerized Waste Storage Area; DARA = Disposal Area Remedial Action

TABLE 2.1

SECONDARY CONTAINMENT DIKES

Outfall	Dike 9500-	Location	Volume (ft^3)	Capacity (gal)	Comments
200	0057	9204-2E North	777	5,812	
200	0058	9401-3 North	322.67	2,414	
200	0064	9623 West	8,043.35	60,168	
200	0067	9204-2 West (trailer)	Dike has been breached, flows to dike 0090		
200	0069	9201-5 North	777.78	5,818	
200	0084	9204-4 North	217.5	1,627	
200	0087	9999 West	1,493.5	11,172	
200	0088	9999 West	1,797.13	13,443	
200	0089	9999 West	1,493.5	11,172	
200	0090	9204-2 West	2,160	16,158	
200	0091	9215 SW	612	4,578	
200	0092	9201-5W South	328.67	2,459	
200	0093	9204-4 SW	825	6,171	
200	0094	9201-4 SW	16	120	
200	0096	9720-47 Trailer	986.94	7383	
200	0097	9720-47 Tanks	2,748.01	20,557	
200	0098	9401-2 North	342.83	2,565	
200	0099	9401-2 North	987.5	7,387	
200	0100	9201-4 SW	4,400	32,914	
200	0102	9204-4 South	117	875	
200	0106	9204-4 NE	783	5,857	
200	0110E	9818 West	1,459.1	10,915	
200	0110W	9818 West	806.42	6,032	
200	0138	9417-8 North	270	2,020	
S02	0045	9616-7 Tank Farm #1	45,000	336,623	

BCBG = Bear Creek Burial Grounds; CWSA = Containerized Waste Storage Area; DARA = Disposal Area Remedial Action

TABLE 2.1

SECONDARY CONTAINMENT DIKES

Outfall	Dike 9500-	Location	Volume (ft^3)	Capacity (gal)	Comments
S02	0119	Johnson Controls garage	130	972	
S04	0046	9616-6 North	Dike has been covered, no tanks present		
S04	0047	9616-7 Tank Farm # 2	45,000	336,623	
S04	0048	9616-7 Tank Farm # 3	45,000	336,623	
S04	0108	9616-7 Tank Farm # 4	115,200	861,756	
S05	0086	9811-8 South	9,827	73,511	
S08	0101	9720-41 North	5,940	44,340	
S08	0103	9720-41 North	900	6,732	
S08	0104	9720-41 North	1,102	8,244	
S09	0128	9983-79 North (BCBG)	431.38	3,227	
S13	0109	9720-60 DARA	15,552	116,337	
S18	0137	Landfill V	18,095	135,336	

BCBG = Bear Creek Burial Grounds; CWSA = Containerized Waste Storage Area; DARA = Disposal Area Remedial Action

Good housekeeping is also an important and required part of all construction and work site-specific BMPs. Housekeeping practices include keeping the site clean of trash and neatly organized. Examples of good housekeeping activities emphasized are:

- keeping paper and other trash contained,
- keeping portable toilets clean and contained,
- containerizing any rinse waters,
- not overfilling trucks, fuel tanks, etc.,
- keeping hazardous materials (i.e., oil, gas, etc.) in a safe and out-of-the-way area, and
- installation and maintenance of erosion-control features.

2.5 Surveillance Programs

A variety of surveillance programs are conducted at the Y-12 Plant. These surveillances serve as a programmatic control to reduce and/or eliminate contaminants from entering storm water on the plant site. Surveillance records for the programs detailed below are kept for at least 3 yr.

2.5.1 Resource Conservation and Recovery Act (RCRA) Surveillances

A high level of oversight for all RCRA hazardous waste management areas within the plant are maintained by EMD personnel. Surveillances are scheduled weekly at RCRA 90-day accumulation areas, permitted areas, interim status areas, and Toxic Substances Control Act (TSCA) facilities. Surveillances of satellite accumulation areas are typically conducted once a month. Results of each surveillance are entered into a computer data base maintained by the EMD at the Y-12 Plant. Memos are sent to waste generators to keep them informed of reported deficiencies, changes to regulations, upcoming audits, and the general condition of their facilities on an as-needed basis. Although the primary focus of these surveillances is compliance with the RCRA regulations, they also include a check for corrosion, leaks, spills, etc. Many aspects of the surveillances also prove to be useful in identifying potential problems associated with preventing pollutants from entering storm water.

Approximately 300 site reviews are conducted weekly at RCRA and TSCA facilities, but only a small portion of these areas are exposed to storm water. These surveillances are conducted by personnel from the EMD who have been trained regarding RCRA and TSCA regulations.

2.5.2 Tanks

The Y-12 Plant has a recall inspection program managed by the Equipment, Testing, and Inspection (ET&I) Department. Tank inspections are performed periodically using documented procedures and checklists to determine structural integrity and the condition of ancillary equipment. The results of all inspections are sent to the operators of the tanks, and a file copy is maintained in the ET&I document center. The EMD staff also performs periodic surveillances during updating of the Y-12 Plant SPCC Plan.

During these inspections, emphasis is placed on spill-containment methods that are in place to prevent migration of spills and/or leaks to the Y-12 Plant storm sewer and the EFPC.

2.5.3 Dike Surveillances

A surveillance program has also been developed for secondary containment dikes in the Y-12 Plant. Two types of surveillances are conducted. The ET&I staff conducts the more technical inspection. When a new dike is installed on site, ET&I conducts a hydrostatic (leak) test before the dike is put into service and schedules periodic retests. In addition, ET&I conducts a visual review of every in-service dike on the site. The ET&I inspectors look for cracks in floors and walls, peeling protective coatings, and other structural concerns. Upon completion of the inspection/test, an ET&I Inspection Tag is placed in a visible place on the dike. This tag shows the date, and results of the latest inspection/test.

Personnel from the WCS schedule an annual visual surveillance of every outside dike on the site. The Y-12 Site is divided into five areas, based on clusters of dikes, and each area is reviewed once per year. Surveillances typically take place in March, May, July, September, and November. The focus of this surveillance is to look for environmental concerns; structural concerns are also noted. The EMD inspector looks for the ET&I inspection tag on the dike as well as water, dirt, debris, trash, etc., contained within the dike. Upon completion of the surveillance, dike owners are contacted concerning the results of the surveillance and any corrective actions that may be necessary. Completed check sheets are maintained in the Water Compliance Inspection Notebooks.

2.5.4 Construction Projects (Pre-, During, and Post-)

Construction projects reviews, conducted by WCS personnel, may be conducted during all phases of the project. Initially, a preconstruction site review is conducted prior to an area being disturbed. These surveillances help determine if an NPDES, ARAP, U.S. Army Corps of Engineers permit, other water discharge permit, or BMP plan is needed for the project. This type of surveillance can also document preconstruction conditions and help establish protective buffer zones.

During construction, reviews are conducted to ensure permit conditions, the BMP plan, procedure, or guidance is being followed, and no obvious or potential environmental problems (water-related) exist. Environmental protection is the primary responsibility of the construction manager who conducts routine surveillances and maintains a log which is available for review by the EMD. During the surveillance, WCS personnel focus on items such as spill prevention and control, erosion-control measures, and surveillance of buffer zones. Permit conditions that are a part of an ARAP, Notice of Intent (NOI) to Construct, or other water quality permit can also be checked under this type of surveillance.

After construction is complete for a project covered by a storm water general permit or NOI, a site-stabilization surveillance is conducted to review and document when construction is complete and stable. At this time in the project, responsibilities for maintaining the site (e.g., storm water control, erosion/sediment control, revegetation) are transferred from the construction manager to the facility owner when the site is stable. This site-stabilization surveillance and accompanying checklist will be completed by WCS personnel.

2.5.5 Housekeeping (Plant Appearance) Inspection

The Y-12 Plant Housekeeping and Site Appearance inspections are conducted quarterly for each of the 23 zones (see Section 2.4). Preprinted forms are used to inspect building exteriors, construction sites, grounds and paved areas, and warehouse/storage areas. A standards document has been published that provides assistance in ensuring uniform criteria is applied across the Y-12 Plant.

Quarterly results are tabulated and summarized for distribution. The individual zone managers select qualified personnel to conduct the inspections, maintain and follow deficiency items, and ensure that corrective actions have been taken. One goal of this inspection program is to ensure clean and trash-free areas, especially along EFPC and all drainage areas of the plant. These activities directly contribute to the reduction, if not elimination, of trash in storm water runoff.

2.5.6 Pre-Holiday Surveillances

Pre-holiday surveillances are conducted plantwide before a company holiday to identify potential environmental hazards. Emphasis is given to potential spill hazards that could go unnoticed while many employees are absent from work. This surveillance is normally performed the day before a 3-day weekend by the WCS staff. If a concern is noted, the project supervisor or department manager is contacted to correct the matter by close of business that day. Special attention is given to storm water control devices and potential storm water concerns.

2.5.7 Erosion Control Surveillances

Erosion control surveillances are conducted at all times of the year for active and inactive sites that can potentially cause siltation of waterways and/or deterioration of the Y-12 Plant property. Emphasis is placed on surveillance of inactive sites in the spring and fall during optimum revegetation periods. Erosion-control surveillances are also conducted during rain events to discover possible heavy contributions of sedimentation. Surveillances during rain events are usually conducted to investigate specific areas that could potentially contribute sediment or area-source pollutants to streams. Typically, these surveillances involve construction sites and are performed when the soil is saturated due to previous storm events. These surveillances are performed by WCS personnel trained in proper erosion-control techniques.

2.5.8 Spill Response/Prevention Surveillances

Each time the Spill Response Coordinator is notified of a potential spill, he or she completes a spill response report and maintains the report to document the response to the incident. The information collected includes:

- time/date and location of the spill,
- material and quantity spilled,
- responsible division,
- reason/cause of the spill,
- cleanup/corrective actions taken, and
- whether a reportable quantity has been exceeded.

Frequency analysis is periodically performed on the spill response reports to determine if particular types of incidents are recurring or to identify any other trends that may be occurring.

2.5.9 Storage Area Surveillances

In 1992 the WCS staff divided the Y-12 Plant into 12 zones, using fences and roads as boundary lines. One zone is reviewed each month by WCS personnel so that all outside storage areas are reviewed at least once per year.

Surveillances are conducted using a standard Storage Area Inspection Checklist. Personnel from the WCS visit the zone looking for drums and/or polytanks. A checklist is completed for each drum/polytank or group of drums/polytanks. Each drum/polytank is reviewed for proper labeling, proximity to the storm sewer/creek, and the need for secondary containment. In addition, drums are observed for structural condition, visible corrosion, or other flaws that might inhibit their ability to contain materials; polytanks are inspected for leaking valves or fittings.

Upon completion of the surveillance, responsible individuals are contacted concerning deficiencies and necessary corrective actions. Deficiencies are logged in a notebook, and corrective actions are tracked. Completed forms are maintained by the WCS.

2.5.10 Aquatic Life Surveys

Semiannual fish population surveys are conducted in the EFPC in the Y-12 Plant boundary. These surveys have been conducted for years and are for tracking the increase in population of fish over time. The surveys are conducted by aquatic biologists from the Environmental Sciences Division at ORNL. Three locations in the EFPC--just below Lake Reality [East Fork kilometer (EFK) 23.4], behind the truck scales (EFK 24.7), and at the North/South Pipe (EFK 25.4)--are sampled every spring and fall using electroshocking wethooks. Elimination of untreated process discharges coupled with the closure of New Hope Pond in 1988, which removed the physical barrier and allowed fish migration upstream, the fish population in the upper reaches of the EFPC began to increase. Additionally, after January 1993, with the installation of the Systems I and II Dechlorination Units, the fish population in the uppermost portions of the EFPC has increased.

2.5.11 Area Source Surveillance

The Y-12 Plant NPDES permit requires that surveillances of the facility be conducted at least semiannually. This requirement is met through the semiannual surveillance of the effectiveness of the SWP3, as described in Section 6.4. As part of implementing this SWP3 an on site, outside area surveillance will be conducted along with review of available records and monitoring data to evaluate the accuracy of the plans and maps and to examine the adequacy of BMP measures in reducing pollutants in storm water runoff. This surveillance will be conducted by WCS personnel.

Associated with this surveillance, inspections will be conducted of Y-12 Plant parking lots to evaluate effectiveness of BMP measures. The Y-12 Plant Security personnel routinely patrol parking areas for spills of vehicle fluids. Automotive repairs are not permitted in employee parking lots. If a vehicle is observed leaking, the owner of the vehicle is contacted so the vehicle can be removed and repaired. Leaks are handled as spills, and immediately cleaned up. In addition to plant public address system announcements to inform employees that repairing vehicles on site is not allowed, personnel also sweep major parking areas periodically. Parking lot surveillances made as part of the SWP3 (at least semiannually) will be conducted during off-shift hours and focus on appearance, problem oil-spill spots, and debris which may be collected in storm catch basins.

2.5.12 Creek Surveillance

In 1993, the Facilities Management Organization assigned one employee on each of the 12-hr rotating shifts to observe EFPC for unusual conditions. At least one surveillance per shift is made of EFPC and Lake Reality. In addition, dechlorination systems are operated and maintained by shift employees and inspected at least once per shift. Numerous operational readings and samples are taken to ensure compliance. A

procedure on the operation and maintenance of the dechlorinators is currently in draft and will be published soon.

Regular surveillance is also achieved as part of the Y-12 Plant Biological Monitoring and Abatement Program (BMAP) conducted under the NPDES permit. Biologists spend many hours on EFPC, Bear Creek, and other area streams, sampling water and conducting studies on fish and aquatic life as part of BMAP.

Surveillance has also been improved by implementing BMPs in the vicinity of the creek and the storm drains. See discussion of creek buffer zone in Section 2.1.4. Some of the most effective creek surveillance tools, however, are the real-time monitoring stations on EFPC, which can detect immediate changes such as pH, conductivity, and flow. These monitoring stations are linked to the Y-12 Utility Management System office which triggers an alarm if set parameters are exceeded.

2.5.13 Documentation of Concerns and Tracking of Corrective Actions

The WCS staff of the EMD has a formalized program which includes surveillances of the areas mentioned in Sections 2.5.2 through 2.5.12. Each type of surveillance has a checklist developed to aid the inspector in conducting a complete and thorough review of the area of concern. Concerns are noted on the checklists which are kept in notebooks maintained by the WCS staff. The concerns are relayed to the responsible individual for follow-up and correction. Personnel review the notebooks for status of corrective actions and follow-up on a frequency dependent upon the severity of the concern.

The Y-12 Plant NPDES permit requires that inspections of the facility will be conducted at least semiannually to check the accuracy of the plan and maps and determine whether measures in the plan to reduce pollutants in storm water runoff are adequate and properly implemented or whether additional controls are needed. This requirement will be met through the execution of the various programs detailed in Section 2.5 of this plan. The storm water pollution prevention team will evaluate the effectiveness and completeness of the SWP3 semiannually by the assessment of all the surveillance programs.

2.6 Control Structures

A variety of control structures are in place at the Y-12 Plant. These serve as physical controls to reduce and/or eliminate contaminants from entering storm water on the plant site.

2.6.1 Coal Pile Runoff Collection System with Treatment

The Y-12 Plant coal pile (approximately 2.5 acres), located along the west side of the steam plant (Building 9401-3), is surrounded by a concrete collection trench which captures storm water runoff from the coal pile and directs it to a 400,000-gal, polyethylene-lined equalization basin. During and after rain events, acidic runoff is generated from the percolation of rainfall through the coal pile. This waste stream contains elevated levels of aluminum, iron, and zinc. The metals concentration in the runoff is significantly reduced through chemical precipitation at the Steam Plant Wastewater Treatment Facility prior to discharge to either the sanitary sewer system or the storm sewer system through NPDES Outfall 503.

2.6.2 Sediment Ponds

Sediment ponds have been constructed at the borrow areas and landfills on the Y-12 Plant site to control the sediment load. All storm water runoff from the borrow areas and landfills is directed through sedimentation

ponds which provide a means to reduce the sediment load to area receiving streams. The sedimentation basins are designed to allow a significant portion of the sediment to settle out of the runoff. Accumulated sedimentation from the ponds is cleaned out regularly and disposed of at approved areas. Table 2.2 summarizes the locations of sediment ponds on the Y-12 Plant site.

2.6.3 Oil Water Separator

The Oil Water Separator is located on EFPC at the east end of the Y-12 Plant immediately south of the, now closed, New Hope Pond (see Y-12 Plant Storm Sewer Map A). This structure consists of a floating boom across the top of EFPC that diverts all floating debris into a side channel for collection and subsequent removal by Waste Management or Facilities Management Organization personnel. The diverted water is returned to EFPC by way of an inverted syphon. The side channel is a concrete structure that directs incoming debris and water in a circular flow to an inner area. This arrangement prevents backup and reintroduction of debris to EFPC. The separator was constructed in 1988, and the boom modified in 1990 for better performance during storm events.

Typically, collected debris consists of packing foam pieces, cups, grass/weeds, and wood; debris could contain any floating chemicals such as oil and gasoline. Waste Management and Facilities Management Organization personnel conduct periodic surveillances of the separator to ensure proper operation and timely removal of collected debris.

2.6.4 Lake Reality

Lake Reality is a hypolon-lined basin of approximately 2.7 acres in area with a maximum depth of 16 ft. Storm water runoff from the Y-12 Plant and adjacent areas enters EFPC at various points within the plant and flows through Lake Reality before exiting Bear Creek Valley and the DOE reservation. The drainage area extends north to the topographical peak of Pine Ridge, south to the topographical peak of Chestnut Ridge, and west to a north-south line that bisects the S-3 Ponds Parking Lot.

Water enters Lake Reality from the concrete-lined distribution channel through eighteen, 24-in. diameter corrugated metal dispersion pipes. A sluice gate is located approximately at the midpoint of each pipe in the berm between the channel and the basin. Water exits Lake Reality through a primary discharge structure at the west side of the facility. The discharge structure consists of a combination of Cipolletti and V-notch weirs; four, 48-in. reinforced concrete outlet pipes; and four fabricated slide gates.

Lake Reality serves as a sediment-collection basin and diversion system that, in the event of an uncontrolled spill, could contain the spilled material. The estimated retention time for Lake Reality is approximately 8 hr, but is dependent upon the rate of influent. Regular maintenance is performed on all sluice gates, housekeeping inspections are made, and the area is monitored by the PSS using nearby television cameras. Safety equipment consisting of life lines, a row boat, barriers, and access restriction signs are in place.

Lake Reality, at normal pool level, can accept an additional volume of approximately 20 acre-ft. As such, it serves as an excellent means for containment of any materials that might be spilled into EFPC. Procedures are maintained for collection of any spilled contaminant in Lake Reality; these procedures have been exercised twice.

During a spill containment event, the discharge slide gates are closed when the spilled material is observed about to exit Lake Reality. The spill will continue to be collected until the level of Lake Reality reaches the

TABLE 2.2

SEDIMENT POND LOCATIONS AT THE Y-12 PLANT

Pond Location	Area Land Use	Approximate Area of Disturbed Soil
East Borrow Area	Clean soil borrow area for Chestnut Ridge and east end construction projects	15 acres
West Borrow Area	Clean soil borrow area for Bear Creek Burial Grounds and west end construction projects	40 acres
Sanitary Landfill II	Class II waste (e.g., industrial waste)	10 acres
Industrial Landfill IV	Class II waste (e.g., nonhazardous, nonradioactive, solid industrial)	4 acres
Landfill V	Class II waste (e.g., industrial waste, special waste, asbestos, sludge)	25 acres (entire area may not be disturbed at the same time)
Landfill VI	Class IV waste (e.g., construction/demolition waste, fly ash, bottom ash from steam plant, nonfriable asbestos)	4 acres
Landfill VII	Class IV waste (e.g., construction/demolition waste, fly ash, bottom ash from steam plant)	30 acres (entire area may not be disturbed at the same time)

bottom elevation of the 18 inlet pipes. At that time, the inlet pipe sluice gates are shut, and spill cleanup and removal can begin. Water will continue to fill the concrete distribution channel until it overflows through controlled discharge at the north end of Lake Reality. The EFPC, immediately below Lake Reality, will be essentially dry during the time between shut off of Lake Reality discharge and the diversion channel overflowing. This time duration will vary between 4-12 hr depending on the flow rate in EFPC and will be much shorter during a rain event. The further downstream reaches of EFPC will not be totally dry because other tributaries will maintain a reduced flow considered sufficient to preclude any significant impact on fish population. There may be significant impact on fish populations in the Y-12 Plant area of EFPC, Lake Reality, and possibly even downstream depending upon the toxicity of the spilled material, quantity of material, duration of a continuing spill, and the flow rate of EFPC.

2.7 Toxicity Reduction Evaluation

The Y-12 Plant NPDES permit requires plant personnel to initiate a Toxicity Reduction Evaluation (TRE) study within 30 days of two consecutive significant toxicity test failures, or three significant toxicity test failures within a 12-month period, as specified in the biomonitoring requirements section of the permit (Part III-C, page 39). Although it was not required, a TRE was initiated in November 1994.

The Y-12 Plant TRE is a systematic evaluation intended to identify potential causes of toxicity in EFPC at the North/South Pipes and to determine the actions necessary to eliminate toxicity as defined in the Y-12 Plant NPDES permit. Because the Y-12 Plant is a complex facility with multiple wastewater treatment plant, process, and legacy discharges, the TRE involves an extensive investigation to identify toxicants of concern and cost-effective treatment or source-reduction options.

The Y-12 Plant TRE has four components and is modeled after guidance provided in the EPA publication *Generalized Methodology for Conducting Industrial Toxicity Reduction Evaluations (TREs)*. The first component or tier of the Y-12 Plant TRE is the Toxicity Identification Evaluation. The second tier of the Y-12 Plant TRE will involve a Source Identification Evaluation. The third tier of the Y-12 Plant TRE is an evaluation of toxicity reduction methods, followed by the last tier which is a follow-up and confirmation that methods have reduced toxicity.

2.8 Stop Work Authority

All personnel at the Y-12 Plant, including subcontractors and visitors, have the authority and responsibility to stop work considered to be an imminent danger to the safety or health of workers or other personnel, or to the environment. In such instances, employees are empowered to remove themselves and others from the hazard or take immediate actions to eliminate the hazard. Additionally, employees are not required to participate in work that they believe is a threat to their safety or health or to the environment. This policy is described in detail in Lockheed Martin Energy Systems, Inc., (Energy Systems) procedures.

SECTION 3

POTENTIAL POLLUTANT SOURCES

3.1 Toxic Substances Control Act (TSCA)/Polychlorinated Biphenyls (PCBs)

At the Y-12 Plant, PCBs have been used in transformers, capacitors, heat-transfer systems, hydraulic systems, etc. Polychlorinated biphenyls and items containing PCBs (PCB items) are also stored awaiting off-site disposal. Consequently, PCBs and PCB items are closely regulated under TSCA. Existing Y-12 Plant procedures control PCB management at the plant. The procedures apply to management issues such as disposal of PCB light ballasts, control of PCBs in the laboratory, and PCB storage area management.

Transformers

Transformers are used throughout the Y-12 Plant. These electrical devices contain varying quantities of oil. Presently, the Y-12 Plant has approximately 161 pole-mounted PCB transformers in the power-distribution system. These transformers have not been sampled for PCB content; however, due to regulation, they will be assumed to contain greater than or equal to 500 ppm PCB. A plan has been initiated to replace these transformers with non-PCB transformers. In addition, several high-voltage and pole-mounted transformers exist in the power distribution system with less than 50 ppm but greater than or equal to 2 ppm PCB. These transformers are not regulated for use under 40 CFR, Part 761. All transformers with a PCB concentration of greater than or equal to 50 ppm are inspected quarterly, and those with concentrations between 2 and 50 ppm are inspected annually.

Transformer Pads

In the late 1980s, all 89 PCB Askerel transformers were removed from the high-voltage system, and most were replaced with dry type equipment. The transformer pads for these Askerel transformers remain in place. Many pads are PCB-contaminated from historical leaks or spills of the Askerel fluid. These pads are cordoned off, and PCB spill signs are at each site.

Complications are incurred when attempting to decontaminate a porous material. A plan is being pursued to fit a steel plate over the PCB-contaminated transformer pads to ensure that PCB tracking does not take place.

Z-Oil

An active portion of the Y-12 Plant Z-Oil system (a massive heat-transfer system that once connected several buildings) uses mineral oil as a coolant. Levels of PCBs were inadvertently added to this portion of the Z-Oil system at some unknown time during past operations. The size of the Z-Oil system has been significantly reduced to the point where spills are highly unlikely from the active portion.

The active portion of the Z-Oil system is contained in Building 9204-3. The active portion is a closed system, completely disconnected from the inactive portion. The active portion contains approximately 30,000 gal of oil, as well as aboveground piping and system components. The average concentration of PCBs in the Z-Oil is currently 14 ppm, well below the 50 ppm ceiling set by the TSCA regulations. Walk down inspections are periodically performed on the system by Utilities Department personnel.

The inactive portion of the Z-Oil system has been drained, the storage house disconnected, and lines capped or blank-flanged. No components have been removed at this time. It is assumed that residual oil remains in the active system. The active portion of the system receives a periodic walk down inspection.

Spills from the Z-Oil system are handled by spill response personnel. One of the first priorities in a spill response situation at this facility is to shut down the system's pumps. This will decrease the outflow rate of Z-Oil from a leak point, facilitating closure of the leak and reducing the amount of spilled oil to be controlled and cleaned up.

PCB Storage Areas

Polychlorinated biphenyl waste is temporarily stored at the Y-12 Plant prior to shipment off site for disposal. Storage for disposal, in regards to TSCA, refers to the "temporary" (i.e., less than 12 mo) storage of PCBs designated for disposal. Uranium-contaminated PCB wastes are being stored in excess of the 1-yr limit imposed by TSCA because of the lack of treatment and disposal capabilities. A compliance agreement with EPA Region IV is being pursued. Polychlorinated biphenyl waste is stored in either a PCB 1-yr storage area or a PCB 30-day storage area. The Y-12 Plant has four liquid PCB storage tank locations which include the Waste Oil Solvent Storage Facility, the Disposal Area Remedial Action Liquid Storage Facility, the Flammable Mixed Waste Storage Facility, and the Transformer Oil Storage Facility.

Some PCB items may be stored for up to 30 days from date of removal from service, provided a notation is attached to the PCB item indicating the date the item was removed from service. These PCB 30-day areas are sometimes located outside; however, the containers will be covered and will be placed on all-weather surfaces, such as asphalt or concrete. To ensure protection of the PCB containers, all 30-day areas are inspected weekly.

Drained PCB-Contaminated Equipment

Polychlorinated biphenyl-contaminated transformers and other PCB-contaminated electrical equipment (between 50 and 500 ppm PCB) drained of free-flowing dielectric fluid are not subject to PCB storage requirements. Several drained PCB-contaminated and PCB-detectable (between 2 and 50 ppm PCB) transformers are located outside at the Y-12 Plant. In addition, several undrained PCB-detectable transformers are located in the line yard east of Building 9201-3. These pieces of equipment are not regulated for storage under 40 CFR, Part 761; however, the storage location is fenced and locked to ensure protection. The area is regularly inspected by electrical maintenance personnel. Should leaks be detected, spill response and cleanup are immediately undertaken.

PCB Spills

The cleanup of new PCB spills from a source of 50 ppm or greater will begin as quickly as possible and no more than 24 hr from the time of discovery, except that the cleanup of PCB transformers will begin within 48 hr. Any delays in the initiation of a cleanup will be justified (e.g., a civil emergency, adverse weather conditions such as a tornado, or emergency operating conditions) and documented. The cleanup will be given priority and will not be placed on indefinite hold. Spill areas that are inactive during "waiting periods" (i.e., awaiting sampling or analysis) will be cordoned off to restrict access. Response procedures for PCB spills are in accordance with the SPCC Plan for the Y-12 Plant.

3.2 Uranium

The production of weapons components primarily involves metallurgical and machine shop operations rather than chemical process activity. Although recycling/recovery of special nuclear material and metal cleaning processes have involved the use of acids, organic solvents, and other hazardous materials, environmental regulations have promoted minimal use and close tracking of these materials. The long half-life of ^{238}U (10^9 yr), however, requires continued effort to mitigate the effects of past practices that did not focus on containment of contamination.

Depleted uranium (^{238}U) and enriched uranium (^{235}U) are the primary isotopes handled at the Y-12 Plant. The extremely valuable ^{235}U is an accountable material handled in exclusive areas, which drastically reduces the possibility of inadvertent or intentional loss of significant amounts of the material. Depleted uranium in trace quantities is widespread in certain areas of the plant. A possible source of uranium in precipitation runoff may be fallout from stack emissions prior to the required use of high efficiency particulate air filters on all uranium stacks.

Because uranium is primarily considered an inhalation or ingestion hazard due to alpha activity, it is not perceived as an element posing significant risk in water that eventually flows off-site. However, since 1980, many actions have been taken to improve uranium isolation and minimize the potential for release into the environment. Besides the additional emissions controls and monitoring (with associated alarms), material that can be tracked out on shoes from uranium-processing areas is mitigated by the use of shoe scuffs and boundary control stations.

Current BMPs prohibit the unsheltered storage of uranium billets and address uranium as a potential contaminant to surface water by diverting runon and runoff from areas that contain materials suspected or known to be radioactively contaminated.

Uranium in wastewater is removed at the Y-12 Plant West End Treatment Facility via hydroxide precipitation. Sludge from this process is accumulated in large storage tanks near the facility. Some uranium-contaminated metal and equipment is stored at the Y-12 Scrap Yard (see Section 3.5). BMPs emphasize contingency control of uranium contamination due to accidental releases and minimization of overland runoff through contaminated areas.

Uranium concentrations measured in EFPC, just prior to it leaving the site (Station 17), consistently demonstrate activities below the derived concentration guidelines established in DOE Order 5400.5.

3.3 Mercury

The major source of mercury presently entering EFPC is through residual materials from the lithium isotope separation operations conducted at the Y-12 Plant from 1955 to 1963. Although these operations were conducted in closed systems (very little mercury was intentionally discarded as a process waste), significant losses did occur through mechanisms including process losses, leaks, spills, and trackout in equipment during maintenance operations. Most of the mercury lost to EFPC occurred between 1955 and 1959. About 192,500 lb of the total 239,000 lb of mercury lost to the creek occurred during that 8-yr period. Approximately 25 g/day of mercury residual is currently detected in EFPC at the Y-12 Plant daily.

By 1966, production activities requiring mercury had ceased, and all but one building (9201-4) formerly containing mercury had been stripped, decontaminated, and converted for other uses. Although

Building 9201-4 was decommissioned and mercury was drained from the equipment in the early 1980s, all mercury-contaminated equipment has not been removed from the building. Building 9201-4 remains out of service and closed except for decontamination efforts.

In 1985, an investigation was launched to determine the chronic and episodic sources of mercury that contaminate the Y-12 Plant drainage waters and to determine the impact that New Hope Pond had on effluent released to EFPC. The study showed that New Hope Pond acted as a very effective trap for mercury received from plant drainage waters. Several individual continuing sources of mercury were identified, and recommendations were made to monitor various locations within the plant and isolate mercury-contaminated streams from clean water streams. In addition, a task team equipped with vacuum-type equipment is trained to remove mercury from storm drains when visible mercury is discovered.

The NPDES permit requires the completion of projects which are designed to reduce mercury loading in EFPC to less than 5 g/day by December 31, 1998; however, this limit for mercury is under appeal by DOE. Mercury concentrations in the effluent from the Y-12 Plant have dropped considerably, and routine monitoring at Station 17 continues.

3.4 Historical Spill Sites

Table 3.1 is a listing of significant spills that have occurred at the Y-12 Plant in the past 3 yr. The events included are considered significant spills or releases with an identifiable source which occurred over a short period of time. This list does not include all incidents reported to the National Response Center as required under 40 CFR, Part 302.6, nor does it include minor oil sheens or discoveries of previously reported releases of mercury.

3.5 Salvage Yard

The Salvage Yard is an open and uncovered area in the western portion of the Y-12 Plant used for the storage of clean and radiologically contaminated scrap metals surplused from plant operations and construction/demolition work (see Y-12 Plant Storm Sewer Site Map C). The original storage area is now bisected (north-south) by a security zone that has been cleared of all materials. The result is an eastern and western area, both of which are maintained and operated by the Waste Management Organization.

Scrap metal is stored in both piles and SeaLand-type containers. Neither the piles nor containers are covered. Runoff from the areas is channeled into the adjacent plant storm water sewers. Runon from some adjacent areas is evident. All hazardous materials, including oils, greases, etc., have been removed from the scrap metal prior to arrival at the Salvage Yard. Waste Management personnel are in the ongoing process of containerizing radiological contaminated materials and shipping them off site for further processing. It is the intent to continue utilizing the Salvage Yard for storage and eventually remove all scrap metals.

The Salvage Yard is considered a source of metal and possibly radiological contamination for storm water runoff. A feasibility study was completed September 1993 that outlines measures that could be taken to control runon and runoff and provide for runoff collection in sediment basins. Runoff sampling and analysis for contaminates was conducted in early 1994 to determining actual contaminates and levels and thus, better define the extent of the potential problem.

TABLE 3.1

HISTORICAL SPILL SITES AT THE OAK RIDGE Y-12 PLANT

Date	Location	Quantity	Material
1/14/92	Believed to have originated at Building 9212/9818	10-20 gal	aluminum nitrate
1/24/92	Building 9212	600 lb	hydrogen fluoride
2/16/92	EFPC; North/South Pipes	< 20 gal	oil
4/3/92	Central Post	1.5 gal	ethylene glycol
5/12/92	Building 9712	5 gal	ethylene glycol
6/8/92	Building 9401-2	20-50 gal	chromated rinse water
7/20/92	Building 9204-2E	200 lb	aluminum oxide powder
8/19/92	EFPC; North/South Pipes	~10 lb	sodium aluminum silicate
9/21/92	Bethel Valley Road	50-60 gal	ethylene glycol
11/17/92	Building 9201-1	2 gal	xylene dimethyl benzene (RCRA waste)
11/24/92	EFPC	1 gal	hydraulic oil
12/1/92	Building 9206	2 gal	ethylene glycol
12/2/92	West End Treatment Facility	185 gal	treated effluent
12/15/92	Building 9204-2	10-15 gal	hydrochloric acid
2/3/93	Building 9204-4	200 gal	raw sewage
2/10/93	Building 9809	Unknown	uranium smoke
2/17/93	Building 9212	30 gal	caustic solution
2/22/93	Building 9616-3TK3	200-250 gal	process water
2/27/93	Building 9204-3	100-200 gal	raw sewage
3/25/93	Building 9404-3	25 gal	PCB oil
4/7/93	Building 9720-8	50 gal	diesel fuel
4/24/93	Building 9204-2	15-20 gal	hydrochloric acid
5/7/93	North Portal	~8 lb	ethylene glycol
5/11/93	Building 9404-12	350 gal	sulfuric acid

EFPC = East Fork Poplar Creek; PCB = polychlorinated biphenyls; RCRA = Resource Conservation and Recovery Act

TABLE 3.1

HISTORICAL SPILL SITES AT THE OAK RIDGE Y-12 PLANT

Date	Location	Quantity	Material
7/25/93	Bear Creek Burial Grounds	1 gal	PCB-contaminated
9/24/93	Building 9998	2 gal	ethylene glycol
11/20/93	Building 9204-2	5,000-6,000 gal	sodium hypochlorite, spill was contained in dike
12/17/93	Building 9204-2	1,000 gal	sodium hypochlorite
12/29/93	Building 9204-4	1,150 gal	rad-contaminated mop water, spill contained in dike
1/20/94	Building 9201-5E	6,000 gal	potable water
1/26/94	Building 9204-4	2,000 gal	chromated rinse water, spill contained in dike
2/15/94	Building 9401-2	1,700 gal	chromated rinse water, spill contained in dike
2/18/94	Mount Vernon Road	9 lb	ethylene glycol
4/14/94	Building 9995	350 gal	hazardous waste acid from analytical chemistry operations, spill contained in dike
4/18/94	Liquid Storage Facility	88 gal	PCB leachate, spill contained in dike
4/21/94	Building 9767-3	3,000 lb	R-114 Freon
4/22/94	Waste Coolant Processing Facility	700 gal	waste coolant, spill contained in dike
5/17/94	Building 9404-18	150 gal	acid waste
6/8/94	Elza Switchyard	20,000 gal	potable water
6/21/94	Liquid Storage Facility	3,300 gal	PCB leachate, spill contained in dike
6/21/94	Building 9723-25	4.5 lb	ethylene glycol
9/7/94	Building 9404-20	16 lb	ethylene glycol

EFPC = East Fork Poplar Creek; PCB = polychlorinated biphenyls; RCRA = Resource Conservation and Recovery Act

TABLE 3.1

HISTORICAL SPILL SITES AT THE OAK RIDGE Y-12 PLANT

Date	Location	Quantity	Material
10/12/94	Building 9723-11	9 lb	ethylene glycol
1/1/95	Biology Area	20,000 gal	potable water
2/15/95	Liquid Storage Facility	20 gal	PCB leachate, spill contained in dike
2/27/95	Building 9818	5,000 gal	nitrate waste, spill contained in dike
4/28/95	Building 9404-18	300 gal	softener water for demineralizer facility
4/30/95	Building 9401-3	100 gal	boiler blow-down
6/7/95	Second Street	1.5 lb	mercury
6/22/95	Bear Creek	2,000 gal	potable water
6/28/95	Landfills V & VII	4,500 gal	potable water
7/19/95	Building 9212	300-600 gal	brine solution
7/21/95	Building 9706-1A	79 lb	R-12 Freon
7/28/95	Liquid Storage Facility	15 gal	PCB wastewater, spill contained in dike
8/2/95	Building 9831; Manhole F-307	200 gal	raw sewage
8/3/95	EFPC, Outfall 109	< 5 gal	40% Styrene mixture

EFPC = East Fork Poplar Creek; PCB = polychlorinated biphenyls; RCRA = Resource Conservation and Recovery Act

3.6 Roofs

There are almost 600 buildings or trailers at the Y-12 Plant with approximately 100 being considered major facilities based solely on size. Roof surfaces, therefore, constitute considerable area subject to possibly unique contaminate concentrations from numerous exhaust systems. Additionally, most roofs are the primary locations for electrical and heating/cooling systems that can be the source of oils and greases. Roofs are also a potential collection area for bird droppings. Therefore, during storm events, plant roof areas can contribute a significant portion of the total plant runoff to EFPC.

Sampling and analysis of major roof drain runoff was conducted in 1994. This data did not indicate that roofs are significant sources of contaminates; therefore, no corrective actions are planned.

3.7 Parking Lots

See discussion presented in Section 2.1.3

3.8 Solid Waste Management Units (SWMUs)

For purposes of this plan, SWMUs include any discernable units that have ever accumulated, treated, stored, or disposed of solid wastes (regardless of whether the units were intended for waste management). Such units may include landfills, surface impoundments, waste piles, land treatment units, incinerators, injection wells, tanks (including storage, treatment, and accumulation tanks), container storage units, and recycling units. SWMUs include any units subject to 40 CFR, Part 264, plus the units not subject to such regulations on the DOE Oak Ridge Y-12 Plant site. The definition also includes areas contaminated by routine, deliberate, or systematic discharges from process components.

The SWMU definition also includes (1) RCRA Interim Status area or RCRA-permitted facilities that are exposed to storm water runoff, including completed closures that have not yet received state acceptance of submitted closure certifications, and (2) RCRA 90-day accumulation areas used for accumulating large amounts of RCRA hazardous wastes for no longer than 90 days, after which the wastes will be sent for treatment, storage, or disposal.

Not included in the SWMU definition (for this plan) are (1) areas or facilities physically located totally within buildings which preclude their coming in contact with storm water, and (2) RCRA satellite accumulation areas, both inside and outside buildings, which can accumulate a maximum 55 gal of waste (or 1 qt of P-listed acutely toxic waste). Satellite areas are judged not to represent a significant pollutant source.

Those SWMUs that may represent a significant potential storm water pollutant source are listed in Table 3.2. The Environmental Restoration (ER) organization is tasked with the responsibility of remediation of SWMUs under the RCRA and Comprehensive Environmental Response, Compensation, and Liability Act (CERCLA) regulations. Site investigation, remediation decision making, and actual remediation are ongoing activities being conducted by ER personnel. The SWMU list is currently being updated and revised by ER personnel. Annual funding authorizations and risk-based prioritization determine specifically which SWMUs are being addressed at any one time.

The priority Y-12 Plant ER project is Reduction of Mercury in Plant Effluent Phase II. The goal of this program is to achieve compliance with the NPDES limits for mercury. The initial actions of this program have been the removal of known sources of mercury (selected sumps in Building 9202-1) from EFPC by the

TABLE 3.2 Y-12 PLANT SOLID WASTE MANAGEMENT UNITS (SWMUs) SUBJECT TO CONTACT WITH STORM WATER

SWMU Name	SWMU No.	Unit Location	Outfall or Storm Water Monitoring Point	Description of Wastes
Chestnut Ridge Security Pits	YD-023	Chestnut Ridge	062, S18	Classified wastes including machining fixtures, parts, shipping containers, badges, computer tapes, trash; small quantities of lithium hydride, beryllium oxide, hydrochloric acid, mineral oil, organics, and lead. Unit has been closed.
Bear Creek Burial Grounds	YD-024	Bear Creek Burial Grounds	S13	Heavy metals, oils, coolants, salts, debris, solvents, asbestos, mop water, material contaminated with radioisotopes. Units have been closed.
Hazardous Chemical Disposal Area--Burn Yard-Bone Yard	YD-024-HC	Bear Creek Burial Grounds	S08	Reactive and explosive laboratory chemicals, gas cylinders, sanitary trash, metal shavings, solvents, oils, and laboratory chemicals, organics, metals, debris, acids, and beryllium. Area is inactive.
Chestnut Ridge Sediment Disposal Basin	YD-025	Chestnut Ridge	S17	Dredged sediments from New Hope Pond. Unit has been closed.
United Nuclear Landfill	YD-026	Chestnut Ridge	S20	Drums of uranium-contaminated soil and waste sludges fixed in concrete, boxes of equipment and soil, nitrate- and uranium-contaminated wastes. Unit is inactive.
Beta-4 Security Pits	YD-100	N of 9204-4	200	Uranium and uranium alloys, depleted and enriched uranium-contaminated metal, organic compounds, acids, and miscellaneous waste and debris. Unit is inactive.
Sanitary Landfill I	YD-101	Bear Creek Burial Grounds	S08	Sanitary trash. Unit has been closed.
Sanitary Landfill II	YD-102	S of 9213	S21	Sanitary industrial trash, beryllium oxide, asbestos, spoil materials, and other special wastes. Unit has been closed.
S-2 Site	YD-103	Third Street	200	Corrosive and toxic aqueous wastes, possibly halogenated and nonhalogenated solvents. Unit is inactive.
Coal Pile Trench	YD-104	W of 9401-3	503	Depleted uranium and depleted uranium alloys. Unit is inactive.
Ravine Disposal Site	YD-105	N of 9712	002	Primarily construction spoil and possibly a small amount of uranium. Unit is inactive.
Rust Spoil Area	YD-106	W of West End Treatment Facility	S24	Nonuranium-contaminated construction debris and spoil. Unit is inactive.
Spoil Area I	YD-107	S of Old Bear Creek Road near West End Treatment Facility	S06	Construction debris (e.g., concrete, asphalt, brick, brush, rock, tile). Unit is inactive.

TABLE 3.2 Y-12 PLANT SOLID WASTE MANAGEMENT UNITS (SWMUs) SUBJECT TO CONTACT WITH STORM WATER

SWMU Name	SWMU No.	Unit Location	Outfall or Storm Water Monitoring Point	Description of Wastes
Rogers Quarry	YD-108	Bethel Valley Road	S19	Fly ash slurry from steam plant; also some ferrous metals and small amounts of heavy metals, acids, and bases. Unit is inactive.
Filled Coal Ash Pond	YD-112	Near McCoy Branch	S19	Fly ash from steam plant. Unit is inactive.
Bear Creek Road Debris Burial	YD-873	SE quadrant of intersection of Bear Creek Rd and Old Bear Creek Rd, immediately W of Rust Spoil Area	S24	Soil mixed with debris. Beta/Gamma counts up to 250 cpm are present in some areas. Unit is inactive.
Creekside Debris Burial	YD-874	Wooded area on N side of Bear Creek where Spring SS-1 flows into Bear Creek	S06	Soil mixed with debris. Beta/gamma up to 300 cpm are present at some locations. Unit is inactive.
ACN Drum Yard	YS-015	W of 9720-13	200	Acetonitrile from 1986 to 1985; area previously stored equipment associated with an adjacent maintenance building. Unit is inactive.
9409-5 Storage Facility (IS-31); TS-07; TS-08	YS-017	9409-5; includes IS-31, TS-07, TS-08	033	Waste oil/solvent mixtures. Unit is inactive.
Salvage Yard Oil Storage Tanks	YS-018		200	PCB-contaminated oils. Unit is inactive.
Garage Underground Tanks (IS-03)	YS-019	W of 9712; includes IS-03 and TS-25	002	Waste oils, some of which contain chlorinated organics, PCBs, and uranium. Unit has been closed.
Salvage Yard Oil/Solvent Drum Storage Area	YS-020		200	Waste oils containing chlorinated organics, uranium, and/or beryllium; chlorinated organic solvents; nonchlorinated flammable solvents. Unit is inactive.
Building 9811-1 Tank Storage Unit (OD-7) (IS-23)	YS-021	9811-1	200	Waste oil/solvent/water mixtures. This unit operates under a RCRA Permit.
Interim Drum Yard (IS-20)	YS-030	W of 9720-32	200	Various hazardous, mixed, and nonhazardous wastes including chromium-containing sludge, mercury-contaminated wastes, chlorinated and nonchlorinated organics, plating solutions, and PCB-contaminated materials. Unit is inactive.
Building 9215 Tank	YS-032	sketch included	200	Mop water
Building 9808 Tank	YS-033	9808 outside	200	Rinse water from pump shop.
Building 9201-2 Tank	YS-034	S side of 9201-2	064	Demineralizer regeneration wastewater.

TABLE 3.2 Y-12 PLANT SOLID WASTE MANAGEMENT UNITS (SWMUs) SUBJECT TO CONTACT WITH STORM WATER

SWMU Name	SWMU No.	Unit Location	Outfall or Storm Water Monitoring Point	Description of Wastes
Building 9720-13 Tank	YS-035	S side of 9720-13	200	Rinse water from pump shop.
Waste Oil/Solvent Storage Facility (OD-9) (IS-28)	YS-039	9811-8	S04	PCB-contaminated waste oil containing various concentrations of organic solvents and uranium.
Liquid Organic Waste Storage Facility (OD-10) (IS-30)	YS-040	9720-45	S07	Chlorinated and nonchlorinated organics. This unit operates under a RCRA Permit.
Building 9212 Tank Farm	YS-041	N of 9723-25	200	Nitric acid and caustic wastes.
Chestnut Ridge Borrow Area Waste Pile	YS-042	Chestnut Ridge	S18	Mercury-contaminated soil. Unit is inactive.
East Chestnut Ridge Waste Pile (IS-32)	YS-043	Chestnut Ridge	017	Contaminated soil. Unit is inactive.
Disposal Area Remedial Action Liquid Storage and Treatment Unit	YS-052	Adjacent to 9720-60	S13	Groundwater contaminated with organics, PCBs, and oil.
Salvage Yard Scrap Metal Storage Area	YS-111	Salvage Yard	200	Scrap metal contaminated with low levels of depleted or enriched uranium.
Chesnut Ridge Uranium Oxide Vaults	YS-114	Intersection of Third St. and E Patrol Rd.	019	Uranium oxide. Unit is inactive.
Third Street Soil Pile	YS-116	S of 9404-3	098	Mercury-contaminated soil. Unit is inactive.
81-10 Soil Pile	YS-117	81-10	200	Mercury-contaminated soil. Unit is inactive.
Line Yard	YS-120	W of 9720-8	019	Electrical equipment.
Roofing Waste Pile	YS-122	S of 9204-4	200	Mercury-contaminated roofing waste. Unit is inactive.
SY-200 Yard	YS-125	Adjacent to Old Bear Creek Road	S06	PCB-, lead-, and radioactive-contaminated waste. Unit is inactive.
Mercury Contaminated Areas	YS-127	numerous	200	Mercury.
Building 9201-2 Transformer & Capacitor Storage Area	YS-128	9201-2	064	PCB-contaminated oil.
Building 9204-1 Transformer Storage Area	YS-129	9204-1	114	PCB-contaminated oil.
Building 9204-3 Transformer Storage Area	YS-130	9204-3	200	PCB-contaminated oil.
Tank	YS-215	9720-22 Tank	200	Wastewater and oil from press.
Tank	YS-216			Mop water.
Tank	YS-217	NE corner 9204-4	200	Dilute caustic cleaner.
Tank	YS-218	NE corner 9204-4	200	Ferric chloride/nitric acid.

TABLE 3.2 Y-12 PLANT SOLID WASTE MANAGEMENT UNITS (SWMUs) SUBJECT TO CONTACT WITH STORM WATER

SWMU Name	SWMU No.	Unit Location	Outfall or Storm Water Monitoring Point	Description of Wastes
Tank	YS-219	Between 9622 and First Street; adjacent to 9201 5E	200	Electrochemical machining wastewater contains chromium.
Tank	YS-220	9204-2E/9215 alley	200	Dilute phosphoric/chromic acid.
Tank	YS-221	9401-2	200	Dilute plating rinse solutions and acids.
Tank	YS-222	9204-2E/9215 alley	200	Dilute chromic/phosphoric acid and mopwater.
Tank	YS-223	9204-2E/9215 alley	200	Dilute wastewater.
Tank	YS-224	9204-2E/9215 alley	200	Mopwater, caustic and acid waste.
Tank	YS-225	E side of 9202	047	Laboratory wastewater and mop water.
Tank	YS-226	9204-	200	Etching waste and mopwater.
Tank	YS-227	9204-2	200	Caustic cleaning solutions.
Tank	YS-228	9204-2	200	Sodium hydroxide.
Tank	YS-229	S of 9201-5N	200	Detergent solution.
Tank	YS-230	S of 9201-5N	200	Dilute plating rinsewater.
Tank	YS-231	NW corner 9204-3	200	Isotope separation waste.
Tank	YS-232	SE corner 9204-4; adjacent to SW corner of 9201-5	200	Mop water and coolant.
Tank	YS-240	NE corner 9204-4	200	Dilute acid.
Tank	YS-241	NE corner 9204-4	200	Dilute cyanide rinse water.
Tank	YS-243	Between 9720-1 and 9201-1 Tank	109	Mop waters and waste machine coolant.
Dock 6	YS-300	E of 9212, Dock 6	109	Uranium-contaminated trash, scrap metal and asbestos.
Building 9995, Dock 12, AA-28	YS-301	E of 9995	109	Uncontaminated and uranium-contaminated asbestos, organic solvents, beryllium waste, used oil, uranium metal, and laboratory wastewaters
Dock 13	YS-302	SW corner 9995	109	Organic solvents, beryllium-, uranium-, and plutonium-contaminated trash, and used oil.
Dock 14 (includes AA-23)	YS-303	SE side of 9212, Dock 14	200	Uranium machine turnings, mixed metal machine turnings, mop water, waste machine coolant, uranium-contaminated trash, used oil, organic solvents, and scrap metal.
Dock 16	YS-304	SW side of 9996, Dock 16	109	Scrap metal.

TABLE 3.2 Y-12 PLANT SOLID WASTE MANAGEMENT UNITS (SWMUs) SUBJECT TO CONTACT WITH STORM WATER

SWMU Name	SWMU No.	Unit Location	Outfall or Storm Water Monitoring Point	Description of Wastes
Dock 17	YS-305	SE side of 9998, Dock 17	200	Uranium-contaminated trash and scrap, uranium oxide, and carbon scrap.
Dock 18	YS-306	E side 9215	200	Uranium-contaminated trash, metal scrap, and solvents, used oil, waste acetic acid, and waste machine coolant.
Building 9201-5 Southwest Yard	YS-307	9201-5 SW Yard	200	Perchloroethylene, methanol, and emulsifiers.
Dock 20	YS-308	W side 9998	200	Uranium-contaminated trash and scrap metal.
Dock 50	YS-309	SE corner 9728	021	Uranium-contaminated clothing and wastewater from respirator cleaning.
Dock 125	YS-310	9977-1, Dock 125		Used oil.
Dock 147	YS-311	E side 9204-2	200	Uranium-contaminated trash, photographic solutions, organic solvents, and used oil.
Dock 155	YS-312	N side 9201-4	200	Uranium-contaminated trash and mercury-contaminated scrap and trash.
Dock 164	YS-313	E side 9808	200	Uranium-contaminated trash, used oil, and paint thinner.
Dock 167	YS-314	NE corner 9201-5, Dock 167	200	Uranium-contaminated trash, beryllium-contaminated oils and solvents, photographic and other testing solutions, and used oil.
Dock 169	YS-316	NW side 9201-5	200	Uranium metal scrap, used oil, epoxies, and solvents.
Dock 212	YS-317	NE side 9204-2E	200	Uranium-contaminated trash, scrap metal and machine turnings, and beryllium- and solvent-contaminated trash.
Dock 213	YS-318	SW side 9204-2E	200	Photographic solutions, uranium-contaminated scrap metal, and epoxies.
Dock 214	YS-319	SE corner 9204-4	200	Photographic solutions, scrap metal, and epoxies.
Dock 216 (includes AA-22)	YS-320	SW side 9201-5N, Dock 216	200	Uranium-contaminated trash, scrap metal, metal machine turnings, photographic and metal plating solutions, uranium machine turnings, and used oil.
Building 9201-1 West Yard (includes AA-72)	YS-321	9201-1 W Yard	099	Metal machine turnings, used oil, graphite scrap, sanitary trash, and mop water.
Building 9201-5E, Northeast Yard	YS-322	9201-5E, NE Yard	200	Beryllium-contaminated solvents, uranium-contaminated liquids, and used oil.
Building 9201-5E South Yard	YS-323	9201-5E S Yard	200	Scrap metal, carbon foam, and beryllium-contaminated trash.
Building 9201-5W South Yard	YS-324	9201-5W S Yard	200	Uranium-contaminated trash, uranium and metal machine turnings, used oil, and other miscellaneous wastes.
Building 9202 East Dumpsters	YS-325	E side 9202	047	Uranium-contaminated trash.

TABLE 3.2 Y-12 PLANT SOLID WASTE MANAGEMENT UNITS (SWMUs) SUBJECT TO CONTACT WITH STORM WATER

SWMU Name	SWMU No.	Unit Location	Outfall or Storm Water Monitoring Point	Description of Wastes
Building 9202, East Pad, AA-31	YS-326	9202 E pad	047	Laboratory chemicals, and uranium- and beryllium-contaminated trash.
Building 9202 West Pad	YS-327	9202 W pad	047	Uranium-contaminated trash.
Building 9204-2 Hypochlorite Tanker Station	YS-328	SW corner 9204-2	200	Sodium hypochlorite wastewater.
Building 9204-2 West Yard, AA-12	YS-329	9204-2 W Yard	200	Drums of sludge, mineral oil, and various production wastes.
Building 9204-4 East Pad	YS-330	9204-4 E pad	200	Uranium-contaminated trash.
Building 9204-4 SW Yard	YS-331	9204-4 SW yard	200	Uranium-contaminated trash, uranium and metal machine turnings, uranium oxide, used oil, and uranium-contaminated metal scrap.
Building 9206 Southeast Dock (includes AA-13)	YS-332	9206 Dock 215	135	Scrap metal, uranium-contaminated trash, asbestos, and uranium-contaminated organic solvents.
Building 9215 West Pad	YS-333	9215 Dock 19E	200	Used oil and scrap metal.
Building 9401-2, AA-17	YS-334	9401-2 polytank station	200	Electroless nickel bath and nitric acid.
Building 9401-3 East Yard	YS-335	9401-3 E yard	200	Used oil.
Building 9404-11, AA-11	YS-336	9404-11 W yard	200	Used acetonitrile and rinse water.
Building 9620-2 West Yard	YS-337	9620-2 W yard	021	Used oil.
Building 9712 Northeast Yard (includes AA-03)	YS-338	E side 9712	002	Used oil and solvents.
Building 9720-3 North Yard	YS-339	9720-3 N Yard	200	Uranium-contaminated trash.
Building 9720-6 North Polytank Stations	YS-340	N side 9720-6	010	Laboratory and miscellaneous wastewater.
Building 9720-13 West Yard	YS-341	W side 9720-13	200	Uranium-contaminated trash and used oil.
Building 9744 North Dock	YS-342	9744 N dock	200	Uranium-contaminated filters.
SID 50/51 Tanker Station	YS-344			Waste nitrate solution and waste caustic.
Building 9995, AA-28	YS-345	E side 9995, Dock 12	109	Miscellaneous waste laboratory acids and wastewaters.
Building 9204-2, AA-12	YS-346	SW side 9204-2	200	Used oil, solvents, anisole, batteries, aerosol cans, and chemical products.
Building 9731 South Pad (includes AA-33)	YS-347	9731 S pad	114	Nitric acid and photographic solutions.
Dock 119	YS-348	SE side 9204-1	114	Copy machine toner.
Building 9733-2 Dock	YS-349	9733-2	109	Copy machine toner.

TABLE 3.2 Y-12 PLANT SOLID WASTE MANAGEMENT UNITS (SWMUs) SUBJECT TO CONTACT WITH STORM WATER

SWMU Name	SWMU No.	Unit Location	Outfall or Storm Water Monitoring Point	Description of Wastes
Building 9111/9112 Dock	YS-350		200	Copy machine toner.
9401-2 East Yard (includes AA-10)	YS-351	9401-2 E yard	200	Spent plating solutions and sludges.
Rust Engineering Storage Yard	YS-401		S06	Concrete-finishing and coating compounds.
Rust Engineering Sludge Storage Area	YS-402			Sludge from treatment of raw water at the Y-12 Water Treatment Plant.
Building 81-10; AA-69	YS-700	81-10	200	Contaminated soil.
Building 9204-3; AA-82	YS-705	NW corner 9204-3; polytank	200	Wastewater.
Building 9998; AA-87	YS-707	NW corner 9998	200	
Building 9202; AA-91	YS-708	9202; E Pad; S end of shed area	047	
Building 9720-24; AA-94	YS-710	9720-24 warehouse	200	
Building 9204-4; AA-70	YS-715	NE corner 9204-4; tanker	200	Plating rinse water.
Building 9201-1; AA-72	YS-716	9201-1; W Yard	099	Mop water and spent coolant.
Building 9720-6; AA-75	YS-718	S side 9720-6	010	Used refrigerant oil.
Building 9767-13; AA-77	YS-719	E side 9767-13	200	Used oil, kathene with chromates, and kathene-contaminated solids.
Building 9409-2; AA-78; AA-128	YS-720	9409-2; W of cooling tower on Third St.	086	Used oil and oily solids.
Kerr Hollow Quarry; AA-83	YS-722	Kerr Hollow Quarry; on the bluff	S17	Shredded material from quarry; radioactive material in ST-5 boxes. Unit has been closed.
Kerr Hollow Quarry; AA-84	YS-723	Kerr Hollow Quarry; by the quarry	S17	Shredded material from quarry in ST-5 box. Unit has been closed.
Building 9720-60; AA-86	YS-725	9720-60 container accumulation	S13	Waste solids, wastewater contaminated with metals, organics, and low-level radionuclides
Building 9616-7; AA-89	YS-727	West Tank Farm; Tank Farm 2; Pad 2	S05	Acid and caustic waste, plating shop wastes, photodevelopment wastes, and nitrate-bearing rinse waters.
Building 9720-16; AA-90	YS-728	NW of 9720-16	200	Fluorescent tubes.
Building 9201-5; AA100	YS-734	SE corner 9201-5; outside	200	Rinse waters from tank cleanout; mercury- and cresol-contaminated
Building 9201-1; AA-24	YS-736	9201-1 E Yard	067	Used oil and miscellaneous waste.

TABLE 3.2 Y-12 PLANT SOLID WASTE MANAGEMENT UNITS (SWMUs) SUBJECT TO CONTACT WITH STORM WATER

SWMU Name	SWMU No.	Unit Location	Outfall or Storm Water Monitoring Point	Description of Wastes
Building 9201-4; AA102	YS-740	SE corner 9201-4; outside near tank 2100U	200	Lead-, mercury-, and chromium-contaminated sludge and water.
Building 9201-4; AA104	YS-741	SE corner 9201-4; outside near tank 2100U	200	Lead-, mercury-, and chromium-contaminated sludge and water.
Building 9201-5; AA-09	YS-742	S side 9201-5	200	
Building 9201-5; AA-20; AA-64	YS-743; YS-749	E side 9201-5; Dock 167	200	Used oil and beryllium oxide oil filters.
Building 9201-5; AA-21	YS-744	9201-5; W Shop; SW Yard	200	Used oil and miscellaneous wastes.
Building 9201-5E; AA-55	YS-748	NE corner 9201-5E	200	Mop water and spent coolant.
Building 9201-5N; AA-16	YS-750	9201-5N; W end polytank	200	Wastewater.
Building 9201-5N; AA-30	YS-751	9201-5N; Tanker SE of Dock 216`	200	Mop water and spent coolant.
Building 9201-5W; AA-54	YS-754	SW corner 9201-5W; mopwater tank	200	Mop water and spent coolant.
Building 9203; AA120	YS-757	9203; S Pad	047	Miscellaneous waste.
Building 9204-2; AA117; AA127	YS-758	W of 9204-2	200	Sodium hydroxide and sodium hypochlorite.
Building 9204-4; AA-41	YS-760	NE corner 9204-4	200	
Building 9206; AA-13	YS-763	9206 E Side	135	Distillates, organics, mop water, coolant, freon, combustibles, acids, oil, aerosol cans, batteries, and light bulbs.
Building 9401-2; AA-10	YS-774	W side 9401-2; outside	200	Acid baths, nickel-chloride plating solution, lead plating solution, and nickel strip solution.
Building 9616-6; AA-18	YS-780	9616-6	S05	
Building 9616-7; AA-26	YS-781	9616-7; E Side WETF	S05	Miscellaneous wastewater.
Building 9616-7; AA-38	YS-782	9616-7; WETF; outside	S03	Contaminated solids, spent filters, and spent carbon.
Building 9616-7; AA-39	YS-783	9616-7; SW of tank farm	S05	Miscellaneous wastewater.

TABLE 3.2 Y-12 PLANT SOLID WASTE MANAGEMENT UNITS (SWMUs) SUBJECT TO CONTACT WITH STORM WATER

SWMU Name	SWMU No.	Unit Location	Outfall or Storm Water Monitoring Point	Description of Wastes
Building 9616-7; AA122	YS-784	West Tank Farm #1; Unloading Pad	S02	Metal sludge.
Building 9616-7; AA125	YS-785	W of 9616-7	S05	Contamianted solids, spent filters, and spent carbon.
Building 9623; AA107	YS-787	9623; outside near tank 2101U	200	Lead-, mercury-, and chromium-contaminated sludge and water.
Building 9712; AA112	YS-789	W of Building 9712	002	Organic wastes and personal protective equipment.
Building 9720-13; AA-05	YS-791	9720-13 Pump Shop	200	Used oil, oily rags, and petroleum solvents.
Building 9720-6; AA-06	YS-798	S side 9720-6	010	
Building 9720-6; AA-43	YS-799	SE corner 9720-6; polytank	010	
Building 9731; AA-33	YS-802	9731 S Pad	114	Miscellaneous wastes.
Building 9754; AA-49	YS-804	9754; tanks directly N of building	004	
Building 9754; AA-50	YS-805	9754; N of miscellaneous waste from tank excavation	004	
Building 9767-13; AA-40	YS-806	9767-13; polytank section of tank transfer area	200	
Building 9769; AA-15	YS-807	9769; Dock 251 (Outside)	021	Acids, hexane, PCBs, miscellaneous organics, and methylene chloride.
Building 9818; AA-19	YS-811	9818 Tanker Loading station; NW corner of 9212	200	Nitrate waste, biodenitrification sludge waste, and caustic waste.
Building 9983-47; AA129	YS-812	9983-47		Sodium hydroxide and sodium hypochlorite.
Kerr Hollow Quarry; AA-61	YS-815	Kerr Hollow Quarry; near front access gate	S17	Absorbent materia, rubber gloves, oil- and grease-contaminated tyvek suits, bulk oil, and grease. Unit has been closed.
Building 9212; AA-53	YS-818	9212; alley	200	Mop water and spent coolant.
9818, NW Side, AA130	YS-819	9818	200	Light bulbs, aerosol cans, scrap metal, and starters.
LSF Diked Area; AA137	YS-826	Building 9720-60	S13	Contaminated personal protective equipment, solids, and spent filter drums.
9103; AA-45	YS-831	Building 9103, W Dock	200	Photographic fixer, and spent batteries.

TABLE 3.2 Y-12 PLANT SOLID WASTE MANAGEMENT UNITS (SWMUs) SUBJECT TO CONTACT WITH STORM WATER

SWMU Name	SWMU No.	Unit Location	Outfall or Storm Water Monitoring Point	Description of Wastes
9207; AA-59	YS-832	9207, N Dock, Room 1019	021	
Urea Storage Site	YS-834	Chestnut Ridge	017	Not waste storage. Unit is inactive.
9202; AA143	YS-835	9202, E Pad, SE End of Pad	047	Radioactive-contaminated lead and ferrous metal.
9998, Beside Dock 20 (TS-34)	YS-849	9998, Beside Dock 20	200	PCB and Capsur combustibles and Capsur liquids.
Y-12 Plant Pistol Range	YS-860	S of New Hope Pond	007	Lead.
Old Fuel Station Site	YS-861	Scarboro Road	9422-1	Fuel.
9616-6, Outside, North of Building (AA-147)	YS-863	N of 9616-6, Outside	S02	Corrosive wastewater samples.
9720-47, Hypo Station (AA-149)	YS-866	9720-47; Hypo Station	200	Silver-contamianted rain water.
9818, Northwest of Building (AA-152)	YS-868	9818	200	Raffinate.
9983-BZ, NE of Bldg. (AA-153)	YS-869	NE of 9983-BZ		Solids and liquids from dike decontamination.
9204-3, Northwest Corner, Dike 40 (AA-155)	YS-872	NW corner 9204-3; Dike 40	200	Corrosive TCLP wastewater.
Biodenitrification Unit	YT-002	9818	200	Nitrate-bearing uranium recovery wastes.
Waste Machine Coolant Biodegredation Facility	YT-003		200	Waste machine collants containing organic carbon, chlorinated organics, methyl ethyl ketone, some EP toxic metals, and depleted uranium. Unit is inactive.
Oil Retention Pond No. 1	YT-008	Bear Creek Burial Ground	S13	Seepage from burial trenches. Unit has been closed.
Oil Retention Pond No. 2	YT-009	Bear Creek Burial Ground	S13	Seepage from burial trenches. Unit has been closed.
New Hope Pond	YT-010		9422-1	Discharges to New Hope Pond have contained plating rinsewaters, acids, caustics, and various organics. Unit has been closed.
Kerr Hollow Quarry (IS-02)	YT-012		S17	Water-reactive and potentially explosive wastes, including alkali metals, metal hydrides, unstable organics, chlorides, and materials with dangerous properties. Unit has been closed.

TABLE 3.2 Y-12 PLANT SOLID WASTE MANAGEMENT UNITS (SWMUs) SUBJECT TO CONTACT WITH STORM WATER

SWMU Name	SWMU No.	Unit Location	Outfall or Storm Water Monitoring Point	Description of Wastes
Waste Material Preparation Facility	YT-013	9720-28, 9401-4	200	General plant trash, light gauge ferrous metals, and wooden pallets, all of which are contaminated with low levels of uranium. Unit is inactive.
Oil Landfarm	YT-014	Bear Creek Burial Ground	S08	Used oil and machine coolant. Unit has been closed.
Waste Coolant Processing Facility	YT-038	S of 9204-4	200	Waste machine coolants containing organic carbon, chlorinated organics, methyl ethyl ketone, some EP toxic metals, and depleted uranium. Unit is inactive.
Decant Treatment Facility	YT-044	Formerly S-3 Liquid Treatment Facility	S02	Denitrified supernatant from S-3 Ponds and West End Treatment Facility tanks. Unit is inactive.
Sewer Sediment Drying Facility	YT-118	S Patrol Road, next to Containerized Waste Storage Area	062	Mercury-contaminated storm sewer sediments. Unit is inactive.
Interim Reactive Waste Treatment Area (IS-42)	YT-150	W of 9830-1	S10	Sodium-potassium alloy. Unit is inactive.
Uranium Treatment Unit (IS-48)	YT-151	9206; E dock	135	Uranium-contaminated solutions. Unit is inactive.

construction and operation of an Interim Mercury Treatment Unit. The Central Mercury Treatment Unit is being designed for handling mercury-contaminated sump flows from other buildings. Personnel from ER are currently conducting investigations (sampling and analysis) of runoff for the upper EFPC, Bear Creek, and McCoy Branch drainage areas. Four dry-weather sampling events for upper EFPC were completed in 1993, and several storm water sampling events were completed in 1994. This data may assist in identification of which specific SWMUs are potential contributors to runoff contaminates. This type of investigation may continue until specific remediation actions are identified and completed.

3.9 Areas Where Significant Materials are Stored, Treated, or Disposed

For the purpose of this SWP3, significant materials include but are not limited to the following types of materials:

- raw materials
- solvents
- fuels
- detergents
- metallic products
- CERCLA hazardous substances
- Superfund Amendments Reauthorization Act extremely hazardous substances
- fertilizers
- herbicides
- pesticides
- waste products
- scrap metal

A detailed discussion is provided in Section 4, "Outfall Specific Information," of the significant materials stored in the areas drained by the storm water outfalls and monitoring points.

3.10 Urea and Salt Storage

Urea is purchased in bags rather than bulk and is stored in a semienclosed, roofed area on the east side of Building 9720-2. Because of these changes, the potential that a urea release could reach a surface stream is remote. The Salt Storage Area is used to store road salt and gravel. It is located just west of Building 9993. The facility consists of a row of three plywood bins, each measuring 20 ft wide by 45 ft long by 6 ft high on an asphalt-paved lot that slopes to the north. Road gravel is stored in the center bin, and road salt is contained in the two adjacent bins. A plastic covering on each of the salt bins protects the contents from precipitation and wind, as do the bin walls. The asphalt pavement under the bins protects against leaching.

3.11 Water Priority Chemicals (WPCs)

Water priority chemicals (WPCs) are those chemicals which meet the following criteria:

1. Listed at 40 CFR, Part 372.65; and
2. Manufactured, processed, or used above threshold levels; and
3. Meet <u>one</u> of the following:
   a. Listed in 40 CFR, Part 122, Appendix D, Tables II, III, or V;
   b. Listed as a "hazardous substance" at 40 CFR, Part 116.4; or
   c. EPA listed pollutants for which acute or chronic toxicity criteria have been published.

3.11.1 Storage of WPCs

The WPCs in use at the Y-12 Plant include hydrochloric acid, methanol, and nitric acid. This list will be updated each year. Table 3.3 contains a list of the locations where WPCs are stored. These locations provide one or more of the following storm water protection measures: curbing, gutters, or other drainage control, roofs, covers, or other protection from storm water or wind.

The WPCs are stored in containers (i.e., tanks, drums) and are conveyed in overhead piping which are compatible with their contents. Most WPCs are stored indoors or under a roof or cover to prevent contact with storm water. If the WPC container must be exposed to storm water (i.e., bulk storage tanks, rail car unloading areas), secondary containment is provided, and accumulated storm water is not released to the environment until sampling has confirmed that a leak has not occurred. All secondary containment units are manually drained to prevent accidental discharge.

3.11.2 Surveillance of WPC Storage Areas Exposed to Storm Water

See Section 2.5.3 for a description of secondary containment dike surveillances.

Surveillance frequency of WPC storage areas exposed to storm water varies from daily to monthly depending on the quantity and frequency of use of the chemical, as well as operational experience. The surveillances are conducted by a designee of the facility manager and are designed to identify leaks or conditions which could lead to direct contact of storm water these WPCs. Visual inspections are conducted of any overhead piping conveying WPCs to ensure that unintentional discharges are minimized. Personnel in the WCS also conduct a surveillance of these areas annually. The WPC storage areas are listed in Table 3.3.

3.11.3 Training for Personnel Managing WPCs

See Section 6.3 for a description of the storm water pollution prevention training program.

TABLE 3.3 STORAGE LOCATIONS OF WATER PRIORITY CHEMICALS

Chemical Name	Container Type	Building No.	Storage Location
Hydrochloric Acid	Glass Bottles	1405	Inside
Hydrochloric Acid	Glass Bottles	9206	Inside, Second Floor, Room 100E
Nitric Acid	Tank Inside Building	9206	Inside, Second Floor, Room 100E
Nitric Acid	Aboveground Tank	9206	Outside, West Side
Hydrochloric Acid	Glass Bottles	9207	Inside, First Floor
Hydrochloric Acid	Glass Bottles	9207	Inside, Fourth Floor
Methanol	Glass Bottles	9207	Inside, Fifth Floor
Methanol	Glass Bottles	9207	Inside, Third Floor
Nitric Acid	Plastic Bottles	9207	Inside, Annex
Nitric Acid	Plastic Bottles	9207	Inside, Fifth Floor
Nitric Acid	Plastic Bottles	9207	Inside, First Floor
Nitric Acid	Plastic Bottles	9207	Inside, Fourth Floor
Nitric Acid	Tank Inside Building	9212	Inside, B-1 Wing, Penthouse
Nitric Acid	Glass Bottles	9212	Inside, E-Wing, Room 1021
Methanol	Glass Bottles	9215	Inside, Basement
Methanol	Glass Bottles	9766	Inside, First Floor, Room 18
Hydrochloric Acid	Glass Bottles	9769	Inside, Second Floor
Methanol	Glass Bottles	9769	Inside, Second Floor
Methanol	Glass Bottles	9769	Inside, Third Floor
Nitric Acid	Aboveground Tank	9815	Outside
Hydrochloric Acid	Glass Bottles	9995	Inside, Basement
Hydrochloric Acid	Glass Bottles	9995	Inside, First Floor
Methanol	Glass Bottles	9995	Inside, Basement
Methanol	Glass Bottles	9995	Inside, First Floor
Hydrochloric Acid	Plastic Drum	9201-5	Inside
Hydrochloric Acid	Glass Bottles	9201-5	Inside
Methanol	Can	9201-5	Inside, First Floor
Nitric Acid	Glass Bottles	9201-5	Inside, Second Floor
Hydrochloric Acid	Glass Bottles	9201-5N	Inside, First Floor, Room 133
Methanol	Can	9201-5N	Inside
Nitric Acid	Glass Bottles	9201-5N	Inside, First Floor, Room 133
Methanol	Plastic Bottles	9204-1	Inside
Hydrochloric Acid	Aboveground Tank	9204-2	Outside, West Side
Methanol	Can	9204-2	Inside, Basement
Methanol	Can	9204-2	Inside, First Floor
Methanol	Can	9204-2	Inside, Second Floor
Hydrochloric Acid	Glass Bottles	9204-2E	Inside, Third Floor
Methanol	Glass Bottles	9204-2E	Inside, Third Floor
Nitric Acid	Glass Bottles	9204-2E	Inside, Third Floor
Hydrochloric Acid	Glass Bottles	9204-3	Inside, First Floor
Nitric Acid	Glass Bottles	9204-3	Inside, First Floor
Nitric Acid	Steel Drum	9204-3	Inside, Second Floor
Hydrochloric Acid	Glass Bottles	9204-4	Inside, Second Floor
Methanol	Glass Bottles	9204-4	Inside, Basement
Methanol	Glass Bottles	9204-4	Inside, First Floor
Methanol	Can	9204-4	Inside, Second Floor
Methanol	Glass Bottles	9204-4	Inside, Second Floor
Nitric Acid	Glass Bottles	9204-4	Inside, Second Floor
Hydrochloric Acid	Plastic Drum	9401-2	Inside, Plating Shop, Annex
Hydrochloric Acid	Glass Bottles	9401-2	Inside, Plating Shop, Annex
Methanol	Plastic Bottles	9401-2	Inside, Plating Shop, Annex
Nitric Acid	Glass Bottles	9401-2	Inside, Plating Shop, Annex

TABLE 3.3 STORAGE LOCATIONS OF WATER PRIORITY CHEMICALS

Chemical Name	Container Type	Building No.	Storage Location
Hydrochloric Acid	Glass Bottles	9401-3	Inside, First Floor
Methanol	Steel Drum	9720-2	Inside, Bay 43 Flammable Storage
Nitric Acid	Glass Bottles	9720-2	Inside, Bay 10
Nitric Acid	Glass Bottles	9720-2	Inside, R36
Methanol	Steel Drum	9767-4	Inside, Compressor Area

NOTICE

Section 4 and Maps B and C of this document have been determined to contain Unclassified Controlled Nuclear Information per Section 148 of the Atomic Energy Act of 1954, as amended (42 U.S.C. 2168).

In order to protect this information as required in 10 CFR, Part 1017, this information has been included in a separate attachment, "Storm Water Pollution Prevention Plan for the Oak Ridge Y-12 Plant, Addendum." For access to this attachment, please contact B. E. Skaggs at (423) 241-2582.

SECTION 5

STORM WATER MONITORING PLAN FOR THE Y-12 PLANT

5.1 Background

Initial quantitative testing on a number of discharges characteristic of plant drainage areas was performed, and the results were provided to the TDEC in the form of a storm water permit application (see Appendix A). The NPDES permit for the Y-12 Plant requires further characterization of these and other storm water discharges.

The NPDES permit also requires the permittee to make a minimum of 25 storm water characterizations per year under this monitoring plan including both grab and composite sampling in each characterization. The storm water characterization results will be compared to the results submitted in the storm water permit application. A follow-up investigation will be conducted if pollutant levels indicate pollutants are getting into the storm water runoff. Such pollutant levels do not have to be a threat to water quality before the investigation is begun. For example, elevated chloride, sulfate, or fecal coliforms may serve as indicators of other pollutants without constituting a threat to water quality in and of themselves.

Project Objective

The objective of the storm water characterization effort is to comply with the storm water characterization requirements of the Y-12 Plant NPDES permit.

5.2 Requirements

5.2.1 Category I Storm Water Outfalls and Monitoring Points

The permit states that storm runoff from Category I outfalls will be monitored by a characterization at least twice during the permit period using flow-weighted or time-weighted composites. Characterization of a single outfall may be made where several outfalls are very similar, rather than characterization of each of the outfalls in this group of similar outfalls. Approval of this SWP3 by the Division of Water Pollution Control of the TDEC will serve as approval of the various outfall groupings for monitoring purposes.

Characterization will be conducted at Outfalls 007 and 033 during the first year of the permit; Outfall 032 has been eliminated. Others to be characterized at least twice during the permit period include the following: 003, 006, 008, 009, 011, 015, 018, 045, 046, 058, 062, 086, 087, 098, 110, 134, 213, S01, S03, S04, S06, S07, S09, S15, S16, and S18.

5.2.2 Category II Storm Water Outfalls and Monitoring Points

Category II outfalls will have representative storm flow characterizations made at least once per year. Storm water composite samples will be either flow weighted or time weighted. Characterization of one outfall may be made where several outfalls are very similar, rather than characterization of each of the individual outfalls in this group of similar outfalls. Approval of this SWP3 by the Division of Water Pollution Control of the TDEC will serve as approval of the various outfall groupings for monitoring purposes.

Storm water sampling that is made of ponds or quarries where runoff collects may be sampled by other than an initial grab sample and a flow-weighted composite where an alternative sampling scheme seems justified.

Such alternative sampling for these situations may be made if the Division of Water Pollution Control of the TDEC approves of the sampling methods. The following outfalls and monitoring points are Category II: 004, 010, 014, 016, 019, 020, 041, 044, 057, 063, 064, 067, 083, 088, 099, 126, S02, S08, S10, S11, S12, S13, S17, S19, S20, S21, S22, S24, S25, S26, S27, S28, and S29.

5.2.3 Category III Storm Water Outfalls and Monitoring Points

Category III outfalls will have representative storm flow characterizations made according to the SWP3 at least once per year. Storm water composite samples will be either flow weighted or time weighted. Characterization of one outfall may be made where several outfalls are very similar, rather than characterization of each outfall in this group of similar outfalls. However, such groupings will be listed in the SWP3 and be approved by the TDEC, Division of Water Pollution Control. The following outfalls and monitoring points are Category III: 002, 034, 042, 047, 048, 054, 071, 109, 113, 114, 125, S05, and S14.

5.2.4 Storm Water Outfalls of Special Interest

No specific requirement exists in the NPDES permit to perform a storm water characterization at the following four outfalls: 017, 021, 135, and 200.

Due to the magnitude of the flows from each of these outfalls and, consequently, their potential for positive or negative impact on the water quality of the EFPC, Y-12 Plant personnel have chosen to include them in this SWP3. A storm water characterization will be conducted at each of these four outfalls once per year.

5.3 Sampling

Sites listed under each permit category (I, II, and III listed in Tables 5.1A, 5.1B, and 5.1C) will be grouped (see Tables 5.2A, 5.2B, and 5.2C) within their respective categories based on their similarity as to land use and possible pollutants. Only one site in the grouping will be sampled during the specified time period, and a different site will be chosen each time period. If only one site constitutes a grouping, then that site will be sampled every time period. If there is more than one site in a grouping, and all sites have been sampled, sampling will continue one site per time period throughout the life of the permit. Grab and composite samples will be taken from each sampling site (listed in Tables 5.1A, 5.1B, 5.1C, and 5.1D) using the groupings and schedule detailed in Tables 5.2A, 5.2B, 5.2C, and 5.2D. When sampling quarries, ponds, or other impoundments, only grab samples will be collected. Sampling will begin with the onset of a storm event after 48 hr of less than 0.1 in. of precipitation. Grab samples will be obtained during the first 30 min of the discharge or as soon after as practicable. Automatic composite samplers will be started by a rain gauge, and sampling will continue for 3 hr or for the entire event. The storm event will be at least 0.1 in. in magnitude. Where feasible, the variance in the duration of the event and the total rainfall of the event will not exceed 50% from the average or median rainfall event in this area. According to Scientific Application International Corporation, an average rainfall event, for the Central U. S. Rain Zone (which contains East Tennessee), has a duration of 9.2 hr and a magnitude 0.62 in. This translates to a rainfall that has a magnitude between 0.31 and 0.93 in. with a duration between 4.6 to 13.8 hr. Rainfall magnitude and duration along with total discharge flow for the sampling period will be recorded by the automatic sampling equipment and downloaded to a portable personal computer. Flow measurements will be taken by flow meters programmed for the particular site configuration, such as round pipes, weirs, or flumes. Ditches and streams will be measured using a portable flume with a suitably programmed meter. However, if a stream is heavily lined with large gravel, dimensions of the channel will be recorded and flows will be estimated from level measurements taken by the flow meter and the dimensions of the channel. All sites will be sampled for

heavily lined with large gravel, dimensions of the channel will be recorded and flows will be estimated from level measurements taken by the flow meter and the dimensions of the channel. All sites will be sampled for a common listing of analytical tests. The tests to be performed and procedures used for analysis are detailed in Table 5.3. Additional tests are required at some sites; these are detailed in Table 5.4.

Each year, every effort will be made to complete the storm water sampling schedule in accordance with the requirements outlined herein. Collection of samples and reporting of the data to satisfy the plan requirement, if accomplished outside of the rainfall guidelines, will not necessarily be construed as a nonconformance to this plan.

Parameter Selection Criteria

The following parameters are required when applying for a storm water discharge permit:

BOD	Nitrites
COD	Total phosphorus
Total suspended solids	Oil and grease
Total Kjeldahl nitrogen	pH
Nitrates	

The following parameters are suspected present at the Y-12 Plant or were found in the previous storm water characterizations:

Mercury	Some inductively-coupled plasma (ICP)-determined metals
Sulfate	Surfactants/methylene blue activated substances (MBAS)
Fecal coliform	Alpha activity
Uranium	Beta activity
Phenols	Gamma activity

The following parameters were found at some sites and will be monitored at those monitoring points and others within the same grouping:

Volatile organics
PCBs
Pesticides
Base neutrals and acid extractables
Cyanide

Quality Control

Approximately one sample out of every twenty will be taken in duplicate, and the results compared for sampling consistency. Due to inadequate sample volumes, some parameters may have to be taken in duplicate at different monitoring points. A blank of laboratory water will also be prepared and sent to the laboratory for analysis for every twenty samples. All samples will be kept under chain of custody at all times according to procedure ESP-500. All equipment will be decontaminated between samples in accordance with ESP-900. All grab and composite samples will be taken in accordance with ESP-301-1 and ESP-301-3, respectively. All analyses, with the exception of alpha, beta, and gamma activities and uranium, will be conducted in accordance with NPDES-accepted methodology.

Safety Concerns

The sampling technicians will wear safety glasses, gloves, and company clothing as the minimum personal protective equipment. Due to inclement weather conditions, sampling personnel will work in teams of at least two persons at all times. Some larger outfalls may require confined space entries to install flow-monitoring equipment.

5.4 Data Management

Data will be stored and managed in the Environmental Monitoring Management Information System. Data will be supplied, as it is acquired, to the TDEC as an attachment to the monthly NPDES Discharge Monitoring Report.

TABLE 5.1.A

CATEGORY I STORM WATER OUTFALLS AND MONITORING POINTS

Site	Description	Grouping
003	Concrete trench to EFPC	A
006	24-in. CMP outfall to EFPC	B
007*	24-in. RCP outfall to EFPC	B
008	36-in. RCP outfall to EFPC	C
009	14-in. CS outfall to EFPC	C
011	16-in. RCP outfall to EFPC	A
015	6-in. CS outfall to EFPC	C
018	12-in. CMP outfall to EFPC	C
033*	36-in. TC outfall to EFPC	E
045	15-in. C outfall to EFPC	D
046	6-in. TC outfall to EFPC	E
058	36-in. TC outfall to EFPC	E
062	18-in. RCP outfall to EFPC	E
086	18-in. CI outfall to EFPC	E
087	36-in. VC outfall to EFPC	E
098	6-in. C outfall to EFPC	E
110	15-in. RCP outfall to EFPC	D
134	24-in. CS outfall to EFPC	D
213	6-in. VC outfall to EFPC	E
S01	36-in. RCP to BC	F
S03	18-in. RCP outfall to BC	F
S04	18-in. RCP outfall to BC	F
S06	BC In-stream Point	F
S07	Tributary 2 to BC	G
S09	Tributary 4 to BC	G

BC = Bear Creek; C = Clay; CI = Cast Iron; CMP = Corrugated Metal Pipe; CS = Carbon Steel; EFPC = East Fork Poplar Creek; RCP = Reinforced Concrete Pipe; ST = Steel; TC = Tile Clay; VC = Vitreous Clay

TABLE 5.1.A

CATEGORY I STORM WATER OUTFALLS AND MONITORING POINTS

Site	Description	Grouping
S15	West Borrow Area Sediment Pond	H
S16	East Borrow Area Sediment Pond	H
S18	Sludge Application Area Site 2	I
* These sites will be monitored during the first year of the permit.		

BC = Bear Creek; C = Clay; CI = Cast Iron; CMP = Corrugated Metal Pipe; CS = Carbon Steel; EFPC = East Fork Poplar Creek; RCP = Reinforced Concrete Pipe; ST = Steel; TC = Tile Clay; VC = Vitreous Clay

TABLE 5.1.B

CATEGORY II STORM WATER OUTFALLS AND MONITORING POINTS

Station	Description/Location	Grouping
004	54-in. CMP outfall to EFPC	A
010	24-in. RCP outfall to EFPC	A
014	36-in. RCP outfall to EFPC	A
016	48-in. RCP outfall to EFPC	C
019	15-in. RCP outfall to EFPC	A
020	24-in. RCP outfall to EFPC	A
041	15-in. RCP outfall to EFPC	B
044	12-in. C outfall to EFPC	B
057	10-in. ST outfall to EFPC	B
063	12-in. RCP outfall to EFPC	B
064	12-in. RCP outfall to EFPC	B
067	24-in. RCP outfall to EFPC	C
083	15-in. VC outfall to EFPC	C
088	10-in. CI outfall to EFPC	C
099	12-in. CI outfall to EFPC	C
126	18-in. RCP to EFPC	A
S02	48-in. CMP headwaters to BC	D
S08	Tributary 3 to BC	E
S10	Tributary 5 to BC	E
S11	Tributary 6 to BC	E
S12	Riprap Drainage Channel	E
S13	Tributary 7 to BC	E
S17	Tributary from Kerr Hollow Quarry	H
S19	Outfall from Rogers Quarry	I
S20	48-in. CMP from Building 9213	F

BC = Bear Creek; C = Clay; CI = Cast Iron; CMP = Corrugated Metal Pipe; EFPC = East Fork Poplar Creek; RCP = Reinforced Concrete Pipe; ST = Steel; VC = Vitreous Clay

TABLE 5.1.B

CATEGORY II STORM WATER OUTFALLS AND MONITORING POINTS

Station	Description/Location	Grouping
S21	Sanitary Landfill II Sediment Pond	J
S22	Industrial Landfill IV Sediment Pond	J
S24	In stream near BC Kilometer 9.4	G
S25	Construction/Demolition Landfill VI Sediment Pond	J
S26	Industrial Landfill V Sediment Pond	K
S27	Industrial Landfill V Sediment Pond	K
S28	Construction/Demolition Landfill VII Sediment Pond	K
S29	Construction/Demolition Landfill VII Sediment Pond (Future)	K

BC = Bear Creek; C = Clay; CI = Cast Iron; CMP = Corrugated Metal Pipe; EFPC = East Fork Poplar Creek; RCP = Reinforced Concrete Pipe; ST = Steel; VC = Vitreous Clay

TABLE 5.1.C

CATEGORY III STORM WATER OUTFALLS AND MONITORING POINTS

Site	Description	Grouping
002	48-in. RCP outfall to EFPC	A
034	15-in. VC outfall to EFPC	B
042	16-in. VC outfall to EFPC	B
047	24-in. RCP outfall to EFPC	B
048	24-in. RCP outfall to EFPC	B
054	12-in. VC outfall to EFPC	C
071	12-in. CI outfall to EFPC	D
109	54-in. RCP outfall to EFPC	E
113	18-in. RCP outfall to EFPC	D
114	18-in. RCP outfall to EFPC	D
125	22-in. CS outfall to EFPC	E
S05	Tributary 1 to BC	A
S14	Tributary 8 to BC	F

BC = Bear Creek; CI = Cast Iron; CS = Carbon Steel; EFPC = East Fork Poplar Creek; RCP = Reinforced Concrete Pipe; VC = Vitreous Clay

TABLE 5.1.D

STORM WATER OUTFALLS OF SPECIAL INTEREST

Site	Description	Grouping
017	16-in. RCP outfall to EFPC	J
021	48-in. RCP outfall to EFPC	I
135	36-in. RCP outfall to EFPC	H
200	76-in. RCP Headwaters of EFPC (North/South Pipes)	G

EFPC = East Fork Poplar Creek; RCP = Reinforced Concrete Pipe

TABLE 5.2.A

CATEGORY I OUTFALL GROUPINGS AND SUGGESTED SAMPLING

Grouping	Sites	Sampling
A	003, 011	Table 5.3 + Table 5.4 (Cyanide + Pesticides only)
B	006, 007	Table 5.3 + Table 5.4 (Cyanide + BNA only)
C	008, 009, 015, 018	Table 5.3 + Table 5.4 (Cyanide + Pesticides only)
D	045, 110, 134	Table 5.3 + Table 5.4 (Pesticides and BNA only)
E	033, 046, 058, 062, 086, 087, 098, 213	Table 5.3 + Table 5.4 (Pesticides and BNA only)
F	S01, S03, S04, S06	Table 5.3 + Table 5.4 (BNA only)
G	S07, S09	Table 5.3 only
H	S15, S16	Table 5.3 only
I	S18	Table 5.3 only

BNA = Base neutrals, and acid-extractable organics

TABLE 5.2.B

CATEGORY II OUTFALL GROUPINGS AND SUGGESTED SAMPLING

Grouping	Sites	Sampling
A	004, 010, 014, 019, 020, 126	Table 5.3 + Table 5.4 (BNA, PCB, Cyanide + Pesticides only)
B	041, 044, 057, 063, 064	Table 5.3 + Table 5.4 (Pesticides only)
C	016, 067, 083, 088, 099	Table 5.3 + Table 5.4 (Pesticides only)
D	S02	Table 5.3 only
E	S08, S10, S11, S12, S13	Table 5.3 + Table 5.4 (Pesticides and BNA only)
F	S20	Table 5.3 only
G	S24	Table 5.3 only
H	S17	Table 5.3 only
I	S19	Table 5.3 + Table 5.4 (Cyanide and Pesticides only)
J	S21, S22, S25	Table 5.3 only
K	S26, S27, S28, S29	Table 5.3 only

BNA = Base neutrals, and acid-extractable organics; PCB = Polychlorinated biphenyl

TABLE 5.2.C

CATEGORY III OUTFALL GROUPINGS AND SUGGESTED SAMPLING

Grouping	Sites	Sampling
A	002, S05	Table 5.3 + Table 5.4 (BNA only)
B	034, 042, 047, 048	Table 5.3 + Table 5.4 (Pesticides, Cyanide, and BNA only)
C	054	Table 5.3 only
D	071, 113, 114	Table 5.3 + Table 5.4
E	109, 125	Table 5.3 + Table 5.4 (BNA only)
F	S14	Table 5.3 + Table 5.4 (PCB and VOA only)

BNA = Base neutrals, and acid-extractable organics; PCB = Polychlorinated biphenyl; VOA = Volatile organics analysis

TABLE 5.2.D

SUGGESTED SAMPLING FOR OUTFALLS OF SPECIAL INTEREST

Storm Water Outfalls	Suggested Sampling
017	Table 5.3 only
021	Table 5.3 + Table 5.4 (PCB and BNA only)
135	Table 5.3 + Table 5.4 (Cyanide and BNA only)
200	Table 5.3 only

BNA = Base neutrals, and acid-extractable organics; PCB = Polychlorinated biphenyl

TABLE 5.3

SUGGESTED SAMPLING FOR ALL STORM WATER MONITORING LOCATIONS

Composite Samples Will Include:

Analytical Parameter	Lab Test ID	Method Number
Biochemical oxygen demand	BOD	EPA-405.1
Chemical oxygen demand	COD	EPA-410.4
Total suspended solids	TSS	EPA-160.2
Total Kjeldahl nitrogen	TKN	EPA-351.3
Total phosphorus	TOTP	EPA-365.2
Inductively-coupled plasma (ICP) sweep*	ICPEPA	EPA-200.7
Mercury	AA_HG	EPA-245.1
Radiological parameters	ALPBET GR_GAM NDGAMMA CT_AM CT_NP CT_PU CT_RA CT_TH CT_U TC99 TOT_SR TOT_TH	Internal Procedures
Uranium and percent uranium-235	MS_U	Internal Procedures
Nitrites, Sulfate, Nitrates	ICPNPD (SO4, NO2, NO3)	EPA-300.0
Surfactants	MBAS	EPA-425.1

* See Table 5.5 for a list of specific parameters.

TABLE 5.3

SUGGESTED SAMPLING FOR ALL STORM WATER MONITORING LOCATIONS

Grab Samples Will Include:

Analytical Parameter	Lab Test ID	Method Number
pH	Not applicable	ESP-307.2
Oil and grease	OIL_GR	EPA-413.1
Biochemical oxygen demand	BOD	EPA-405.1
Chemical oxygen demand	COD	EPA-410.4
Total suspended solids	TSS	EPA-160.2
Total Kjeldahl nitrogen	TKN	EPA-351.3
Total phosphorus	TOTP	EPA-365.2
Inductively-coupled plasma (ICP) sweep*	ICPEPA	EPA-200.7
Mercury	AA_HG	EPA-245.1
Phenols	PHENOL	EPA-420.1
Fecal coliform	FCOLI	EPA-909
Radiological parameters	ALPBET GR_GAM NDGAMMA CT_AM CT_NP CT_PU CT_RA CT_TH CT_U TC99 TOT_SR TOT_TH	Internal Procedures
Uranium and percent uranium-235	MS_U	Internal Procedures
Nitrites, Sulfate, Nitrates	ICNPD (SO4, NO3, NO2)	EPA-300.0
Surfactants	MBAS	EPA-425.1

* See Table 5.5 for a specific list of parameters.

Note - Grab samples for pH, oil and grease, phenols, and fecal coliform will be taken manually. The other parameters can be taken by the automatic samplers, either in a separate sampler connected to the same flow meter or in a different bottle in the same sampler.

TABLE 5.4

ADDITIONAL TESTS FOR CERTAIN GROUPS OF OUTFALLS

Some composites samples will include:

Analytical Parameter	Lab Test ID	Method Number
Base Neutrals* and Acid Extractable Organics* (BNA)	BNA625	EPA-625
Pesticides*	PESH2O	EPA-608
Polychlorinated biphenyl (PCB)*	PCBH2O	EPA-608

*See Table 5.5 for a list of specific parameters.

Some grab samples will include:

Analytical Parameter	Lab Test ID	Method Number
Volatile Organics* (VOA)	VOA624	EPA-624
Cyanide	CYANIDE	EPA-335.2
Base Neutrals* and Acid Extractable Organics* (BNA)	BNA625	EPA-625
Pesticides*	PESH2O	EPA-608
Polychlorinated biphenyl (PCB)*	PCBH2O	EPA-608

*See Table 5.5 for a list of specific parameters.

Note - Grab samples for volatile organics and cyanide will be taken manually. The other parameters can be taken by the automatic samplers, either in a separate sampler connected to the same flow meter or in a different bottle in the same sampler.

TABLE 5.5

LIST OF PARAMETERS INCLUDED UNDER EACH TEST

Acid Extractable Parameters

4-Nitrophenol
2-Methyl-4,6-dinitrophenol
4-Chloro-3-methylphenol
Pentachlorophenol
Phenol
2-Chlorophenol
2-Nitrophenol
2,4-Dichlorophenol
2,4-Dimethylphenol
2,4-Dinitrophenol
2,4,6-Trichlorophenol
Cresols*

Base Neutral Extractable Parameters

Acenaphthene
Acenaphthylene
Anthracene
Benzidine
Benzo(a)anthracene
Benzo(a)pyrene
Benzo(ghi)perylene
Benzo(k) fluoranthene
Bis(2-chloroethoxy) methane
Bis(2-chloroethyl) ether
Bis(2-chloroisopropyl) ether
Bis(2-ethylhexyl) phthalate
Benzyl butyl phthalate
Chrysene
Di-n-butyl phthalate
Di-n-octyl phthalate
Dibenzo(a,h)anthracene
Diethyl phthalate
Dimethyl phthalate
Fluoranthene
Fluorene
4-Bromophenylphenyl ether
4-Chlorophenylphenyl ether
Hexachlorobenzene
Hexachlorobutadiene
Hexachlorocyclopentadiene
Hexachloroethane
Indeno(1,2,3-cd)pyrene
Isophorone
N-Nitrosodi-n-propylamine
N-Nitrosodimethylamine
N-Nitrosodiphenylamine
Naphthalene
Nitrobenzene
1,2-Dichlorobenzene
Benzo(b)fluoranthene
1,2,4-Trichlorobenzene
1,3-Dichlorobenzene
1,4-Dichlorobenzene
Phenanthrene
Pyrene
3,3-Dichlorobenzidine
2-Chloronaphthalene
2,4-Dinitrotoluene
2,6-Dinitrotoluene
1,2-diphenylhydrazine*
(as azobenzene)

TABLE 5.5

LIST OF PARAMETERS INCLUDED UNDER EACH TEST

Inductively-Coupled Plasma (ICP) Sweep Parameters

Aluminum	Molybdenum
Arsenic	Nickel
Barium	Niobium
Beryllium	Phosphorus
Boron	Potassium
Cadmium	Scandium
Calcium	Silicon
Cerium	Silver
Chromium	Sodium
Cobalt	Strontium
Copper	Thallium
Gallium	Thorium
Iron	Titanium
Lead	Vanadium
Lithium	Zinc
Magnesium	Zirconium
Manganese	

Pesticide and Polychlorinated Biphenyl (PCB) Parameters

Aldrin	Endrin	PCB-1221
alpha-BHC	Endrin aldehyde	PCB-1232
Endosulfan I	4,4--DDD	PCB-1242
beta-BHC	4,4--DDE	PCB-1248
Endosulfan II	4,4--DDT	PCB-1254
Chlordane	gamma-BHC (Lindane)	PCB-1260
delta-BHC	Heptachlor	Toxaphene
Dieldrin	Heptachlor epoxide	
Endosulfan sulfate	PCB-1016	

TABLE 5.5

LIST OF PARAMETERS INCLUDED UNDER EACH TEST

Volatile Organic Parameters

Acrolein*	Ethylbenzene	1,2-Dichloropropane
Acrylonitrile*	Bromomethane	Tetrachloroethene
Benzene	Chloromethane	Toluene
Bromoform	Methylene chloride	trans-1,2-Dichloroethene
Carbon tetrachloride	1,1-Dichloroethane	trans-1,3-Dichloropropene
Chlorobenzene	1,1-Dichloroethene	Trichloroethene
Bromodichloromethane	1,1,1-Trichloroethane	Trichlorofluoromethane
Chloroethane	1,1,2-Trichloroethane	2-Chloroethylvinyl ether
Chloroform	1,1,2,2-Tetrachloroethane	Vinyl chloride
cis-1,3-Dichloropropene	1,2-Dichloroethane	Xylenes*
Dibromochloromethane		

* Standards for these parameters are not routinely analyzed for; however, they will be detected if present.

SECTION 6

SWP3 IMPLEMENTATION

6.1 SWP3 Implementation Plan

Personnel in the WCS are responsible for the preparation and maintenance of the SWP3. The programmatic components of the plan, such as preparation of BMPs, spill response coordination, spill prevention, surveillance programs, evaluation of analytical data, and in many cases oversight of projects for improved water pollution control is directed by personnel in this section. Monitoring of storm water is a function of the Compliance Monitoring Services in the EMD. A team of individuals assigned to the WCS, with responsibility for various components of the plan, have been selected to provide compliance oversight of plan requirements, data evaluation, plan update, and continued guidance to Y-12 Plant management personnel for plan implementation. This team by job description is as follows:

STORM WATER POLLUTION PREVENTION/PERMITTING TEAM

B. E. Skaggs	Team Leader
K. G. Hanzelka	Data Coordination
R. H. Harden	Field Surveillance/Dike Management
M. C. Wiest	Best Management Practices
R. M. Shedden	Spill Response Coordinator
S. E. Poligone	Waste Management, Pollution Prevention

6.2 Storm Water Working Group for Construction Activities

Energy Systems has established a Construction Storm Water Working Group. The group--consisting of representatives from the Legal Department, Project and Construction Engineering, the Environmental Compliance Departments from the three Oak Ridge sites, DOE, and MK-Ferguson (MKF) (the construction subcontractor)--was formed so there would be consistency among the sites in compliance to the regulations governing storm water permitting associated with construction activities. This group examined implementation of permitting for construction activities involving land disturbances of greater than 5 acres. The main product of the group is the generation of a three-site (Oak Ridge Reservation) procedure governing NOI forms and Storm Water Control Plans (SWCPs). This procedure will initially be a three-site procedure with the possible expansion to a five-site (Oak Ridge sites plus Paducah and Portsmouth) procedure in the future. Ohio and Kentucky state law varies from Tennessee state law in some areas and may inhibit the five-site expansion.

A standard NOI form has been generated and is currently under review by the parties involved. The current plan is that Energy Systems, MKF, and DOE representatives will sign each permit. The NOI will be prepared by the site Environmental Department (WCS at the Y-12 Plant), with input from Engineering and MKF. It will be issued to DOE, along with the signed SWCP, for signature and submittal to the TDEC.

Each specific SWCP will be prepared by Engineering personnel (or a contractor to Engineering) and reviewed by representatives from the site Environmental Compliance group and MKF. The responsible employees from Energy Systems and MKF will sign the SWCP indicating approval, and it will then be included with the NOI.

In addition, a subgroup was formed to develop a Site Stabilization Checklist. The purpose of the checklist is to establish uniformity throughout the sites in acceptance criteria for site stabilization activities such as vegetation. This subgroup consisted of representatives from the Construction Engineering Department, the Y-12 Plant WCS and MKF. The Y-12 Plant WCS Storm Water Pollution Prevention/Permitting Team will review the SWCP prior to issuance and perform surveillances for compliance oversight.

6.3 Employee Training/Education of SWP3 Requirements

The Y-12 Plant NPDES permit, issued by the state of Tennessee, requires that employees at all levels of responsibility be trained in the components of the SWP3. Awareness training sessions for employees regarding environmental compliance, including storm water regulations and storm water pollution prevention, is predominately accomplished through the Y-12 Training Program. A person in the EMD is assigned the responsibility for determining the regulatory requirements and serves as the interface between training personnel and subject matter experts. Monthly meetings are held with the Environmental Officers (EOs) to provide awareness training on environmental regulatory requirements, compliance strategies such as appropriate BMPs, and to disseminate information on changes in regulations, procedures, or other reference materials. Personnel in the WCS of the EMD serve as experts on various aspects of storm water pollution prevention and provide information, make presentations, and assist in developing training materials for the EOs and other employees. The EOs will communicate changes in the regulatory requirements, disseminate information, and conduct informational meetings in their respective organization for employees. The EOs will consult directly with subject matter experts in developing environmental regulatory guidance and for planning/implementing environmental programs.

Employee training on storm water pollution prevention at the Y-12 Plant will be planned and conducted to accomplish the following objectives:

- provide relevant employees with a basic understanding of pollution control laws and regulations, and information on pollution prevention measures available at the plant;
- enable relevant employees to identify the main components of the Y-12 Plant Storm Water Pollution Prevention Plan;
- provide information on BMPs and physical controls that are in place or can be implemented to reduce discharges of pollutants in storm water runoff from the Y-12 Plant; and
- enable relevant employees to understand the importance of proper maintenance of existing practices and controls and to identify improvements which can be recommended for implementation.

Special training has been offered to Y-12 Plant personnel involved in certain key jobs which relate to storm water pollution prevention. Spill prevention and spill response training are provided to employees with responsibilities involving hazardous materials. Additional training is required for employees who are responsible for response and control of spills. Three major groups that participate in spill response training include the Spill Response Coordinator and alternates, the Fire Department and Emergency Squad, and Waste Storage and Shipping Operations Department personnel. Additional pollution prevention training is also

required annually for employees who manage water priority chemicals. Storm water pollution control plans are specifically prepared for all construction projects which disturb five or more acres of land. Also, all programs or projects which could have an adverse impact on surface water are required to prepare a BMP plan. Experts on matters such as water pollution control or soil erosion prevention from the WCS of the Y-12 Plant EMD provide guidance to project employees, operational or construction personnel, as well as EOs through on-site surveillances or informational meetings. In general, the many surveillance programs conducted at the Y-12 Plant, including those presented in Section 2.5, constitute a valuable form of on-the-job training. For instance, guidance provided to dike and tank managers as part of the yearly surveillance and direction provided regarding review of water analysis for approval of BMP discharges offers an excellent training tool for operations personnel.

Other training or formats for information dissemination are planned. Internal memorandum and information bulletins on such topics as the renewed NPDES permit, storm water pollution prevention requirements, and BMP plans will be prepared and distributed to appropriate personnel. Informational meetings with responsible area managers and personnel to review identified problem areas or discuss analytical data obtained as part of this program will be held as a means to implement improvements.

A clean water computer-based training course designed for the EOs, but useable by other personnel, has also been developed. This training includes a module for storm water.

6.4 Semiannual Surveillances to Ensure the Effectiveness of the SWP3

The Y-12 Plant NPDES permit requires that surveillances of the facility will be conducted at least semiannually to check the accuracy of the plan and maps, and to examine whether measures in the plan to reduce pollutants in storm water runoff are adequate and properly implemented or whether additional controls are needed. This requirement will be met through the execution of a specific facility surveillance to meet this requirement of the permit.

The Storm Water Pollution Prevention/Permitting Team will evaluate the effectiveness and completeness of the SWP3 semiannually by this assessment.

6.5 Certification Statement

The Y-12 Plant NPDES permit Part IV, Storm Water Pollution Prevention Plan, requires that the plan be signed by a principal executive officer. The permit, Part IV additionally requires:

> The plan shall contain a certification that the discharge has been tested for the presence of non-storm water discharges. The certification shall include a description of the results of any tests for the presence of non-storm water discharges, the method used, the date of any testing, and the on-site drainage points that were directly observed during the test.

The Y-12 Plant, through the oversight of the WCS of EMD, has surveyed all surface water outfalls. This effort has been accomplished by the use of engineering drawing reviews, tracing of lines by field survey crews, smoke or dye testing storm drain and sanitary sewer lines and many water sources in all major plant buildings, smoke testing of certain outfalls, and observation of local surface streams by compliance monitoring personnel and creek surveillance personnel. In addition, analytical testing of water in the outfalls, such as monitoring for chlorine, has been successfully used to indicate the possible presence of process wastewater. Information regarding analytical test methods, dates, and observations during testing is contained on field sampling or laboratory sheets. Stream observations are recorded on spill response forms

maintained by EMD personnel. Information on sources tied to building drains and stream outfalls is contained on the data base and drawings prepared and maintained in the Y-12 Drain Identification Data Base for Buildings, Point Source Information and Outfall Characterization Program (Y/TS-612).

STORM WATER POLLUTION PREVENTION PLAN
FOR THE OAK RIDGE Y-12 PLANT

CERTIFICATION STATEMENT

I certify that the storm water discharges described by this plan have been tested for the presence of non-storm water discharges. Testing was accomplished by the use of engineering drawing reviews, tracing of lines by field survey crews, smoke or dye tracing storm drain and sanitary sewer lines and many water sources in all major plant buildings, and observation of local surface streams by compliance monitoring personnel and creek surveillance personnel. In addition, analytical testing of water in the outfalls, such as monitoring for chlorine, has been successfully used to indicate the possible presence of process wastewater. Testing was conducted between May 1989 and June 1995. The results of the tests are included in the appropriate EPA Form 2C applications, Appendix A of this plan, the Y-12 Drain Identification Data Base for Buildings, Point Source Information and Outfall Characterization Program (Y/TS-612), and field sampling or laboratory sheets. More detailed information on the types of testing, the results of the tests, methods used, dates, and on-site drainage points observed are contained in the documents referenced above, which are available for review by TDEC personnel.

R. J. Spence
Y-12 Site Manager
U.S. Department of Energy

12/4/95
Date

APPENDIX A

ANALYTICAL DATA FROM STORM WATER MONITORING POINTS

EPA ID Number (copy from Item 1 of Form1)

Outfall 2

Form Approved OMB No. 2040-0086
Approval expires 5-31-92

VII. Discharge Information (continued from page 3 of Form 2F)

Part A - You must provide the results of at least one analysis for every pollutant in this table. Complete one table for each outfall. See instructions for additional details.

Pollutant and CAS Number (if available)	Maximum Values (include units)		Average Values (include units)		Number of Storm Events Sampled	Sources of Pollutants
	Grab Sample Taken During First 30 Minutes	Flow-weighted Composite	Grab Sample Taken During First 30 Minutes	Flow-weighted Composite		
Oil and Grease	3 mg/l		3 mg/l		1	
Biological Oxygen Demand (BOD5)	31 mg/l	34.4 mg/l	31 mg/l	34.4 mg/l	1	
Chemical Oxygen Demand (COD)	48 mg/l	71 mg/l	48 mg/l	71 mg/l	1	
Total Suspended Solids (TSS)	180 mg/l	160 mg/l	180 mg/l	160 mg/l	1	
Total Kjeldahl Nitrogen	0.8 mg/l	2 mg/l	0.8 mg/l	2 mg/l	1	
Nitrate plus Nitrite Nitrogen	0.8 mg/l	1.31 mg/l	0.8 mg/l	1.31 mg/l	1	
Total Phosphorus	0.3 mg/l	0.8 mg/l	0.3 mg/l	0.8 mg/l	1	
pH	Minimum 8.5	Maximum 8.5	Minimum 8.5	Maximum 8.5		

Part B - List each pollutant that is limited in an effluent guideline which the facility is subject to or any pollutant listed in the facility's NPDES permit for its process wastewater (if the facility is operating under an existing NPDES permit). Complete one table for each outfall. See the instructions for additional details and requirements.

Pollutant and CAS Number (if available)	Maximum Values (include units)		Average Values (include units)		Number of Storm Events Sampled	Sources of Pollutants
	Grab Sample Taken During First 30 Minutes	Flow-weighted Composite	Grab Sample Taken During First 30 Minutes	Flow-weighted Composite		
Antimony 7440-36-0	<0.04 mg/l	<0.04 mg/l	<0.04 mg/l	<0.04 mg/l	1	
Cyanide	<0.002 mg/l		<0.002 mg/l		1	
Mercury 7439-97-6	0.0003 mg/l	0.0004 mg/l	0.0003 mg/l	0.0004 mg/l	1	
Phenols	0.003 mg/l		0.003 mg/l		1	
Selenium 7782-49-2	<0.002 mg/l	<0.002 mg/l	<0.002 mg/l	<0.002 mg/l	1	
Sulfate	16 mg/l	24 mg/l	16 mg/l	24 mg/l	1	
Surfactants	0.06 mg/l	<0.05 mg/l	0.06 mg/l	<0.05 mg/l	1	
Aluminum 7429-90-5	2.64 mg/l	2.78 mg/l	2.64 mg/l	2.78 mg/l	1	
Arsenic 7440-38-2	<0.04 mg/l	<0.04 mg/l	<0.04 mg/l	<0.04 mg/l	1	
Boron 7440-42-8	0.013 mg/l	0.022 mg/l	0.013 mg/l	0.022 mg/l	1	
Beryllium 7440-41-7	<0.0004mg/l	<0.0004mg/l	<0.0004mg/l	<0.0004mg/l	1	
Cadmium 7440-43-9	<0.004 mg/l	<0.004 mg/l	<0.004 mg/l	<0.004 mg/l	1	
Calcium 7440-70-2	15.2 mg/l	20.1 mg/l	15.2 mg/l	20.1 mg/l	1	
Chromium 7440-47-3	<0.006 mg/l	<0.006 mg/l	<0.006 mg/l	<0.006 mg/l	1	
Cobalt 7440-48-4	0.004 mg/l	0.003 mg/l	0.004 mg/l	0.003 mg/l	1	
Copper 7440-50-8	0.009 mg/l	0.009 mg/l	0.009 mg/l	0.009 mg/l	1	
Iron 7439-89-6	7.01 mg/l	5.07 mg/l	7.01 mg/l	5.07 mg/l	1	
Lead 7439-92-1	<0.02 mg/l	<0.02 mg/l	<0.02 mg/l	<0.02 mg/l	1	
Lithium 7439-93-2	<0.02 mg/l	<0.02 mg/l	<0.02 mg/l	<0.02 mg/l	1	
Magnesium 7439-95-4	2.53 mg/l	3.59 mg/l	2.53 mg/l	3.59 mg/l	1	
Manganese 7439-96-5	1.28 mg/l	0.812 mg/l	1.28 mg/l	0.812 mg/l	1	
Molybdenum 7439-98-7	<0.006 mg/l	<0.006 mg/l	<0.006 mg/l	<0.006 mg/l	1	
Nickel 7440-02-0	<0.008 mg/l	<0.008 mg/l	<0.008 mg/l	<0.008 mg/l	1	
Potassium 7440-09-7	2.3 mg/l	7.7 mg/l	2.3 mg/l	7.7 mg/l	1	
Silver 7440-22-4	<0.006 mg/l	<0.006 mg/l	<0.006 mg/l	<0.006 mg/l	1	
Sodium 7440-23-5	0.60 mg/l	1.62 mg/l	0.60 mg/l	1.62 mg/l	1	
Titanium 7440-32-6	0.04 mg/l	0.04 mg/l	0.04 mg/l	0.04 mg/l	1	
Zinc 7440-66-6	0.09 mg/l	0.08 mg/l	0.09 mg/l	0.08 mg/l	1	

Continue on Reverse

Continued from front.

Part C- List each pollutant shown in Tables 2F-2, 2F-3, and 2F4 that you know or have reason to believe is present. See the instructions for additional details and requirements. Cor one table for each outfall.

Pollutant and CAS Number (if availible)	Maximum Values (include units)		Average Values (include units)		Number of Storm Events Sampled	Sources of Pollutants
	Grab Sample Taken During First 30 Minutes	Flow-weighted Composite	Grab Sample Taken During First 30 Minutes	Flow-weighted Composite		
1,1,1,-trichloroethane 71-55-6	<0.010 mg/l		<0.010 mg/l		1	
1,1,2,2-tetrachloroethane 79-34-5	<0.010 mg/l		<0.010 mg/l		1	
1,1,2- trichloroethane 79-00-5	<0.010 mg/l		<0.010 mg/l		1	
1,1-dichloroethane 75-34-3	<0.010 mg/l		<0.010 mg/l		1	
1,1-dichloroethylene 75-35-4	<0.010 mg/l		<0.010 mg/l		1	
1,2-dichloroethane 107-06-2	<0.010 mg/l		<0.010 mg/l		1	
1,2-dichloropropane 78-87-5	<0.010 mg/l		<0.010 mg/l		1	
2-chloroethylvinylether 110-75-8	<0.010 mg/l		<0.010 mg/l		1	
benzene 71-43-2	<0.010 mg/l		<0.010 mg/l		1	
bromodichloromethane 75-27-4	<0.010 mg/l		<0.010 mg/l		1	
bromoform 75-25-2	<0.010 mg/l		<0.010 mg/l		1	
bromomethane 74-83-9	<0.010 mg/l		<0.010 mg/l		1	
carbon tetrachloride 56-23-5	<0.010 mg/l		<0.010 mg/l		1	
chlorobenzene 108-90-7	<0.010 mg/l		<0.010 mg/l		1	
chloroethane 75-00-3	<0.010 mg/l		<0.010 mg/l		1	
chloroform 67-66-3	<0.010 mg/l		<0.010 mg/l		1	
chloromethane 74-87-3	<0.010 mg/l		<0.010 mg/l		1	
dibromochloromethane 124-48-1	<0.010 mg/l		<0.010 mg/l		1	
ethylbenzene 100-41-4	<0.010 mg/l		<0.010 mg/l		1	
toluene 108-88-3	<0.010 mg/l		<0.010 mg/l		1	
vinyl chloride 75-01-4	<0.010 mg/l		<0.010 mg/l		1	
1,3-dichloropropene 10061-01-5	<0.010 mg/l		<0.010 mg/l		1	
trans-1,2-dichloroethene 156-60-5	<0.010 mg/l		<0.010 mg/l		1	
alpha activity 12587-46-1	2.5 pci/l	-4.8 pci/l	2.5 pci/l	-4.8 pci/l	1	
beta activity 12587-46-1	21 pci/l	23 pci/l	21 pci/l	23 pci/l	1	
focal coliform	15,000 co/.1L	6,000 co/.1L	15,000 co/.1L	6,000 co/.1L	1	
Thallium 7440-28-0	<0.001 mg/l	<0.001 mg/l	<0.001 mg/l	<0.001 mg/l	1	
Uranium 7440-61-1	0.003 mg/l	0.002 mg/l	0.003 mg/l	0.002 mg/l	1	
Gamma activity	43 pci/l	52 pci/l	43 pci/l	52 pci/l	1	

Part D- Provide data for the sorm event(s) which resulted in the maximum values for the flow weighted composite sample.

1. Date of Storm Event	2. Duration of Storm (in minutes)	3. Total rainfall during storm event (in inches)	4. Number of hours between beginning of storm measured and end of previous measurable rain event	5. Maximum flow rate during rain event (gallons/min or specify units)	6. Total flow from rain event (gallons or specify units)	7. Season sample was taken	8. Form of Precipitation (rainfall, snowmelt)
7/24/91	185	0.8	154.2	19,810	723,900	Summer	Rainfall

9. Provide a description of the method of flow measurement or estimate.

An ISCO 3230 Flow meter was used to obtain water level readings. This instrument was calibrated with the normal dry weather flow, if present, as level zero. The flow meter was programmed with the characteristics of the conveyance so that flow rates and total flows could be calculated by the meter.

Outfall 2

Parts B and C Continued

Pollutant and CAS Number (if available)	Maximum Values (include units)		Average Values (include units)		Number of Storm Events Sampled	Sources of Pollutants
	Grab Sample Taken During First 30 Minutes	Flow-weighted Composite	Grab Sample Taken During First 30 Minutes	Flow-weighted Composite		
Barium 7440-39-3	0.0938 mg/l	0.0926 mg/l	0.0938 mg/l	0.0926 mg/l	1	
methylene chloride 75-09-2	<0.010 mg/l		<0.010 mg/l		1	
tetrachloroethene 127-18-4	<0.010 mg/l		<0.010 mg/l		1	
trichloroethene 79-01-6	<0.010 mg/l		<0.010 mg/l		1	
Xylenes	<0.010 mg/l		<0.010 mg/l		1	
1,2,4-trichlorobenzene 120-82-1	<0.010 mg/l	<0.100 mg/l	<0.010 mg/l	<0.100 mg/l	1	
1,2-dichlorobenzene 95-50-1	<0.010 mg/l	<0.100 mg/l	<0.010 mg/l	<0.100 mg/l	1	
1,3-dichlorobenzene 541-73-1	<0.010 mg/l	<0.100 mg/l	<0.010 mg/l	<0.100 mg/l	1	
1,4-dichlorobenzene 106-46-7	<0.010 mg/l	<0.100 mg/l	<0.010 mg/l	<0.100 mg/l	1	
2,4-dinitrotoluene 121-14-2	<0.010 mg/l	<0.100 mg/l	<0.010 mg/l	<0.100 mg/l	1	
2,6-dinitrotoluene 606-20-2	<0.010 mg/l	<0.100 mg/l	<0.010 mg/l	<0.100 mg/l	1	
2-chloronaphthalene 91-58-7	<0.010 mg/l	<0.100 mg/l	<0.010 mg/l	<0.100 mg/l	1.	
3,3'-dichlorobenzidine 91-94-1	<0.010 mg/l	<0.100 mg/l	<0.010 mg/l	<0.100 mg/l	1	
4-bromophenylphenyl ether 101-55-3	<0.010 mg/l	<0.100 mg/l	<0.010 mg/l	<0.100 mg/l	1	
4-chlorophenylphenyl ether 7005-72-3	<0.010 mg/l	<0.100 mg/l	<0.010 mg/l	<0.100 mg/l	1	
acenaphthene 83-32-9	<0.010 mg/l	<0.100 mg/l	<0.010 mg/l	<0.100 mg/l	1	
acenaphthylene 208-96-8	<0.010 mg/l	<0.100 mg/l	<0.010 mg/l	<0.100 mg/l	1	
anthracene 120-12-7	<0.010 mg/l	<0.100 mg/l	<0.010 mg/l	<0.100 mg/l	1	
benzidine 92-87-5	<0.030 mg/l	<0.300 mg/l	<0.030 mg/l	<0.300 mg/l	1	
benzo(a)anthracene 56-55-3	<0.010 mg/l	<0.100 mg/l	<0.010 mg/l	<0.100 mg/l	1	
benzo(a)pyrene 50-32-8	<0.010 mg/l	<0.100 mg/l	<0.010 mg/l	<0.100 mg/l	1	
benzo(b)fluoranthene 205-99-2	<0.010 mg/l	<0.100 mg/l	<0.010 mg/l	<0.100 mg/l	1	
benzo(ghi)perylene 191-24-2	<0.010 mg/l	<0.100 mg/l	<0.010 mg/l	<0.100 mg/l	1	
benzo(k)fluoranthene 207-08-9	<0.010 mg/l	<0.100 mg/l	<0.010 mg/l	<0.100 mg/l	1	
benzyl butyl phthalate 85-68-7	<0.010 mg/l	<0.100 mg/l	<0.010 mg/l	<0.100 mg/l	1	
bis(2-chloroethoxy)methane 111-91-1	<0.010 mg/l	<0.100 mg/l	<0.010 mg/l	<0.100 mg/l	1	
bis(2-chloroethyl)ether 111-44-4	<0.010 mg/l	<0.100 mg/l	<0.010 mg/l	<0.100 mg/l	1	
bis(2-chloroisopropyl) ether 108-60-1	<0.010 mg/l	<0.100 mg/l	<0.010 mg/l	<0.100 mg/l	1	
bis(2-ethylhexyl)phthalate 117-81-7	<0.010 mg/l	<0.100 mg/l	<0.010 mg/l	<0.100 mg/l	1	
chrysene 218-01-9	<0.010 mg/l	<0.100 mg/l	<0.010 mg/l	<0.100 mg/l	1	
di-n-butyl phthalate 84-74-2	0.036 mg/l	<0.100 mg/l	0.036 mg/l	<0.100 mg/l	1	
di-n-octyl phthalate 117-84-0	<0.010 mg/l	<0.100 mg/l	<0.010 mg/l	<0.100 mg/l	1	
dibenzo(a,h)anthracene 53-70-3	<0.010 mg/l	<0.100 mg/l	<0.010 mg/l	<0.100 mg/l	1	
diethyl phthalate 84-66-2	<0.010 mg/l	<0.100 mg/l	<0.010 mg/l	<0.100 mg/l	1	
dimethyl phthalate 131-11-3	<0.010 mg/l	<0.100 mg/l	<0.010 mg/l	<0.100 mg/l	1	
fluoranthene 206-44-0	0.012 mg/l	<0.100 mg/l	0.012 mg/l	<0.100 mg/l	1	
fluorene 86-73-7	<0.010 mg/l	<0.100 mg/l	<0.010 mg/l	<0.100 mg/l	1	
hexachlorobenzene 118-74-1	<0.010 mg/l	<0.100 mg/l	<0.010 mg/l	<0.100 mg/l	1	
hexachlorobutadiene 87-68-3	<0.010 mg/l	<0.100 mg/l	<0.010 mg/l	<0.100 mg/l	1	
hexachlorocyclopentadiene 77-47-4	<0.010 mg/l	<0.100 mg/l	<0.010 mg/l	<0.100 mg/l	1	
hexachloroethane 67-72-1	<0.010 mg/l	<0.100 mg/l	<0.010 mg/l	<0.100 mg/l	1	
indeno(1,2,3-cd)pyrene 193-39-5	<0.010 mg/l	<0.100 mg/l	<0.010 mg/l	<0.100 mg/l	1	
isophorone 78-59-1	<0.010 mg/l	<0.100 mg/l	<0.010 mg/l	<0.100 mg/l	1	
N-nitrosodi-n-propylamine 621-64-7	<0.010 mg/l	<0.100 mg/l	<0.010 mg/l	<0.100 mg/l	1	
N-nitrosodimethylamine 62-75-9	<0.010 mg/l	<0.100 mg/l	<0.010 mg/l	<0.100 mg/l	1	
N-nitrosodiphenylamine 86-30-6	<0.010 mg/l	<0.100 mg/l	<0.010 mg/l	<0.100 mg/l	1	
naphthalene 91-20-3	<0.010 mg/l	<0.100 mg/l	<0.010 mg/l	<0.100 mg/l	1	
nitrobenzene 98-95-3	<0.010 mg/l	<0.100 mg/l	<0.010 mg/l	<0.100 mg/l	1	
phenanthrene 85-01-8	<0.010 mg/l	<0.100 mg/l	<0.010 mg/l	<0.100 mg/l	1	
pyrene 129-00-0	<0.010 mg/l	<0.100 mg/l	<0.010 mg/l	<0.100 mg/l	1	
2,4,6-trichlorophenol 88-06-2	<0.030 mg/l	<0.300 mg/l	<0.030 mg/l	<0.300 mg/l	1	
2,4-dichlorophenol 120-83-2	<0.030 mg/l	<0.300 mg/l	<0.030 mg/l	<0.300 mg/l	1	
2,4-dimethylphenol 105-67-9	<0.030 mg/l	<0.300 mg/l	<0.030 mg/l	<0.300 mg/l	1	
2,4-dinitrophenol 51-28-5	<0.030 mg/l	<0.300 mg/l	<0.030 mg/l	<0.300 mg/l	1	
2-chlorophenol 95-57-8						

Outfall 2

Parts B and C Continued

Pollutant and CAS Number (if availible)	Maximum Values (include units)		Average Values (include units)		Number of Storm Events Sampled	Sources of Pollutants
	Grab Sample Taken During First 30 Minutes	Flow-weighted Composite	Grab Sample Taken During First 30 Minutes	Flow-weighted Composite		
2-methyl-4,6-dinitrophenol 534-52-1	<0.030 mg/l	<0.300 mg/l	<0.030 mg/l	<0.300 mg/l	1	
2-nitrophenol 88-75-5	<0.030 mg/l	<0.300 mg/l	<0.030 mg/l	<0.300 mg/l	1	
4-chloro-3-methyl phenol 59-50-7	<0.030 mg/l	<0.300 mg/l	<0.030 mg/l	<0.300 mg/l	1	
4-nitrophenol 100-02-7	<0.030 mg/l	<0.300 mg/l	<0.030 mg/l	<0.300 mg/l	1	
pentachlorophenol 87-86-5	<0.030 mg/l	<0.300 mg/l	<0.030 mg/l	<0.300 mg/l	1	
phenol 108-95-2	<0.030 mg/l	<0.300 mg/l	<0.030 mg/l	<0.300 mg/l	1	
4,4'--DDD 72-54-8	<0.000004 mg/l	<0.000004mg/l	<0.000004 mg/l	<0.000004 mg/l	1	
4,4'--DDE 72-55-9	<0.000004 mg/l	<0.000004mg/l	<0.000004 mg/l	<0.000004 mg/l	1	
4,4'-DDT 50-29-3	<0.000004 mg/l	<0.000004mg/l	<0.000004 mg/l	<0.000004 mg/l	1	
aldrin 309-00-2	<0.000004 mg/l	<0.000004mg/l	<0.000004 mg/l	<0.000004 mg/l	1	
chlordane 57-74-9	<0.00002 mg/l	<0.00002 mg/l	<0.00002 mg/l	<0.00002 mg/l	1	
dieldrin 60-57-1	<0.000004 mg/l	<0.000004mg/l	<0.000004 mg/l	<0.000004 mg/l	1	
endosulfan I 959-98-8	<0.000004 mg/l	<0.000004mg/l	<0.000004 mg/l	<0.000004 mg/l	1	
endosulfan II 33213-65-9	<0.000004 mg/l	<0.000004mg/l	<0.000004 mg/l	<0.000004 mg/l	1	
endosulfan sulfate 1031-07-8	<0.000004 mg/l	<0.000004mg/l	<0.000004 mg/l	<0.000004 mg/l	1	
endrin 72-20-8	<0.00005 mg/l	<0.00005 mg/l	<0.00005 mg/l	<0.00005 mg/l	1	
endrin aldehyde 7421-93-4	<0.000004 mg/l	<0.000004mg/l	<0.000004 mg/l	<0.000004 mg/l	1	
heptachlor 76-44-8	<0.000004 mg/l	<0.000004mg/l	<0.000004 mg/l	<0.000004 mg/l	1	
heptachlor epoxide 1024-57-3	<0.000004 mg/l	<0.000004mg/l	<0.000004 mg/l	<0.000004 mg/l	1	
toxaphene 8001-35-2	<0.0002 mg/l	<0.0002 mg/l	<0.0002 mg/l	<0.0002 mg/l	1	
alpha-BHC 319-84-6	<0.000004 mg/l	<0.000004mg/l	<0.000004 mg/l	<0.000004 mg/l	1	
beta-BHC 319-85-7	<0.000004 mg/l	<0.000004mg/l	<0.000004 mg/l	<0.000004 mg/l	1	
delta-BHC 319-86-8	<0.000004 mg/l	<0.000004mg/l	<0.000004 mg/l	<0.000004 mg/l	1	
gamma-BHC 58-89-8	<0.00001 mg/l	<0.00001 mg/l	<0.00001 mg/l	<0.00001 mg/l	1	
2-chlorophenol 95-57-8	<0.030 mg/l	<0.300 mg/l	<0.030 mg/l	<0.300 mg/l	1	
Aroclor-1242 53469-21-9	<0.0005 mg/l	<0.0005 mg/l	<0.0005 mg/l	<0.0005 mg/l	1	
Aroclor-1254 11097-69-1	<0.0005 mg/l	<0.0005 mg/l	<0.0005 mg/l	<0.0005 mg/l	1	
Aroclor-1221 11104-28-2	<0.0005 mg/l	<0.0005 mg/l	<0.0005 mg/l	<0.0005 mg/l	1	
Aroclor-1232 11141-16-5	<0.0005 mg/l	<0.0005 mg/l	<0.0005 mg/l	<0.0005 mg/l	1	
Aroclor-1248 12672-29-6	<0.0005 mg/l	<0.0005 mg/l	<0.0005 mg/l	<0.0005 mg/l	1	
Aroclor-1260 11096-82-5* 6*p15X	<0.0005 mg/l	<0.0005 mg/l	<0.0005 mg/l	<0.0005 mg/l	1	
Aroclor-1016 12674-11-2	<0.0005 mg/l	<0.0005 mg/l	<0.0005 mg/l	<0.0005 mg/l	1	
Cresols	<0.030 mg/l	<0.300 mg/l	<0.030 mg/l	<0.300 mg/l	1	
Acrolein	<0.010 mg/l	<0.010 mg/l	<0.010 mg/l	<0.010 mg/l	1	
Acrylonitrile	<0.010 mg/l	<0.010 mg/l	<0.010 mg/l	<0.010 mg/l	1	
1,2-diphenylhydrazine (azobenzene)	Results pending	Results pending	Results pending	Results pending	1	

EPA ID Number (copy from Item 1 of Form1)

Outfall 3

Form Approved OMB No. 2040-0086
Approval expires 5-31-92

VII. Discharge Information (continued from page 3 of Form 2F)

Part A - You must provide the results of at least one analysis for every pollutant in this table. Complete one table for each outfall. See instructions for additional details.

Pollutant and CAS Number (if available)	Maximum Values (include units)		Average Values (include units)		Number of Storm Events Sampled	Sources of Pollutants
	Grab Sample Taken During First 30 Minutes	Flow-weighted Composite	Grab Sample Taken During First 30 Minutes	Flow-weighted Composite		
Oil and Grease	<2 mg/l		<2 mg/l		1	
Biological Oxygen Demand (BOD5)	<5 mg/l	<5 mg/l	<5 mg/l	<5 mg/l	1	
Chemical Oxygen Demand (COD)	41.7 mg/l	27 mg/l	41.7 mg/l	27 mg/l	1	
Total Suspended Solids (TSS)	28 mg/l	<5 mg/l	28 mg/l	<5 mg/l	1	
Total Kjeldahl Nitrogen	1.2 mg/l	0.88 mg/l	1.2 mg/l	0.88 mg/l	1	
Nitrate plus Nitrite Nitrogen	0.14 mg/l	0.14 mg/l	0.14 mg/l	0.14 mg/l	1	
Total Phosphorus	0.25 mg/l	0.21 mg/l	0.25 mg/l	0.12 mg/l	1	
pH	Minimum 7.8	Maximum 7.8	Minimum 7.8	Maximum 7.8		

Part B - List each pollutant that is limited in an effluent guideline which the facility is subject to or any pollutant listed in the facility's NPDES permit for its process wastewater (if the facility is operating under an existing NPDES permit). Complete one table for each outfall. See the instructions for additional details and requirements.

Pollutant and CAS Number (if available)	Maximum Values (include units)		Average Values (include units)		Number of Storm Events Sampled	Sources of Pollutants
	Grab Sample Taken During First 30 Minutes	Flow-weighted Composite	Grab Sample Taken During First 30 Minutes	Flow-weighted Composite		
Antimony 7440-36-0	<0.01 mg/l	<0.01 mg/l	<0.01 mg/l	<0.01 mg/l	1	
Cyanide	<0.002 mg/l		<0.002 mg/l		1	
Mercury 7439-97-6	<0.0002 mg/l	0.0002 mg/l	<0.0002 mg/l	0.0002 mg/l	1	
Phenols	0.005 mg/l		0.005 mg/l		1	
Selenium 7782-49-2	<0.002 mg/l	<0.002 mg/l	<0.002 mg/l	<0.002 mg/l	1	
Sulfate	18 mg/l	18 mg/l	18 mg/l	18 mg/l	1	
Surfactants	<0.05 mg/l	<0.05 mg/l	<0.05 mg/l	<0.05 mg/l	1	
Aluminum 7429-90-5	0.25 mg/l	0.14 mg/l	0.25 mg/l	0.14 mg/l	1	
Arsenic 7440-38-2	<0.04 mg/l	<0.04 mg/l	<0.04 mg/l	<0.04 mg/l	1	
Boron 7440-42-8	0.022 mg/l	0.020 mg/l	0.022 mg/l	0.020 mg/l	1	
Beryllium 7440-41-7	<0.0004mg/l	<0.0004mg/l	<0.0004mg/l	<0.0004mg/l	1	
Cadmium 7440-43-9	<0.004 mg/l	<0.004 mg/l	<0.004 mg/l	<0.004 mg/l	1	
Calcium 7440-70-2	42.6 mg/l	45 mg/l	42.6 mg/l	45 mg/l	1	
Chromium 7440-47-3	<0.006 mg/l	<0.006 mg/l	<0.006 mg/l	<0.006 mg/l	1	
Cobalt 7440-48-4	<0.002 mg/l	<0.002 mg/l	<0.002 mg/l	<0.002 mg/l	1	
Copper 7440-50-8	<0.006 mg/l	< 0.006 mg/l	<0.006 mg/l	<0.006 mg/l	1	
Iron 7439-89-6	0.44 mg/l	0.32 mg/l	0.44 mg/l	0.32 mg/l	1	
Lead 7439-92-1	<0.02 mg/l	<0.02 mg/l	<0.02 mg/l	<0.02 mg/l	1	
Lithium 7439-93-2	<0.02 mg/l	<0.02 mg/l	<0.02 mg/l	<0.02 mg/l	1	
Magnesium 7439-95-4	7.31 mg/l	7.66 mg/l	7.31 mg/l	7.66 mg/l	1	
Manganese 7439-96-5	0.154 mg/l	0.134 mg/l	0.154 mg/l	0.134 mg/l	1	
Molybdenum 7439-98-7	<0.006 mg/l	<0.006 mg/l	<0.006 mg/l	<0.006 mg/l	1	
Nickel 7440-02-0	<0.008 mg/l	<0.008 mg/l	<0.008 mg/l	<0.008 mg/l	1	
Potassium 7440-09-7	6.6 mg/l	5.1 mg/l	6.6 mg/l	5.1 mg/l	1	
Silver 7440-22-4	<0.006 mg/l	<0.006 mg/l	<0.006 mg/l	<0.006 mg/l	1	
Sodium 7440-23-5	2.72 mg/l	3.07 mg/l	2.72 mg/l	3.07 mg/l	1	
Titanium 7440-32-6	<0.02 mg/l	<0.02 mg/l	<0.02 mg/l	<0.02 mg/l	1	
Zinc 7440-66-6	0.01 mg/l	< 0.01 mg/l	0.01 mg/l	<0.01 mg/l	1	

Continue on Reverse

Continued from front.

Part C- List each pollutant shown in Tables 2F-2, 2F-3, and 2F4 that you know or have reason to believe is present. See the instructions for additional details and requirements. Con one table for each outfall.

Pollutant and CAS Number (if availible)	Maximum Values (include units)		Average Values (include units)		Number of Storm Events Sampled	Sources of Pollutants
	Grab Sample Taken During First 30 Minutes	Flow-weighted Composite	Grab Sample Taken During First 30 Minutes	Flow-weighted Composite		
1,1,1,-trichloroethane 71-55-6	<0.010 mg/l		<0.010 mg/l		1	
1,1,2,2-tetrachloroethane 79-34-5	<0.010 mg/l		<0.010 mg/l		1	
1,1,2- trichloroethane 79-00-5	<0.010 mg/l		<0.010 mg/l		1	
1,1-dichloroethane 75-34-3	<0.010 mg/l		<0.010 mg/l		1	
1,1-dichloroethylene 75-35-4	<0.010 mg/l		<0.010 mg/l		1	
1,2-dichloroethane 107-06-2	<0.010 mg/l		<0.010 mg/l		1	
1,2-dichloropropane 78-87-5	<0.010 mg/l		<0.010 mg/l		1	
2-chloroethylvinylether 110-75-8	<0.010 mg/l		<0.010 mg/l		1	
benzene 71-43-2	<0.010 mg/l		<0.010 mg/l		1	
bromodichloromethane 75-27-4	<0.010 mg/l		<0.010 mg/l		1	
bromoform 75-25-2	<0.010 mg/l		<0.010 mg/l		1	
bromomethane 74-83-9	<0.010 mg/l		<0.010 mg/l		1	
carbon tetrachloride 56-23-5	<0.010 mg/l		<0.010 mg/l		1	
chlorobenzene 108-90-7	<0.010 mg/l		<0.010 mg/l		1	
chloroethane 75-00-3	<0.010 mg/l		<0.010 mg/l		1	
chloroform 67-66-3	<0.010 mg/l		<0.010 mg/l		1	
chloromethane 74-87-3	<0.010 mg/l		<0.010 mg/l		1	
dibromochloromethane 124-48-1	<0.010 mg/l		<0.010 mg/l		1	
ethylbenzene 100-41-4	<0.010 mg/l		<0.010 mg/l		1	
toluene 108-88-3	<0.010 mg/l		<0.010 mg/l		1	
vinyl chloride 75-01-4	<0.010 mg/l		<0.010 mg/l		1	
1,3-dichloropropene 10061-01-5	<0.010 mg/l		<0.010 mg/l		1	
trans-1,2-dichloroethene 156-60-5	<0.010 mg/l		<0.010 mg/l		1	
alpha activity 12587-46-1	-6.0 pci/l	-10.0 pci/l	-6.0 pci/l	-10.0 pci/l	1	
beta activity 12587-46-1	18.0 pci/l	5.0 pci/l	18.0 pci/l	5.0 pci/l	1	
fecal coliform	<7 co/.1L	7,840 co/.1L	<7 co/.1L	7,840 co/.1L	1	
Thallium 7440-28-0	<0.001 mg/l	<0.001 mg/l	<0.001 mg/l	<0.001 mg/l	1	
Uranium 7440-61-1	<0.001 mg/l	<0.001 mg/l	<0.001 mg/l	<0.001 mg/l	1	
Gamma activity	6.0 pci/l	9.0 pci/l	6.0 pci/l	9.0 pci/l	1	

Part D- Provide data for the sorm event(s) which resulted in the maximum values for the flow weighted composite sample.

1. Date of Storm Event	2. Duration of Storm (in minutes)	3. Total rainfall during storm event (in inches)	4. Number of hours between beginning of storm measured and end of previous measurable rain event	5. Maximum flow rate during rain event (gallons/min or specify units)	6. Total flow from rain event (gallons or specify units)	7. Season sample was taken	8. Form of Precipitation (rainfall, snowmelt)
8/28/92	535	0.6	124.3	25.4	2,800	Summer	Rainfall

9. Provide a description of the method of flow measurement or estimate.

An ISCO 3230 Flow meter was used to obtain water level readings. This instrument was calibrated with the normal dry weather flow, if present, as level zero. The flow meter was programmed with the characteristics of the conveyance so that flow rates and total flows could be calculated by the meter.

Outfall 3

Parts B and C Continued

Pollutant and CAS Number (if available)	Maximum Values (include units)		Average Values (include units)		Number of Storm Events Sampled	Sources of Pollutants
	Grab Sample Taken During First 30 Minutes	Flow-weighted Composite	Grab Sample Taken During First 30 Minutes	Flow-weighted Composite		
Barium 7440-39-3	0.0466 mg/l	0.0472 mg/l	0.0466g/l	0.0472 mg/l	1	
methylene chloride 75-09-2	<0.010 mg/l		<0.010 mg/l		1	
tetrachloroethene 127-18-4	<0.010 mg/l		<0.010 mg/l		1	
trichloroethene 79-01-6	<0.010 mg/l		<0.010 mg/l		1	
Xylenes	<0.010 mg/l		<0.010 mg/l		1	
1,2,4-trichlorobenzene 120-82-1	<0.010 mg/l	<0.010 mg/l	<0.010 mg/l	<0.010 mg/l	1	
1,2-dichlorobenzene 95-50-1	<0.010 mg/l	<0.010 mg/l	<0.010 mg/l	<0.010 mg/l	1	
1,3-dichlorobenzene 541-73-1	<0.010 mg/l	<0.010 mg/l	<0.010 mg/l	<0.010 mg/l	1	
1,4-dichlorobenzene 106-46-7	<0.010 mg/l	<0.010 mg/l	<0.010 mg/l	<0.010 mg/l	1	
2,4-dinitrotoluene 121-14-2	<0.010 mg/l	<0.010 mg/l	<0.010 mg/l	<0.010 mg/l	1	
2,6-dinitrotoluene 606-20-2	<0.010 mg/l	<0.010 mg/l	<0.010 mg/l	<0.010 mg/l	1	
2-chloronaphthalene 91-58-7	<0.010 mg/l	<0.010 mg/l	<0.010 mg/l	<0.010 mg/l	1	
3,3'-dichlorobenzidine 91-94-1	<0.010 mg/l	<0.010 mg/l	<0.010 mg/l	<0.010 mg/l	1	
4-bromophenylphenyl ether 101-55-3	<0.010 mg/l	<0.010 mg/l	<0.010 mg/l	<0.010 mg/l	1	
4-chlorophenylphenyl ether 7005-72-3	<0.010 mg/l	<0.010 mg/l	<0.010 mg/l	<0.010 mg/l	1	
acenaphthene 83-32-9	<0.010 mg/l	<0.010 mg/l	<0.010 mg/l	<0.010 mg/l	1	
acenaphthylene 208-96-8	<0.010 mg/l	<0.010 mg/l	<0.010 mg/l	<0.010 mg/l	1	
anthracene 120-12-7	<0.010 mg/l	<0.010 mg/l	<0.010 mg/l	<0.010 mg/l	1	
benzidine 92-87-5	<0.030 mg/l	<0.030 mg/l	<0.030 mg/l	<0.030 mg/l	1	
benzo(a)anthracene 56-55-3	<0.010 mg/l	<0.010 mg/l	<0.010 mg/l	<0.010 mg/l	1	
benzo(a)pyrene 50-32-8	<0.010 mg/l	<0.010 mg/l	<0.010 mg/l	<0.010 mg/l	1	
benzo(b)fluoranthene 205-99-2	<0.010 mg/l	<0.010 mg/l	<0.010 mg/l	<0.010 mg/l	1	
benzo(ghi)perylene 191-24-2	<0.010 mg/l	<0.010 mg/l	<0.010 mg/l	<0.010 mg/l	1	
benzo(k)fluoranthene 207-08-9	<0.010 mg/l	<0.010 mg/l	<0.010 mg/l	<0.010 mg/l	1	
benzyl butyl phthalate 85-68-7	<0.010 mg/l	<0.010 mg/l	<0.010 mg/l	<0.010 mg/l	1	
bis(2-chloroethoxy)methane 111-91-1	<0.010 mg/l	<0.010 mg/l	<0.010 mg/l	<0.010 mg/l	1	
bis(2-chloroethyl)ether 111-44-4	<0.010 mg/l	<0.010 mg/l	<0.010 mg/l	<0.010 mg/l	1	
bis(2-chloroisopropyl) ether 108-60-1	<0.010 mg/l	<0.010 mg/l	<0.010 mg/l	<0.010 mg/l	1	
bis(2-ethylhexyl)phthalate 117-81-7	<0.010 mg/l	<0.010 mg/l	<0.010 mg/l	<0.010 mg/l	1	
chrysene 218-01-9	<0.010 mg/l	<0.010 mg/l	<0.010 mg/l	<0.010 mg/l	1	
di-n-butyl phthalate 84-74-2	<0.010 mg/l	<0.010 mg/l	<0.010 mg/l	<0.010 mg/l	1	
di-n-octyl phthalate 117-84-0	<0.010 mg/l	<0.010 mg/l	<0.010 mg/l	<0.010 mg/l	1	
dibenzo(a,h)anthracene 53-70-3	<0.010 mg/l	<0.010 mg/l	<0.010 mg/l	<0.010 mg/l	1	
diethyl phthalate 84-66-2	<0.010 mg/l	<0.010 mg/l	<0.010 mg/l	<0.010 mg/l	1	
dimethyl phthalate 131-11-3	<0.010 mg/l	<0.010 mg/l	<0.010 mg/l	<0.010 mg/l	1	
fluoranthene 206-44-0	<0.010 mg/l	<0.010 mg/l	<0.010 mg/l	<0.010 mg/l	1	
fluorene 86-73-7	<0.010 mg/l	<0.010 mg/l	<0.010 mg/l	<0.010 mg/l	1	
hexachlorobenzene 118-74-1	<0.010 mg/l	<0.010 mg/l	<0.010 mg/l	<0.010 mg/l	1	
hexachlorobutadiene 87-68-3	<0.010 mg/l	<0.010 mg/l	<0.010 mg/l	<0.010 mg/l	1	
hexachlorocyclopentadiene 77-47-4	<0.010 mg/l	<0.010 mg/l	<0.010 mg/l	<0.010 mg/l	1	
hexachloroethane 67-72-1	<0.010 mg/l	<0.010 mg/l	<0.010 mg/l	<0.010 mg/l	1	
indeno(1,2,3-cd)pyrene 193-39-5	<0.010 mg/l	<0.010 mg/l	<0.010 mg/l	<0.010 mg/l	1	
isophorone 78-59-1	<0.010 mg/l	<0.010 mg/l	<0.010 mg/l	<0.010 mg/l	1	
N-nitrosodi-n-propylamine 621-64-7	<0.010 mg/l	<0.010 mg/l	<0.010 mg/l	<0.010 mg/l	1	
N-nitrosodimethylamine 62-75-9	<0.010 mg/l	<0.010 mg/l	<0.010 mg/l	<0.010 mg/l	1	
N-nitrosodiphenylamine 86-30-6	<0.010 mg/l	<0.010 mg/l	<0.010 mg/l	<0.010 mg/l	1	
naphthalene 91-20-3	<0.010 mg/l	<0.010 mg/l	<0.010 mg/l	<0.010 mg/l	1	
nitrobenzene 98-95-3	<0.010 mg/l	<0.010 mg/l	<0.010 mg/l	<0.010 mg/l	1	
phenanthrene 85-01-8	<0.010 mg/l	<0.010 mg/l	<0.010 mg/l	<0.010 mg/l	1	
pyrene 129-00-0	<0.010 mg/l	<0.010 mg/l	<0.010 mg/l	<0.010 mg/l	1	
2,4,6-trichlorophenol 88-06-2	<0.030 mg/l	<0.030 mg/l	<0.030 mg/l	<0.030 mg/l	1	
2,4-dichlorophenol 120-83-2	<0.030 mg/l	<0.030 mg/l	<0.030 mg/l	<0.030 mg/l	1	
2,4-dimethylphenol 105-67-9	<0.030 mg/l	<0.030 mg/l	<0.030 mg/l	<0.030 mg/l	1	
2,4-dinitrophenol 51-28-5	<0.030 mg/l	<0.030 mg/l	<0.030 mg/l	<0.030 mg/l	1	
2-chlorophenol 95-57-8	<0.030 mg/l	[illegible]	[illegible]	[illegible]	[illegible]	

Outfall 3

Parts B and C Continued

Pollutant and CAS Number (if availible)	Maximum Values (include units)		Average Values (include units)		Number of Storm Events Sampled	Sources of Pollutants
	Grab Sample Taken During First 30 Minutes	Flow-weighted Composite	Grab Sample Taken During First 30 Minutes	Flow-weighted Composite		
2-methyl-4,6-dinitrophenol 534-52-1	<0.030 mg/l	<0.030 mg/l	<0.030 mg/l	<0.030 mg/l	1	
2-nitrophenol 88-75-5	<0.030 mg/l	<0.030 mg/l	<0.030 mg/l	<0.030 mg/l	1	
4-chloro-3-methyl phenol 59-50-7	<0.030 mg/l	<0.030 mg/l	<0.030 mg/l	<0.030 mg/l	1	
4-nitrophenol 100-02-7	<0.050 mg/l	<0.030 mg/l	<0.050 mg/l	<0.030 mg/l	1	
pentachlorophenol 87-86-5	<0.050 mg/l	<0.030 mg/l	<0.050 mg/l	<0.030 mg/l	1	
phenol 108-95-2	<0.030 mg/l	<0.030 mg/l	<0.030 mg/l	<0.030 mg/l	1	
4,4'--DDD 72-54-8	<0.00001mg/l	<0.00001 mg/l	<0.00001 mg/l	<0.00001 mg/l	1	
4,4'--DDE 72-55-9	<0.00001 mg/l	<0.00001 mg/l	<0.00001 mg/l	<0.00001 mg/l	1	
4,4'-DDT 50-29-3	<0.00004 mg/l	<0.00004 mg/l	<0.00004 mg/l	<0.00004 mg/l	1	
aldrin 309-00-2	<0.00001 mg/l	<0.00001 mg/l	<0.00001 mg/l	<0.00001 mg/l	1	
chlordane 57-74-9	<0.00006 mg/l	<0.00006 mg/l	<0.00006 mg/l	<0.00006 mg/l	1	
dieldrin 60-57-1	<0.00001 mg/l	<0.00001 mg/l	<0.00001 mg/l	<0.00001 mg/l	1	
endosulfan I 959-98-8	<0.00001 mg/l	<0.00001 mg/l	<0.00001 mg/l	<0.00001 mg/l	1	
endosulfan II 33213-65-9	<0.00001 mg/l	<0.00001 mg/l	<0.00001 mg/l	<0.00001 mg/l	1	
endosulfan sulfate 1031-07-8	<0.00004 mg/l	<0.00004 mg/l	<0.00004 mg/l	<0.00004 mg/l	1	
endrin 72-20-8	<0.00005 mg/l	<0.00005 mg/l	<0.00005 mg/l	<0.00005 mg/l	1	
endrin aldehyde 7421-93-4	<0.00004 mg/l	<0.00004 mg/l	<0.00004 mg/l	<0.00004 mg/l	1	
heptachlor 76-44-8	<0.00001 mg/l	<0.00001mg/l	<0.00001 mg/l	<0.00001 mg/l	1	
heptachlor epoxide 1024-57-3	<0.00001 mg/l	<0.00001mg/l	<0.00001 mg/l	<0.00001 mg/l	1	
toxaphene 8001-35-2	<0.0004 mg/l	<0.0006 mg/l	<0.0004 mg/l	<0.0006 mg/l	1	
alpha-BHC 319-84-6	<0.00001 mg/l	<0.00001mg/l	<0.00001 mg/l	<0.00001 mg/l	1	
beta-BHC 319-85-7	<0.00001 mg/l	<0.00001mg/l	<0.00001 mg/l	<0.00001 mg/l	1	
delta-BHC 319-86-8	<0.00001 mg/l	<0.00001mg/l	<0.00001 mg/l	<0.00001 mg/l	1	
gamma-BHC 58-89-8	<0.00001 mg/l	<0.00001 mg/l	<0.00001 mg/l	<0.00001 mg/l	1	
2-chlorophenol 95-57-8	<0.030 mg/l	<0.030 mg/l	<0.030 mg/l	<0.030 mg/l	1	
Aroclor-1242 53469-21-9	<0.0005 mg/l	<0.0005 mg/l	<0.0005 mg/l	<0.0005 mg/l	1	
Aroclor-1254 11097-69-1	<0.0005 mg/l	<0.0005 mg/l	<0.0005 mg/l	<0.0005 mg/l	1	
Aroclor-1221 11104-28-2	<0.0005 mg/l	<0.0005 mg/l	<0.0005 mg/l	<0.0005 mg/l	1	
Aroclor-1232 11141-16-5	<0.0005 mg/l	<0.0005 mg/l	<0.0005 mg/l	<0.0005 mg/l	1	
Aroclor-1248 12672-29-6	<0.0005 mg/l	<0.0005 mg/l	<0.0005 mg/l	<0.0005 mg/l	1	
Aroclor-1260 11096-82-5	<0.0005 mg/l	<0.0005 mg/l	<0.0005 mg/l	<0.0005 mg/l	1	
Aroclor-1016 12674-11-2	<0.0005 mg/l	<0.0005 mg/l	<0.0005 mg/l	<0.0005 mg/l	1	
Cresols	<0.010 mg/l	<0.010 mg/l	<0.010 mg/l	<0.010 mg/l	1	
Acrolein	<0.020 mg/l	<0.020 mg/l	<0.020 mg/l	<0.020 mg/l	1	
Acrylonitrile	<0.020 mg/l	<0.020 mg/l	<0.020 mg/l	<0.020 mg/l	1	
1,2-diphenylhydrazine (azobenzene)	Results pending	Results pending	Results pending	Results pending	1	

EPA ID Number (copy from Item 1 of Form1)

Outfall 4

Form Approved OMB No. 2040-0086
Approval expires 5-31-92

VII. Discharge Information (continued from page 3 of Form 2F)

Part A - You must provide the results of at least one analysis for every pollutant in this table. Complete one table for each outfall. See instructions for additional details.

Pollutant and CAS Number (if available)	Maximum Values (include units)		Average Values (include units)		Number of Storm Events Sampled	Sources of Pollutants
	Grab Sample Taken During First 30 Minutes	Flow-weighted Composite	Grab Sample Taken During First 30 Minutes	Flow-weighted Composite		
Oil and Grease	7 mg/l		7 mg/l		1	
Biological Oxygen Demand (BOD5)	55.1 mg/l	31.4 mg/l	55.1 mg/l	31.4 mg/l	1	
Chemical Oxygen Demand (COD)	150 mg/l	61 mg/l	150 mg/l	61 mg/l	1	
Total Suspended Solids (TSS)	150 mg/l	20 mg/l	150 mg/l	20 mg/l	1	
Total Kjeldahl Nitrogen	1 mg/l	2 mg/l	1 mg/l	2 mg/l	1	
Nitrate plus Nitrite Nitrogen	1.52 mg/l	1.13 mg/l	1.52 mg/l	1.13 mg/l	1	
Total Phosphorus	0.2 mg/l	0.8 mg/l	0.2 mg/l	0.8 mg/l	1	
pH	Minimum 7.8	Maximum 7.8	Minimum 7.8	Maximum 7.8		

Part B - List each pollutant that is limited in an effluent guideline which the facility is subject to or any pollutant listed in the facility's NPDES permit for its process wastewater (if the facility is operating under an existing NPDES permit). Complete one table for each outfall. See the instructions for additional details and requirements.

Pollutant and CAS Number (if available)	Maximum Values (include units)		Average Values (include units)		Number of Storm Events Sampled	Sources of Pollutants
	Grab Sample Taken During First 30 Minutes	Flow-weighted Composite	Grab Sample Taken During First 30 Minutes	Flow-weighted Composite		
Antimony 7440-36-0	<0.04 mg/l	<0.04 mg/l	<0.04 mg/l	<0.04 mg/l	1	
Cyanide	0.002 mg/l		0.002 mg/l		1	
Mercury 7439-97-6	0.0003 mg/l	<0.0002 mg/l	0.0003 mg/l	<0.0002 mg/l	1	
Phenols	0.009 mg/l		0.009 mg/l		1	
Selenium 7782-49-2	<0.002 mg/l	<0.002 mg/l	<0.002 mg/l	<0.002 mg/l	1	
Sulfate	26 mg/l	27 mg/l	26 mg/l	27 mg/l	1	
Surfactants	0.20 mg/l	<0.05 mg/l	0.20 mg/l	<0.05 mg/l	1	
Aluminum 7429-90-5	1.98 mg/l	0.85 mg/l	1.98 mg/l	0.85 mg/l	1	
Arsenic 7440-38-2	<0.04 mg/l	<0.04 mg/l	<0.04 mg/l	<0.04 mg/l	1	
Boron 7440-42-8	0.022 mg/l	0.036 mg/l	0.022 mg/l	0.036 mg/l	1	
Beryllium 7440-41-7	<0.0004mg/l	<0.0004mg/l	<0.0004mg/l	<0.0004mg/l	1	
Cadmium 7440-43-9	<0.004 mg/l	0.053 mg/l	<0.004 mg/l	0.053 mg/l	1	
Calcium 7440-70-2	24.0 mg/l	27.7 mg/l	24.0 mg/l	27.7 mg/l	1	
Chromium 7440-47-3	0.006 mg/l	<0.006 mg/l	0.006 mg/l	<0.006 mg/l	1	
Cobalt 7440-48-4	0.003 mg/l	<0.002 mg/l	0.003 mg/l	<0.002 mg/l	1	
Copper 7440-50-8	0.016 mg/l	0.007 mg/l	0.016 mg/l	0.007 mg/l	1	
Iron 7439-89-6	3.58 mg/l	1.00 mg/l	3.58 mg/l	1.00 mg/l	1	
Lead 7439-92-1	0.03 mg/l	<0.02 mg/l	0.03 mg/l	<0.02 mg/l	1	
Lithium 7439-93-2	<0.02 mg/l	<0.02 mg/l	<0.02 mg/l	<0.02 mg/l	1	
Magnesium 7439-95-4	3.91 mg/l	3.35 mg/l	3.91 mg/l	3.35 mg/l	1	
Manganese 7439-96-5	0.531 mg/l	0.058 mg/l	0.531 mg/l	0.058 mg/l	1	
Molybdenum 7439-98-7	<0.006 mg/l	<0.006 mg/l	<0.006 mg/l	<0.006 mg/l	1	
Nickel 7440-02-0	0.014 mg/l	<0.008 mg/l	0.014 mg/l	<0.008 mg/l	1	
Potassium 7440-09-7	2.6 mg/l	7.8 mg/l	2.6 mg/l	7.8 mg/l	1	
Silver 7440-22-4	<0.006 mg/l	<0.006 mg/l	<0.006 mg/l	<0.006 mg/l	1	
Sodium 7440-23-5	1.68 mg/l	3.04 mg/l	1.68 mg/l	3.04 mg/l	1	
Titanium 7440-32-6	0.03 mg/l	<0.01 mg/l	0.03 mg/l	<0.01 mg/l	1	
Zinc 7440-66-6	0.21 mg/l	0.05 mg/l	0.21 mg/l	0.05 mg/l	1	

Continue on Reverse

Continued from front.

Part C- List each pollutant shown in Tables 2F-2, 2F-3, and 2F4 that you know or have reason to believe is present. See the instructions for additional details and requirements. Comp... one table for each outfall.

Pollutant and CAS Number (if availible)	Maximum Values (include units)		Average Values (include units)		Number of Storm Events Sampled	Sources of Pollutants
	Grab Sample Taken During First 30 Minutes	Flow-weighted Composite	Grab Sample Taken During First 30 Minutes	Flow-weighted Composite		
1,1,1,-trichloroethane 71-55-6	<0.010 mg/l		<0.010 mg/l		1	
1,1,2,2-tetrachloroethane 79-34-5	<0.010 mg/l		<0.010 mg/l		1	
1,1,2- trichloroethane 79-00-5	<0.010 mg/l		<0.010 mg/l		1	
1,1-dichloroethane 75-34-3	<0.010 mg/l		<0.010 mg/l		1	
1,1-dichloroethylene 75-35-4	<0.010 mg/l		<0.010 mg/l		1	
1,2-dichloroethane 107-06-2	<0.010 mg/l		<0.010 mg/l		1	
1,2-dichloropropane 78-87-5	<0.010 mg/l		<0.010 mg/l		1	
2-chloroethylvinylether 110-75-8	<0.010 mg/l		<0.010 mg/l		1	
benzene 71-43-2	<0.010 mg/l		<0.010 mg/l		1	
bromodichloromethane 75-27-4	<0.010 mg/l		<0.010 mg/l		1	
bromoform 75-25-2	<0.010 mg/l		<0.010 mg/l		1	
bromomethane 74-83-9	<0.010 mg/l		<0.010 mg/l		1	
carbon tetrachloride 56-23-5	<0.010 mg/l		<0.010 mg/l		1	
chlorobenzene 108-90-7	<0.010 mg/l		<0.010 mg/l		1	
chloroethane 75-00-3	<0.010 mg/l		<0.010 mg/l		1	
chloroform 67-66-3	<0.010 mg/l		<0.010 mg/l		1	
chloromethane 74-87-3	<0.010 mg/l		<0.010 mg/l		1	
dibromochloromethane 124-48-1	<0.010 mg/l		<0.010 mg/l		1	
ethylbenzene 100-41-4	<0.010 mg/l		<0.010 mg/l		1	
toluene 108-88-3	<0.010 mg/l		<0.010 mg/l		1	
vinyl chloride 75-01-4	<0.010 mg/l		<0.010 mg/l		1	
1,3-dichloropropene 10061-01-5	<0.010 mg/l		<0.010 mg/l		1	
trans-1,2-dichloroethene 156-60-5	<0.010 mg/l		<0.010 mg/l		1	
alpha activity 12587-46-1	2.5 pci/l	1.9 pci/l	2.5 pci/l	1.9 pci/l	1	
beta activity 12587-46-1	18 pci/l	11 pci/l	18 pci/l	11 pci/l	1	
fecal coliform	25,000 co/.1L	<1 co/.1L	25,000 co/.1L	<1 co/.1L	1	
Thallium 7440-28-0	<0.001 mg/l	<0.001 mg/l	<0.001 mg/l	<0.001 mg/l	1	
Uranium 7440-61-1	<0.001 mg/l	0.002 mg/l	<0.001 mg/l	0.002 mg/l	1	
Gamma activity	61 pci/l	56 pci/l	61 pci/l	56 pci/l	1	

Part D- Provide data for the storm event(s) which resulted in the maximum values for the flow weighted composite sample.

1. Date of Storm Event	2. Duration of Storm (in minutes)	3. Total rainfall during storm event (in inches)	4. Number of hours between beginning of storm measured and end of previous measurable rain event	5. Maximum flow rate during rain event (gallons/min or specify units)	6. Total flow from rain event (gallons or specify units)	7. Season sample was taken	8. Form of Precipitation (rainfall, snowmelt)
7/24/91	185	0.8	154.2	5,082	230,851	Summer	Rainfall

9. Provide a description of the method of flow measurement or estimate.

An ISCO 3230 Flow meter was used to obtain water level readings. This instrument was calibrated with the normal dry weather flow, if present, as level zero. The flow meter was programmed with the characteristics of the conveyance so that flow rates and total flows could be calculated by the meter.

Outfall 4

Parts B and C Continued

Pollutant and CAS Number (if available)	Maximum Values (include units)		Average Values (include units)		Number of Storm Events Sampled	Sources of Pollutants
	Grab Sample Taken During First 30 Minutes	Flow-weighted Composite	Grab Sample Taken During First 30 Minutes	Flow-weighted Composite		
Barium 7440-39-3	0.0613 mg/l	0.0371 mg/l	0.0613 mg/l	0.0371 mg/l	1	
methylene chloride 75-09-2	<0.010 mg/l		<0.010 mg/l		1	
tetrachloroethene 127-18-4	<0.010 mg/l		<0.010 mg/l		1	
trichloroethene 79-01-6	<0.010 mg/l		<0.010 mg/l		1	
Xylenes	<0.010 mg/l		<0.010 mg/l		1	
1,2,4-trichlorobenzene 120-82-1	<0.010 mg/l	<0.010 mg/l	<0.010 mg/l	<0.010 mg/l	1	
1,2-dichlorobenzene 95-50-1	<0.010 mg/l	<0.010 mg/l	<0.010 mg/l	<0.010 mg/l	1	
1,3-dichlorobenzene 541-73-1	<0.010 mg/l	<0.010 mg/l	<0.010 mg/l	<0.010 mg/l	1	
1,4-dichlorobenzene 106-46-7	<0.010 mg/l	<0.010 mg/l	<0.010 mg/l	<0.010 mg/l	1	
2,4-dinitrotoluene 121-14-2	<0.010 mg/l	<0.010 mg/l	<0.010 mg/l	<0.010 mg/l	1	
2,6-dinitrotoluene 606-20-2	<0.010 mg/l	<0.010 mg/l	<0.010 mg/l	<0.010 mg/l	1	
2-chloronaphthalene 91-58-7	<0.010 mg/l	<0.010 mg/l	<0.010 mg/l	<0.010 mg/l	1	
3,3'-dichlorobenzidine 91-94-1	<0.010 mg/l	<0.010 mg/l	<0.010 mg/l	<0.010 mg/l	1	
4-bromophenylphenyl ether 101-55-3	<0.010 mg/l	<0.010 mg/l	<0.010 mg/l	<0.010 mg/l	1	
4-chlorophenylphenyl ether 7005-72-3	<0.010 mg/l	<0.010 mg/l	<0.010 mg/l	<0.010 mg/l	1	
acenaphthene 83-32-9	<0.010 mg/l	<0.010 mg/l	<0.010 mg/l	<0.010 mg/l	1	
acenaphthylene 208-96-8	<0.010 mg/l	<0.010 mg/l	<0.010 mg/l	<0.010 mg/l	1	
anthracene 120-12-7	<0.010 mg/l	<0.010 mg/l	<0.010 mg/l	<0.010 mg/l	1	
benzidine 92-87-5	<0.030 mg/l	<0.030 mg/l	<0.030 mg/l	<0.030 mg/l	1	
benzo(a)anthracene 56-55-3	<0.010 mg/l	<0.010 mg/l	<0.010 mg/l	<0.010 mg/l	1	
benzo(a)pyrene 50-32-8	<0.010 mg/l	<0.010 mg/l	<0.010 mg/l	<0.010 mg/l	1	
benzo(b)fluoranthene 205-99-2	0.017 mg/l	<0.010 mg/l	0.017 mg/l	<0.010 mg/l	1	
benzo(ghi)perylene 191-24-2	<0.010 mg/l	<0.010 mg/l	<0.010 mg/l	<0.010 mg/l	1	
benzo(k)fluoranthene 207-08-9	<0.010 mg/l	<0.010 mg/l	<0.010 mg/l	<0.010 mg/l	1	
benzyl butyl phthalate 85-68-7	<0.010 mg/l	<0.010 mg/l	<0.010 mg/l	<0.010 mg/l	1	
bis(2-chloroethoxy)methane 111-91-1	<0.010 mg/l	<0.010 mg/l	<0.010 mg/l	<0.010 mg/l	1	
bis(2-chloroethyl)ether 111-44-4	<0.010 mg/l	<0.010 mg/l	<0.010 mg/l	<0.010 mg/l	1	
bis(2-chloroisopropyl) ether 108-60-1	<0.010 mg/l	<0.010 mg/l	<0.010 mg/l	<0.010 mg/l	1	
bis(2-ethylhexyl)phthalate 117-81-7	<0.010 mg/l	<0.010 mg/l	<0.010 mg/l	<0.010 mg/l	1	
chrysene 218-01-9	<0.010 mg/l	<0.010 mg/l	<0.010 mg/l	<0.010 mg/l	1	
di-n-butyl phthalate 84-74-2	0.034 mg/l	0.058 mg/l	0.034 mg/l	0.058 mg/l	1	
di-n-octyl phthalate 117-84-0	<0.010 mg/l	<0.010 mg/l	<0.010 mg/l	<0.010 mg/l	1	
dibenzo(a,h)anthracene 53-70-3	<0.010 mg/l	<0.010 mg/l	<0.010 mg/l	<0.010 mg/l	1	
diethyl phthalate 84-66-2	<0.010 mg/l	<0.010 mg/l	<0.010 mg/l	<0.010 mg/l	1	
dimethyl phthalate 131-11-3	<0.010 mg/l	<0.010 mg/l	<0.010 mg/l	<0.010 mg/l	1	
fluoranthene 206-44-0	0.040 mg/l	<0.010 mg/l	0.040 mg/l	<0.010 mg/l	1	
fluorene 86-73-7	<0.010 mg/l	<0.010 mg/l	<0.010 mg/l	<0.010 mg/l	1	
hexachlorobenzene 118-74-1	<0.010 mg/l	<0.010 mg/l	<0.010 mg/l	<0.010 mg/l	1	
hexachlorobutadiene 87-68-3	<0.010 mg/l	<0.010 mg/l	<0.010 mg/l	<0.010 mg/l	1	
hexachlorocyclopentadiene 77-47-4	<0.010 mg/l	<0.010 mg/l	<0.010 mg/l	<0.010 mg/l	1	
hexachloroethane 67-72-1	<0.010 mg/l	<0.010 mg/l	<0.010 mg/l	<0.010 mg/l	1	
indeno(1,2,3-cd)pyrene 193-39-5	<0.010 mg/l	<0.010 mg/l	<0.010 mg/l	<0.010 mg/l	1	
isophorone 78-59-1	<0.010 mg/l	<0.010 mg/l	<0.010 mg/l	<0.010 mg/l	1	
N-nitrosodi-n-propylamine 621-64-7	<0.010 mg/l	<0.010 mg/l	<0.010 mg/l	<0.010 mg/l	1	
N-nitrosodimethylamine 62-75-9	<0.010 mg/l	<0.010 mg/l	<0.010 mg/l	<0.010 mg/l	1	
N-nitrosodiphenylamine 86-30-6	<0.010 mg/l	<0.010 mg/l	<0.010 mg/l	<0.010 mg/l	1	
naphthalene 91-20-3	<0.010 mg/l	<0.010 mg/l	<0.010 mg/l	<0.010 mg/l	1	
nitrobenzene 98-95-3	<0.010 mg/l	<0.010 mg/l	<0.010 mg/l	<0.010 mg/l	1	
phenanthrene 85-01-8	<0.010 mg/l	<0.010 mg/l	<0.010 mg/l	<0.010 mg/l	1	
pyrene 129-00-0	0.031 mg/l	<0.010 mg/l	0.031 mg/l	<0.010 mg/l	1	
2,4,6-trichlorophenol 88-06-2	<0.030 mg/l	<0.030 mg/l	<0.030 mg/l	<0.030 mg/l	1	
2,4-dichlorophenol 120-83-2	<0.030 mg/l	<0.030 mg/l	<0.030 mg/l	<0.030 mg/l	1	
2,4-dimethylphenol 105-67-9	<0.030 mg/l	<0.030 mg/l	<0.030 mg/l	<0.030 mg/l	1	
2,4-dinitrophenol 51-28-5	<0.030 mg/l	<0.030 mg/l	<0.030 mg/l	<0.030 mg/l	1	

Outfall 4

Parts B and C Continued

Pollutant and CAS Number (if availible)	Maximum Values (include units)		Average Values (include units)		Number of Storm Events Sampled	Sources of Pollutants
	Grab Sample Taken During First 30 Minutes	Flow-weighted Composite	Grab Sample Taken During First 30 Minutes	Flow-weighted Composite		
2-methyl-4,6-dinitrophenol 534-52-1	<0.030 mg/l	<0.030 mg/l	<0.030 mg/l	<0.030 mg/l	1	
2-nitrophenol 88-75-5	<0.030 mg/l	<0.030 mg/l	<0.030 mg/l	<0.030 mg/l	1	
4-chloro-3-methyl phenol 59-50-7	<0.030 mg/l	<0.030 mg/l	<0.030 mg/l	<0.030 mg/l	1	
4-nitrophenol 100-02-7	<0.030 mg/l	<0.030 mg/l	<0.030 mg/l	<0.030 mg/l	1	
pentachlorophenol 87-86-5	<0.030 mg/l	<0.030 mg/l	<0.030 mg/l	<0.030 mg/l	1	
phenol 108-95-2	<0.030 mg/l	<0.030 mg/l	<0.030 mg/l	<0.030 mg/l	1	
4,4'--DDD 72-54-8	<0.000004 mg/l	<0.000004mg/l	<0.000004 mg/l	<0.000004 mg/l	1	
4,4'--DDE 72-55-9	<0.000004 mg/l	<0.000004mg/l	<0.000004 mg/l	<0.000004 mg/l	1	
4,4'-DDT 50-29-3	<0.000004 mg/l	<0.000004mg/l	<0.000004 mg/l	<0.000004 mg/l	1	
aldrin 309-00-2	<0.000004 mg/l	<0.000004mg/l	<0.000004 mg/l	<0.000004 mg/l	1	
chlordane 57-74-9	<0.00002 mg/l	<0.00002 mg/l	<0.00002 mg/l	<0.00002 mg/l	1	
dieldrin 60-57-1	<0.000004 mg/l	<0.000004mg/l	<0.000004 mg/l	<0.000004 mg/l	1	
endosulfan I 959-98-8	<0.000004 mg/l	<0.000004mg/l	<0.000004 mg/l	<0.000004 mg/l	1	
endosulfan II 33213-65-9	<0.000004 mg/l	<0.000004mg/l	<0.000004 mg/l	<0.000004 mg/l	1	
endosulfan sulfate 1031-07-8	<0.000004 mg/l	<0.000004mg/l	<0.000004 mg/l	<0.000004 mg/l	1	
endrin 72-20-8	<0.00005 mg/l	<0.00005 mg/l	<0.00005 mg/l	<0.00005 mg/l	1	
endrin aldehyde 7421-93-4	<0.000004 mg/l	<0.000004mg/l	<0.000004 mg/l	<0.000004 mg/l	1	
heptachlor 76-44-8	<0.000004 mg/l	<0.000004mg/l	<0.000004 mg/l	<0.000004 mg/l	1	
heptachlor epoxide 1024-57-3	<0.000004 mg/l	<0.000004mg/l	<0.000004 mg/l	<0.000004 mg/l	1	
toxaphene 8001-35-2	<0.0002 mg/l	<0.0002 mg/l	<0.0002 mg/l	<0.0002 mg/l	1	
alpha-BHC 319-84-6	<0.000004 mg/l	<0.000004mg/l	<0.000004 mg/l	<0.000004 mg/l	1	
beta-BHC 319-85-7	<0.000004 mg/l	<0.000004mg/l	<0.000004 mg/l	<0.000004 mg/l	1	
delta-BHC 319-86-8	<0.000004 mg/l	<0.000004mg/l	<0.000004 mg/l	<0.000004 mg/l	1	
gamma-BHC 58-89-8	<0.00001 mg/l	<0.00001 mg/l	<0.00001 mg/l	<0.00001 mg/l	1	
2-chlorophenol 95-57-8	<0.030 mg/l	<0.030 mg/l	<0.030 mg/l	<0.030 mg/l	1	
Aroclor-1242 53469-21-9	<0.0025 mg/l	<0.0005 mg/l	<0.0025 mg/l	<0.0005 mg/l	1	
Aroclor-1254 11097-69-1	<0.0025 mg/l	<0.0005 mg/l	<0.0025 mg/l	<0.0005 mg/l	1	
Aroclor-1221 11104-28-2	<0.0025 mg/l	<0.0005 mg/l	<0.0025 mg/l	<0.0005 mg/l	1	
Aroclor-1232 11141-16-5	<0.0025 mg/l	<0.0005 mg/l	<0.0025 mg/l	<0.0005 mg/l	1	
Aroclor-1248 12672-29-6	<0.0025 mg/l	<0.0005 mg/l	<0.0025 mg/l	<0.0005 mg/l	1	
Aroclor-1260 11096-82-5	<0.0025 mg/l	<0.0005 mg/l	<0.0025 mg/l	<0.0005 mg/l	1	
Aroclor-1016 12674-11-2	<0.0025 mg/l	<0.0005 mg/l	<0.0025 mg/l	<0.0005 mg/l	1	
Cresols	<0.030 mg/l	<0.030 mg/l	<0.030 mg/l	<0.030 mg/l	1	
Acrolein	<0.010 mg/l	<0.010 mg/l	<0.010 mg/l	<0.010 mg/l	1	
Acrylonitrile	<0.010 mg/l	<0.010 mg/l	<0.010 mg/l	<0.010 mg/l	1	
1,2-diphenylhydrazine (azobenzene)	Results pending	Results pending	Results pending	Results pending	1	

EPA ID Number (copy from Item 1 of Form1)

Outfall 6

Form Approved OMB No. 2040-0086
Approval expires 5-31-92

VII. Discharge Information (continued from page 3 of Form 2F)

Part A - You must provide the results of at least one analysis for every pollutant in this table. Complete one table for each outfall. See instructions for additional details.

Pollutant and CAS Number (if available)	Maximum Values (include units)		Average Values (include units)		Number of Storm Events Sampled	Sources of Pollutants
	Grab Sample Taken During First 30 Minutes	Flow-weighted Composite	Grab Sample Taken During First 30 Minutes	Flow-weighted Composite		
Oil and Grease	7 mg/l		7 mg/l		1	
Biological Oxygen Demand (BOD5)	25.3 mg/l	9.88 mg/l	25.3 mg/l	9.88 mg/l	1	
Chemical Oxygen Demand (COD)	46 mg/l	48 mg/l	46 mg/l	48 mg/l	1	
Total Suspended Solids (TSS)	180 mg/l	140 mg/l	180 mg/l	140 mg/l	1	
Total Kjeldahl Nitrogen	0.7 mg/l	1.6 mg/l	0.7 mg/l	1.6 mg/l	1	
Nitrate plus Nitrite Nitrogen	1.47 mg/l	2.42 mg/l	1.47 mg/l	2.42 mg/l	1	
Total Phosphorus	0.6 mg/l	0.5 mg/l	0.6 mg/l	0.5 mg/l	1	
pH	Minimum 7.7	Maximum 7.7	Minimum 7.7	Maximum 7.7		

Part B - List each pollutant that is limited in an effluent guideline which the facility is subject to or any pollutant listed in the facility's NPDES permit for its process wastewater (if the facility is operating under an existing NPDES permit). Complete one table for each outfall. See the instructions for additional details and requirements.

Pollutant and CAS Number (if available)	Maximum Values (include units)		Average Values (include units)		Number of Storm Events Sampled	Sources of Pollutants
	Grab Sample Taken During First 30 Minutes	Flow-weighted Composite	Grab Sample Taken During First 30 Minutes	Flow-weighted Composite		
Antimony 7440-36-0	<0.04 mg/l	<0.04 mg/l	<0.04 mg/l	<0.04 mg/l	1	
Cyanide	<0.002 mg/l		<0.002 mg/l		1	
Mercury 7439-97-6	0.0010 mg/l	0.0006 mg/l	0.0010 mg/l	0.0006 mg/l	1	
Phenols	<0.001 mg/l		<0.001 mg/l		1	
Selenium 7782-49-2	<0.002 mg/l	<0.002 mg/l	<0.002 mg/l	<0.002 mg/l	1	
Sulfate	45 mg/l	59 mg/l	45 mg/l	59 mg/l	1	
Surfactants	<0.05 mg/l	<0.05 mg/l	<0.05 mg/l	<0.05 mg/l	1	
Aluminum 7429-90-5	3.88 mg/l	4.12 mg/l	3.88 mg/l	4.12 mg/l	1	
Arsenic 7440-38-2	<0.04 mg/l	<0.04 mg/l	<0.04 mg/l	<0.04 mg/l	1	
Boron 7440-42-8	0.017 mg/l	0.020 mg/l	0.017 mg/l	0.020 mg/l	1	
Beryllium 7440-41-7	<0.0004mg/l	<0.0004mg/l	<0.0004mg/l	<0.0004mg/l	1	
Cadmium 7440-43-9	<0.004 mg/l	<0.004 mg/l	<0.004 mg/l	<0.004 mg/l	1	
Calcium 7440-70-2	35.6 mg/l	41.6 mg/l	35.6 mg/l	41.6 mg/l	1	
Chromium 7440-47-3	<0.006 mg/l	<0.006 mg/l	<0.006 mg/l	<0.006 mg/l	1	
Cobalt 7440-48-4	0.003 mg/l	0.003 mg/l	0.003 mg/l	0.003 mg/l	1	
Copper 7440-50-8	0.010 mg/l	0.011 mg/l	0.010 mg/l	0.011 mg/l	1	
Iron 7439-89-6	4.81 mg/l	5.03 mg/l	4.81 mg/l	5.03 mg/l	1	
Lead 7439-92-1	<0.02 mg/l	0.03 mg/l	<0.02 mg/l	0.03 mg/l	1	
Lithium 7439-93-2	<0.02 mg/l	<0.02 mg/l	<0.02 mg/l	<0.02 mg/l	1	
Magnesium 7439-95-4	4.09 mg/l	4.70 mg/l	4.09 mg/l	4.70 mg/l	1	
Manganese 7439-96-5	0.107 mg/l	0.105 mg/l	0.107 mg/l	0.105 mg/l	1	
Molybdenum 7439-98-7	<0.006 mg/l	<0.006 mg/l	<0.006 mg/l	<0.006 mg/l	1	
Nickel 7440-02-0	<0.008 mg/l	<0.008 mg/l	<0.008 mg/l	<0.008 mg/l	1	
Potassium 7440-09-7	8.8 mg/l	7.3 mg/l	8.8 mg/l	7.3 mg/l	1	
Silver 7440-22-4	<0.006 mg/l	<0.006 mg/l	<0.006 mg/l	<0.006 mg/l	1	
Sodium 7440-23-5	0.30 mg/l	0.30 mg/l	0.30 mg/l	0.30 mg/l	1	
Titanium 7440-32-6	0.03 mg/l	0.05 mg/l	0.03 mg/l	0.05 mg/l	1	
Zinc 7440-66-6	0.05 mg/l	0.06 mg/l	0.05 mg/l	0.06 mg/l	1	

Continue on Reverse

Continued from front.

Part C- List each pollutant shown in Tables 2F-2, 2F-3, and 2F4 that you know or have reason to believe is present. See the instructions for additional details and requirements. Con one table for each outfall.

Pollutant and CAS Number (if availible)	Maximum Values (include units)		Average Values (include units)		Number of Storm Events Sampled	Sources of Pollutants
	Grab Sample Taken During First 30 Minutes	Flow-weighted Composite	Grab Sample Taken During First 30 Minutes	Flow-weighted Composite		
1.1.1.-trichloroethane 71-55-6	<0.010 mg/l		<0.010 mg/l		1	
1.1.2.2-tetrachloroethane 79-34-5	<0.010 mg/l		<0.010 mg/l		1	
1.1.2- trichloroethane 79-00-5	<0.010 mg/l		<0.010 mg/l		1	
1.1-dichloroethane 75-34-3	<0.010 mg/l		<0.010 mg/l		1	
1.1-dichloroethylene 75-35-4	<0.010 mg/l		<0.010 mg/l		1	
1.2-dichloroethane 107-06-2	<0.010 mg/l		<0.010 mg/l		1	
1.2-dichloropropane 78-87-5	<0.010 mg/l		<0.010 mg/l		1	
2-chloroethylvinylether 110-75-8	<0.010 mg/l		<0.010 mg/l		1	
benzene 71-43-2	<0.010 mg/l		<0.010 mg/l		1	
bromodichloromethane 75-27-4	<0.010 mg/l		<0.010 mg/l		1	
bromoform 75-25-2	<0.010 mg/l		<0.010 mg/l		1	
bromomethane 74-83-9	<0.010 mg/l		<0.010 mg/l		1	
carbon tetrachloride 56-23-5	<0.010 mg/l		<0.010 mg/l		1	
chlorobenzene 108-90-7	<0.010 mg/l		<0.010 mg/l		1	
chloroethane 75-00-3	<0.010 mg/l		<0.010 mg/l		1	
chloroform 67-66-3	<0.010 mg/l		<0.010 mg/l		1	
chloromethane 74-87-3	<0.010 mg/l		<0.010 mg/l		1	
dibromochloromethane 124-48-1	<0.010 mg/l		<0.010 mg/l		1	
ethylbenzene 100-41-4	<0.010 mg/l		<0.010 mg/l		1	
toluene 108-88-3	<0.010 mg/l		<0.010 mg/l		1	
vinyl chloride 75-01-4	<0.010 mg/l		<0.010 mg/l		1	
1.3-dichloropropene 10061-01-5	<0.010 mg/l		<0.010 mg/l		1	
trans-1.2-dichloroethene 156-60-5	<0.010 mg/l		<0.010 mg/l		1	
alpha activity 12587-46-1	3.3 pci/l	1.2 pci/l	3.3 pci/l	1.2 pci/l	1	
beta activity 12587-46-1	17 pci/l	21 pci/l	17 pci/l	21 pci/l	1	
fecal coliform	TNTC co/.1L	>4,000 co/.1L	TNTC co/.1L	>4,000 co/.1L	1	
Thallium 7440-28-0	<0.001 mg/l	<0.001 mg/l	<0.001 mg/l	<0.001 mg/l	1	
Uranium 7440-61-1	0.001 mg/l	0.002 mg/l	0.001 mg/l	0.002 mg/l	1	
Gamma activity	14 pci/l	44 pci/l	14 pci/l	44 pci/l	1	

Part D- Provide data for the storm event(s) which resulted in the maximum values for the flow weighted composite sample.

1. Date of Storm Event	2. Duration of Storm (in minutes)	3. Total rainfall during storm event (in inches)	4. Number of hours between beginning of storm measured and end of previous measurable rain event	5. Maximum flow rate during rain event (gallons/min or specify units)	6. Total flow from rain event (gallons or specify units)	7. Season sample was taken	8. Form of Precipitation (rainfall, snowmelt)
7/24/91	185	1.0	154.2	257	11,462	Summer	Rainfall

9. Provide a description of the method of flow measurement or estimate.

An ISCO 3230 Flow meter was used to obtain water level readings. This instrument was calibrated with the normal dry weather flow, if present, as level zero. The flow meter was programmed with the characteristics of the conveyance so that flow rates and total flows could be calculated by the meter.

Outfall 6

Parts B and C Continued

Pollutant and CAS Number (if availible)	Maximum Values (include units)		Average Values (include units)		Number of Storm Events Sampled	Sources of Pollutants
	Grab Sample Taken During First 30 Minutes	Flow-weighted Composite	Grab Sample Taken During First 30 Minutes	Flow-weighted Composite		
Barium 7440-39-3	0.0403 mg/l	0.0441 mg/l	0.0403 mg/l	0.0441 mg/l	1	
methylene chloride 75-09-2	<0.010 mg/l		<0.010 mg/l		1	
tetrachloroethene 127-18-4	<0.010 mg/l		<0.010 mg/l		1	
trichloroethene 79-01-6	<0.010 mg/l		<0.010 mg/l		1	
Xylenes	<0.010 mg/l		<0.010 mg/l		1	
1,2,4-trichlorobenzene 120-82-1	<0.010 mg/l	<0.010 mg/l	<0.010 mg/l	<0.010 mg/l	1	
1,2-dichlorobenzene 95-50-1	<0.010 mg/l	<0.010 mg/l	<0.010 mg/l	<0.010 mg/l	1	
1,3-dichlorobenzene 541-73-1	<0.010 mg/l	<0.010 mg/l	<0.010 mg/l	<0.010 mg/l	1	
1,4-dichlorobenzene 106-46-7	<0.010 mg/l	<0.010 mg/l	<0.010 mg/l	<0.010 mg/l	1	
2,4-dinitrotoluene 121-14-2	<0.010 mg/l	<0.010 mg/l	<0.010 mg/l	<0.010 mg/l	1	
2,6-dinitrotoluene 606-20-2	<0.010 mg/l	<0.010 mg/l	<0.010 mg/l	<0.010 mg/l	1	
2-chloronaphthalene 91-58-7	<0.010 mg/l	<0.010 mg/l	<0.010 mg/l	<0.010 mg/l	1	
3,3'-dichlorobenzidine 91-94-1	<0.010 mg/l	<0.010 mg/l	<0.010 mg/l	<0.010 mg/l	1	
4-bromophenylphenyl ether 101-55-3	<0.010 mg/l	<0.010 mg/l	<0.010 mg/l	<0.010 mg/l	1	
4-chlorophenylphenyl ether 7005-72-3	<0.010 mg/l	<0.010 mg/l	<0.010 mg/l	<0.010 mg/l	1	
acenaphthene 83-32-9	<0.010 mg/l	<0.010 mg/l	<0.010 mg/l	<0.010 mg/l	1	
acenaphthylene 208-96-8	<0.010 mg/l	<0.010 mg/l	<0.010 mg/l	<0.010 mg/l	1	
anthracene 120-12-7	<0.010 mg/l	<0.010 mg/l	<0.010 mg/l	<0.010 mg/l	1	
benzidine 92-87-5	<0.030 mg/l	<0.030 mg/l	<0.030 mg/l	<0.030 mg/l	1	
benzo(a)anthracene 56-55-3	<0.010 mg/l	<0.010 mg/l	<0.010 mg/l	<0.010 mg/l	1	
benzo(a)pyrene 50-32-8	<0.010 mg/l	<0.010 mg/l	<0.010 mg/l	<0.010 mg/l	1	
benzo(b)fluoranthene 205-99-2	<0.010 mg/l	<0.010 mg/l	<0.010 mg/l	<0.010 mg/l	1	
benzo(ghi)perylene 191-24-2	<0.010 mg/l	<0.010 mg/l	<0.010 mg/l	<0.010 mg/l	1	
benzo(k)fluoranthene 207-08-9	<0.010 mg/l	<0.010 mg/l	<0.010 mg/l	<0.010 mg/l	1	
benzyl butyl phthalate 85-68-7	<0.010 mg/l	<0.010 mg/l	<0.010 mg/l	<0.010 mg/l	1	
bis(2-chloroethoxy)methane 111-91-1	<0.010 mg/l	<0.010 mg/l	<0.010 mg/l	<0.010 mg/l	1	
bis(2-chloroethyl)ether 111-44-4	<0.010 mg/l	<0.010 mg/l	<0.010 mg/l	<0.010 mg/l	1	
bis(2-chloroisopropyl) ether 108-60-1	<0.010 mg/l	<0.010 mg/l	<0.010 mg/l	<0.010 mg/l	1	
bis(2-ethylhexyl)phthalate 117-81-7	<0.010 mg/l	<0.010 mg/l	<0.010 mg/l	<0.010 mg/l	1	
chrysene 218-01-9	<0.010 mg/l	<0.010 mg/l	<0.010 mg/l	<0.010 mg/l	1	
di-n-butyl phthalate 84-74-2	0.033 mg/l	0.049 mg/l	0.033 mg/l	0.049 mg/l	1	
di-n-octyl phthalate 117-84-0	<0.010 mg/l	<0.010 mg/l	<0.010 mg/l	<0.010 mg/l	1	
dibenzo(a,h)anthracene 53-70-3	<0.010 mg/l	<0.010 mg/l	<0.010 mg/l	<0.010 mg/l	1	
diethyl phthalate 84-66-2	<0.010 mg/l	<0.010 mg/l	<0.010 mg/l	<0.010 mg/l	1	
dimethyl phthalate 131-11-3	<0.010 mg/l	<0.010 mg/l	<0.010 mg/l	<0.010 mg/l	1	
fluoranthene 206-44-0	<0.010 mg/l	<0.010 mg/l	<0.010 mg/l	<0.010 mg/l	1	
fluorene 86-73-7	<0.010 mg/l	<0.010 mg/l	<0.010 mg/l	<0.010 mg/l	1	
hexachlorobenzene 118-74-1	<0.010 mg/l	<0.010 mg/l	<0.010 mg/l	<0.010 mg/l	1	
hexachlorobutadiene 87-68-3	<0.010 mg/l	<0.010 mg/l	<0.010 mg/l	<0.010 mg/l	1	
hexachlorocyclopentadiene 77-47-4	<0.010 mg/l	<0.010 mg/l	<0.010 mg/l	<0.010 mg/l	1	
hexachloroethane 67-72-1	<0.010 mg/l	<0.010 mg/l	<0.010 mg/l	<0.010 mg/l	1	
indeno(1,2,3-cd)pyrene 193-39-5	<0.010 mg/l	<0.010 mg/l	<0.010 mg/l	<0.010 mg/l	1	
isophorone 78-59-1	<0.010 mg/l	<0.010 mg/l	<0.010 mg/l	<0.010 mg/l	1	
N-nitrosodi-n-propylamine 621-64-7	<0.010 mg/l	<0.010 mg/l	<0.010 mg/l	<0.010 mg/l	1	
N-nitrosodimethylamine 62-75-9	<0.010 mg/l	<0.010 mg/l	<0.010 mg/l	<0.010 mg/l	1	
N-nitrosodiphenylamine 86-30-6	<0.010 mg/l	<0.010 mg/l	<0.010 mg/l	<0.010 mg/l	1	
naphthalene 91-20-3	<0.010 mg/l	<0.010 mg/l	<0.010 mg/l	<0.010 mg/l	1	
nitrobenzene 98-95-3	<0.010 mg/l	<0.010 mg/l	<0.010 mg/l	<0.010 mg/l	1	
phenanthrene 85-01-8	<0.010 mg/l	<0.010 mg/l	<0.010 mg/l	<0.010 mg/l	1	
pyrene 129-00-0	<0.010 mg/l	<0.010 mg/l	<0.010 mg/l	<0.010 mg/l	1	
2,4,6-trichlorophenol 88-06-2	<0.030 mg/l	<0.030 mg/l	<0.030 mg/l	<0.030 mg/l	1	
2,4-dichlorophenol 120-83-2	<0.030 mg/l	<0.030 mg/l	<0.030 mg/l	<0.030 mg/l	1	
2,4-dimethylphenol 105-67-9	<0.030 mg/l	<0.030 mg/l	<0.030 mg/l	<0.030 mg/l	1	
2,4-dinitrophenol 51-28-5	<0.030 mg/l	<0.030 mg/l	<0.030 mg/l	<0.030 mg/l	1	
2-chlorophenol 95-57-8	[illegible]	[illegible]	[illegible]	[illegible]	1	

Outfall 6

Parts B and C Continued

Pollutant and CAS Number (if availible)	Maximum Values (include units)		Average Values (include units)		Number of Storm Events Sampled	Sources of Pollutants
	Grab Sample Taken During First 30 Minutes	Flow-weighted Composite	Grab Sample Taken During First 30 Minutes	Flow-weighted Composite		
2-methyl-4,6-dinitrophenol 534-52-1	<0.030 mg/l	<0.030 mg/l	<0.030 mg/l	<0.030 mg/l	1	
2-nitrophenol 88-75-5	<0.030 mg/l	<0.030 mg/l	<0.030 mg/l	<0.030 mg/l	1	
4-chloro-3-methyl phenol 59-50-7	<0.030 mg/l	<0.030 mg/l	<0.030 mg/l	<0.030 mg/l	1	
4-nitrophenol 100-02-7	<0.030 mg/l	<0.030 mg/l	<0.030 mg/l	<0.030 mg/l	1	
pentachlorophenol 87-86-5	<0.030 mg/l	<0.030 mg/l	<0.030 mg/l	<0.030 mg/l	1	
phenol 108-95-2	<0.030 mg/l	<0.030 mg/l	<0.030 mg/l	<0.030 mg/l	1	
4,4'--DDD 72-54-8	<0.000004 mg/l	<0.000004mg/l	<0.000004 mg/l	<0.000004 mg/l	1	
4,4'--DDE 72-55-9	<0.000004 mg/l	<0.000004mg/l	<0.000004 mg/l	<0.000004 mg/l	1	
4,4'-DDT 50-29-3	<0.000004 mg/l	<0.000004mg/l	<0.000004 mg/l	<0.000004 mg/l	1	
aldrin 309-00-2	<0.000004 mg/l	<0.000004mg/l	<0.000004 mg/l	<0.000004 mg/l	1	
chlordane 57-74-9	<0.00002 mg/l	<0.00002 mg/l	<0.00002 mg/l	<0.00002 mg/l	1	
dieldrin 60-57-1	<0.000004 mg/l	<0.000004mg/l	<0.000004 mg/l	<0.000004 mg/l	1	
endosulfan I 959-98-8	<0.000004 mg/l	<0.000004mg/l	<0.000004 mg/l	<0.000004 mg/l	1	
endosulfan II 33213-65-9	<0.000004 mg/l	<0.000004mg/l	<0.000004 mg/l	<0.000004 mg/l	1	
endosulfan sulfate 1031-07-8	<0.000004 mg/l	<0.000004mg/l	<0.000004 mg/l	<0.000004 mg/l	1	
endrin 72-20-8	<0.00005 mg/l	<0.00005 mg/l	<0.00005 mg/l	<0.00005 mg/l	1	
endrin aldehyde 7421-93-4	<0.000004 mg/l	<0.000004mg/l	<0.000004 mg/l	<0.000004 mg/l	1	
heptachlor 76-44-8	<0.000004 mg/l	<0.000004mg/l	<0.000004 mg/l	<0.000004 mg/l	1	
heptachlor epoxide 1024-57-3	<0.000004 mg/l	<0.000004mg/l	<0.000004 mg/l	<0.000004 mg/l	1	
toxaphene 8001-35-2	<0.0002 mg/l	<0.0002 mg/l	<0.0002 mg/l	<0.0002 mg/l	1	
alpha-BHC 319-84-6	<0.000004 mg/l	<0.000004mg/l	<0.000004 mg/l	<0.000004 mg/l	1	
beta-BHC 319-85-7	<0.000004 mg/l	<0.000004mg/l	<0.000004 mg/l	<0.000004 mg/l	1	
delta-BHC 319-86-8	<0.000004 mg/l	<0.000004mg/l	<0.000004 mg/l	<0.000004 mg/l	1	
gamma-BHC 58-89-8	<0.00001 mg/l	<0.00001 mg/l	<0.00001 mg/l	<0.00001 mg/l	1	
2-chlorophenol 95-57-8	<0.030 mg/l	<0.030 mg/l	<0.030 mg/l	<0.030 mg/l	1	
Aroclor-1242 53469-21-9	<0.0005 mg/l	<0.0005 mg/l	<0.0005 mg/l	<0.0005 mg/l	1	
Aroclor-1254 11097-69-1	<0.0005 mg/l	<0.0005 mg/l	<0.0005 mg/l	<0.0005 mg/l	1	
Aroclor-1221 11104-28-2	<0.0005 mg/l	<0.0005 mg/l	<0.0005 mg/l	<0.0005 mg/l	1	
Aroclor-1232 11141-16-5	<0.0005 mg/l	<0.0005 mg/l	<0.0005 mg/l	<0.0005 mg/l	1	
Aroclor-1248 12672-29-6	<0.0005 mg/l	<0.0005 mg/l	<0.0005 mg/l	<0.0005 mg/l	1	
Aroclor-1260 11096-82-5	<0.0005 mg/l	<0.0005 mg/l	<0.0005 mg/l	<0.0005 mg/l	1	
Aroclor-1016 12674-11-2	<0.0005 mg/l	<0.0005 mg/l	<0.0005 mg/l	<0.0005 mg/l	1	
Cresols	<0.030 mg/l	<0.030 mg/l	<0.030 mg/l	<0.030 mg/l	1	
Acrolein	<0.010 mg/l	<0.010 mg/l	<0.010 mg/l	<0.010 mg/l	1	
Acrylonitrile	<0.010 mg/l	<0.010 mg/l	<0.010 mg/l	<0.010 mg/l	1	
1,2-diphenylhydrazine (azobenzene)	Results pending	Results pending	Results pending	Results pending	1	

EPA ID Number (copy from Item 1 of Form1)

Outfall 7

Form Approved OMB No. 2040-0086
Approval expires 5-31-92

VII. Discharge Information (continued from page 3 of Form 2F)

Part A - You must provide the results of at least one analysis for every pollutant in this table. Complete one table for each outfall. See instructions for additional details.

Pollutant and CAS Number (if available)	Maximum Values (include units)		Average Values (include units)		Number of Storm Events Sampled	Sources of Pollutants
	Grab Sample Taken During First 30 Minutes	Flow-weighted Composite	Grab Sample Taken During First 30 Minutes	Flow-weighted Composite		
Oil and Grease	<2 mg/l		<2 mg/l		1	
Biological Oxygen Demand (BOD5)	<5 mg/l	6.3 mg/l	<5 mg/l	6.3 mg/l	1	
Chemical Oxygen Demand (COD)	62 mg/l	47 mg/l	62 mg/l	47 mg/l	1	
Total Suspended Solids (TSS)	1300 mg/l	430 mg/l	1300 mg/l	430 mg/l	1	
Total Kjeldahl Nitrogen	1.4 mg/l	1.6 mg/l	1.4 mg/l	1.6 mg/l	1	
Nitrate plus Nitrite Nitrogen	1.51 mg/l	1.32 mg/l	1.51 mg/l	1.32 mg/l	1	
Total Phosphorus	4.2 mg/l	1.6 mg/l	4.2 mg/l	1.6 mg/l	1	
pH	Minimum 8.0	Maximum 8.0	Minimum 8.0	Maximum 8.0		

Part B - List each pollutant that is limited in an effluent guideline which the facility is subject to or any pollutant listed in the facility's NPDES permit for its process wastewater (if the facility is operating under an existing NPDES permit). Complete one table for each outfall. See the instructions for additional details and requirements.

Pollutant and CAS Number (if available)	Maximum Values (include units)		Average Values (include units)		Number of Storm Events Sampled	Sources of Pollutants
	Grab Sample Taken During First 30 Minutes	Flow-weighted Composite	Grab Sample Taken During First 30 Minutes	Flow-weighted Composite		
Antimony 7440-36-0	<0.003 mg/l	<0.003 mg/l	<0.003 mg/l	<0.003 mg/l	1	
Cyanide	0.003 mg/l		0.003 mg/l		1	
Mercury 7439-97-6	0.0011 mg/l	0.0014 mg/l	0.0011 mg/l	0.0014 mg/l	1	
Phenols	0.003 mg/l		0.003 mg/l		1	
Selenium 7782-49-2	<0.002 mg/l	<0.002 mg/l	<0.002 mg/l	<0.002 mg/l	1	
Sulfate	<10 mg/l	<10 mg/l	<10 mg/l	<10 mg/l	1	
Surfactants	<0.05 mg/l	<0.05 mg/l	<0.05 mg/l	< 0.05 mg/l	1	
Aluminum 7429-90-5	17.2 mg/l	8.38 mg/l	17.2 mg/l	8.38 mg/l	1	
Arsenic 7440-38-2	<0.04 mg/l	<0.04 mg/l	<0.04 mg/l	<0.04 mg/l	1	
Boron 7440-42-8	0.025 mg/l	0.019 mg/l	0.025 mg/l	0.019 mg/l	1	
Beryllium 7440-41-7	0.0011mg/l	0.0005mg/l	0.0011mg/l	0.0005mg/l	1	
Cadmium 7440-43-9	<0.004 mg/l	<0.004 mg/l	<0.004 mg/l	<0.004 mg/l	1	
Calcium 7440-70-2	266 mg/l	104 mg/l	266 mg/l	104 mg/l	1	
Chromium 7440-47-3	0.028 mg/l	0.014 mg/l	0.028 mg/l	0.014 mg/l	1	
Cobalt 7440-48-4	0.015 mg/l	0.007 mg/l	0.015 mg/l	0.007 mg/l	1	
Copper 7440-50-8	0.034 mg/l	0.019 mg/l	0.034 mg/l	0.019 mg/l	1	
Iron 7439-89-6	21.1 mg/l	10.4 mg/l	21.1 mg/l	10.4 mg/l	1	
Lead 7439-92-1	0.05 mg/l	0.02 mg/l	0.05 mg/l	0.02 mg/l	1	
Lithium 7439-93-2	0.03 mg/l	<0.02 mg/l	0.03 mg/l	<0.02 mg/l	1	
Magnesium 7439-95-4	13.4 mg/l	7.38 mg/l	13.4 mg/l	7.38 mg/l	1	
Manganese 7439-96-5	0.412 mg/l	0.217 mg/l	0.412 mg/l	0.217 mg/l	1	
Molybdenum 7439-98-7	<0.006 mg/l	<0.006 mg/l	<0.006 mg/l	<0.006 mg/l	1	
Nickel 7440-02-0	0.029 mg/l	0.014 mg/l	0.029 mg/l	0.014 mg/l	1	
Potassium 7440-09-7	11.8 mg/l	9.3 mg/l	11.8 mg/l	9.3 mg/l	1	
Silver 7440-22-4	<0.006 mg/l	<0.006 mg/l	<0.006 mg/l	<0.006 mg/l	1	
Sodium 7440-23-5	0.51 mg/l	0.76 mg/l	0.51 mg/l	0.76 mg/l	1	
Titanium 7440-32-6	0.14 mg/l	0.08 mg/l	0.14 mg/l	0.08 mg/l	1	
Zinc 7440-66-6	0.15 mg/l	0.09 mg/l	0.15 mg/l	0.09 mg/l	1	

Continue on Reverse

Continued from front.

Part C- List each pollutant shown in Tables 2F-2, 2F-3, and 2F4 that you know or have reason to believe is present. See the instructions for additional details and requirements. Co one table for each outfall.

Pollutant and CAS Number (if availible)	Maximum Values (include units)		Average Values (include units)		Number of Storm Events Sampled	Sources of Pollutants
	Grab Sample Taken During First 30 Minutes	Flow-weighted Composite	Grab Sample Taken During First 30 Minutes	Flow-weighted Composite		
1,1,1,-trichloroethane 71-55-6	<0.010 mg/l		<0.010 mg/l		1	
1,1,2,2-tetrachloroethane 79-34-5	<0.010 mg/l		<0.010 mg/l		1	
1,1,2- trichloroethane 79-00-5	<0.010 mg/l		<0.010 mg/l		1	
1,1-dichloroethane 75-34-3	<0.010 mg/l		<0.010 mg/l		1	
1,1-dichloroethylene 75-35-4	<0.010 mg/l		<0.010 mg/l		1	
1,2-dichloroethane 107-06-2	<0.010 mg/l		<0.010 mg/l		1	
1,2-dichloropropane 78-87-5	<0.010 mg/l		<0.010 mg/l		1	
2-chloroethylvinylether 110-75-8	<0.010 mg/l		<0.010 mg/l		1	
benzene 71-43-2	<0.010 mg/l		<0.010 mg/l		1	
bromodichloromethane 75-27-4	<0.010 mg/l		<0.010 mg/l		1	
bromoform 75-25-2	<0.010 mg/l		<0.010 mg/l		1	
bromomethane 74-83-9	<0.010 mg/l		<0.010 mg/l		1	
carbon tetrachloride 56-23-5	<0.010 mg/l		<0.010 mg/l		1	
chlorobenzene 108-90-7	<0.010 mg/l		<0.010 mg/l		1	
chloroethane 75-00-3	<0.010 mg/l		<0.010 mg/l		1	
chloroform 67-66-3	<0.010 mg/l		<0.010 mg/l		1	
chloromethane 74-87-3	<0.010 mg/l		<0.010 mg/l		1	
dibromochloromethane 124-48-1	<0.010 mg/l		<0.010 mg/l		1	
ethylbenzene 100-41-4	<0.010 mg/l		<0.010 mg/l		1	
toluene 108-88-3	<0.010 mg/l		<0.010 mg/l		1	
vinyl chloride 75-01-4	<0.010 mg/l		<0.010 mg/l		1	
1,3-dichloropropene 10061-01-5	<0.010 mg/l		<0.010 mg/l		1	
trans-1,2-dichloroethene 156-60-5	<0.010 mg/l		<0.010 mg/l		1	
alpha activity 12587-46-1	69 pci/l	17 pci/l	69 pci/l	17 pci/l	1	
beta activity 12587-46-1	76 pci/l	33 pci/l	76 pci/l	33 pci/l	1	
focal coliform	102,000 co/.1L	165,000 co/.1L	102,000 co/.1L	165,000 co/.1L	1	
Thallium 7440-28-0	<0.001 mg/l	<0.001 mg/l	<0.001 mg/l	<0.001 mg/l	1	
Uranium 7440-61-1	0.008 mg/l	0.005 mg/l	0.008 mg/l	0.005 mg/l	1	
Gamma activity	38 pci/l	23 pci/l	38 pci/l	23 pci/l	1	

Part D- Provide data for the sorm event(s) which resulted in the maximum values for the flow weighted composite sample.

1. Date of Storm Event	2. Duration of Storm (in minutes)	3. Total rainfall during storm event (in inches)	4. Number of hours between beginning of storm measured and end of previous measurable rain event	5. Maximum flow rate during rain event (gallons/min or specify units)	6. Total flow from rain event (gallons or specify units)	7. Season sample was taken	8. Form of Precipitation (rainfall, snowmelt)
6/4/92	210	1	128.8	48.4	1,497	Spring	Rainfall

9. Provide a description of the method of flow measurement or estimate.

An ISCO 3230 Flow meter was used to obtain water level readings. This instrument was calibrated with the normal dry weather flow, if present, as leve zero. The flow meter was programmed with the characteristics of the conveyance so that flow rates and total flows could be calculated by the meter.

Outfall 7

Parts B and C Continued

Pollutant and CAS Number (if availible)	Maximum Values (include units)		Average Values (include units)		Number of Storm[2] Events Sampled	Sources of Pollutants
	Grab Sample Taken During First 30 Minutes	Flow-weighted Composite	Grab Sample Taken During First 30 Minutes	Flow-weighted Composite		
Barium 7440-39-3	0.179 mg/l	0.0859 mg/l	0.179 mg/l	0.0859 mg/l	1	
methylene chloride 75-09-2	<0.010 mg/l		<0.010 mg/l		1	
tetrachloroethane 127-18-4	<0.010 mg/l		<0.010 mg/l		1	
trichloroethane 79-01-6	<0.010 mg/l		<0.010 mg/l		1	
Xylenes	<0.010 mg/l		<0.010 mg/l		1	
1,2,4-trichlorobenzene 120-82-1	<0.010 mg/l	<0.010 mg/l	<0.010 mg/l	<0.010 mg/l	1	
1,2-dichlorobenzene 95-50-1	<0.010 mg/l	<0.010 mg/l	<0.010 mg/l	<0.010 mg/l	1	
1,3-dichlorobenzene 541-73-1	<0.010 mg/l	<0.010 mg/l	<0.010 mg/l	<0.010 mg/l	1	
1,4-dichlorobenzene 106-46-7	<0.010 mg/l	<0.010mg/l	<0.010 mg/l	<0.010 mg/l	1	
2,4-dinitrotoluene 121-14-2	<0.010 mg/l	<0.010 mg/l	<0.010 mg/l	<0.010 mg/l	1	
2,6-dinitrotoluene 606-20-2	<0.010 mg/l	<0.010 mg/l	<0.010 mg/l	<0.010 mg/l	1	
2-chloronaphthalene 91-58-7	<0.010 mg/l	<0.010 mg/l	<0.010 mg/l	<0.010 mg/l	1	
3,3'-dichlorobenzidine 91-94-1	<0.010 mg/l	<0.010 mg/l	<0.010 mg/l	<0.010 mg/l	1	
4-bromophenylphenyl ether 101-55-3	<0.010 mg/l	<0.010mg/l	<0.010 mg/l	<0.010 mg/l	1	
4-chlorophenylphenyl ether 7005-72-3	<0.010 mg/l	<0.010 mg/l	<0.010 mg/l	<0.010 mg/l	1	
acenaphthene 83-32-9	<0.010 mg/l	<0.010 mg/l	<0.010 mg/l	<0.010 mg/l	1	
acenaphthylene 208-96-8	<0.010 mg/l	<0.010 mg/l	<0.010 mg/l	<0.010 mg/l	1	
anthracene 120-12-7	<0.010 mg/l	<0.010 mg/l	<0.010 mg/l	<0.010 mg/l	1	
benzidine 92-87-5	<0.030 mg/l	<0.030 mg/l	<0.030 mg/l	<0.030 mg/l	1	
benzo(a)anthracene 56-55-3	<0.010 mg/l	<0.010 mg/l	<0.010 mg/l	<0.010 mg/l	1	
benzo(a)pyrene 50-32-8	<0.010 mg/l	<0.010 mg/l	<0.010 mg/l	<0.010 mg/l	1	
benzo(b)fluoranthene 205-99-2	<0.010 mg/l	<0.010 mg/l	<0.010 mg/l	<0.010 mg/l	1	
benzo(ghi)perylene 191-24-2	<0.010 mg/l	<0.010 mg/l	<0.010 mg/l	<0.010 mg/l	1	
benzo(k)fluoranthene 207-08-9	<0.010 mg/l	<0.010 mg/l	<0.010 mg/l	<0.010 mg/l	1	
benzyl butyl phthalate 85-68-7	<0.010 mg/l	<0.010 mg/l	<0.010 mg/l	<0.010 mg/l	1	
bis(2-chloroethoxy)methane 111-91-1	<0.010 mg/l	<0.010 mg/l	<0.010 mg/l	<0.010 mg/l	1	
bis(2-chloroethyl)ether 111-44-4	<0.010 mg/l	<0.010 mg/l	<0.010 mg/l	<0.010 mg/l	1	
bis(2-chloroisopropyl) ether 108-60-1	<0.010 mg/l	<0.010 mg/l	<0.010 mg/l	<0.010 mg/l	1	
bis(2-ethylhexyl)phthalate 117-81-7	<0.010 mg/l	<0.010 mg/l	<0.010 mg/l	<0.010 mg/l	1	
chrysene 218-01-9	<0.010 mg/l	<0.010 mg/l	<0.010 mg/l	<0.010 mg/l	1	
di-n-butyl phthalate 84-74-2	<0.010 mg/l	<0.010 mg/l	<0.010 mg/l	<0.010 mg/l	1	
di-n-octyl phthalate 117-84-0	<0.010 mg/l	<0.010 mg/l	<0.010 mg/l	<0.010 mg/l	1	
dibenzo(a,h)anthracene 53-70-3	<0.010 mg/l	<0.010 mg/l	<0.010 mg/l	<0.010 mg/l	1	
diethyl phthalate 84-66-2	<0.010 mg/l	<0.010 mg/l	<0.010 mg/l	<0.010 mg/l	1	
dimethyl phthalate 131-11-3	<0.010 mg/l	<0.010 mg/l	<0.010 mg/l	<0.010 mg/l	1	
fluoranthene 206-44-0	<0.010 mg/l	<0.010 mg/l	<0.010 mg/l	<0.010 mg/l	1	
fluorene 86-73-7	<0.010 mg/l	<0.010 mg/l	<0.010 mg/l	<0.010 mg/l	1	
hexachlorobenzene 118-74-1	<0.010 mg/l	<0.010 mg/l	<0.010 mg/l	<0.010 mg/l	1	
hexachlorobutadiene 87-68-3	<0.010 mg/l	<0.010 mg/l	<0.010 mg/l	<0.010 mg/l	1	
hexachlorocyclopentadiene 77-47-4	<0.010 mg/l	<0.010 mg/l	<0.010 mg/l	<0.010 mg/l	1	
hexachloroethane 67-72-1	<0.010 mg/l	<0.010 mg/l	<0.010 mg/l	<0.010 mg/l	1	
indeno(1,2,3-cd)pyrene 193-39-5	<0.010 mg/l	<0.010 mg/l	<0.010 mg/l	<0.010 mg/l	1	
isophorone 78-59-1	<0.010 mg/l	<0.010 mg/l	<0.010 mg/l	<0.010 mg/l	1	
N-nitrosodi-n-propylamine 621-64-7	<0.010 mg/l	<0.010 mg/l	<0.010 mg/l	<0.010 mg/l	1	
N-nitrosodimethylamine 62-75-9	<0.010 mg/l	<0.010 mg/l	<0.010 mg/l	<0.010 mg/l	1	
N-nitrosodiphenylamine 86-30-6	<0.010 mg/l	<0.010 mg/l	<0.010 mg/l	<0.010 mg/l	1	
naphthalene 91-20-3	<0.010 mg/l	<0.010 mg/l	<0.010 mg/l	<0.010 mg/l	1	
nitrobenzene 98-95-3	<0.010 mg/l	<0.010 mg/l	<0.010 mg/l	<0.010 mg/l	1	
phenanthrene 85-01-8	<0.010 mg/l	<0.010 mg/l	<0.010 mg/l	<0.010 mg/l	1	
pyrene 129-00-0	<0.010 mg/l	<0.010 mg/l	<0.010 mg/l	<0.010 mg/l	1	
2,4,6-trichlorophenol 88-06-2	<0.030 mg/l	<0.030 mg/l	<0.030 mg/l	<0.030 mg/l	1	
2,4-dichlorophenol 120-83-2	<0.030 mg/l	<0.030 mg/l	<0.030 mg/l	<0.030 mg/l	1	
2,4-dimethylphenol 105-67-9	<0.030 mg/l	<0.030 mg/l	<0.030 mg/l	<0.030 mg/l	1	
2,4-dinitrophenol 51-28-5	<0.030 mg/l	<0.030 mg/l	<0.030 mg/l	<0.030 mg/l	1	

Outfall 7

Parts B and C Continued

Pollutant and CAS Number (if availible)	Maximum Values (include units)		Average Values (include units)		Number of Storm Events Sampled	Sources of Pollutants
	Grab Sample Taken During First 30 Minutes	Flow-weighted Composite	Grab Sample Taken During First 30 Minutes	Flow-weighted Composite		
2-methyl-4,6-dinitrophenol 534-52-1	<0.030 mg/l	<0.030 mg/l	<0.030 mg/l	<0.030 mg/l	1	
2-nitrophenol 88-75-5	<0.030 mg/l	<0.030 mg/l	<0.030 mg/l	<0.030 mg/l	1	
4-chloro-3-methyl phenol 59-50-7	<0.030 mg/l	<0.030 mg/l	<0.030 mg/l	<0.030 mg/l	1	
4-nitrophenol 100-02-7	<0.030 mg/l	<0.030 mg/l	<0.030 mg/l	<0.030 mg/l	1	
pentachlorophenol 87-86-5	<0.030 mg/l	<0.030 mg/l	<0.030 mg/l	<0.030 mg/l	1	
phenol 108-95-2	<0.030 mg/l	<0.030 mg/l	<0.030 mg/l	<0.030 mg/l	1	
4,4'--DDD 72-54-8	<0.00001mg/l	<0.00001mg/l	<0.00001 mg/l	<0.00001 mg/l	1	
4,4'--DDE 72-55-9	<0.00001 mg/l	<0.00001mg/l	<0.00001 mg/l	<0.00001 mg/l	1	
4,4'-DDT 50-29-3	<0.00001 mg/l	<0.00001mg/l	<0.00001 mg/l	<0.00001 mg/l	1	
aldrin 309-00-2	<0.00001 mg/l	<0.00001mg/l	<0.00001 mg/l	<0.00001 mg/l	1	
chlordane 57-74-9	<0.00004 mg/l	<0.00004 mg/l	<0.00004 mg/l	<0.00004 mg/l	1	
dieldrin 60-57-1	<0.00001 mg/l	<0.00001mg/l	<0.00001 mg/l	<0.00001 mg/l	1	
endosulfan I 959-98-8	<0.00001 mg/l	<0.00001mg/l	<0.00001 mg/l	<0.00001 mg/l	1	
endosulfan II 33213-65-9	<0.00001 mg/l	<0.00001mg/l	<0.00001 mg/l	<0.00001 mg/l	1	
endosulfan sulfate 1031-07-8	<0.00001 mg/l	<0.00001mg/l	<0.00001 mg/l	<0.00001 mg/l	1	
endrin 72-20-8	<0.00005 mg/l	<0.00005 mg/l	<0.00005 mg/l	<0.00005 mg/l	1	
endrin aldehyde 7421-93-4	<0.00001 mg/l	<0.00001 mg/l	<0.00001 mg/l	<0.00001 mg/l	1	
heptachlor 76-44-8	<0.00001 mg/l	<0.00001mg/l	<0.00001 mg/l	<0.00001 mg/l	1	
heptachlor epoxide 1024-57-3	<0.00001 mg/l	<0.00001mg/l	<0.00001 mg/l	<0.00001 mg/l	1	
toxaphene 8001-35-2	<0.0004 mg/l	<0.0004 mg/l	<0.0004 mg/l	<0.0004 mg/l	1	
alpha-BHC 319-84-6	<0.00001 mg/l	<0.00001mg/l	<0.00001 mg/l	<0.00001 mg/l	1	
beta-BHC 319-85-7	<0.00001 mg/l	<0.00001mg/l	<0.00001 mg/l	<0.00001 mg/l	1	
delta-BHC 319-86-8	<0.00001 mg/l	<0.00001mg/l	<0.00001 mg/l	<0.00001 mg/l	1	
gamma-BHC 58-89-8	<0.00001 mg/l	<0.00001 mg/l	<0.00001 mg/l	<0.00001 mg/l	1	
2-chlorophenol 95-57-8	<0.030 mg/l	<0.030 mg/l	<0.030 mg/l	<0.030 mg/l	1	
Aroclor-1242 53469-21-9	<0.0005 mg/l	<0.0005 mg/l	<0.0005 mg/l	<0.0005 mg/l	1	
Aroclor-1254 11097-69-1	<0.0005 mg/l	<0.0005 mg/l	<0.0005 mg/l	<0.0005 mg/l	1	
Aroclor-1221 11104-28-2	<0.0005 mg/l	<0.0005 mg/l	<0.0005 mg/l	<0.0005 mg/l	1	
Aroclor-1232 11141-16-5	<0.0005 mg/l	<0.0005 mg/l	<0.0005 mg/l	<0.0005 mg/l	1	
Aroclor-1248 12672-29-6	<0.0005 mg/l	<0.0005 mg/l	<0.0005 mg/l	<0.0005 mg/l	1	
Aroclor-1260 11096-82-5	<0.0005 mg/l	<0.0005 mg/l	<0.0005 mg/l	<0.0005 mg/l	1	
Aroclor-1016 12674-11-2	<0.0005 mg/l	<0.0005 mg/l	<0.0005 mg/l	<0.0005 mg/l	1	
Cresols	<0.010 mg/l	<0.010 mg/l	<0.010 mg/l	<0.010 mg/l	1	
Acrolein	<0.010 mg/l	<0.010 mg/l	<0.010 mg/l	<0.010 mg/l	1	
Acrylonitrile	<0.010 mg/l	<0.010 mg/l	<0.010 mg/l	<0.010 mg/l	1	
1,2-diphenylhydrazine (azobenzene)	Results pending	Results pending	Results pending	Results pending	1	

EPA ID Number (copy from Item 1 of Form1)

Outfall 11

Form Approved OMB No. 2040-0086
Approval expires 5-31-92

VII. Discharge Information (continued from page 3 of Form 2F)

Part A - You must provide the results of at least one analysis for every pollutant in this table. Complete one table for each outfall. See instructions for additional details.

Pollutant and CAS Number (if available)	Maximum Values (include units)		Average Values (include units)		Number of Storm Events Sampled	Sources of Pollutants
	Grab Sample Taken During First 30 Minutes	Flow-weighted Composite	Grab Sample Taken During First 30 Minutes	Flow-weighted Composite		
Oil and Grease	<2 mg/l		<2 mg/l		1	
Biological Oxygen Demand (BOD5)	<5 mg/l	<5 mg/l	<5 mg/l	<5 mg/l	1	
Chemical Oxygen Demand (COD)	46 mg/l	28 mg/l	46 mg/l	28 mg/l	1	
Total Suspended Solids (TSS)	65 mg/l	54 mg/l	65 mg/l	54 mg/l	1	
Total Kjeldahl Nitrogen	0.70 mg/l	0.50 mg/l	0.70mg/l	0.50 mg/l	1	
Nitrate plus Nitrite Nitrogen	0.017 mg/l	0.47 mg/l	0.017 mg/l	0.47 mg/l	1	
Total Phosphorus	0.14 mg/l	<0.1 mg/l	0.14 mg/l	<0.1 mg/l	1	
pH	Minimum 8.2	Maximum 8.2	Minimum 8.2	Maximum 8.2		

Part B - List each pollutant that is limited in an effluent guideline which the facility is subject to or any pollutant listed in the facility's NPDES permit for its process wastewater (if the facility is operating under an existing NPDES permit). Complete one table for each outfall. See the instructions for additional details and requirements.

Pollutant and CAS Number (if available)	Maximum Values (include units)		Average Values (include units)		Number of Storm Events Sampled	Sources of Pollutants
	Grab Sample Taken During First 30 Minutes	Flow-weighted Composite	Grab Sample Taken During First 30 Minutes	Flow-weighted Composite		
Antimony 7440-36-0	<0.04 mg/l	<0.04 mg/l	<0.04 mg/l	<0.04 mg/l	1	
Cyanide	0.004 mg/l		0.004 mg/l		1	
Mercury 7439-97-6	<0.0002 mg/l	<0.0002 mg/l	<0.0002 mg/l	<0.0002 mg/l	1	
Phenols	0.004 mg/l		0.004 mg/l		1	
Selenium 7782-49-2	<0.002 mg/l	<0.002 mg/l	<0.002 mg/l	<0.002 mg/l	1	
Sulfate	24 mg/l	11 mg/l	24 mg/l	11 mg/l	1	
Surfactants	<0.05 mg/l	< 0.05 mg/l	<0.05 mg/l	< 0.05 mg/l	1	
Aluminum 7429-90-5	3.27 mg/l	2.92 mg/l	3.27 mg/l	2.92 mg/l	1	
Arsenic 7440-38-2	<0.04 mg/l	<0.04 mg/l	<0.04 mg/l	<0.04 mg/l	1	
Boron 7440-42-8	0.012 mg/l	0.010 mg/l	0.012 mg/l	0.010 mg/l	1	
Beryllium 7440-41-7	<0.0004mg/l	<0.0004mg/l	<0.0004mg/l	<0.0004mg/l	1	
Cadmium 7440-43-9	<0.004 mg/l	<0.004 mg/l	<0.004 mg/l	<0.004 mg/l	1	
Calcium 7440-70-2	12.3 mg/l	10.7 mg/l	12.3 mg/l	10.7 mg/l	1	
Chromium 7440-47-3	<0.006 mg/l	<0.006 mg/l	<0.006 mg/l	<0.006 mg/l	1	
Cobalt 7440-48-4	0.003 mg/l	0.002 mg/l	0.003 mg/l	0.002 mg/l	1	
Copper 7440-50-8	<0.006 mg/l	<0.006 mg/l	<0.006 mg/l	<0.006 mg/l	1	
Iron 7439-89-6	4.84 mg/l	2.82 mg/l	4.84 mg/l	2.82 mg/l	1	
Lead 7439-92-1	<0.02 mg/l	<0.02 mg/l	<0.02 mg/l	<0.02 mg/l	1	
Lithium 7439-93-2	<0.02 mg/l	<0.02 mg/l	<0.02 mg/l	<0.02 mg/l	1	
Magnesium 7439-95-4	2.29 mg/l	1.67 mg/l	2.29 mg/l	1.67 mg/l	1	
Manganese 7439-96-5	0.101 mg/l	0.061 mg/l	0.101 mg/l	0.061 mg/l	1	
Molybdenum 7439-98-7	<0.006 mg/l	<0.006 mg/l	<0.006 mg/l	<0.006 mg/l	1	
Nickel 7440-02-0	<0.008 mg/l	<0.008 mg/l	<0.008 mg/l	<0.008 mg/l	1	
Potassium 7440-09-7	1.4 mg/l	1.3 mg/l	1.4 mg/l	1.3 mg/l	1	
Silver 7440-22-4	<0.006 mg/l	<0.006 mg/l	<0.006 mg/l	<0.006 mg/l	1	
Sodium 7440-23-5	313 mg/l	326 mg/l	313 mg/l	326 mg/l	1	
Titanium 7440-32-6	0.04 mg/l	0.03 mg/l	0.04 mg/l	0.03 mg/l	1	
Zinc 7440-66-6	0.12 mg/l	0.09 mg/l	0.12 mg/l	0.09 mg/l	1	

Continue on Reverse

Continued from front.

Part C- List each pollutant shown in Tables 2F-2, 2F-3, and 2F4 that you know or have reason to believe is present. See the instructions for additional details and requirements. Con one table for each outfall.

Pollutant and CAS Number (if availible)	Maximum Values (include units)		Average Values (include units)		Number of Storm Events Sampled	Sources of Pollutants
	Grab Sample Taken During First 30 Minutes	Flow-weighted Composite	Grab Sample Taken During First 30 Minutes	Flow-weighted Composite		
1,1,1,-trichloroethane 71-55-6	<0.010 mg/l		<0.010 mg/l		1	
1,1,2,2-tetrachloroethane 79-34-5	<0.010 mg/l		<0.010 mg/l		1	
1,1,2- trichloroethane 79-00-5	<0.010 mg/l		<0.010 mg/l		1	
1,1-dichloroethane 75-34-3	<0.010 mg/l		<0.010 mg/l		1	
1,1-dichloroethylene 75-35-4	<0.010 mg/l		<0.010 mg/l		1	
1,2-dichloroethane 107-06-2	<0.010 mg/l		<0.010 mg/l		1	
1,2-dichloropropane 78-87-5	<0.010 mg/l		<0.010 mg/l		1	
2-chloroethylvinylether 110-75-8	<0.010 mg/l		<0.010 mg/l		1	
benzene 71-43-2	<0.010 mg/l		<0.010 mg/l		1	
bromodichloromethane 75-27-4	<0.010 mg/l		<0.010 mg/l		1	
bromoform 75-25-2	<0.010 mg/l		<0.010 mg/l		1	
bromomethane 74-83-9	<0.010 mg/l		<0.010 mg/l		1	
carbon tetrachloride 56-23-5	<0.010 mg/l		<0.010 mg/l		1	
chlorobenzene 108-90-7	<0.010 mg/l		<0.010 mg/l		1	
chloroethane 75-00-3	<0.010 mg/l		<0.010 mg/l		1	
chloroform 67-66-3	<0.010 mg/l		<0.010 mg/l		1	
chloromethane 74-87-3	<0.010 mg/l		<0.010 mg/l		1	
dibromochloromethane 124-48-1	<0.010 mg/l		<0.010 mg/l		1	
ethylbenzene 100-41-4	<0.010 mg/l		<0.010 mg/l		1	
toluene 108-88-3	<0.010 mg/l		<0.010 mg/l		1	
vinyl chloride 75-01-4	<0.010 mg/l		<0.010 mg/l		1	
1,3-dichloropropene 10061-01-5	<0.010 mg/l		<0.010 mg/l		1	
trans-1,2-dichloroethene 156-60-5	<0.010 mg/l		<0.010 mg/l		1	
alpha activity 12587-46-1	15 pci/l	3.7 pci/l	15 pci/l	3.7 pci/l	1	
beta activity 12587-46-1	13 pci/l	6.9 pci/l	13 pci/l	6.9 pci/l	1	
fecal coliform	1,500 co/.1L	1,100 co/.1L	1,500 co/.1L	1,100 co/.1L	1	
Thallium 7440-28-0	<0.03 mg/l	<0.03 mg/l	<0.03 mg/l	<0.03 mg/l	1	
Uranium 7440-61-1	<0.001 mg/l	<0.001 mg/l	<0.001 mg/l	<0.001 mg/l	1	
Gamma activity	-11 pci/l	51 pci/l	-11 pci/l	51 pci/l	1	

Part D- Provide data for the storm event(s) which resulted in the maximum values for the flow weighted composite sample.

1. Date of Storm Event	2. Duration of Storm (in minutes)	3. Total rainfall during storm event (in inches)	4. Number of hours between beginning of storm measured and end of previous measurable rain event	5. Maximum flow rate during rain event (gallons/min or specify units)	6. Total flow from rain event (gallons or specify units)	7. Season sample was taken	8. Form of Precipitation (rainfall, snowmelt)
12/9/91	530	1.1	148.6	64	58,775	Fall	Rainfall

9. Provide a description of the method of flow measurement or estimate.

An ISCO 3230 Flow meter was used to obtain water level readings. This instrument was calibrated with the normal dry weather flow, if present, as level zero. The flow meter was programmed with the characteristics of the conveyance so that flow rates and total flows could be calculated by the meter.

Outfall 11

Parts B and C Continued

Pollutant and CAS Number (if available)	Maximum Values (include units)		Average Values (include units)		Number of Storm Events Sampled	Sources of Pollutants
	Grab Sample Taken During First 30 Minutes	Flow-weighted Composite	Grab Sample Taken During First 30 Minutes	Flow-weighted Composite		
Barium 7440-39-3	0.0221 mg/l	0.0179 mg/l	0.0221 mg/l	0.0179 mg/l	1	
methylene chloride 75-09-2	<0.010 mg/l		<0.010 mg/l		1	
tetrachloroethene 127-18-4	<0.010 mg/l		<0.010 mg/l		1	
trichloroethene 79-01-6	<0.010 mg/l		<0.010 mg/l		1	
Xylenes	<0.010 mg/l		<0.010 mg/l		1	
1,2,4-trichlorobenzene 120-82-1	<0.010 mg/l	<0.010 mg/l	<0.010 mg/l	<0.010 mg/l	1	
1,2-dichlorobenzene 95-50-1	<0.010 mg/l	<0.010 mg/l	<0.010 mg/l	<0.010 mg/l	1	
1,3-dichlorobenzene 541-73-1	<0.010 mg/l	<0.010 mg/l	<0.010 mg/l	<0.010 mg/l	1	
1,4-dichlorobenzene 106-46-7	<0.010 mg/l	<0.010 mg/l	<0.010 mg/l	<0.010 mg/l	1	
2,4-dinitrotoluene 121-14-2	<0.010 mg/l	<0.010 mg/l	<0.010 mg/l	<0.010 mg/l	1	
2,6-dinitrotoluene 606-20-2	<0.010 mg/l	<0.010 mg/l	<0.010 mg/l	<0.010 mg/l	1	
2-chloronaphthalene 91-58-7	<0.010 mg/l	<0.010 mg/l	<0.010 mg/l	<0.010 mg/l	1	
3,3'-dichlorobenzidine 91-94-1	<0.010 mg/l	<0.010 mg/l	<0.010 mg/l	<0.010 mg/l	1	
4-bromophenylphenyl ether 101-55-3	<0.010 mg/l	<0.010 mg/l	<0.010 mg/l	<0.010 mg/l	1	
4-chlorophenylphenyl ether 7005-72-3	<0.010 mg/l	<0.010 mg/l	<0.010 mg/l	<0.010 mg/l	1	
acenaphthene 83-32-9	<0.010 mg/l	<0.010 mg/l	<0.010 mg/l	<0.010 mg/l	1	
acenaphthylene 208-96-8	<0.010 mg/l	<0.010 mg/l	<0.010 mg/l	<0.010 mg/l	1	
anthracene 120-12-7	<0.010 mg/l	<0.010 mg/l	<0.010 mg/l	<0.010 mg/l	1	
benzidine 92-87-5	<0.050 mg/l	<0.050 mg/l	<0.050 mg/l	<0.050 mg/l	1	
benzo(a)anthracene 56-55-3	<0.010 mg/l	<0.010 mg/l	<0.010 mg/l	<0.010 mg/l	1	
benzo(a)pyrene 50-32-8	<0.010 mg/l	<0.010 mg/l	<0.010 mg/l	<0.010 mg/l	1	
benzo(b)fluoranthene 205-99-2	<0.010 mg/l	<0.010 mg/l	<0.010 mg/l	<0.010 mg/l	1	
benzo(ghi)perylene 191-24-2	<0.010 mg/l	<0.010 mg/l	<0.010 mg/l	<0.010 mg/l	1	
benzo(k)fluoranthene 207-08-9	<0.010 mg/l	<0.010 mg/l	<0.010 mg/l	<0.010 mg/l	1	
benzyl butyl phthalate 85-68-7	<0.010 mg/l	<0.010 mg/l	<0.010 mg/l	<0.010 mg/l	1	
bis(2-chloroethoxy)methane 111-91-1	<0.010 mg/l	<0.010 mg/l	<0.010 mg/l	<0.010 mg/l	1	
bis(2-chloroethyl)ether 111-44-4	<0.010 mg/l	<0.010 mg/l	<0.010 mg/l	<0.010 mg/l	1	
bis(2-chloroisopropyl) ether 108-60-1	<0.010 mg/l	<0.010 mg/l	<0.010 mg/l	<0.010 mg/l	1	
bis(2-ethylhexyl)phthalate 117-81-7	<0.010 mg/l	<0.015 mg/l	<0.010 mg/l	<0.015 mg/l	1	
chrysene 218-01-9	<0.010 mg/l	<0.010 mg/l	<0.010 mg/l	<0.010 mg/l	1	
di-n-butyl phthalate 84-74-2	<0.010 mg/l	<0.013 mg/l	<0.010 mg/l	<0.013 mg/l	1	
di-n-octyl phthalate 117-84-0	<0.010 mg/l	<0.010 mg/l	<0.010 mg/l	<0.010 mg/l	1	
dibenzo(a,h)anthracene 53-70-3	<0.010 mg/l	<0.010 mg/l	<0.010 mg/l	<0.010 mg/l	1	
diethyl phthalate 84-66-2	<0.010 mg/l	<0.010 mg/l	<0.010 mg/l	<0.010 mg/l	1	
dimethyl phthalate 131-11-3	<0.010 mg/l	<0.010 mg/l	<0.010 mg/l	<0.010 mg/l	1	
fluoranthene 206-44-0	<0.010 mg/l	<0.010 mg/l	<0.010 mg/l	<0.010 mg/l	1	
fluorene 86-73-7	<0.010 mg/l	<0.010 mg/l	<0.010 mg/l	<0.010 mg/l	1	
hexachlorobenzene 118-74-1	<0.010 mg/l	<0.010 mg/l	<0.010 mg/l	<0.010 mg/l	1	
hexachlorobutadiene 87-68-3	<0.010 mg/l	<0.010 mg/l	<0.010 mg/l	<0.010 mg/l	1	
hexachlorocyclopentadiene 77-47-4	<0.010 mg/l	<0.010 mg/l	<0.010 mg/l	<0.010 mg/l	1	
hexachloroethane 67-72-1	<0.010 mg/l	<0.010 mg/l	<0.010 mg/l	<0.010 mg/l	1	
indeno(1,2,3-cd)pyrene 193-39-5	<0.010 mg/l	<0.010 mg/l	<0.010 mg/l	<0.010 mg/l	1	
isophorone 78-59-1	<0.010 mg/l	<0.010 mg/l	<0.010 mg/l	<0.010 mg/l	1	
N-nitrosodi-n-propylamine 621-64-7	<0.010 mg/l	<0.010 mg/l	<0.010 mg/l	<0.010 mg/l	1	
N-nitrosodimethylamine 62-75-9	<0.010 mg/l	<0.010 mg/l	<0.010 mg/l	<0.010 mg/l	1	
N-nitrosodiphenylamine 86-30-6	<0.010 mg/l	<0.010 mg/l	<0.010 mg/l	<0.010 mg/l	1	
naphthalene 91-20-3	<0.010 mg/l	<0.010 mg/l	<0.010 mg/l	<0.010 mg/l	1	
nitrobenzene 98-95-3	<0.010 mg/l	<0.010 mg/l	<0.010 mg/l	<0.010 mg/l	1	
phenanthrene 85-01-8	<0.010 mg/l	<0.010 mg/l	<0.010 mg/l	<0.010 mg/l	1	
pyrene 129-00-0	<0.010 mg/l	<0.010 mg/l	<0.010 mg/l	<0.010 mg/l	1	
2,4,6-trichlorophenol 88-06-2	<0.030 mg/l	<0.030 mg/l	<0.030 mg/l	<0.030 mg/l	1	
2,4-dichlorophenol 120-83-2	<0.030 mg/l	<0.030 mg/l	<0.030 mg/l	<0.030 mg/l	1	
2,4-dimethylphenol 105-67-9	<0.030 mg/l	<0.030 mg/l	<0.030 mg/l	<0.030 mg/l	1	
2,4-dinitrophenol 51-28-5	<0.050 mg/l	<0.050 mg/l	<0.050 mg/l	<0.050 mg/l	1	

Outfall 11

Parts B and C Continued

Pollutant and CAS Number (if available)	Maximum Values (include units)		Average Values (include units)		Number of Storm Events Sampled	Sources of Pollutants
	Grab Sample Taken During First 30 Minutes	Flow-weighted Composite	Grab Sample Taken During First 30 Minutes	Flow-weighted Composite		
2-methyl-4,6-dinitrophenol 534-52-1	<0.050 mg/l	<0.050 mg/l	<0.050 mg/l	<0.050 mg/l	1	
2-nitrophenol 88-75-5	<0.030 mg/l	<0.030 mg/l	<0.030 mg/l	<0.030 mg/l	1	
4-chloro-3-methyl phenol 59-50-7	<0.030 mg/l	<0.030 mg/l	<0.030 mg/l	<0.030 mg/l	1	
4-nitrophenol 100-02-7	<0.050 mg/l	<0.050 mg/l	<0.050 mg/l	<0.050 mg/l	1	
pentachlorophenol 87-86-5	<0.050 mg/l	<0.050 mg/l	<0.050 mg/l	<0.050 mg/l	1	
phenol 108-95-2	<0.030 mg/l	<0.030 mg/l	<0.030 mg/l	<0.030 mg/l	1	
4,4'--DDD 72-54-8	<0.00001mg/l	<0.00001 mg/l	<0.00001 mg/l	<0.00001 mg/l	1	
4,4'--DDE 72-55-9	<0.00001 mg/l	<0.00001mg/l	<0.00001 mg/l	<0.00001 mg/l	1	
4,4'-DDT 50-29-3	<0.00001 mg/l	<0.00001mg/l	<0.00001 mg/l	<0.00001 mg/l	1	
aldrin 309-00-2	<0.00001 mg/l	<0.00001mg/l	<0.00001 mg/l	<0.00001 mg/l	1	
chlordane 57-74-9	<0.00002 mg/l	<0.00002 mg/l	<0.00002 mg/l	<0.00002 mg/l	1	
dieldrin 60-57-1	<0.00001 mg/l	<0.00001mg/l	<0.00001 mg/l	<0.00001 mg/l	1	
endosulfan I 959-98-8	<0.00001 mg/l	<0.00001mg/l	<0.00001 mg/l	<0.00001 mg/l	1	
endosulfan II 33213-65-9	<0.00001 mg/l	<0.00001mg/l	<0.00001 mg/l	<0.00001 mg/l	1	
endosulfan sulfate 1031-07-8	<0.00001 mg/l	<0.00001mg/l	<0.00001 mg/l	<0.00001 mg/l	1	
endrin 72-20-8	<0.00005 mg/l	<0.00005 mg/l	<0.00005 mg/l	<0.00005 mg/l	1	
endrin aldehyde 7421-93-4	<0.00001 mg/l	<0.00001 mg/l	<0.00001 mg/l	<0.00001 mg/l	1	
heptachlor 76-44-8	<0.00001 mg/l	<0.00001mg/l	<0.00001 mg/l	<0.00001 mg/l	1	
heptachlor epoxide 1024-57-3	<0.00001 mg/l	<0.00001mg/l	<0.00001 mg/l	<0.00001 mg/l	1	
toxaphene 8001-35-2	<0.0002 mg/l	<0.0002 mg/l	<0.0002 mg/l	<0.0002 mg/l	1	
alpha-BHC 319-84-6	<0.00001 mg/l	<0.00001mg/l	<0.00001 mg/l	<0.00001 mg/l	1	
beta-BHC 319-85-7	<0.00001 mg/l	<0.00001mg/l	<0.00001 mg/l	<0.00001 mg/l	1	
delta-BHC 319-86-8	0.000011 mg/l	<0.00001mg/l	0.000011 mg/l	<0.00001 mg/l	1	
gamma-BHC 58-89-8	<0.00001 mg/l	<0.00001 mg/l	<0.00001 mg/l	<0.00001 mg/l	1	
2-chlorophenol 95-57-8	<0.030 mg/l	<0.030 mg/l	<0.030 mg/l	<0.030 mg/l	1	
Aroclor-1242 53469-21-9	<0.0005 mg/l	<0.0005 mg/l	<0.0005 mg/l	<0.0005 mg/l	1	
Aroclor-1254 11097-69-1	<0.0005 mg/l	<0.0005 mg/l	<0.0005 mg/l	<0.0005 mg/l	1	
Aroclor-1221 11104-28-2	<0.0005 mg/l	<0.0005 mg/l	<0.0005 mg/l	<0.0005 mg/l	1	
Aroclor-1232 11141-16-5	<0.0005 mg/l	<0.0005 mg/l	<0.0005 mg/l	<0.0005 mg/l	1	
Aroclor-1248 12672-29-6	<0.0005 mg/l	<0.0005 mg/l	<0.0005 mg/l	<0.0005 mg/l	1	
Aroclor-1260 11096-82-5	<0.0005 mg/l	<0.0005 mg/l	<0.0005 mg/l	<0.0005 mg/l	1	
Aroclor-1016 12674-11-2	<0.0005 mg/l	<0.0005 mg/l	<0.0005 mg/l	<0.0005 mg/l	1	
Cresols	<0.010 mg/l	<0.010 mg/l	<0.010 mg/l	<0.010 mg/l	1	
Acrolein	<0.010 mg/l	<0.010 mg/l	<0.010 mg/l	<0.010 mg/l	1	
Acrylonitrile	<0.010 mg/l	<0.010 mg/l	<0.010 mg/l	<0.010 mg/l	1	
1,2-diphenylhydrazine (azobenzene)	Results pending	Results pending	Results pending	Results pending	1	

EPA ID Number (copy from Item 1 of Form1)

Outfall 14

Form Approved OMB No. 2040-0086
Approval expires 5-31-92

VII. Discharge Information (continued from page 3 of Form 2F)

Part A - You must provide the results of at least one analysis for every pollutant in this table. Complete one table for each outfall. See instructions for additional details.

Pollutant and CAS Number (if availible)	Maximum Values (include units)		Average Values (include units)		Number of Storm Events Sampled	Sources of Pollutants
	Grab Sample Taken During First 30 Minutes	Flow-weighted Composite	Grab Sample Taken During First 30 Minutes	Flow-weighted Composite		
Oil and Grease	2 mg/l		2 mg/l		1	
Biological Oxygen Demand (BOD5)	<5 mg/l	<5 mg/l	<5 mg/l	<5 mg/l	1	
Chemical Oxygen Demand (COD)	46 mg/l	22 mg/l	46 mg/l	22 mg/l	1	
Total Suspended Solids (TSS)	23 mg/l	25 mg/l	23 mg/l	25 mg/l	1	
Total Kjeldahl Nitrogen	0.3 mg/l	0.5 mg/l	0.3 mg/l	0.5 mg/l	1	
Nitrate plus Nitrite Nitrogen	0.3 mg/l	0.28 mg/l	0.3 mg/l	0.28 mg/l	1	
Total Phosphorus	0.16 mg/l	<0.1 mg/l	0.16 mg/l	<0.1 mg/l	1	
pH	Minimum 7.9	Maximum 7.9	Minimum 7.9	Maximum 7.9		

Part B - List each pollutant that is limited in an effluent guideline which the facility is subject to or any pollutant listed in the facility's NPDES permit for its process wastewater (if the facility is operating under an existing NPDES permit). Complete one table for each outfall. See the instructions for additional details and requirements.

Pollutant and CAS Number (if availible)	Maximum Values (include units)		Average Values (include units)		Number of Storm Events Sampled	Sources of Pollutants
	Grab Sample Taken During First 30 Minutes	Flow-weighted Composite	Grab Sample Taken During First 30 Minutes	Flow-weighted Composite		
Antimony 7440-36-0	<0.04 mg/l	<0.04 mg/l	<0.04 mg/l	<0.04 mg/l	1	
Cyanide	<0.002 mg/l		<0.002 mg/l		1	
Mercury 7439-97-6	0.0003 mg/l	0.0004 mg/l	0.0003 mg/l	0.0004 mg/l	1	
Phenols	0.005 mg/l		0.005 mg/l		1	
Selenium 7782-49-2	<0.002 mg/l	<0.002 mg/l	<0.002 mg/l	<0.002 mg/l	1	
Sulfate	<10 mg/l	<10 mg/l	<10 mg/l	<10 mg/l	1	
Surfactants	0.091 mg/l	<0.05 mg/l	0.091 mg/l	<0.05 mg/l	1	
Aluminum 7429-90-5	1.42 mg/l	0.47 mg/l	1.42 mg/l	0.47 mg/l	1	
Arsenic 7440-38-2	<0.04 mg/l	<0.04 mg/l	<0.04 mg/l	<0.04 mg/l	1	
Boron 7440-42-8	0.024 mg/l	0.022 mg/l	0.024 mg/l	0.022 mg/l	1	
Beryllium 7440-41-7	<0.0004mg/l	<0.0004mg/l	<0.0004mg/l	<0.0004mg/l	1	
Cadmium 7440-43-9	<0.004 mg/l	<0.004 mg/l	<0.004 mg/l	<0.004 mg/l	1	
Calcium 7440-70-2	22.5 mg/l	15.7 mg/l	22.5 mg/l	15.7 mg/l	1	
Chromium 7440-47-3	<0.006 mg/l	<0.006 mg/l	<0.006 mg/l	<0.006 mg/l	1	
Cobalt 7440-48-4	<0.002 mg/l	<0.002 mg/l	<0.002 mg/l	<0.002 mg/l	1	
Copper 7440-50-8	0.030 mg/l	0.013 mg/l	0.030 mg/l	0.013 mg/l	1	
Iron 7439-89-6	1.95 mg/l	0.63 mg/l	1.95 mg/l	0.63 mg/l	1	
Lead 7439-92-1	<0.02 mg/l	<0.02 mg/l	<0.02 mg/l	<0.02 mg/l	1	
Lithium 7439-93-2	<0.02 mg/l	<0.02 mg/l	<0.02 mg/l	<0.02 mg/l	1	
Magnesium 7439-95-4	2.94 mg/l	1.92 mg/l	2.94 mg/l	1.92 mg/l	1	
Manganese 7439-96-5	0.102 mg/l	0.036 mg/l	0.102 mg/l	0.036 mg/l	1	
Molybdenum 7439-98-7	<0.006 mg/l	<0.006 mg/l	<0.006 mg/l	<0.006 mg/l	1	
Nickel 7440-02-0	<0.008 mg/l	<0.008 mg/l	<0.008 mg/l	<0.008 mg/l	1	
Potassium 7440-09-7	1.6 mg/l	1.1 mg/l	1.6 mg/l	1.1 mg/l	1	
Silver 7440-22-4	<0.006 mg/l	<0.006 mg/l	<0.006 mg/l	<0.006 mg/l	1	
Sodium 7440-23-5	1.07 mg/l	0.77 mg/l	1.07 mg/l	0.77 mg/l	1	
Titanium 7440-32-6	0.02 mg/l	<0.01 mg/l	0.02 mg/l	<0.01 mg/l	1	
Zinc 7440-66-6	0.22 mg/l	0.09 mg/l	0.22 mg/l	0.09 mg/l	1	

Continue on Reverse

Continued from front.

Part C- List each pollutant shown in Tables 2F-2, 2F-3, and 2F4 that you know or have reason to believe is present. See the instructions for additional details and requirements. Comp one table for each outfall.

Pollutant and CAS Number (if available)	Maximum Values (include units)		Average Values (include units)		Number of Storm Events Sampled	Sources of Pollutants
	Grab Sample Taken During First 30 Minutes	Flow-weighted Composite	Grab Sample Taken During First 30 Minutes	Flow-weighted Composite		
1,1,1,-trichloroethane 71-55-6	<0.010 mg/l		<0.010 mg/l		1	
1,1,2,2-tetrachloroethane 79-34-5	<0.010 mg/l		<0.010 mg/l		1	
1,1,2- trichloroethane 79-00-5	<0.010 mg/l		<0.010 mg/l		1	
1,1-dichloroethane 75-34-3	<0.010 mg/l		<0.010 mg/l		1	
1,1-dichloroethylene 75-35-4	<0.010 mg/l		<0.010 mg/l		1	
1,2-dichloroethane 107-06-2	<0.010 mg/l		<0.010 mg/l		1	
1,2-dichloropropane 78-87-5	<0.010 mg/l		<0.010 mg/l		1	
2-chloroethylvinylether 110-75-8	<0.010 mg/l		<0.010 mg/l		1	
benzene 71-43-2	<0.010 mg/l		<0.010 mg/l		1	
bromodichloromethane 75-27-4	<0.010 mg/l		<0.010 mg/l		1	
bromoform 75-25-2	<0.010 mg/l		<0.010 mg/l		1	
bromomethane 74-83-9	<0.010 mg/l		<0.010 mg/l		1	
carbon tetrachloride 56-23-5	<0.010 mg/l		<0.010 mg/l		1	
chlorobenzene 108-90-7	<0.010 mg/l		<0.010 mg/l		1	
chloroethane 75-00-3	<0.010 mg/l		<0.010 mg/l		1	
chloroform 67-66-3	<0.010 mg/l		<0.010 mg/l		1	
chloromethane 74-87-3	<0.010 mg/l		<0.010 mg/l		1	
dibromochloromethane 124-48-1	<0.010 mg/l		<0.010 mg/l		1	
ethylbenzene 100-41-4	<0.010 mg/l		<0.010 mg/l		1	
toluene 108-88-3	<0.010 mg/l		<0.010 mg/l		1	
vinyl chloride 75-01-4	<0.010 mg/l		<0.010 mg/l		1	
1,3-dichloropropene 10061-01-5	<0.010 mg/l		<0.010 mg/l		1	
trans-1,2-dichloroethene 156-60-5	<0.010 mg/l		<0.010 mg/l		1	
alpha activity 12587-46-1	6.3 pci/l	5.5 pci/l	6.3 pci/l	5.5 pci/l	1	
beta activity 12587-46-1	19 pci/l	14 pci/l	19 pci/l	14 pci/l	1	
fecal coliform	34,000 co/.1L	9,000 co/.1L	34,000 co/.1L	9,000 co/.1L	1	
Thallium 7440-28-0	<0.005 mg/l	<0.005 mg/l	<0.005 mg/l	<0.005 mg/l	1	
Uranium 7440-61-1	0.004 mg/l	0.002 mg/l	0.004 mg/l	0.002 mg/l	1	
Gamma activity	1.9 pci/l	27 pci/l	1.9 pci/l	27 pci/l	1	

Part D- Provide data for the storm event(s) which resulted in the maximum values for the flow weighted composite sample.

1. Date of Storm Event	2. Duration of Storm (in minutes)	3. Total rainfall during storm event (in inches)	4. Number of hours between beginning of storm measured and end of previous measurable rain event	5. Maximum flow rate during rain event (gallons/min or specify units)	6. Total flow from rain event (gallons or specify units)	7. Season sample was taken	8. Form of Precipitation (rainfall, snowmelt)
8/26/91	410	1.1	160.2	5,524	1,270,913	Summer	Rainfall

9. Provide a description of the method of flow measurement or estimate.

An ISCO 3230 Flow meter was used to obtain water level readings. This instrument was calibrated with the normal dry weather flow, if present, as level zero. The flow meter was programmed with the characteristics of the conveyance so that flow rates and total flows could be calculated by the meter.

Outfall 14

Parts B and C Continued

Pollutant and CAS Number (if available)	Maximum Values (include units)		Average Values (include units)		Number of Storm Events Sampled	Sources of Pollutants
	Grab Sample Taken During First 30 Minutes	Flow-weighted Composite	Grab Sample Taken During First 30 Minutes	Flow-weighted Composite		
Barium 7440-39-3	0.0414 mg/l	0.0278 mg/l	0.0414 mg/l	0.0278 mg/l	1	
methylene chloride 75-09-2	<0.010 mg/l		<0.010 mg/l		1	
tetrachloroethene 127-18-4	<0.010 mg/l		<0.010 mg/l		1	
trichloroethene 79-01-6	<0.010 mg/l		<0.010 mg/l		1	
Xylene	<0.010 mg/l		<0.010 mg/l		1	
1,2,4-trichlorobenzene 120-82-1	<0.010 mg/l	<0.010 mg/l	<0.010 mg/l	<0.010 mg/l	1	
1,2-dichlorobenzene 95-50-1	<0.010 mg/l	<0.010 mg/l	<0.010 mg/l	<0.010 mg/l	1	
1,3-dichlorobenzene 541-73-1	<0.010 mg/l	<0.010 mg/l	<0.010 mg/l	<0.010 mg/l	1	
1,4-dichlorobenzene 106-46-7	<0.010 mg/l	<0.010 mg/l	<0.010 mg/l	<0.010 mg/l	1	
2,4-dinitrotoluene 121-14-2	<0.010 mg/l	<0.010 mg/l	<0.010 mg/l	<0.010 mg/l	1	
2,6-dinitrotoluene 606-20-2	<0.010 mg/l	<0.010 mg/l	<0.010 mg/l	<0.010 mg/l	1	
2-chloronaphthalene 91-58-7	<0.010 mg/l	<0.010 mg/l	<0.010 mg/l	<0.010 mg/l	1	
3,3'-dichlorobenzidine 91-94-1	<0.010 mg/l	<0.010 mg/l	<0.010 mg/l	<0.010 mg/l	1	
4-bromophenylphenyl ether 101-55-3	<0.010 mg/l	<0.010 mg/l	<0.010 mg/l	<0.010 mg/l	1	
4-chlorophenylphenyl ether 7005-72-3	<0.010 mg/l	<0.010 mg/l	<0.010 mg/l	<0.010 mg/l	1	
acenaphthene 83-32-9	<0.010 mg/l	<0.010 mg/l	<0.010 mg/l	<0.010 mg/l	1	
acenaphthylene 208-96-8	<0.010 mg/l	<0.010 mg/l	<0.010 mg/l	<0.010 mg/l	1	
anthracene 120-12-7	<0.010 mg/l	<0.010 mg/l	<0.010 mg/l	<0.010 mg/l	1	
benzidine 92-87-5	<0.030 mg/l	<0.030 mg/l	<0.030 mg/l	<0.030 mg/l	1	
benzo(a)anthracene 56-55-3	<0.010 mg/l	<0.010 mg/l	<0.010 mg/l	<0.010 mg/l	1	
benzo(a)pyrene 50-32-8	<0.010 mg/l	<0.010 mg/l	<0.010 mg/l	<0.010 mg/l	1	
benzo(b)fluoranthene 205-99-2	<0.010 mg/l	<0.010 mg/l	<0.010 mg/l	<0.010 mg/l	1	
benzo(ghi)perylene 191-24-2	<0.010 mg/l	<0.010 mg/l	<0.010 mg/l	<0.010 mg/l	1	
benzo(k)fluoranthene 207-08-9	<0.010 mg/l	<0.010 mg/l	<0.010 mg/l	<0.010 mg/l	1	
benzyl butyl phthalate 85-68-7	<0.010 mg/l	<0.010 mg/l	<0.010 mg/l	<0.010 mg/l	1	
bis(2-chloroethoxy)methane 111-91-1	<0.010 mg/l	<0.010 mg/l	<0.010 mg/l	<0.010 mg/l	1	
bis(2-chloroethyl)ether 111-44-4	<0.010 mg/l	<0.010 mg/l	<0.010 mg/l	<0.010 mg/l	1	
bis(2-chloroisopropyl) ether 108-60-1	<0.010 mg/l	<0.010 mg/l	<0.010 mg/l	<0.010 mg/l	1	
bis(2-ethylhexyl)phthalate 117-81-7	<0.010 mg/l	0.012 mg/l	<0.010 mg/l	0.012 mg/l	1	
chrysene 218-01-9	<0.010 mg/l	<0.010 mg/l	<0.010 mg/l	<0.010 mg/l	1	
di-n-butyl phthalate 84-74-2	<0.010 mg/l	<0.010 mg/l	<0.010 mg/l	<0.010 mg/l	1	
di-n-octyl phthalate 117-84-0	<0.010 mg/l	0.030 mg/l	<0.010 mg/l	0.030 mg/l	1	
dibenzo(a,h)anthracene 53-70-3	<0.010 mg/l	<0.010 mg/l	<0.010 mg/l	<0.010 mg/l	1	
diethyl phthalate 84-66-2	<0.010 mg/l	<0.010 mg/l	<0.010 mg/l	<0.010 mg/l	1	
dimethyl phthalate 131-11-3	<0.010 mg/l	<0.010 mg/l	<0.010 mg/l	<0.010 mg/l	1	
fluoranthene 206-44-0	<0.010 mg/l	<0.010 mg/l	<0.010 mg/l	<0.010 mg/l	1	
fluorene 86-73-7	<0.010 mg/l	<0.010 mg/l	<0.010 mg/l	<0.010 mg/l	1	
hexachlorobenzene 118-74-1	<0.010 mg/l	<0.010 mg/l	<0.010 mg/l	<0.010 mg/l	1	
hexachlorobutadiene 87-68-3	<0.010 mg/l	<0.010 mg/l	<0.010 mg/l	<0.010 mg/l	1	
hexachlorocyclopentadiene 77-47-4	<0.010 mg/l	<0.010 mg/l	<0.010 mg/l	<0.010 mg/l	1	
hexachloroethane 67-72-1	<0.010 mg/l	<0.010 mg/l	<0.010 mg/l	<0.010 mg/l	1	
indeno(1,2,3-cd)pyrene 193-39-5	<0.010 mg/l	<0.010 mg/l	<0.010 mg/l	<0.010 mg/l	1	
isophorone 78-59-1	<0.010 mg/l	<0.010 mg/l	<0.010 mg/l	<0.010 mg/l	1	
N-nitrosodi-n-propylamine 621-64-7	<0.010 mg/l	<0.010 mg/l	<0.010 mg/l	<0.010 mg/l	1	
N-nitrosodimethylamine 62-75-9	<0.010 mg/l	<0.010 mg/l	<0.010 mg/l	<0.010 mg/l	1	
N-nitrosodiphenylamine 86-30-6	<0.010 mg/l	<0.010 mg/l	<0.010 mg/l	<0.010 mg/l	1	
naphthalene 91-20-3	<0.010 mg/l	<0.010 mg/l	<0.010 mg/l	<0.010 mg/l	1	
nitrobenzene 98-95-3	<0.010 mg/l	<0.010 mg/l	<0.010 mg/l	<0.010 mg/l	1	
phenanthrene 85-01-8	<0.010 mg/l	<0.010 mg/l	<0.010 mg/l	<0.010 mg/l	1	
pyrene 129-00-0	<0.010 mg/l	<0.010 mg/l	<0.010 mg/l	<0.010 mg/l	1	
2,4,6-trichlorophenol 88-06-2	<0.030 mg/l	<0.030 mg/l	<0.030 mg/l	<0.030 mg/l	1	
2,4-dichlorophenol 120-83-2	<0.030 mg/l	<0.030 mg/l	<0.030 mg/l	<0.030 mg/l	1	
2,4-dimethylphenol 105-67-9	<0.030 mg/l	<0.030 mg/l	<0.030 mg/l	<0.030 mg/l	1	
2,4-dinitrophenol 51-28-5	<0.030 mg/l	<0.030 mg/l	<0.030 mg/l	<0.030 mg/l	1	

Outfall 14

Parts B and C Continued

Pollutant and CAS Number (if availible)	Maximum Values (include units)		Average Values (include units)		Number of Storm Events Sampled	Sources of Pollutants
	Grab Sample Taken During First 30 Minutes	Flow-weighted Composite	Grab Sample Taken During First 30 Minutes	Flow-weighted Composite		
2-methyl-4,6-dinitrophenol 534-52-1	<0.030 mg/l	<0.030 mg/l	<0.030 mg/l	<0.030 mg/l	1	
2-nitrophenol 88-75-5	<0.030 mg/l	<0.030 mg/l	<0.030 mg/l	<0.030 mg/l	1	
4-chloro-3-methyl phenol 59-50-7	<0.030 mg/l	<0.030 mg/l	<0.030 mg/l	<0.030 mg/l	1	
4-nitrophenol 100-02-7	<0.030 mg/l	<0.030 mg/l	<0.030 mg/l	<0.030 mg/l	1	
pentachlorophenol 87-86-5	<0.030 mg/l	<0.030 mg/l	<0.030 mg/l	<0.030 mg/l	1	
phenol 108-95-2	<0.030 mg/l	<0.030 mg/l	<0.030 mg/l	<0.030 mg/l	1	
4,4'--DDD 72-54-8	<0.000004 mg/l	<0.000004mg/l	<0.000004 mg/l	<0.000004 mg/l	1	
4,4'--DDE 72-55-9	<0.000004 mg/l	<0.000004mg/l	<0.000004 mg/l	<0.000004 mg/l	1	
4,4'-DDT 50-29-3	<0.000004 mg/l	<0.000004mg/l	<0.000004 mg/l	<0.000004 mg/l	1	
aldrin 309-00-2	<0.000004 mg/l	<0.000004mg/l	<0.000004 mg/l	<0.000004 mg/l	1	
chlordane 57-74-9	<0.00002 mg/l	<0.00002 mg/l	<0.00002 mg/l	<0.00002 mg/l	1	
dieldrin 60-57-1	<0.000004 mg/l	<0.000004mg/l	<0.000004 mg/l	<0.000004 mg/l	1	
endosulfan I 959-98-8	<0.000004 mg/l	<0.000004mg/l	<0.000004 mg/l	<0.000004 mg/l	1	
endosulfan II 33213-65-9	<0.000004 mg/l	<0.000004mg/l	<0.000004 mg/l	<0.000004 mg/l	1	
endosulfan sulfate 1031-07-8	<0.000004 mg/l	<0.000004mg/l	<0.000004 mg/l	<0.000004 mg/l	1	
endrin 72-20-8	<0.00005 mg/l	<0.00005 mg/l	<0.00005 mg/l	<0.00005 mg/l	1	
endrin aldehyde 7421-93-4	<0.000004 mg/l	<0.000004mg/l	<0.000004 mg/l	<0.000004 mg/l	1	
heptachlor 76-44-8	<0.000004 mg/l	<0.000004mg/l	<0.000004 mg/l	<0.000004 mg/l	1	
heptachlor epoxide 1024-57-3	<0.000004 mg/l	<0.000004mg/l	<0.000004 mg/l	<0.000004 mg/l	1	
toxaphene 8001-35-2	<0.0002 mg/l	<0.0002 mg/l	<0.0002 mg/l	<0.0002 mg/l	1	
alpha-BHC 319-84-6	<0.000004 mg/l	<0.000004mg/l	<0.000004 mg/l	<0.000004 mg/l	1	
beta-BHC 319-85-7	<0.000004 mg/l	<0.000004mg/l	<0.000004 mg/l	<0.000004 mg/l	1	
delta-BHC 319-86-8	<0.000004 mg/l	<0.000004mg/l	<0.000004 mg/l	<0.000004 mg/l	1	
gamma-BHC 58-89-8	<0.00001 mg/l	<0.00001 mg/l	<0.00001 mg/l	<0.00001 mg/l	1	
2-chlorophenol 95-57-8	<0.030 mg/l	<0.030 mg/l	<0.030 mg/l	<0.030 mg/l	1	
Aroclor-1242 53469-21-9	<0.0005 mg/l	<0.0005 mg/l	<0.0005 mg/l	<0.0005 mg/l	1	
Aroclor-1254 11097-69-1	<0.0005 mg/l	<0.0005 mg/l	<0.0005 mg/l	<0.0005 mg/l	1	
Aroclor-1221 11104-28-2	<0.0005 mg/l	<0.0005 mg/l	<0.0005 mg/l	<0.0005 mg/l	1	
Aroclor-1232 11141-16-5	<0.0005 mg/l	<0.0005 mg/l	<0.0005 mg/l	<0.0005 mg/l	1	
Aroclor-1248 12672-29-6	<0.0005 mg/l	<0.0005 mg/l	<0.0005 mg/l	<0.0005 mg/l	1	
Aroclor-1260 11096-82-5	<0.0005 mg/l	<0.0005 mg/l	<0.0005 mg/l	<0.0005 mg/l	1	
Aroclor-1016 12674-11-2	<0.0005 mg/l	<0.0005 mg/l	<0.0005 mg/l	<0.0005 mg/l	1	
Cresols	<0.030 mg/l	<0.030 mg/l	<0.030 mg/l	<0.030 mg/l	1	
Acrolein	<0.010 mg/l	<0.010 mg/l	<0.010 mg/l	<0.010 mg/l	1	
Acrylonitrile	<0.010 mg/l	<0.010 mg/l	<0.010 mg/l	<0.010 mg/l	1	
1,2-diphenylhydrazine (azobenzene)	Results pending	Results pending	Results pending	Results pending	1	

EPA ID Number (copy from Item 1 of Form1)

Outfall 15

Form Approved OMB No. 2040-0086
Approval expires 5-31-92

VII. Discharge Information (continued from page 3 of Form 2F)

Part A - You must provide the results of at least one analysis for every pollutant in this table. Complete one table for each outfall. See instructions for additional details.

Pollutant and CAS Number (if available)	Maximum Values (include units)		Average Values (include units)		Number of Storm Events Sampled	Sources of Pollutants
	Grab Sample Taken During First 30 Minutes	Flow-weighted Composite	Grab Sample Taken During First 30 Minutes	Flow-weighted Composite		
Oil and Grease	<2 mg/l		<2 mg/l		1	
Biological Oxygen Demand (BOD5)	42.9 mg/l	<5 mg/l	42.9 mg/l	<5 mg/l	1	
Chemical Oxygen Demand (COD)	9.9 mg/l	9.2 mg/l	9.9 mg/l	9.2 mg/l	1	
Total Suspended Solids (TSS)	<5 mg/l	<5 mg/l	<5 mg/l	<5 mg/l	1	
Total Kjeldahl Nitrogen	0.2 mg/l	<0.2 mg/l	0.2 mg/l	<0.2 mg/l	1	
Nitrate plus Nitrite Nitrogen	0.57 mg/l	0.67 mg/l	0.57 mg/l	0.67 mg/l	1	
Total Phosphorus	<0.1 mg/l	<0.1 mg/l	<0.1 mg/l	<0.1 mg/l	1	
pH	Minimum 8.0	Maximum 8.0	Minimum 8.0	Maximum 8.0		

Part B - List each pollutant that is limited in an effluent guideline which the facility is subject to or any pollutant listed in the facility's NPDES permit for its process wastewater (if the facility is operating under an existing NPDES permit). Complete one table for each outfall. See the instructions for additional details and requirements.

Pollutant and CAS Number (if available)	Maximum Values (include units)		Average Values (include units)		Number of Storm Events Sampled	Sources of Pollutants
	Grab Sample Taken During First 30 Minutes	Flow-weighted Composite	Grab Sample Taken During First 30 Minutes	Flow-weighted Composite		
Antimony 7440-36-0	<0.04 mg/l	<0.04 mg/l	<0.04 mg/l	<0.04 mg/l	1	
Cyanide	<0.002 mg/l		<0.002 mg/l		1	
Mercury 7439-97-6	< 0.0002 mg/l	< 0.0002 mg/l	< 0.0002 mg/l	< 0.0002 mg/l	1	
Phenols	0.003 mg/l		0.003 mg/l		1	
Selenium 7782-49-2	<0.002 mg/l	<0.002 mg/l	<0.002 mg/l	<0.002 mg/l	1	
Sulfate	14 mg/l	13 mg/l	14 mg/l	13 mg/l	1	
Surfactants	<0.05 mg/l	0.05 mg/l	<0.05 mg/l	0.05 mg/l	1	
Aluminum 7429-90-5	0.17 mg/l	0.17 mg/l	0.17 mg/l	0.17 mg/l	1	
Arsenic 7440-38-2	<0.04 mg/l	<0.04 mg/l	<0.04 mg/l	<0.04 mg/l	1	
Boron 7440-42-8	0.026 mg/l	0.026 mg/l	0.026 mg/l	0.026 mg/l	1	
Beryllium 7440-41-7	<0.0004 mg/l	<0.0004 mg/l	<0.0004 mg/l	<0.0004 mg/l	1	
Cadmium 7440-43-9	<0.004 mg/l	<0.004 mg/l	<0.004 mg/l	<0.004 mg/l	1	
Calcium 7440-70-2	23.3 mg/l	22.6 mg/l	23.3 mg/l	22.6 mg/l	1	
Chromium 7440-47-3	<0.006 mg/l	<0.006 mg/l	<0.006 mg/l	<0.006 mg/l	1	
Cobalt 7440-48-4	<0.002 mg/l	<0.002 mg/l	<0.002 mg/l	<0.002 mg/l	1	
Copper 7440-50-8	<0.006 mg/l	<0.006 mg/l	<0.006 mg/l	<0.006 mg/l	1	
Iron 7439-89-6	0.20 mg/l	0.17 mg/l	0.20 mg/l	0.17 mg/l	1	
Lead 7439-92-1	<0.02 mg/l	<0.02 mg/l	<0.02 mg/l	<0.02 mg/l	1	
Lithium 7439-93-2	<0.02 mg/l	<0.02 mg/l	<0.02 mg/l	<0.02 mg/l	1	
Magnesium 7439-95-4	3.23 mg/l	3.16 mg/l	3.23 mg/l	3.16 mg/l	1	
Manganese 7439-96-5	0.004 mg/l	0.003 mg/l	0.004 mg/l	0.003 mg/l	1	
Molybdenum 7439-98-7	<0.006 mg/l	<0.006 mg/l	<0.006 mg/l	<0.006 mg/l	1	
Nickel 7440-02-0	<0.008 mg/l	<0.008 mg/l	<0.008 mg/l	<0.008 mg/l	1	
Potassium 7440-09-7	<0.5 mg/l	0.6 mg/l	<0.5 mg/l	0.6 mg/l	1	
Silver 7440-22-4	<0.006 mg/l	<0.006 mg/l	<0.006 mg/l	<0.006 mg/l	1	
Sodium 7440-23-5	5.67 mg/l	5.35 mg/l	5.67 mg/l	5.35 mg/l	1	
Titanium 7440-32-6	<0.01 mg/l	<0.01 mg/l	<0.01 mg/l	<0.01mg/l	1	
Zinc 7440-66-6	0.05 mg/l	0.04 mg/l	0.05 mg/l	0.04 mg/l	1	

Continue on Reverse

Continued from front.

Part C- List each pollutant shown in Tables 2F-2, 2F-3, and 2F4 that you know or have reason to believe is present. See the instructions for additional details and requirements. Complete one table for each outfall.

Pollutant and CAS Number (if available)	Maximum Values (include units)		Average Values (include units)		Number of Storm Events Sampled	Sources of Pollutants
	Grab Sample Taken During First 30 Minutes	Flow-weighted Composite	Grab Sample Taken During First 30 Minutes	Flow-weighted Composite		
1,1,1,-trichloroethane 71-55-6	<0.010 mg/l		<0.010 mg/l		1	
1,1,2,2-tetrachloroethane 79-34-5	<0.010 mg/l		<0.010 mg/l		1	
1,1,2- trichloroethane 79-00-5	<0.010 mg/l		<0.010 mg/l		1	
1,1-dichloroethane 75-34-3	<0.010 mg/l		<0.010 mg/l		1	
1,1-dichloroethylene 75-35-4	<0.010 mg/l		<0.010 mg/l		1	
1,2-dichloroethane 107-06-2	<0.010 mg/l		<0.010 mg/l		1	
1,2-dichloropropane 78-87-5	<0.010 mg/l		<0.010 mg/l		1	
2-chloroethylvinylether 110-75-8	<0.010 mg/l		<0.010 mg/l		1	
benzene 71-43-2	<0.010 mg/l		<0.010 mg/l		1	
bromodichloromethane 75-27-4	<0.010 mg/l		<0.010 mg/l		1	
bromoform 75-25-2	<0.010 mg/l		<0.010 mg/l		1	
bromomethane 74-83-9	<0.010 mg/l		<0.010 mg/l		1	
carbon tetrachloride 56-23-5	<0.010 mg/l		<0.010 mg/l		1	
chlorobenzene 108-90-7	<0.010 mg/l		<0.010 mg/l		1	
chloroethane 75-00-3	<0.010 mg/l		<0.010 mg/l		1	
chloroform 67-66-3	<0.010 mg/l		<0.010 mg/l		1	
chloromethane 74-87-3	<0.010 mg/l		<0.010 mg/l		1	
dibromochloromethane 124-48-1	<0.010 mg/l		<0.010 mg/l		1	
ethylbenzene 100-41-4	<0.010 mg/l		<0.010 mg/l		1	
toluene 108-88-3	<0.010 mg/l		<0.010 mg/l		1	
vinyl chloride 75-01-4	<0.010 mg/l		<0.010 mg/l		1	
1,3-dichloropropene 10061-01-5	<0.010 mg/l		<0.010 mg/l		1	
trans-1,2-dichloroethene 156-60-5	<0.010 mg/l		<0.010 mg/l		1	
alpha activity 12587-46-1	20 pci/l	11 pci/l	20 pci/l	11 pci/l	1	
beta activity 12587-46-1	8.3 pci/l	2.0 pci/l	8.3 pci/l	2.0 pci/l	1	
fecal coliform	36 co/.1L	36 co/.1L	36 co/.1L	36 co/.1L	1	
Thallium 7440-28-0	<0.001 mg/l	<0.001 mg/l	<0.001 mg/l	<0.001 mg/l	1	
Uranium 7440-61-1	0.021 mg/l	0.021 mg/l	0.021 mg/l	0.021 mg/l	1	
Gamma activity	23 pci/l	28 pci/l	23 pci/l	28 pci/l	1	

Part D- Provide data for the storm event(s) which resulted in the maximum values for the flow weighted composite sample.

1. Date of Storm Event	2. Duration of Storm (in minutes)	3. Total rainfall during storm event (in inches)	4. Number of hours between beginning of storm measured and end of previous measurable rain event	5. Maximum flow rate during rain event (gallons/min or specify units)	6. Total flow from rain event (gallons or specify units)	7. Season sample was taken	8. Form of Precipitation (rainfall, snowmelt)
3/6/92	420	0.76	138.9	15.6	3,204	Winter	Rainfall

9. Provide a description of the method of flow measurement or estimate.

An ISCO 3230 Flow meter was used to obtain water level readings. This instrument was calibrated with the normal dry weather flow, if present, as level zero. The flow meter was programmed with the characteristics of the conveyance so that flow rates and total flows could be calculated by the meter.

Outfall 15

Parts B and C Continued

Pollutant and CAS Number (if available)	Maximum Values (include units)		Average Values (include units)		Number of Storm Events Sampled	Sources of Pollutants
	Grab Sample Taken During First 30 Minutes	Flow-weighted Composite	Grab Sample Taken During First 30 Minutes	Flow-weighted Composite		
Barium 7440-39-3	0.0252 mg/l	0.0238 mg/l	0.0252 mg/l	0.0238 mg/l	1	
methylene chloride 75-09-2	<0.010 mg/l		<0.010 mg/l		1	
tetrachloroethene 127-18-4	<0.010 mg/l		<0.010 mg/l		1	
trichloroethene 79-01-6	<0.010 mg/l		<0.010 mg/l		1	
Xylenes	<0.010 mg/l		<0.010 mg/l		1	
1,2,4-trichlorobenzene 120-82-1	<0.010 mg/l	<0.010 mg/l	<0.010 mg/l	<0.010 mg/l	1	
1,2-dichlorobenzene 95-50-1	<0.010 mg/l	<0.010mg/l	<0.010 mg/l	<0.010 mg/l	1	
1,3-dichlorobenzene 541-73-1	<0.010 mg/l	<0.010 mg/l	<0.010 mg/l	<0.010 mg/l	1	
1,4-dichlorobenzene 106-46-7	<0.010 mg/l	<0.010mg/l	<0.010 mg/l	<0.010 mg/l	1	
2,4-dinitrotoluene 121-14-2	<0.010 mg/l	<0.010 mg/l	<0.010 mg/l	<0.010 mg/l	1	
2,6-dinitrotoluene 606-20-2	<0.010 mg/l	<0.010 mg/l	<0.010 mg/l	<0.010 mg/l	1	
2-chloronaphthalene 91-58-7	<0.010 mg/l	<0.010 mg/l	<0.010 mg/l	<0.010 mg/l	1	
3,3'-dichlorobenzidine 91-94-1	<0.020 mg/l	<0.020 mg/l	<0.020 mg/l	<0.020 mg/l	1	
4-bromophenylphenyl ether 101-55-3	<0.010 mg/l	<0.010mg/l	<0.010 mg/l	<0.010 mg/l	1	
4-chlorophenylphenyl ether 7005-72-3	<0.010 mg/l	<0.010 mg/l	<0.010 mg/l	<0.010 mg/l	1	
acenaphthene 83-32-9	<0.010 mg/l	<0.010 mg/l	<0.010 mg/l	<0.010 mg/l	1	
acenaphthylene 208-96-8	<0.010 mg/l	<0.010 mg/l	<0.010 mg/l	<0.010 mg/l	1	
anthracene 120-12-7	<0.010 mg/l	<0.010 mg/l	<0.010 mg/l	<0.010 mg/l	1	
benzidine 92-87-5	<0.050 mg/l	<0.050 mg/l	<0.050 mg/l	<0.050 mg/l	1	
benzo(a)anthracene 56-55-3	<0.010 mg/l	<0.010 mg/l	<0.010 mg/l	<0.010 mg/l	1	
benzo(a)pyrene 50-32-8	<0.010 mg/l	<0.010 mg/l	<0.010 mg/l	<0.010 mg/l	1	
benzo(b)fluoranthene 205-99-2	<0.010 mg/l	<0.010 mg/l	<0.010 mg/l	<0.010 mg/l	1	
benzo(ghi)perylene 191-24-2	<0.010 mg/l	<0.010 mg/l	<0.010 mg/l	<0.010 mg/l	1	
benzo(k)fluoranthene 207-08-9	<0.010 mg/l	<0.010 mg/l	<0.010 mg/l	<0.010 mg/l	1	
benzyl butyl phthalate 85-68-7	<0.010 mg/l	<0.010 mg/l	<0.010 mg/l	<0.010 mg/l	1	
bis(2-chloroethoxy)methane 111-91-1	<0.010 mg/l	<0.010 mg/l	<0.010 mg/l	<0.010 mg/l	1	
bis(2-chloroethyl)ether 111-44-4	<0.010 mg/l	<0.010 mg/l	<0.010 mg/l	<0.010 mg/l	1	
bis(2-chloroisopropyl) ether 108-60-1	<0.010 mg/l	<0.010 mg/l	<0.010 mg/l	<0.010 mg/l	1	
bis(2-ethylhexyl)phthalate 117-81-7	<0.010 mg/l	<0.010mg/l	<0.010 mg/l	<0.010 mg/l	1	
chrysene 218-01-9	<0.010 mg/l	<0.010 mg/l	<0.010 mg/l	<0.010 mg/l	1	
di-n-butyl phthalate 84-74-2	<0.010 mg/l	<0.010 mg/l	<0.010 mg/l	<0.010 mg/l	1	
di-n-octyl phthalate 117-84-0	<0.010 mg/l	<0.010 mg/l	<0.010 mg/l	<0.010 mg/l	1	
dibenzo(a,h)anthracene 53-70-3	<0.010 mg/l	<0.010 mg/l	<0.010 mg/l	<0.010 mg/l	1	
diethyl phthalate 84-66-2	<0.010 mg/l	<0.010 mg/l	<0.010 mg/l	<0.010 mg/l	1	
dimethyl phthalate 131-11-3	<0.010 mg/l	<0.010 mg/l	<0.010 mg/l	<0.010 mg/l	1	
fluoranthene 206-44-0	<0.010 mg/l	<0.010 mg/l	<0.010 mg/l	<0.010 mg/l	1	
fluorene 86-73-7	<0.010 mg/l	<0.010 mg/l	<0.010 mg/l	<0.010 mg/l	1	
hexachlorobenzene 118-74-1	<0.010 mg/l	<0.010 mg/l	<0.010 mg/l	<0.010 mg/l	1	
hexachlorobutadiene 87-68-3	<0.010 mg/l	<0.010 mg/l	<0.010 mg/l	<0.010 mg/l	1	
hexachlorocyclopentadiene 77-47-4	<0.010 mg/l	<0.010 mg/l	<0.010 mg/l	<0.010 mg/l	1	
hexachloroethane 67-72-1	<0.010 mg/l	<0.010 mg/l	<0.010 mg/l	<0.010 mg/l	1	
indeno(1,2,3-cd)pyrene 193-39-5	<0.010 mg/l	<0.010 mg/l	<0.010 mg/l	<0.010 mg/l	1	
isophorone 78-59-1	<0.010 mg/l	<0.010 mg/l	<0.010 mg/l	<0.010 mg/l	1	
N-nitrosodi-n-propylamine 621-64-7	<0.010 mg/l	<0.010 mg/l	<0.010 mg/l	<0.010 mg/l	1	
N-nitrosodimethylamine 62-75-9	<0.010 mg/l	<0.010 mg/l	<0.010 mg/l	<0.010 mg/l	1	
N-nitrosodiphenylamine 86-30-6	<0.010 mg/l	<0.010 mg/l	<0.010 mg/l	<0.010 mg/l	1	
naphthalene 91-20-3	<0.010 mg/l	<0.010 mg/l	<0.010 mg/l	<0.010 mg/l	1	
nitrobenzene 98-95-3	<0.010 mg/l	<0.010 mg/l	<0.010 mg/l	<0.010 mg/l	1	
phenanthrene 85-01-8	<0.010 mg/l	<0.010 mg/l	<0.010 mg/l	<0.010 mg/l	1	
pyrene 129-00-0	<0.010 mg/l	<0.010 mg/l	<0.010 mg/l	<0.010 mg/l	1	
2,4,6-trichlorophenol 88-06-2	<0.030 mg/l	<0.030 mg/l	<0.030 mg/l	<0.030 mg/l	1	
2,4-dichlorophenol 120-83-2	<0.030 mg/l	<0.030 mg/l	<0.030 mg/l	<0.030 mg/l	1	
2,4-dimethylphenol 105-67-9	<0.030 mg/l	<0.030 mg/l	<0.030 mg/l	<0.030 mg/l	1	
2,4-dinitrophenol 51-28-5	<0.050 mg/l	<0.050 mg/l	<0.050 mg/l	<0.050 mg/l	1	

Outfall 15

Parts B and C Continued

Pollutant and CAS Number (if availible)	Maximum Values (include units)		Average Values (include units)		Number of Storm Events Sampled	Sources of Pollutants
	Grab Sample Taken During First 30 Minutes	Flow-weighted Composite	Grab Sample Taken During First 30 Minutes	Flow-weighted Composite		
2-methyl-4,6-dinitrophenol 534-52-1	<0.050 mg/l	<0.050 mg/l	<0.050 mg/l	<0.050 mg/l	1	
2-nitrophenol 88-75-5	<0.030 mg/l	<0.030 mg/l	<0.030 mg/l	<0.030 mg/l	1	
4-chloro-3-methyl phenol 59-50-7	<0.030 mg/l	<0.030 mg/l	<0.030 mg/l	<0.030 mg/l	1	
4-nitrophenol 100-02-7	<0.050 mg/l	<0.050 mg/l	<0.050 mg/l	<0.050 mg/l	1	
pentachlorophenol 87-86-5	<0.050 mg/l	<0.050 mg/l	<0.050 mg/l	<0.050 mg/l	1	
phenol 108-95-2	<0.030 mg/l	<0.030 mg/l	<0.030 mg/l	<0.030 mg/l	1	
4,4'--DDD 72-54-8	<0.00001mg/l	<0.0000 1mg/l	<0.00001 mg/l	<0.00001 mg/l	1	
4,4'--DDE 72-55-9	<0.00001 mg/l	<0.00001 mg/l	<0.00001 mg/l	<0.00001 mg/l	1	
4,4'-DDT 50-29-3	0.000083 mg/l	0.000082 mg/l	0.000083 mg/l	0.000082 mg/l	1	
aldrin 309-00-2	<0.00001 mg/l	<0.00001 mg/l	<0.00001 mg/l	<0.00001 mg/l	1	
chlordane 57-74-9	<0.00002 mg/l	<0.00002 mg/l	<0.00002 mg/l	<0.00002 mg/l	1	
dieldrin 60-57-1	<0.00001 mg/l	<0.00001 mg/l	<0.00001 mg/l	<0.00001 mg/l	1	
endosulfan I 959-98-8	<0.00001 mg/l	<0.00001 mg/l	<0.00001 mg/l	<0.00001 mg/l	1	
endosulfan II 33213-65-9	<0.00001 mg/l	<0.00001mg/l	<0.00001 mg/l	<0.00001 mg/l	1	
endosulfan sulfate 1031-07-8	<0.00001 mg/l	<0.00001mg/l	<0.00001 mg/l	<0.00001 mg/l	1	
endrin 72-20-8	<0.00005 mg/l	<0.00005 mg/l	<0.00005 mg/l	<0.00005 mg/l	1	
endrin aldehyde 7421-93-4	<0.00001 mg/l	0.00001 mg/l	<0.00001 mg/l	0.00001 mg/l	1	
heptachlor 76-44-8	<0.00001 mg/l	<0.00001mg/l	<0.00001 mg/l	<0.00001 mg/l	1	
heptachlor epoxide 1024-57-3	<0.00001 mg/l	<0.00001 mg/l	<0.00001 mg/l	<0.00001 mg/l	1	
toxaphene 8001-35-2	<0.0002 mg/l	<0.0002 mg/l	<0.0002 mg/l	<0.0002 mg/l	1	
alpha-BHC 319-84-6	<0.00001 mg/l	<0.00001mg/l	<0.00001 mg/l	<0.00001 mg/l	1	
beta-BHC 319-85-7	<0.00001 mg/l	<0.00001 mg/l	<0.00001 mg/l	<0.00001 mg/l	1	
delta-BHC 319-86-8	<0.00001 mg/l	<0.00001 mg/l	<0.00001 mg/l	<0.00001 mg/l	1	
gamma-BHC 58-89-8	<0.00001 mg/l	<0.00001 mg/l	<0.00001 mg/l	<0.00001 mg/l	1	
2-chlorophenol 95-57-8	<0.030 mg/l	<0.030 mg/l	<0.030 mg/l	<0.030 mg/l	1	
Aroclor-1242 53469-21-9	<0.0005 mg/l	<0.0005 mg/l	<0.0005 mg/l	<0.0005 mg/l	1	
Aroclor-1254 11097-69-1	<0.0005 mg/l	<0.0005 mg/l	<0.0005 mg/l	<0.0005 mg/l	1	
Aroclor-1221 11104-28-2	<0.0005 mg/l	<0.0005 mg/l	<0.0005 mg/l	<0.0005 mg/l	1	
Aroclor-1232 11141-16-5	<0.0005 mg/l	<0.0005 mg/l	<0.0005 mg/l	<0.0005 mg/l	1	
Aroclor-1248 12672-29-6	<0.0005 mg/l	<0.0005 mg/l	<0.0005 mg/l	<0.0005 mg/l	1	
Aroclor-1260 11096-82-5	<0.0005 mg/l	<0.0005 mg/l	<0.0005 mg/l	<0.0005 mg/l	1	
Aroclor-1016 12674-11-2	<0.0005 mg/l	<0.0005 mg/l	<0.0005 mg/l	<0.0005 mg/l	1	
Cresols	<0.010 mg/l	<0.010 mg/l	<0.010 mg/l	<0.010 mg/l	1	
Acrolein	<0.010 mg/l	<0.010 mg/l	<0.010 mg/l	<0.010 mg/l	1	
Acrylonitrile	<0.010 mg/l	<0.010 mg/l	<0.010 mg/l	<0.010 mg/l	1	
1,2-diphenylhydrazine (azobenzene)	Results pending	Results pending	Results pending	Results pending	1	

EPA ID Number (copy from Item 1 of Form1)

Outfall 16

Form Approved OMB No. 2040-0086
Approval expires 5-31-92

VII. Discharge Information (continued from page 3 of Form 2F)

Part A - You must provide the results of at least one analysis for every pollutant in this table. Complete one table for each outfall. See instructions for additional details.

Pollutant and CAS Number (if availible)	Maximum Values (include units)		Average Values (include units)		Number of Storm Events Sampled	Sources of Pollutants
	Grab Sample Taken During First 30 Minutes	Flow-weighted Composite	Grab Sample Taken During First 30 Minutes	Flow-weighted Composite		
Oil and Grease	3 mg/l		3 mg/l		1	
Biological Oxygen Demand (BOD5)	9.77 mg/l	<5 mg/l	9.77 mg/l	<5 mg/l	1	
Chemical Oxygen Demand (COD)	93 mg/l	12 mg/l	93 mg/l	12 mg/l	1	
Total Suspended Solids (TSS)	96 mg/l	5 mg/l	96 mg/l	5 mg/l	1	
Total Kjeldahl Nitrogen	1.3 mg/l	<0.2 mg/l	1.3 mg/l	<0.2 mg/l	1	
Nitrate plus Nitrite Nitrogen	1.1 mg/l	0.29 mg/l	1.1 mg/l	0.29 mg/l	1	
Total Phosphorus	0.37 mg/l	<0.1 mg/l	0.37 mg/l	<0.1 mg/l	1	
pH	Minimum 8.5	Maximum 8.5	Minimum 8.5	Maximum 8.5		

Part B - List each pollutant that is limited in an effluent guideline which the facility is subject to or any pollutant listed in the facility's NPDES permit for its process wastewater (if the facility is operating under an existing NPDES permit). Complete one table for each outfall. See the instructions for additional details and requirements.

Pollutant and CAS Number (if availible)	Maximum Values (include units)		Average Values (include units)		Number of Storm Events Sampled	Sources of Pollutants
	Grab Sample Taken During First 30 Minutes	Flow-weighted Composite	Grab Sample Taken During First 30 Minutes	Flow-weighted Composite		
Antimony 7440-36-0	<0.003 mg/l	<0.04 mg/l	<0.003 mg/l	<0.04 mg/l	1	
Cyanide	<0.002 mg/l		<0.002 mg/l		1	
Mercury 7439-97-6	<0.0002 mg/l	<0.0002 mg/l	<0.0002 mg/l	<0.0002 mg/l	1	
Phenols	0.008 mg/l		0.008 mg/l		1	
Selenium 7782-49-2	<0.002 mg/l	<0.002 mg/l	<0.002 mg/l	<0.002 mg/l	1	
Sulfate	<10 mg/l	14 mg/l	<10 mg/l	14 mg/l	1	
Surfactants	0.3 mg/l	0.26 mg/l	0.3 mg/l	0.26 mg/l	1	
Aluminum 7429-90-5	2.07 mg/l	0.11 mg/l	2.07 mg/l	0.11 mg/l	1	
Arsenic 7440-38-2	<0.04 mg/l	<0.04 mg/l	<0.04 mg/l	<0.04 mg/l	1	
Boron 7440-42-8	0.019 mg/l	0.037 mg/l	0.019 mg/l	0.037 mg/l	1	
Beryllium 7440-41-7	<0.0004 mg/l	<0.0004 mg/l	<0.0004 mg/l	<0.0004 mg/l	1	
Cadmium 7440-43-9	<0.004 mg/l	<0.004 mg/l	<0.004 mg/l	<0.004 mg/l	1	
Calcium 7440-70-2	20.2 mg/l	33.9 mg/l	20.2 mg/l	33.9 mg/l	1	
Chromium 7440-47-3	<0.006 mg/l	<0.006 mg/l	<0.006 mg/l	<0.006 mg/l	1	
Cobalt 7440-48-4	<0.002 mg/l	<0.002 mg/l	<0.002 mg/l	<0.002 mg/l	1	
Copper 7440-50-8	0.030 mg/l	<0.006 mg/l	0.030 mg/l	<0.006 mg/l	1	
Iron 7439-89-6	2.46 mg/l	0.14 mg/l	2.46 mg/l	0.14 mg/l	1	
Lead 7439-92-1	0.04 mg/l	<0.02 mg/l	0.04 mg/l	<0.02 mg/l	1	
Lithium 7439-93-2	<0.02 mg/l	<0.02 mg/l	<0.02 mg/l	<0.02 mg/l	1	
Magnesium 7439-95-4	3.36 mg/l	4.18 mg/l	3.36 mg/l	4.18 mg/l	1	
Manganese 7439-96-5	0.071 mg/l	0.009 mg/l	0.071 mg/l	0.009 mg/l	1	
Molybdenum 7439-98-7	<0.006 mg/l	<0.006 mg/l	<0.006 mg/l	<0.006 mg/l	1	
Nickel 7440-02-0	<0.008 mg/l	<0.008 mg/l	<0.008 mg/l	<0.008 mg/l	1	
Potassium 7440-09-7	1.6 mg/l	1.2 mg/l	1.6 mg/l	1.2 mg/l	1	
Silver 7440-22-4	<0.006 mg/l	<0.006 mg/l	<0.006 mg/l	<0.006 mg/l	1	
Sodium 7440-23-5	24.0 mg/l	4.85 mg/l	24.0 mg/l	4.85 mg/l	1	
Titanium 7440-32-6	0.04 mg/l	<0.01 mg/l	0.04 mg/l	<0.01 mg/l	1	
Zinc 7440-66-6	0.47 mg/l	0.06 mg/l	0.47 mg/l	0.06 mg/l	1	

Continue on Reverse

Continued from front.

Part C- List each pollutant shown in Tables 2F-2, 2F-3, and 2F4 that you know or have reason to believe is present. See the instructions for additional details and requirements. Comple one table for each outfall.

Pollutant and CAS Number (if availible)	Maximum Values (include units)		Average Values (include units)		Number of Storm Events Sampled	Sources of Pollutants
	Grab Sample Taken During First 30 Minutes	Flow-weighted Composite	Grab Sample Taken During First 30 Minutes	Flow-weighted Composite		
1,1,1,-trichloroethane 71-55-6	<0.010 mg/l		<0.010 mg/l		1	
1,1,2,2-tetrachloroethane 79-34-5	<0.010 mg/l		<0.010 mg/l		1	
1,1,2- trichloroethane 79-00-5	<0.010 mg/l		<0.010 mg/l		1	
1,1-dichloroethane 75-34-3	<0.010 mg/l		<0.010 mg/l		1	
1,1-dichloroethylene 75-35-4	<0.010 mg/l		<0.010 mg/l		1	
1,2-dichloroethane 107-06-2	<0.010 mg/l		<0.010 mg/l		1	
1,2-dichloropropane 78-87-5	<0.010 mg/l		<0.010 mg/l		1	
2-chloroethylvinylether 110-75-8	<0.010 mg/l		<0.010 mg/l		1	
benzene 71-43-2	<0.010 mg/l		<0.010 mg/l		1	
bromodichloromethane 75-27-4	<0.010 mg/l		<0.010 mg/l		1	
bromoform 75-25-2	<0.010 mg/l		<0.010 mg/l		1	
bromomethane 74-83-9	<0.010 mg/l		<0.010 mg/l		1	
carbon tetrachloride 56-23-5	<0.010 mg/l		<0.010 mg/l		1	
chlorobenzene 108-90-7	<0.010 mg/l		<0.010 mg/l		1	
chloroethane 75-00-3	<0.010 mg/l		<0.010 mg/l		1	
chloroform 67-66-3	<0.010 mg/l		<0.010 mg/l		1	
chloromethane 74-87-3	<0.010 mg/l		<0.010 mg/l		1	
dibromochloromethane 124-48-1	<0.010 mg/l		<0.010 mg/l		1	
ethylbenzene 100-41-4	<0.010 mg/l		<0.010 mg/l		1	
toluene 108-88-3	<0.010 mg/l		<0.010 mg/l		1	
vinyl chloride 75-01-4	<0.010 mg/l		<0.010 mg/l		1	
1,3-dichloropropene 10061-01-5	<0.010 mg/l		<0.010 mg/l		1	
trans-1,2-dichloroethene 156-60-5	<0.010 mg/l		<0.010 mg/l		1	
alpha activity 12587-46-1	8.6 pci/l	4.5 pci/l	8.6 pci/l	4.5 pci/l	1	
beta activity 12587-46-1	17 pci/l	3.6 pci/l	17 pci/l	3.6 pci/l	1	
focal coliform	560 co/.1L	60 co/.1L	560 co/.1L	60 co/.1L	1	
Thallium 7440-28-0	<0.001 mg/l	<0.001 mg/l	<0.001 mg/l	<0.001 mg/l	1	
Uranium 7440-61-1	0.001 mg/l	0.005 mg/l	0.001 mg/l	0.005 mg/l	1	
Gamma activity	10 pci/l	32 pci/l	10 pci/l	32 pci/l	1	

Part D- Provide data for the storm event(s) which resulted in the maximum values for the flow weighted composite sample.

1. Date of Storm Event	2. Duration of Storm (in minutes)	3. Total rainfall during storm event (in inches)	4. Number of hours between beginning of storm measured and end of previous measurable rain event	5. Maximum flow rate during rain event (gallons/min or specify units)	6. Total flow from rain event (gallons or specify units)	7. Season sample was taken	8. Form of Precipitation (rainfall, snowmelt)
2/13/92	65	0.27	>395	NA	NA	Winter (grab)	Rainfall
3/6/92	420	0.76	138.9	239	29,751	Winter (composite)	Rainfall

9. Provide a description of the method of flow measurement or estimate.

An ISCO 3230 Flow meter was used to obtain water level readings. This instrument was calibrated with the normal dry weather flow, if present, as level zero. The flow meter was programmed with the characteristics of the conveyance so that flow rates and total flows could be calculated by the meter.

Outfall 16

Parts B and C Continued

Pollutant and CAS Number (if available)	Maximum Values (include units)		Average Values (include units)		Number of Storm Events Sampled	Sources of Pollutants
	Grab Sample Taken During First 30 Minutes	Flow-weighted Composite	Grab Sample Taken During First 30 Minutes	Flow-weighted Composite		
Barium 7440-39-3	0.0343 mg/l	0.0316 mg/l	0.0343 mg/l	0.0316 mg/l	1	
methylene chloride 75-09-2	<0.010 mg/l		<0.010 mg/l		1	
tetrachloroethene 127-18-4	<0.010 mg/l		<0.010 mg/l		1	
trichloroethene 79-01-6	<0.010 mg/l		<0.010 mg/l		1	
Xylenes	<0.010 mg/l		<0.010 mg/l		1	
1,2,4-trichlorobenzene 120-82-1	<0.010 mg/l	<0.010 mg/l	<0.010 mg/l	<0.010 mg/l	1	
1,2-dichlorobenzene 95-50-1	<0.010 mg/l	<0.010mg/l	<0.010 mg/l	<0.010 mg/l	1	
1,3-dichlorobenzene 541-73-1	<0.010 mg/l	<0.010 mg/l	<0.010 mg/l	<0.010 mg/l	1	
1,4-dichlorobenzene 106-46-7	<0.010 mg/l	<0.010mg/l	<0.010 mg/l	<0.010 mg/l	1	
2,4-dinitrotoluene 121-14-2	<0.010 mg/l	<0.010 mg/l	<0.010 mg/l	<0.010 mg/l	1	
2,6-dinitrotoluene 606-20-2	<0.010 mg/l	<0.010 mg/l	<0.010 mg/l	<0.010 mg/l	1	
2-chloronaphthalene 91-58-7	<0.010 mg/l	<0.010 mg/l	<0.010 mg/l	<0.010 mg/l	1	
3,3'-dichlorobenzidine 91-94-1	<0.020 mg/l	<0.020 mg/l	<0.020 mg/l	<0.020 mg/l	1	
4-bromophenylphenyl ether 101-55-3	<0.010 mg/l	<0.010mg/l	<0.010 mg/l	<0.010 mg/l	1	
4-chlorophenylphenyl ether 7005-72-3	<0.010 mg/l	<0.010 mg/l	<0.010 mg/l	<0.010 mg/l	1	
acenaphthene 83-32-9	<0.010 mg/l	<0.010 mg/l	<0.010 mg/l	<0.010 mg/l	1	
acenaphthylene 208-96-8	<0.010 mg/l	<0.010 mg/l	<0.010 mg/l	<0.010 mg/l	1	
anthracene 120-12-7	<0.010 mg/l	<0.010 mg/l	<0.010 mg/l	<0.010 mg/l	1	
benzidine 92-87-5	<0.050 mg/l	<0.050 mg/l	<0.050 mg/l	<0.050 mg/l	1	
benzo(a)anthracene 56-55-3	<0.010 mg/l	<0.010 mg/l	<0.010 mg/l	<0.010 mg/l	1	
benzo(a)pyrene 50-32-8	<0.010 mg/l	<0.010 mg/l	<0.010 mg/l	<0.010 mg/l	1	
benzo(b)fluoranthene 205-99-2	<0.010 mg/l	<0.010 mg/l	<0.010 mg/l	<0.010 mg/l	1	
benzo(ghi)perylene 191-24-2	<0.010 mg/l	<0.010 mg/l	<0.010 mg/l	<0.010 mg/l	1	
benzo(k)fluoranthene 207-08-9	<0.010 mg/l	<0.010 mg/l	<0.010 mg/l	<0.010 mg/l	1	
benzyl butyl phthalate 85-68-7	<0.010 ug/l	<0.010 mg/l	<0.010 mg/l	<0.010 mg/l	1	
bis(2-chloroethoxy)methane 111-91-1	<0.010 mg/l	<0.010 mg/l	<0.010 mg/l	<0.010 mg/l	1	
bis(2-chloroethyl)ether 111-44-4	<0.010 mg/l	<0.010 mg/l	<0.010 mg/l	<0.010 mg/l	1	
bis(2-chloroisopropyl) ether 108-60-1	<0.010 mg/l	<0.010 mg/l	<0.010 mg/l	<0.010 mg/l	1	
bis(2-ethylhexyl)phthalate 117-81-7	<0.010 mg/l	<0.010 mg/l	<0.010 mg/l	<0.010 mg/l	1	
chrysene 218-01-9	<0.010 mg/l	<0.010 mg/l	<0.010 mg/l	<0.010 mg/l	1	
di-n-butyl phthalate 84-74-2	<0.010 mg/l	<0.010 mg/l	<0.010 mg/l	<0.010 mg/l	1	
di-n-octyl phthalate 117-84-0	<0.010 mg/l	<0.010 mg/l	<0.010 mg/l	<0.010 mg/l	1	
dibenzo(a,h)anthracene 53-70-3	<0.010 mg/l	<0.010 mg/l	<0.010 mg/l	<0.010 mg/l	1	
diethyl phthalate 84-66-2	<0.010 mg/l	<0.010 mg/l	<0.010 mg/l	<0.010 mg/l	1	
dimethyl phthalate 131-11-3	<0.010 mg/l	<0.010 mg/l	<0.010 mg/l	<0.010 mg/l	1	
fluoranthene 206-44-0	<0.010 mg/l	<0.010 mg/l	<0.010 mg/l	<0.010 mg/l	1	
fluorene 86-73-7	<0.010 mg/l	<0.010 mg/l	<0.010 mg/l	<0.010 mg/l	1	
hexachlorobenzene 118-74-1	<0.010 mg/l	<0.010 mg/l	<0.010 mg/l	<0.010 mg/l	1	
hexachlorobutadiene 87-68-3	<0.010 mg/l	<0.010 mg/l	<0.010 mg/l	<0.010 mg/l	1	
hexachlorocyclopentadiene 77-47-4	<0.010 mg/l	<0.010 mg/l	<0.010 mg/l	<0.010 mg/l	1	
hexachloroethane 67-72-1	<0.010 mg/l	<0.010 mg/l	<0.010 mg/l	<0.010 mg/l	1	
indeno(1,2,3-cd)pyrene 193-39-5	<0.010 mg/l	<0.010 mg/l	<0.010 mg/l	<0.010 mg/l	1	
isophorone 78-59-1	<0.010 mg/l	<0.010 mg/l	<0.010 mg/l	<0.010 mg/l	1	
N-nitrosodi-n-propylamine 621-64-7	<0.010 mg/l	<0.010 mg/l	<0.010 mg/l	<0.010 mg/l	1	
N-nitrosodimethylamine 62-75-9	<0.010 mg/l	<0.010 mg/l	<0.010 mg/l	<0.010 mg/l	1	
N-nitrosodiphenylamine 86-30-6	<0.010 mg/l	<0.010 mg/l	<0.010 mg/l	<0.010 mg/l	1	
naphthalene 91-20-3	<0.010 mg/l	<0.010 mg/l	<0.010 mg/l	<0.010 mg/l	1	
nitrobenzene 98-95-3	<0.010 mg/l	<0.010 mg/l	<0.010 mg/l	<0.010 mg/l	1	
phenanthrene 85-01-8	<0.010 mg/l	<0.010 mg/l	<0.010 mg/l	<0.010 mg/l	1	
pyrene 129-00-0	<0.010 mg/l	<0.010 mg/l	<0.010 mg/l	<0.010 mg/l	1	
2,4,6-trichlorophenol 88-06-2	<0.030 mg/l	<0.030 mg/l	<0.030 mg/l	<0.030 mg/l	1	
2,4-dichlorophenol 120-83-2	<0.030 mg/l	<0.030 mg/l	<0.030 mg/l	<0.030 mg/l	1	
2,4-dimethylphenol 105-67-9	<0.030 mg/l	<0.030 mg/l	<0.030 mg/l	<0.030 mg/l	1	
2,4-dinitrophenol 51-28-5	<0.030 mg/l	<0.050 mg/l	<0.030 mg/l	<0.050 mg/l	1	

Outfall 16

Parts B and C Continued

Pollutant and CAS Number (if available)	Maximum Values (include units)		Average Values (include units)		Number of Storm Events Sampled	Sources of Pollutants
	Grab Sample Taken During First 30 Minutes	Flow-weighted Composite	Grab Sample Taken During First 30 Minutes	Flow-weighted Composite		
2-methyl-4,6-dinitrophenol 534-52-1	<0.030 mg/l	<0.050 mg/l	<0.030 mg/l	<0.050 mg/l	1	
2-nitrophenol 88-75-5	<0.030 mg/l	<0.030 mg/l	<0.030 mg/l	<0.030 mg/l	1	
4-chloro-3-methyl phenol 59-50-7	<0.030 mg/l	<0.030 mg/l	<0.030 mg/l	<0.030 mg/l	1	
4-nitrophenol 100-02-7	<0.030 mg/l	<0.050 mg/l	<0.030 mg/l	<0.050 mg/l	1	
pentachlorophenol 87-86-5	<0.030 mg/l	<0.050 mg/l	<0.030 mg/l	<0.050 mg/l	1	
phenol 108-95-2	<0.030 mg/l	<0.030 mg/l	<0.030 mg/l	<0.030 mg/l	1	
4,4'-DDD 72-54-8	<0.00001mg/l	<0.00001 mg/l	<0.00001 mg/l	<0.00001 mg/l	1	
4,4'-DDE 72-55-9	<0.00001 mg/l	<0.00001 mg/l	<0.00001 mg/l	<0.00001 mg/l	1	
4,4'-DDT 50-29-3	<0.00001 mg/l	<0.00001 mg/l	<0.0001 mg/l	<0.00001 mg/l	1	
aldrin 309-00-2	<0.00001 mg/l	<0.0000104mg/l	<0.00001 mg/l	<0.0000104 mg/l	1	
chlordane 57-74-9	<0.00002 mg/l	<0.00002 mg/l	<0.00002 mg/l	<0.00002 mg/l	1	
dieldrin 60-57-1	<0.00001 mg/l	<0.00001 mg/l	<0.00001 mg/l	<0.00001 mg/l	1	
endosulfan I 959-98-8	<0.00001 mg/l	<0.00001mg/l	<0.00001 mg/l	<0.00001 mg/l	1	
endosulfan II 33213-65-9	<0.00001 mg/l	<0.00001 mg/l	<0.00001 mg/l	<0.00001 mg/l	1	
endosulfan sulfate 1031-07-8	<0.00001 mg/l	<0.00001 mg/l	<0.00001 mg/l	<0.00001 mg/l	1	
endrin 72-20-8	<0.00005 mg/l	<0.00005 mg/l	<0.00005 mg/l	<0.00005 mg/l	1	
endrin aldehyde 7421-93-4	<0.00001 mg/l	<0.00001 mg/l	<0.00001 mg/l	<0.00001 mg/l	1	
heptachlor 76-44-8	<0.00001 mg/l	<0.00001mg/l	<0.00001 mg/l	<0.00001 mg/l	1	
heptachlor epoxide 1024-57-3	<0.00001 mg/l	<0.00001 mg/l	<0.00001 mg/l	<0.00001 mg/l	1	
toxaphene 8001-35-2	<0.0002 mg/l	<0.0002 mg/l	<0.0002 mg/l	<0.0002 mg/l	1	
alpha-BHC 319-84-6	0.000015 mg/l	<0.00001mg/l	0.000015 mg/l	<0.00001 mg/l	1	
beta-BHC 319-85-7	<0.00001 mg/l	<0.00001 mg/l	<0.00001 mg/l	<0.00001 mg/l	1	
delta-BHC 319-86-8	<0.00001 mg/l	<0.00001mg/l	<0.00001 mg/l	<0.00001 mg/l	1	
gamma-BHC 58-89-8	<0.00001 mg/l	<0.00001 mg/l	<0.00001 mg/l	<0.00001 mg/l	1	
2-chlorophenol 95-57-8	<0.030 mg/l	<0.030 mg/l	<0.030 mg/l	<0.030 mg/l	1	
Aroclor-1242 53469-21-9	<0.0005 mg/l	<0.0005 mg/l	<0.0005 mg/l	<0.0005 mg/l	1	
Aroclor-1254 11097-69-1	<0.0005 mg/l	<0.0005 mg/l	<0.0005 mg/l	<0.0005 mg/l	1	
Aroclor-1221 11104-28-2	<0.0005 mg/l	<0.0005 mg/l	<0.0005 mg/l	<0.0005 mg/l	1	
Aroclor-1232 11141-16-5	<0.0005 mg/l	<0.0005 mg/l	<0.0005 mg/l	<0.0005 mg/l	1	
Aroclor-1248 12672-29-6	<0.0005 mg/l	<0.0005 mg/l	<0.0005 mg/l	<0.0005 mg/l	1	
Aroclor-1260 11096-82-5	<0.0005 mg/l	<0.0005 mg/l	<0.0005 mg/l	<0.0005 mg/l	1	
Aroclor-1016 12674-11-2	<0.0005 mg/l	<0.0005 mg/l	<0.0005 mg/l	<0.0005 mg/l	1	
Cresols	<0.010 mg/l	<0.010 mg/l	<0.010 mg/l	<0.010 mg/l	1	
Acrolein	<0.010 mg/l	<0.010 mg/l	<0.010 mg/l	<0.010 mg/l	1	
Acrylonitrile	<0.010 mg/l	<0.010 mg/l	<0.010 mg/l	<0.010 mg/l	1	
1,2-diphenylhydrazine (azobenzene)	Results pending	Results pending	Results pending	Results pending	1	

EPA ID Number (copy from Item 1 of Form1)

Outfall 17

Form Approved OMB No. 2040-0086
Approval expires 5-31-92

VII. Discharge Information (continued from page 3 of Form 2F)

Part A - You must provide the results of at least one analysis for every pollutant in this table. Complete one table for each outfall. See instructions for additional details.

Pollutant and CAS Number (if available)	Maximum Values (include units)		Average Values (include units)		Number of Storm Events Sampled	Sources of Pollutants
	Grab Sample Taken During First 30 Minutes	Flow-weighted Composite	Grab Sample Taken During First 30 Minutes	Flow-weighted Composite		
Oil and Grease	2 mg/l		2 mg/l		1	
Biological Oxygen Demand (BOD5)	21 mg/l	22 mg/l	21 mg/l	22 mg/l	1	
Chemical Oxygen Demand (COD)	<5 mg/l	15 mg/l	<5 mg/l	15 mg/l	1	
Total Suspended Solids (TSS)	<5 mg/l	<5 mg/l	<5 mg/l	<5 mg/l	1	
Total Kjeldahl Nitrogen	100 mg/l	110 mg/l	100 mg/l	110 mg/l	1	
Nitrate plus Nitrite Nitrogen	28.8 mg/l	28.4 mg/l	28.8 mg/l	28.4 mg/l	1	
Total Phosphorus	<0.1 mg/l	<0.1 mg/l	<0.1 mg/l	<0.1 mg/l	1	
pH	Minimum 8.0	Maximum 8.0	Minimum 8.0	Maximum 8.0		

Part B - List each pollutant that is limited in an effluent guideline which the facility is subject to or any pollutant listed in the facility's NPDES permit for its process wastewater (if the facility is operating under an existing NPDES permit). Complete one table for each outfall. See the instructions for additional details and requirements.

Pollutant and CAS Number (if available)	Maximum Values (include units)		Average Values (include units)		Number of Storm Events Sampled	Sources of Pollutants
	Grab Sample Taken During First 30 Minutes	Flow-weighted Composite	Grab Sample Taken During First 30 Minutes	Flow-weighted Composite		
Antimony 7440-36-0	<0.010 mg/l	<0.010 mg/l	<0.010 mg/l	<0.010 mg/l	1	
Cyanide	<0.002 mg/l		<0.002 mg/l		1	
Mercury 7439-97-6	<0.0002 mg/l	<0.0002 mg/l	<0.0002 mg/l	<0.0002 mg/l	1	
Phenols	0.002 mg/l		0.002 mg/l		1	
Selenium 7782-49-2	<0.002 mg/l	<0.002 mg/l	<0.002 mg/l	<0.002 mg/l	1	
Sulfate	<10 mg/l	<10 mg/l	<10 mg/l	<10 mg/l	1	
Surfactants	<0.05 mg/l	<0.05 mg/l	<0.05 mg/l	<0.05 mg/l	1	
Aluminum 7429-90-5	<0.04 mg/l	<0.04 mg/l	<0.04 mg/l	<0.04 mg/l	1	
Arsenic 7440-38-2	<0.04 mg/l	<0.04 mg/l	<0.04 mg/l	<0.04 mg/l	1	
Boron 7440-42-8	0.009 mg/l	0.014 mg/l	0.009 mg/l	0.014 mg/l	1	
Beryllium 7440-41-7	<0.0004 mg/l	<0.0004 mg/l	<0.0004 mg/l	<0.0004 mg/l	1	
Cadmium 7440-43-9	<0.004 mg/l	<0.004 mg/l	<0.004 mg/l	<0.004 mg/l	1	
Calcium 7440-70-2	37.3 mg/l	38.7 mg/l	37.3 mg/l	38.7 mg/l	1	
Chromium 7440-47-3	<0.006 mg/l	<0.006 mg/l	<0.006 mg/l	<0.006 mg/l	1	
Cobalt 7440-48-4	0.005 mg/l	0.005 mg/l	0.005 mg/l	0.005 mg/l	1	
Copper 7440-50-8	0.057 mg/l	0.054 mg/l	0.057 mg/l	0.054 mg/l	1	
Iron 7439-89-6	<0.06 mg/l	<0.06 mg/l	<0.06 mg/l	<0.06 mg/l	1	
Lead 7439-92-1	<0.02 mg/l	<0.02 mg/l	<0.02 mg/l	<0.02 mg/l	1	
Lithium 7439-93-2	<0.02 mg/l	<0.02 mg/l	<0.02 mg/l	<0.02 mg/l	1	
Magnesium 7439-95-4	32.9 mg/l	34.4 mg/l	32.9 mg/l	34.4 mg/l	1	
Manganese 7439-96-5	0.009 mg/l	0.007 mg/l	0.009 mg/l	0.007 mg/l	1	
Molybdenum 7439-98-7	<0.006 mg/l	<0.006 mg/l	<0.006 mg/l	<0.006 mg/l	1	
Nickel 7440-02-0	<0.008 mg /l	<0.008 mg/l	<0.008 mg/l	<0.008 mg/l	1	
Potassium 7440-09-7	1.5 mg/l	1.7 mg/l	1.5 mg/l	1.7 mg/l	1	
Silver 7440-22-4	<0.006 mg/l	<0.006 mg/l	<0.006 mg/l	<0.006 mg/l	1	
Sodium 7440-23-5	2.82 mg/l	2.86 mg/l	2.82 mg/l	2.86 mg/l	1	
Titanium 7440-32-6	<0.02 mg/l	<0.02 mg/l	<0.02 mg/l	<0.02 mg/l	1	
Zinc 7440-66-6	<0.01 mg/l	<0.01 mg/l	<0.01 mg/l	<0.01 mg/l	1	

Continue on Reverse

Continued from front.

Part C- List each pollutant shown in Tables 2F-2, 2F-3, and 2F4 that you know or have reason to believe is present. See the instructions for additional details and requirements. Comple one table for each outfall.

Pollutant and CAS Number (if availible)	Maximum Values (include units)		Average Values (include units)		Number of Storm Events Sampled	Sources of Pollutants
	Grab Sample Taken During First 30 Minutes	Flow-weighted Composite	Grab Sample Taken During First 30 Minutes	Flow-weighted Composite		
1,1,1,-trichloroethane 71-55-6	<0.010 mg/l		<0.010 mg/l		1	
1,1,2,2-tetrachloroethane 79-34-5	<0.010 mg/l		<0.010 mg/l		1	
1,1,2- trichloroethane 79-00-5	<0.010 mg/l		<0.010 mg/l		1	
1,1-dichloroethane 75-34-3	<0.010 mg/l		<0.010 mg/l		1	
1,1-dichloroethylene 75-35-4	<0.010 mg/l		<0.010 mg/l		1	
1,2-dichloroethane 107-06-2	<0.010 mg/l		<0.010 mg/l		1	
1,2-dichloropropane 78-87-5	<0.010 mg/l		<0.010 mg/l		1	
2-chloroethylvinylether 110-75-8	<0.010 mg/l		<0.010 mg/l		1	
benzene 71-43-2	<0.010 mg/l		<0.010 mg/l		1	
bromodichloromethane 75-27-4	<0.010 mg/l		<0.010 mg/l		1	
bromoform 75-25-2	<0.010 mg/l		<0.010 mg/l		1	
bromomethane 74-83-9	<0.010 mg/l		<0.010 mg/l		1	
carbon tetrachloride 56-23-5	<0.010 mg/l		<0.010 mg/l		1	
chlorobenzene 108-90-7	<0.010 mg/l		<0.010 mg/l		1	
chloroethane 75-00-3	<0.010 mg/l		<0.010 mg/l		1	
chloroform 67-66-3	<0.010 mg/l		<0.010 mg/l		1	
chloromethane 74-87-3	<0.010 mg/l		<0.010 mg/l		1	
dibromochloromethane 124-48-1	<0.010 mg/l		<0.010 mg/l		1	
ethylbenzene 100-41-4	<0.010 mg/l		<0.010 mg/l		1	
toluene 108-88-3	<0.010 mg/l		<0.010 mg/l		1	
vinyl chloride 75-01-4	<0.010 mg/l		<0.010 mg/l		1	
1,3-dichloropropene 10061-01-5	<0.010 mg/l		<0.010 mg/l		1	
trans-1,2-dichloroethene 156-60-5	<0.010 mg/l		<0.010 mg/l		1	
alpha activity 12587-46-1	21 pci/l	16 pci/l	21pci/l	16 pci/l	1	
beta activity 12587-46-1	5.7 pci/l	3.6 pci/l	5.7 pci/l	3.6 pci/l	1	
focal coliform	2,020 co/.1L	81 co/.1L	2,020 co/.1L	81 co/.1L	1	
Thallium 7440-28-0	<0.001 mg/l	<0.001 mg/l	<0.001 mg/l	<0.001 mg/l	1	
Uranium 7440-61-1	0.021 mg/l	0.021 mg/l	0.021 mg/l	0.021 mg/l	1	
Gamma activity	35 pci/l	29 pci/l	35 pci/l	29 pci/l	1	

Part D- Provide data for the storm event(s) which resulted in the maximum values for the flow weighted composite sample.

1. Date of Storm Event	2. Duration of Storm (in minutes)	3. Total rainfall during storm event (in inches)	4. Number of hours between beginning of storm measured and end of previous measurable rain event	5. Maximum flow rate during rain event (gallons/min or specify units)	6. Total flow from rain event (gallons or specify units)	7. Season sample was taken	8. Form of Precipitation (rainfall, snowmelt)
8/28/92	535	0.91	124.3	43.7	1,900	Summer	Rainfall

9. Provide a description of the method of flow measurement or estimate.

An ISCO 3230 Flow meter was used to obtain water level readings. This instrument was calibrated with the normal dry weather flow, if present, as level zero. The flow meter was programmed with the characteristics of the conveyance so that flow rates and total flows could be calculated by the meter.

Outfall 17

Parts B and C Continued

Pollutant and CAS Number (if availible)	Maximum Values (include units)		Average Values (include units)		Number of Storm Events Sampled	Sources of Pollutants
	Grab Sample Taken During First 30 Minutes	Flow-weighted Composite	Grab Sample Taken During First 30 Minutes	Flow-weighted Composite		
Barium 7440-39-3	0.154 mg/l	0.160 mg/l	0.154 mg/l	0.160 mg/l	1	
methylene chloride 75-09-2	<0.010 mg/l		<0.010 mg/l		1	
tetrachloroethene 127-18-4	<0.010 mg/l		<0.010 mg/l		1	
trichloroethene 79-01-6	<0.010 mg/l		<0.010 mg/l		1	
Xylenes	<0.010 mg/l		<0.010 mg/l		1	
1,2,4-trichlorobenzene 120-82-1	<0.010 mg/l	<0.010 mg/l	<0.010 mg/l	<0.010 mg/l	1	
1,2-dichlorobenzene 95-50-1	<0.010 mg/l	<0.010 mg/l	<0.010 mg/l	<0.010 mg/l	1	
1,3-dichlorobenzene 541-73-1	<0.010 mg/l	<0.010 mg/l	<0.010 mg/l	<0.010 mg/l	1	
1,4-dichlorobenzene 106-46-7	<0.010 mg/l	<0.010 mg/l	<0.010 mg/l	<0.010 mg/l	1	
2,4-dinitrotoluene 121-14-2	<0.010 mg/l	<0.010 mg/l	<0.010 mg/l	<0.010 mg/l	1	
2,6-dinitrotoluene 606-20-2	<0.010 mg/l	<0.010 mg/l	<0.010 mg/l	<0.010 mg/l	1	
2-chloronaphthalene 91-58-7	<0.010 mg/l	<0.010 mg/l	<0.010 mg/l	<0.010 mg/l	1	
3,3'-dichlorobenzidine 91-94-1	<0.010 mg/l	<0.010 mg/l	<0.010 mg/l	<0.010 mg/l	1	
4-bromophenylphenyl ether 101-55-3	<0.010 mg/l	<0.010 mg/l	<0.010 mg/l	<0.010 mg/l	1	
4-chlorophenylphenyl ether 7005-72-3	<0.010 mg/l	<0.010 mg/l	<0.010 mg/l	<0.010 mg/l	1	
acenaphthene 83-32-9	<0.010 mg/l	<0.010 mg/l	>0.010 mg/l	<0.010 mg/l	1	
acenaphthylene 208-96-8	<0.010 mg/l	<0.010 mg/l	<0.010 mg/l	<0.010 mg/l	1	
anthracene 120-12-7	<0.010 mg/l	<0.010 mg/l	<0.010 mg/l	<0.010 mg/l	1	
benzidine 92-87-5	<0.030 mg/l	<0.030 mg/l	<0.030 mg/l	<0.030 mg/l	1	
benzo(a)anthracene 56-55-3	<0.010 mg/l	<0.010 mg/l	<0.010 mg/l	<0.010 mg/l	1	
benzo(a)pyrene 50-32-8	<0.010 mg/l	<0.010 mg/l	<0.010 mg/l	<0.010 mg/l	1	
benzo(b)fluoranthene 205-99-2	<0.010 mg/l	<0.010 mg/l	<0.010 mg/l	<0.010 mg/l	1	
benzo(ghi)perylene 191-24-2	<0.010 mg/l	<0.010 mg/l	<0.010 mg/l	<0.010 mg/l	1	
benzo(k)fluoranthene 207-08-9	<0.010 mg/l	<0.010 mg/l	<0.010 mg/l	<0.010 mf/l	1	
benzyl butyl phthalate 85-68-7	<0.010 mg/l	<0.010 mg/l	<0.010 mg/l	<0.010 mg/l	1	
bis(2-chloroethoxy)methane 111-91-1	<0.010 mg/l	<0.010 mg/l	<0.010 mg/l	<0.010 mg/l	1	
bis(2-chloroethyl)ether 111-44-4	<0.010 mg/l	<0.010 mg/l	<0.010 mg/l	<0.010 mg/l	1	
bis(2-chloroisopropyl) ether 108-60-1	<0.010 mg/l	<0.010 mg/l	<0.010 mg/l	<0.010 mg/l	1	
bis(2-ethylhexyl)phthalate 117-81-7	<0.010 mg/l	<0.010 mg/l	<0.010 mg/l	<0.010 mg/l	1	
chrysene 218-01-9	<0.010 mg/l	<0.010 mg/l	<0.010 mg/l	<0.010 mg/l	1	
di-n-butyl phthalate 84-74-2	<0.010 mg/l	<0.010 mg/l	<0.010 mg/l	<0.010 mg/l	1	
di-n-octyl phthalate 117-84-0	<0.010 mg/l	<0.010 mg/l	<0.010 mg/l	<0.010 mg/l	1	
dibenzo(a,h)anthracene 53-70-3	<0.010 mg/l	<0.010 mg/l	<0.010 mg/l	<0.010 mg/l	1	
diethyl phthalate 84-66-2	<0.010 mg/l	<0.010 mg/l	<0.010 mg/l	<0.010 mg/l	1	
dimethyl phthalate 131-11-3	<0.010 mg/l	<0.010 mg/l	<0.010 mg/l	<0.010 mg/l	1	
fluoranthene 206-44-0	<0.010 mg/l	<0.010 mg/l	<0.010 mg/l	<0.010 mg/l	1	
fluorene 86-73-7	<0.010 mg/l	<0.010 mg/l	<0.010 mg/l	<0.010 mg/l	1	
hexachlorobenzene 118-74-1	<0.010 mg/l	<0.010 mg/l	<0.010 mg/l	<0.010 mg/l	1	
hexachlorobutadiene 87-68-3	<0.010 mg/l	<0.010 mg/l	<0.010 mg/l	<0.010 mg/l	1	
hexachlorocyclopentadiene 77-47-4	<0.010 mg/l	<0.010 mg/l	<0.010 mg/l	<0.010 mg/l	1	
hexachloroethane 67-72-1	<0.010 mg/l	<0.010 mg/l	<0.010 mg/l	<0.010 mg/l	1	
indeno(1,2,3-cd)pyrene 193-39-5	<0.010 mg/l	<0.010 mg/l	<0.010 mg/l	<0.010 mg/l	1	
isophorone 78-59-1	<0.010 mg/l	<0.010 mg/l	<0.010 mg/l	<0.010 mg/l	1	
N-nitrosodi-n-propylamine 621-64-7	<0.010 mg/l	<0.010 mg/l	<0.010 mg/l	<0.010 mg/l	1	
N-nitrosodimethylamine 62-75-9	<0.010 mg/l	<0.010 mg/l	<0.010 mg/l	<0.010 mg/l	1	
N-nitrosodiphenylamine 86-30-6	<0.010 mg/l	<0.010 mg/l	<0.010 mg/l	<0.010 mg/l	1	
naphthalene 91-20-3	<0.010 mg/l	<0.010 mg/l	<0.010 mg/l	<0.010 mg/l	1	
nitrobenzene 98-95-3	<0.010 mg/l	<0.010 mg/l	<0.010 mg/l	<0.010 mg/l	1	
phenanthrene 85-01-8	<0.010 mg/l	<0.010 mg/l	<0.010 mg/l	<0.010 mg/l	1	
pyrene 129-00-0	<0.010 mg/l	<0.010 mg/l	<0.010 mg/l	<0.010 mg/l	1	
2,4,6-trichlorophenol 88-06-2	<0.030 mg/l	<0.030 mg/l	<0.030 mg/l	<0.030 mg/l	1	
2,4-dichlorophenol 120-83-2	<0.030 mg/l	<0.030 mg/l	<0.030 mg/l	<0.030 mg/l	1	
2,4-dimethylphenol 105-67-9	<0.030 mg/l	<0.030 mg/l	<0.030 mg/l	<0.030 mg/l	1	
2,4-dinitrophenol 51-28-5	<0.030 mg/l	<0.030 mg/l	<0.030 mg/l	<0.030 mg/l	1	

Outfall 17

Parts B and C Continued

Pollutant and CAS Number (if availible)	Maximum Values (include units)		Average Values (include units)		Number of Storm Events Sampled	Sources of Pollutants
	Grab Sample Taken During First 30 Minutes	Flow-weighted Composite	Grab Sample Taken During First 30 Minutes	Flow-weighted Composite		
2-methyl-4,6-dinitrophenol 534-52-1	<0.030 mg/l	<0.030 mg/l	<0.030 mg/l	<0.030 mg/l		
2-nitrophenol 88-75-5	<0.030 mg/l	<0.030 mg/l	<0.030 mg/l	<0.030 mg/l		
4-chloro-3-methyl phenol 59-50-7	<0.030 mg/l	<0.030 mg/l	<0.030 mg/l	<0.030 mg/l		
4-nitrophenol 100-02-7	<0.030 mg/l	<0.030 mg/l	<0.030 mg/l	<0.030 mg/l		
pentachlorophenol 87-86-5	<0.030 mg/l	<0.030 mg/l	<0.030 mg/l	<0.030 mg/l		
phenol 108-95-2	<0.030 mg/l	<0.030 mg/l	<0.030 mg/l	<0.030 mg/l		
4,4'--DDD 72-54-8	<0.00001 mg/l	<0.00001 mg/l	<0.00001 mg/l	<0.00001 mg/l		
4,4'--DDE 72-55-9	<0.00001 mg/l	<0.00001 mg/l	<0.00001 mg/l	<0.00001 mg/l		
4,4'-DDT 50-29-3	<0.00004 mg/l	<0.00004 mg/l	<0.00004 mg/l	<0.00004 mg/l		
aldrin 309-00-2	<0.00001 mg/l	<0.00001 mg/l	<0.00001 mg/l	<0.00001 mg/l		
chlordane 57-74-9	<0.00006 mg/l	<0.00006 mg/l	<0.00006 mg/l	<0.00006 mg/l		
dieldrin 60-57-1	<0.00001 mg/l	<0.00001 mg/l	<0.00001 mg/l	<0.00001 mg/l		
endosulfan I 959-98-8	<0.00001 mg/l	<0.00001 mg/l	<0.00001 mg/l	<0.00001 mg/l		
endosulfan II 33213-65-9	<0.00001 mg/l	<0.00001 mg/l	<0.00001 mg/l	<0.00001 mg/l		
endosulfan sulfate 1031-07-8	<0.00004 mg/l	<0.00004 mg/l	<0.00004 mg/l	<0.00004 mg/l		
endrin 72-20-8	<0.00005 mg/l	<0.00005 mg/l	<0.00005 mg/l	<0.00005 mg/l		
endrin aldehyde 7421-93-4	<0.00004 mg/l	<0.00004 mg/l	<0.00004 mg/l	<0.00004 mg/l		
heptachlor 76-44-8	<0.00001 mg/l	<0.00001 mg/l	<0.00001 mg/l	<0.00001 mg/l		
heptachlor epoxide 1024-57-3	<0.00001 mg/l	<0.00001 mg/l	<0.00001 mg/l	<0.00001 mg/l		
toxaphene 8001-35-2	<0.0006 mg/l	<0.0004 mg/l	<0.0006 mg/l	<0.0004 mg/l		
alpha-BHC 319-84-6	<0.00001 mg/l	<0.00001 mg/l	<0.00001 mg/l	<0.00001 mg/l		
beta-BHC 319-85-7	<0.00001 mg/l	<0.00001 mg/l	<0.00001 mg/l	<0.00001 mg/l		
delta-BHC 319-86-8	<0.00001 mg/l	<0.00001 mg/l	<0.00001 mg/l	<0.00001 mg/l		
gamma-BHC 58-89-8	<0.00001 mg/l	<0.00001 mg/l	<0.00001 mg/l	<0.00001 mg/l		
2-chlorophenol 95-57-8	<0.030 mg/l	<0.030 mg/l	<0.030 mg/l	<0.030 mg/l		
Aroclor-1242 53469-21-9	<0.0005 mg/l	<0.0005 mg/l	<0.0005 mg/l	<0.0005 mg/l		
Aroclor-1254 11097-69-1	<0.0005 mg/l	<0.0005 mg/l	<0.0005 mg/l	<0.0005 mg/l		
Aroclor-1221 11104-28-2	<0.0005 mg/l	<0.0005 mg/l	<0.0005 mg/l	<0.0005 mg/l		
Aroclor-1232 11141-16-5	<0.0005 mg/l	<0.0005 mg/l	<0.0005 mg/l	<0.0005 mg/l		
Aroclor-1248 12672-29-6	<0.0005 mg/l	<0.0005 mg/l	<0.0005 mg/l	<0.0005 mg/l		
Aroclor-1260 11096-82-5	<0.0005 mg/l	<0.0005 mg/l	<0.0005 mg/l	<0.0005 mg/l		
Aroclor-1016 12674-11-2	<0.0005 mg/l	<0.0005 mg/l	<0.0005 mg/l	<0.0005 mg/l		
Cresols	<0.010 mg/l	<0.010 mg/l	<0.010 mg/l	<0.010 mg/l		
Acrolein	<0.020 mg/l	<0.010 mg/l	<0.020 mg/l	<0.010 mg/l		
Acrylonitrile	<0.020 mg/l	<0.010 mg/l	<0.020 mg/l	<0.010 mg/l		
1,2-diphenylhydrazine (azobenzene)	Results Pending	Results Pending	Results Pending	Results Pending		

EPA ID Number (copy from Item 1 of Form1)

Outfall 18

Form Approved OMB No. 2040-0086
Approval expires 5-31-92

VII. Discharge Information (continued from page 3 of Form 2F)

Part A - You must provide the results of at least one analysis for every pollutant in this table. Complete one table for each outfall. See instructions for additional details.

Pollutant and CAS Number (if available)	Maximum Values (include units)		Average Values (include units)		Number of Storm Events Sampled	Sources of Pollutants
	Grab Sample Taken During First 30 Minutes	Flow-weighted Composite	Grab Sample Taken During First 30 Minutes	Flow-weighted Composite		
Oil and Grease	<2 mg/l		<2 mg/l		1	
Biological Oxygen Demand (BOD5)	<5 mg/l	56.4 mg/l	<5 mg/l	56.4 mg/l	1	
Chemical Oxygen Demand (COD)	32 mg/l	9.7 mg/l	32 mg/l	9.7 mg/l	1	
Total Suspended Solids (TSS)	88 mg/l	<5 mg/l	88 mg/l	<5 mg/l	1	
Total Kjeldahl Nitrogen	0.6 mg/l	<0.2 mg/l	0.6mg/l	<0.2 mg/l	1	
Nitrate plus Nitrite Nitrogen	2.1 mg/l	0.61 mg/l	2.1 mg/l	0.61 mg/l	1	
Total Phosphorus	0.19 mg/l	<0.1 mg/l	0.19 mg/l	<0.1 mg/l	1	
pH	Minimum 7.4	Maximum 7.4	Minimum 7.4	Maximum 7.4		

Part B - List each pollutant that is limited in an effluent guideline which the facility is subject to or any pollutant listed in the facility's NPDES permit for its process wastewater (if the facility is operating under an existing NPDES permit). Complete one table for each outfall. See the instructions for additional details and requirements.

Pollutant and CAS Number (if available)	Maximum Values (include units)		Average Values (include units)		Number of Storm Events Sampled	Sources of Pollutants
	Grab Sample Taken During First 30 Minutes	Flow-weighted Composite	Grab Sample Taken During First 30 Minutes	Flow-weighted Composite		
Antimony 7440-36-0	<0.003 mg/l	<0.04 mg/l	<0.003 mg/l	<0.04 mg/l	1	
Cyanide	0.004 mg/l		0.004 mg/l		1	
Mercury 7439-97-6	<0.0002 mg/l	<0.0002 mg/l	<0.0002 mg/l	<0.0002 mg/l	1	
Phenols	0.002 mg/l		0.002 mg/l		1	
Selenium 7782-49-2	<0.002 mg/l	<0.002 mg/l	<0.002 mg/l	<0.002 mg/l	1	
Sulfate	36 mg/l	17 mg/l	36 mg/l	17 mg/l	1	
Surfactants	0.07 mg/l	<0.05 mg/l	0.07 mg/l	<0.05 mg/l	1	
Aluminum 7429-90-5	1.40 mg/l	0.26 mg/l	1.40 mg/l	0.26 mg/l	1	
Arsenic 7440-38-2	<0.04 mg/l	<0.04 mg/l	<0.04 mg/l	<0.04 mg/l	1	
Boron 7440-42-8	0.040 mg/l	0.053 mg/l	0.040 mg/l	0.053 mg/l	1	
Beryllium 7440-41-7	<0.0004 mg/l	<0.0004 mg/l	<0.0004 mg/l	<0.0004 mg/l	1	
Cadmium 7440-43-9	<0.004 mg/l	<0.004 mg/l	<0.004 mg/l	<0.004 mg/l	1	
Calcium 7440-70-2	46.8 mg/l	27.6 mg/l	46.8 mg/l	27.6 mg/l	1	
Chromium 7440-47-3	<0.006 mg/l	<0.006 mg/l	<0.006 mg/l	<0.006 mg/l	1	
Cobalt 7440-48-4	<0.002 mg/l	<0.002 mg/l	<0.002 mg/l	<0.002 mg/l	1	
Copper 7440-50-8	0.011 mg/l	<0.006 mg/l	0.011 mg/l	<0.006 mg/l	1	
Iron 7439-89-6	1.51 mg/l	0.25 mg/l	1.51 mg/l	0.25 mg/l	1	
Lead 7439-92-1	<0.02 mg/l	<0.02 mg/l	<0.02 mg/l	<0.02 mg/l	1	
Lithium 7439-93-2	<0.02 mg/l	<0.02 mg/l	<0.02 mg/l	<0.02 mg/l	1	
Magnesium 7439-95-4	7.35 mg/l	4.06 mg/l	7.35 mg/l	4.06 mg/l	1	
Manganese 7439-96-5	0.032 mg/l	0.006 mg/l	0.032 mg/l	0.006 mg/l	1	
Molybdenum 7439-98-7	<0.006 mg/l	<0.006 mg/l	<0.006 mg/l	<0.006 mg/l	1	
Nickel 7440-02-0	<0.008 mg/l	<0.008 mg/l	<0.008 mg/l	<0.008 mg/l	1	
Potassium 7440-09-7	1.5 mg/l	0.5 mg/l	1.5 mg/l	0.5 mg/l	1	
Silver 7440-22-4	<0.006 mg/l	<0.006 mg/l	<0.006 mg/l	<0.006 mg/l	1	
Sodium 7440-23-5	26.6 mg/l	2.55 mg/l	26.6 mg/l	2.55 mg/l	1	
Titanium 7440-32-6	0.02 mg/l	<0.01 mg/l	0.02 mg/l	<0.01 mg/l	1	
Zinc 7440-66-6	0.36 mg/l	0.07 mg/l	0.36 mg/l	0.07 mg/l	1	

Continue on Reverse

Continued from front.

Part C- List each pollutant shown in Tables 2F-2, 2F-3, and 2F4 that you know or have reason to believe is present. See the instructions for additional details and requirements. Complete one table for each outfall.

Pollutant and CAS Number (if available)	Maximum Values (include units)		Average Values (include units)		Number of Storm Events Sampled	Sources of Pollutants
	Grab Sample Taken During First 30 Minutes	Flow-weighted Composite	Grab Sample Taken During First 30 Minutes	Flow-weighted Composite		
1,1,1,-trichloroethane 71-55-6	<0.010 mg/l		<0.010 mg/l		1	
1,1,2,2-tetrachloroethane 79-34-5	<0.010 mg/l		<0.010 mg/l		1	
1,1,2- trichloroethane 79-00-5	<0.010 mg/l		<0.010 mg/l		1	
1,1-dichloroethane 75-34-3	<0.010 mg/l		<0.010 mg/l		1	
1,1-dichloroethylene 75-35-4	<0.010 mg/l		<0.010 mg/l		1	
1,2-dichloroethane 107-06-2	<0.010 mg/l		<0.010 mg/l		1	
1,2-dichloropropane 78-87-5	<0.010 mg/l		<0.010 mg/l		1	
2-chloroethylvinylether 110-75-8	<0.010 mg/l		<0.010 mg/l		1	
benzene 71-43-2	<0.010 mg/l		<0.010 mg/l		1	
bromodichloromethane 75-27-4	<0.010 mg/l		<0.010 mg/l		1	
bromoform 75-25-2	<0.010 mg/l		<0.010 mg/l		1	
bromomethane 74-83-9	<0.010 mg/l		<0.010 mg/l		1	
carbon tetrachloride 56-23-5	<0.010 mg/l		<0.010 mg/l		1	
chlorobenzene 108-90-7	<0.010 mg/l		<0.010 mg/l		1	
chloroethane 75-00-3	<0.010 mg/l		<0.010 mg/l		1	
chloroform 67-66-3	<0.010 mg/l		<0.010 mg/l		1	
chloromethane 74-87-3	<0.010 mg/l		<0.010 mg/l		1	
dibromochloromethane 124-48-1	<0.010 mg/l		<0.010 mg/l		1	
ethylbenzene 100-41-4	<0.010 mg/l		<0.010 mg/l		1	
toluene 108-88-3	<0.010 mg/l		<0.010 mg/l		1	
vinyl chloride 75-01-4	<0.010 mg/l		<0.010 mg/l		1	
1,3-dichloropropene 10061-01-5	<0.010 mg/l		<0.010 mg/l		1	
trans-1,2-dichloroethene 156-60-5	<0.010 mg/l		<0.010 mg/l		1	
alpha activity 12587-46-1	2.7 pci/l	7.7 pci/l	2.7 pci/l	7.7 pci/l	1	
beta activity 12587-46-1	11 pci/l	4.4 pci/l	11 pci/l	4.4 pci/l	1	
fecal coliform	57 co/.1L	<1 co/.1L	57 co/.1L	<1 co/.1L	1	
Thallium 7440-28-0	<0.001 mg/l	<0.001 mg/l	<0.001 mg/l	<0.001 mg/l	1	
Uranium 7440-61-1	0,010 mg/l	0.010 mg/l	0.010 mg/l	0.010 mg/l	1	
Gamma activity	1.2 pci/l	58 pci/l	1.2 pci/l	58 pci/l	1	

Part D- Provide data for the sorm event(s) which resulted in the maximum values for the flow weighted composite sample.

1. Date of Storm Event	2. Duration of Storm (in minutes)	3. Total rainfall during storm event (in inches)	4. Number of hours between beginning of storm measured and end of previous measurable rain event	5. Maximum flow rate during rain event (gallons/min or specify units)	6. Total flow from rain event (gallons or specify units)	7. Season sample was taken	8. Form of Precipitation (rainfall, snowmelt)
3/6/92	420	0.76	138.9	3.4	715	Winter	Rainfall

9. Provide a description of the method of flow measurement or estimate.

An ISCO 3230 Flow meter was used to obtain water level readings. This instrument was calibrated with the normal dry weather flow, if present, as leve zero. The flow meter was programmed with the characteristics of the conveyance so that flow rates and total flows could be calculated by the meter.

Outfall 18

Parts B and C Continued

Pollutant and CAS Number (if available)	Maximum Values (include units)		Average Values (include units)		Number of Storm Events Sampled	Sources of Pollutants
	Grab Sample Taken During First 30 Minutes	Flow-weighted Composite	Grab Sample Taken During First 30 Minutes	Flow-weighted Composite		
Barium 7440-39-3	0.0592 mg/l	0.0299 mg/l	0.0592 mg/l	0.0299 mg/l	1	
methylene chloride 75-09-2	<0.010 mg/l		<0.010 mg/l		1	
tetrachloroethene 127-18-4	<0.010 mg/l		<0.010 mg/l		1	
trichloroethene 79-01-6	<0.010 mg/l		<0.010 mg/l		1	
Xylenes	<0.010 mg/l		<0.010 mg/l		1	
1,2,4-trichlorobenzene 120-82-1	<0.010 mg/l	<0.010 mg/l	<0.010 mg/l	<0.010 mg/l	1	
1,2-dichlorobenzene 95-50-1	<0.010 mg/l	<0.010mg/l	<0.010 mg/l	<0.010 mg/l	1	
1,3-dichlorobenzene 541-73-1	<0.010 mg/l	<0.010 mg/l	<0.010 mg/l	<0.010 mg/l	1	
1,4-dichlorobenzene 106-46-7	<0.010 mg/l	<0.010mg/l	<0.010 mg/l	<0.010 mg/l	1	
2,4-dinitrotoluene 121-14-2	<0.010 mg/l	<0.010 mg/l	<0.010 mg/l	<0.010 mg/l	1	
2,6-dinitrotoluene 606-20-2	<0.010 mg/l	<0.010 mg/l	<0.010 mg/l	<0.010 mg/l	1	
2-chloronaphthalene 91-58-7	<0.010 mg/l	<0.010 mg/l	<0.010 mg/l	<0.010 mg/l	1	
3,3'-dichlorobenzidine 91-94-1	<0.010 mg/l	<0.020 mg/l	<0.010 mg/l	<0.020 mg/l	1	
4-bromophenylphenyl ether 101-55-3	<0.010 mg/l	<0.010mg/l	<0.010 mg/l	<0.010 mg/l	1	
4-chlorophenylphenyl ether 7005-72-3	<0.010 mg/l	<0.010 mg/l	<0.010 mg/l	<0.010 mg/l	1	
acenaphthene 83-32-9	<0.010 mg/l	<0.010 mg/l	<0.010 mg/l	<0.010 mg/l	1	
acenaphthylene 208-96-8	<0.010 mg/l	<0.010 mg/l	<0.010 mg/l	<0.010 mg/l	1	
anthracene 120-12-7	<0.010 mg/l	<0.010 mg/l	<0.010 mg/l	<0.010 mg/l	1	
benzidine 92-87-5	<0.030 mg/l	<0.050 mg/l	<0.030 mg/l	<0.050 mg/l	1	
benzo(a)anthracene 56-55-3	<0.010 mg/l	<0.010 mg/l	<0.010 mg/l	<0.010 mg/l	1	
benzo(a)pyrene 50-32-8	<0.010 mg/l	<0.010 mg/l	<0.010 mg/l	<0.010 mg/l	1	
benzo(b)fluoranthene 205-99-2	<0.010 mg/l	<0.010 mg/l	<0.010 mg/l	<0.010 mg/l	1	
benzo(ghi)perylene 191-24-2	<0.010 mg/l	<0.010 mg/l	<0.010 mg/l	<0.010 mg/l	1	
benzo(k)fluoranthene 207-08-9	<0.010 mg/l	<0.010 mg/l	<0.010 mg/l	<0.010 mg/l	1	
benzyl butyl phthalate 85-68-7	<0.010 mg/l	<0.010 mg/l	<0.010 mg/l	<0.010 mg/l	1	
bis(2-chloroethoxy)methane 111-91-1	<0.010 mg/l	<0.010 mg/l	<0.010 mg/l	<0.010 mg/l	1	
bis(2-chloroethyl)ether 111-44-4	<0.010 mg/l	<0.010 mg/l	<0.010 mg/l	<0.010 mg/l	1	
bis(2-chloroisopropyl) ether 108-60-1	<0.010 mg/l	<0.010 mg/l	<0.010 mg/l	<0.010 mg/l	1	
bis(2-ethylhexyl)phthalate 117-81-7	<0.010 mg/l	<0.010 mg/l	<0.010 mg/l	<0.010 mg/l	1	
chrysene 218-01-9	<0.010 mg/l	<0.010 mg/l	<0.010 mg/l	<0.010 mg/l	1	
di-n-butyl phthalate 84-74-2	<0.010 mg/l	<0.010 mg/l	<0.010 mg/l	<0.010 mg/l	1	
di-n-octyl phthalate 117-84-0	<0.010 mg/l	<0.010 mg/l	<0.010 mg/l	<0.010 mg/l	1	
dibenzo(a,h)anthracene 53-70-3	<0.010 mg/l	<0.010 mg/l	<0.010 mg/l	<0.010 mg/l	1	
diethyl phthalate 84-66-2	<0.010 mg/l	<0.010 mg/l	<0.010 mg/l	<0.010 mg/l	1	
dimethyl phthalate 131-11-3	<0.010 mg/l	<0.010 mg/l	<0.010 mg/l	<0.010 mg/l	1	
fluoranthene 206-44-0	<0.010 mg/l	<0.010 mg/l	<0.010 mg/l	<0.010 mg/l	1	
fluorene 86-73-7	<0.010 mg/l	<0.010 mg/l	<0.010 mg/l	<0.010 mg/l	1	
hexachlorobenzene 118-74-1	<0.010 mg/l	<0.010 mg/l	<0.010 mg/l	<0.010 mg/l	1	
hexachlorobutadiene 87-68-3	<0.010 mg/l	<0.010 mg/l	<0.010 mg/l	<0.010 mg/l	1	
hexachlorocyclopentadiene 77-47-4	<0.010 mg/l	<0.010 mg/l	<0.010 mg/l	<0.010 mg/l	1	
hexachloroethane 67-72-1	<0.010 mg/l	<0.010 mg/l	<0.010 mg/l	<0.010 mg/l	1	
indeno(1,2,3-cd)pyrene 193-39-5	<0.010 mg/l	<0.010 mg/l	<0.010 mg/l	<0.010 mg/l	1	
isophorone 78-59-1	<0.010 mg/l	<0.010 mg/l	<0.010 mg/l	<0.010 mg/l	1	
N-nitrosodi-n-propylamine 621-64-7	<0.010 mg/l	<0.010 mg/l	<0.010 mg/l	<0.010 mg/l	1	
N-nitrosodimethylamine 62-75-9	<0.010 mg/l	<0.010 mg/l	<0.010 mg/l	<0.010 mg/l	1	
N-nitrosodiphenylamine 86-30-6	<0.010 mg/l	<0.010 mg/l	<0.010 mg/l	<0.010 mg/l	1	
naphthalene 91-20-3	<0.010 mg/l	<0.010 mg/l	<0.010 mg/l	<0.010 mg/l	1	
nitrobenzene 98-95-3	<0.010 mg/l	<0.010 mg/l	<0.010 mg/l	<0.010 mg/l	1	
phenanthrene 85-01-8	<0.010 mg/l	<0.010 mg/l	<0.010 mg/l	<0.010 mg/l	1	
pyrene 129-00-0	<0.010 mg/l	<0.010 mg/l	<0.010 mg/l	<0.010 mg/l	1	
2,4,6-trichlorophenol 88-06-2	<0.030 mg/l	<0.030 mg/l	<0.030 mg/l	<0.030 mg/l	1	
2,4-dichlorophenol 120-83-2	<0.030 mg/l	<0.030 mg/l	<0.030 mg/l	<0.030 mg/l	1	
2,4-dimethylphenol 105-67-9	<0.030 mg/l	<0.030 mg/l	<0.030 mg/l	<0.030 mg/l	1	
2,4-dinitrophenol 51-28-5	<0.030 mg/l	<0.050 mg/l	<0.030 mg/l	<0.050 mg/l	1	

Outfall 18

Parts B and C Continued

Pollutant and CAS Number (if availible)	Maximum Values (include units)		Average Values (include units)		Number of Storm Events Sampled	Sources of Pollutants
	Grab Sample Taken During First 30 Minutes	Flow-weighted Composite	Grab Sample Taken During First 30 Minutes	Flow-weighted Composite		
2-methyl-4,6-dinitrophenol 534-52-1	<0.030 mg/l	<0.050 mg/l	<0.030 mg/l	<0.050 mg/l	1	
2-nitrophenol 88-75-5	<0.030 mg/l	<0.030 mg/l	<0.030 mg/l	<0.030 mg/l	1	
4-chloro-3-methyl phenol 59-50-7	<0.030 mg/l	<0.030 mg/l	<0.030 mg/l	<0.030 mg/l	1	
4-nitrophenol 100-02-7	<0.030 mg/l	<0.050 mg/l	<0.030 mg/l	<0.050 mg/l	1	
pentachlorophenol 87-86-5	<0.030 mg/l	<0.050 mg/l	<0.030 mg/l	<0.050 mg/l	1	
phenol 108-95-2	<0.030 mg/l	<0.030 mg/l	<0.030 mg/l	<0.030 mg/l	1	
4,4'-DDD 72-54-8	<0.00001mg/l	<0.00001mg/l	<0.00001 mg/l	<0.00001 mg/l	1	
4,4'-DDE 72-55-9	<0.00001 mg/l	<0.00001mg/l	<0.00001 mg/l	<0.00001 mg/l	1	
4,4'-DDT 50-29-3	<0.00001 mg/l	<0.00001mg/l	<0.00001 mg/l	<0.00001 mg/l	1	
aldrin 309-00-2	<0.00001 mg/l	<0.00001mg/l	<0.00001 mg/l	<0.00001 mg/l	1	
chlordane 57-74-9	<0.00002 mg/l	<0.00002 mg/l	<0.00002 mg/l	<0.00002 mg/l	1	
dieldrin 60-57-1	<0.00001 mg/l	<0.00001mg/l	<0.00001 mg/l	<0.00001 mg/l	1	
endosulfan I 959-98-8	<0.00001 mg/l	<0.00001mg/l	<0.00001 mg/l	<0.00001 mg/l	1	
endosulfan II 33213-65-9	<0.00001 mg/l	<0.00001mg/l	<0.00001 mg/l	<0.00001 mg/l	1	
endosulfan sulfate 1031-07-8	<0.00001 mg/l	<0.00001mg/l	<0.00001 mg/l	<0.00001 mg/l	1	
endrin 72-20-8	<0.00005 mg/l	<0.00005 mg/l	<0.00005 mg/l	<0.00005 mg/l	1	
endrin aldehyde 7421-93-4	<0.00001 mg/l	<0.00001 mg/l	<0.00001 mg/l	<0.00001 mg/l	1	
heptachlor 76-44-8	<0.00001 mg/l	<0.00001mg/l	<0.00001 mg/l	<0.00001 mg/l	1	
heptachlor epoxide 1024-57-3	<0.00001 mg/l	<0.00001mg/l	<0.00001 mg/l	<0.00001 mg/l	1	
toxaphene 8001-35-2	<0.0002 mg/l	<0.0002 mg/l	<0.0002 mg/l	<0.0002 mg/l	1	
alpha-BHC 319-84-6	<0.00001 mg/l	<0.00001mg/l	<0.00001 mg/l	<0.00001 mg/l	1	
beta-BHC 319-85-7	<0.00001 mg/l	<0.00001mg/l	<0.00001 mg/l	<0.00001 mg/l	1	
delta-BHC 319-86-8	<0.00001 mg/l	<0.00001mg/l	<0.00001 mg/l	<0.00001 mg/l	1	
gamma-BHC 58-89-8	<0.00001 mg/l	<0.00001 mg/l	<0.00001 mg/l	<0.00001 mg/l	1	
2-chlorophenol 95-57-8	<0.030 mg/l	<0.030 mg/l	<0.030 mg/l	<0.030 mg/l	1	
Aroclor-1242 53469-21-9	<0.0005 mg/l	<0.0005 mg/l	<0.0005 mg/l	<0.0005 mg/l	1	
Aroclor-1254 11097-69-1	<0.0005 mg/l	<0.0005 mg/l	<0.0005 mg/l	<0.0005 mg/l	1	
Aroclor-1221 11104-28-2	<0.0005 mg/l	<0.0005 mg/l	<0.0005 mg/l	<0.0005 mg/l	1	
Aroclor-1232 11141-16-5	<0.0005 mg/l	<0.0005 mg/l	<0.0005 mg/l	<0.0005 mg/l	1	
Aroclor-1248 12672-29-6	<0.0005 mg/l	<0.0005 mg/l	<0.0005 mg/l	<0.0005 mg/l	1	
Aroclor-1260 11096-82-5	<0.0005 mg/l	<0.0005 mg/l	<0.0005 mg/l	<0.0005 mg/l	1	
Aroclor-1016 12674-11-2	<0.0005 mg/l	<0.0005 mg/l	<0.0005 mg/l	<0.0005 mg/l	1	
Cresols	<0.010 mg/l	<0.010 mg/l	<0.010 mg/l	<0.010 mg/l	1	
Acrolein	<0.010 mg/l	<0.010 mg/l	<0.010 mg/l	<0.010 mg/l	1	
Acrylonitrile	<0.010 mg/l	<0.010 mg/l	<0.010 mg/l	<0.010 mg/l	1	
1,2-diphenylhydrazine (azobenzene)	Results pending	Results pending	Results pending	Results pending	1	

EPA ID Number (copy from Item 1 of Form1)

Outfall 19

Form Approved OMB No. 2040-0086
Approval expires 5-31-92

VII. Discharge Information (continued from page 3 of Form 2F)

Part A - You must provide the results of at least one analysis for every pollutant in this table. Complete one table for each outfall. See instructions for additional details.

Pollutant and CAS Number (if availible)	Maximum Values (include units)		Average Values (include units)		Number of Storm Events Sampled	Sources of Pollutants
	Grab Sample Taken During First 30 Minutes	Flow-weighted Composite	Grab Sample Taken During First 30 Minutes	Flow-weighted Composite		
Oil and Grease	3 mg/l		3 mg/l		1	
Biological Oxygen Demand (BOD5)	9.15 mg/l	<5 mg/l	9.15 mg/l	<5 mg/l	1	
Chemical Oxygen Demand (COD)	60 mg/l	23 mg/l	60 mg/l	23 mg/l	1	
Total Suspended Solids (TSS)	72 mg/l	12 mg/l	72 mg/l	12 mg/l	1	
Total Kjeldahl Nitrogen	1.0 mg/l	0.5 mg/l	1.0 mg/l	0.5 mg/l	1	
Nitrate plus Nitrite Nitrogen	0.67 mg/l	0.94 mg/l	0.67 mg/l	0.94 mg/l	1	
Total Phosphorus	0.12 mg/l	<0.1 mg/l	0.12 mg/l	<0.1 mg/l	1	
pH	Minimum 7.8	Maximum 7.8	Minimum 7.8	Maximum 7.8		

Part B - List each pollutant that is limited in an effluent guideline which the facility is subject to or any pollutant listed in the facility's NPDES permit for its process wastewater (if the facility is operating under an existing NPDES permit). Complete one table for each outfall. See the instructions for additional details and requirements.

Pollutant and CAS Number (if availible)	Maximum Values (include units)		Average Values (include units)		Number of Storm Events Sampled	Sources of Pollutants
	Grab Sample Taken During First 30 Minutes	Flow-weighted Composite	Grab Sample Taken During First 30 Minutes	Flow-weighted Composite		
Antimony 7440-36-0	<0.04 mg/l	<0.04 mg/l	<0.04 mg/l	<0.04 mg/l	1	
Cyanide	<0.002 mg/l		<0.002 mg/l		1	
Mercury 7439-97-6	<0.0002 mg/l	<0.0002 mg/l	<0.0002 mg/l	<0.0002 mg/l	1	
Phenols	0.004 mg/l		0.004 mg/l		1	
Selenium 7782-49-2	<0.002 mg/l	<0.002 mg/l	<0.002 mg/l	<0.002 mg/l	1	
Sulfate	14 mg/l	<10 mg/l	14 mg/l	<10 mg/l	1	
Surfactants	0.16 mg/l	0.10 mg/l	0.16 mg/l	0.10 mg/l	1	
Aluminum 7429-90-5	2.03 mg/l	0.76 mg/l	2.03 mg/l	0.76 mg/l	1	
Arsenic 7440-38-2	<0.04 mg/l	<0.04 mg/l	<0.04 mg/l	<0.04 mg/l	1	
Boron 7440-42-8	0.024 mg/l	0.020 mg/l	0.024 mg/l	0.020 mg/l	1	
Beryllium 7440-41-7	<0.0004mg/l	<0.0004mg/l	<0.0004mg/l	<0.0004mg/l	1	
Cadmium 7440-43-9	<0.004 mg/l	<0.004 mg/l	<0.004 mg/l	<0.004 mg/l	1	
Calcium 7440-70-2	30.9 mg/l	15.7 mg/l	30.9 mg/l	15.7 mg/l	1	
Chromium 7440-47-3	<0.006 mg/l	<0.006 mg/l	<0.006 mg/l	<0.006 mg/l	1	
Cobalt 7440-48-4	<0.002 mg/l	<0.002 mg/l	<0.002 mg/l	<0.002 mg/l	1	
Copper 7440-50-8	0.012 mg/l	<0.006 mg/l	0.012 mg/l	<0.006 mg/l	1	
Iron 7439-89-6	1.12 mg/l	0.43 mg/l	1.12 mg/l	0.43 mg/l	1	
Lead 7439-92-1	<0.02 mg/l	<0.02 mg/l	<0.02 mg/l	<0.02 mg/l	1	
Lithium 7439-93-2	<0.02 mg/l	<0.02 mg/l	<0.02 mg/l	<0.02 mg/l	1	
Magnesium 7439-95-4	3.28 mg/l	1.31 mg/l	3.28 mg/l	1.31 mg/l	1	
Manganese 7439-96-5	0.033 mg/l	0.012 mg/l	0.033 mg/l	0.012 mg/l	1	
Molybdenum 7439-98-7	<0.006 mg/l	<0.006 mg/l	<0.006 mg/l	<0.006 mg/l	1	
Nickel 7440-02-0	<0.008 mg/l	<0.008 mg/l	<0.008 mg/l	<0.008 mg/l	1	
Potassium 7440-09-7	5.5 mg/l	1.9 mg/l	5.5 mg/l	1.9 mg/l	1	
Silver 7440-22-4	<0.006 mg/l	<0.006 mg/l	<0.006 mg/l	<0.006 mg/l	1	
Sodium 7440-23-5	3.01 mg/l	1.08 mg/l	3.01 mg/l	1.08 mg/l	1	
Titanium 7440-32-6	<0.01 mg/l	<0.01 mg/l	<0.01 mg/l	<0.01mg/l	1	
Zinc 7440-66-6	0.21 mg/l	0.10 mg/l	0.21 mg/l	0.10 mg/l	1	

Continue on Reverse

Continued from front.

Part C- List each pollutant shown in Tables 2F-2, 2F-3, and 2F4 that you know or have reason to believe is present. See the instructions for additional details and requirements. Complete one table for each outfall.

Pollutant and CAS Number (if availible)	Maximum Values (include units)		Average Values (include units)		Number of Storm Events Sampled	Sources of Pollutants
	Grab Sample Taken During First 30 Minutes	Flow-weighted Composite	Grab Sample Taken During First 30 Minutes	Flow-weighted Composite		
1,1,1,-trichloroethane 71-55-6	<0.010 mg/l		<0.010 mg/l		1	
1,1,2,2-tetrachloroethane 79-34-5	<0.010 mg/l		<0.010 mg/l		1	
1,1,2- trichloroethane 79-00-5	<0.010 mg/l		<0.010 mg/l		1	
1,1-dichloroethane 75-34-3	<0.010 mg/l		<0.010 mg/l		1	
1,1-dichloroethylene 75-35-4	<0.010 mg/l		<0.010 mg/l		1	
1,2-dichloroethane 107-06-2	<0.010 mg/l		<0.010 mg/l		1	
1,2-dichloropropane 78-87-5	<0.010 mg/l		<0.010 mg/l		1	
2-chloroethylvinylether 110-75-8	<0.010 mg/l		<0.010 mg/l		1	
benzene 71-43-2	<0.010 mg/l		<0.010 mg/l		1	
bromodichloromethane 75-27-4	<0.010 mg/l		<0.010 mg/l		1	
bromoform 75-25-2	<0.010 mg/l		<0.010 mg/l		1	
bromomethane 74-83-9	<0.010 mg/l		<0.010 mg/l		1	
carbon tetrachloride 56-23-5	<0.010 mg/l		<0.010 mg/l		1	
chlorobenzene 108-90-7	<0.010 mg/l		<0.010 mg/l		1	
chloroethane 75-00-3	<0.010 mg/l		<0.010 mg/l		1	
chloroform 67-66-3	<0.010 mg/l		<0.010 mg/l		1	
chloromethane 74-87-3	<0.010 mg/l		<0.010 mg/l		1	
dibromochloromethane 124-48-1	<0.010 mg/l		<0.010 mg/l		1	
ethylbenzene 100-41-4	<0.010 mg/l		<0.010 mg/l		1	
toluene 108-88-3	<0.010 mg/l		<0.010 mg/l		1	
vinyl chloride 75-01-4	<0.010 mg/l		<0.010 mg/l		1	
1,3-dichloropropene 10061-01-5	<0.010 mg/l		<0.010 mg/l		1	
trans-1,2-dichloroethene 156-60-5	<0.010 mg/l		<0.010 mg/l		1	
alpha activity 12587-46-1	7.4 pci/l	1.9 pci/l	7.4 pci/l	1.9 pci/l	1	
beta activity 12587-46-1	18 pci/l	5.2 pci/l	18 pci/l	5.2 pci/l	1	
focal coliform	20 co/.1L	79 co/.1L	20 co/.1L	79 co/.1L	1	
Thallium 7440-28-0	<0.003 mg/l	<0.03 mg/l	<0.003 mg/l	<0.03 mg/l	1	
Uranium 7440-61-1	0.001 mg/l	0.003 mg/l	0.001 mg/l	0.003 mg/l	1	
Gamma activity	76 pci/l	22 pci/l	76 pci/l	22 pci/l	1	

Part D- Provide data for the sorm event(s) which resulted in the maximum values for the flow weighted composite sample.

1. Date of Storm Event	2. Duration of Storm (in minutes)	3. Total rainfall during storm event (in inches)	4. Number of hours between beginning of storm measured and end of previous measurable rain event	5. Maximum flow rate during rain event (gallons/min or specify units)	6. Total flow from rain event (gallons or specify units)	7. Season sample was taken	8. Form of Precipitation (rainfall, snowmelt)
12/13/91	250	0.25	88.2	78.6	5,600	Fall	Rainfall

9. Provide a description of the method of flow measurement or estimate.

An ISCO 3230 Flow meter was used to obtain water level readings. This instrument was calibrated with the normal dry weather flow, if present, as level zero. The flow meter was programmed with the characteristics of the conveyance so that flow rates and total flows could be calculated by the meter.

Outfall 19

Parts B and C Continued

Pollutant and CAS Number (if availible)	Maximum Values (include units)		Average Values (include units)		Number of Storm Events Sampled	Sources of Pollutants
	Grab Sample Taken During First 30 Minutes	Flow-weighted Composite	Grab Sample Taken During First 30 Minutes	Flow-weighted Composite		
Barium 7440-39-3	0.0359 mg/l	0.0224 mg/l	0.0359 mg/l	0.0224 mg/l	1	
methylene chloride 75-09-2	<0.010 mg/l		<0.010 mg/l		1	
tetrachloroethene 127-18-4	<0.010 mg/l		<0.010 mg/l		1	
trichloroethene 79-01-6	<0.010 mg/l		<0.010 mg/l		1	
Xylenes	<0.010 mg/l		<0.010 mg/l		1	
1,2,4-trichlorobenzene 120-82-1	<0.010 mg/l	<0.010 mg/l	<0.010 mg/l	<0.010 mg/l	1	
1,2-dichlorobenzene 95-50-1	<0.010 mg/l	<0.010mg/l	<0.010 mg/l	<0.010 mg/l	1	
1,3-dichlorobenzene 541-73-1	<0.010 mg/l	<0.010 mg/l	<0.010 mg/l	<0.010 mg/l	1	
1,4-dichlorobenzene 106-46-7	<0.010 mg/l	<0.010mg/l	<0.010 mg/l	<0.010 mg/l	1	
2,4-dinitrotoluene 121-14-2	<0.010 mg/l	<0.010 mg/l	<0.010 mg/l	<0.010 mg/l	1	
2,6-dinitrotoluene 606-20-2	<0.010 mg/l	<0.010 mg/l	<0.010 mg/l	<0.010 mg/l	1	
2-chloronaphthalene 91-58-7	<0.010 mg/l	<0.010 mg/l	<0.010 mg/l	<0.010 mg/l	1	
3,3'-dichlorobenzidine 91-94-1	<0.020 mg/l	<0.020 mg/l	<0.020 mg/l	<0.020 mg/l	1	
4-bromophenylphenyl ether 101-55-3	<0.010 mg/l	<0.010mg/l	<0.010 mg/l	<0.010 mg/l	1	
4-chlorophenylphenyl ether 7005-72-3	<0.010 mg/l	<0.010 mg/l	<0.010 mg/l	<0.010 mg/l	1	
acenaphthene 83-32-9	<0.010 mg/l	<0.010 mg/l	<0.010 mg/l	<0.010 mg/l	1	
acenaphthylene 208-96-8	<0.010 mg/l	<0.010 mg/l	<0.010 mg/l	<0.010 mg/l	1	
anthracene 120-12-7	<0.010 mg/l	<0.010 mg/l	<0.010 mg/l	<0.010 mg/l	1	
benzidine 92-87-5	<0.050 mg/l	<0.050 mg/l	<0.050 mg/l	<0.050 mg/l	1	
benzo(a)anthracene 56-55-3	<0.010 mg/l	<0.010 mg/l	<0.010 mg/l	<0.010 mg/l	1	
benzo(a)pyrene 50-32-8	<0.010 mg/l	<0.010 mg/l	<0.010 mg/l	<0.010 mg/l	1	
benzo(b)fluoranthene 205-99-2	<0.010 mg/l	<0.010 mg/l	<0.010 mg/l	<0.010 mg/l	1	
benzo(ghi)perylene 191-24-2	<0.010 mg/l	<0.010 mg/l	<0.010 mg/l	<0.010 mg/l	1	
benzo(k)fluoranthene 207-08-9	<0.010 mg/l	<0.010 mg/l	<0.010 mg/l	<0.010 mg/l	1	
benzyl butyl phthalate 85-68-7	<0.010 mg/l	<0.010 mg/l	<0.010 mg/l	<0.010 mg/l	1	
bis(2-chloroethoxy)methane 111-91-1	<0.010 mg/l	<0.010 mg/l	<0.010 mg/l	<0.010 mg/l	1	
bis(2-chloroethyl)ether 111-44-4	<0.010 mg/l	<0.010 mg/l	<0.010 mg/l	<0.010 mg/l	1	
bis(2-chloroisopropyl) ether 108-60-1	<0.010 mg/l	<0.010 mg/l	<0.010 mg/l	<0.010 mg/l	1	
bis(2-ethylhexyl)phthalate 117-81-7	<0.010 mg/l	<0.010 mg/l	<0.010 mg/l	<0.010 mg/l	1	
chrysene 218-01-9	<0.010 mg/l	<0.010 mg/l	<0.010 mg/l	<0.010 mg/l	1	
di-n-butyl phthalate 84-74-2	<0.010 mg/l	<0.010 mg/l	<0.010 mg/l	<0.010 mg/l	1	
di-n-octyl phthalate 117-84-0	<0.010 mg/l	<0.010 mg/l	<0.010 mg/l	<0.010 mg/l	1	
dibenzo(a,h)anthracene 53-70-3	<0.010 mg/l	<0.010 mg/l	<0.010 mg/l	<0.010 mg/l	1	
diethyl phthalate 84-66-2	<0.010 mg/l	<0.010 mg/l	<0.010 mg/l	<0.010 mg/l	1	
dimethyl phthalate 131-11-3	<0.010 mg/l	<0.010 mg/l	<0.010 mg/l	<0.010 mg/l	1	
fluoranthene 206-44-0	<0.010 mg/l	<0.010 mg/l	<0.010 mg/l	<0.010 mg/l	1	
fluorene 86-73-7	<0.010 mg/l	<0.010 mg/l	<0.010 mg/l	<0.010 mg/l	1	
hexachlorobenzene 118-74-1	<0.010 mg/l	<0.010 mg/l	<0.010 mg/l	<0.010 mg/l	1	
hexachlorobutadiene 87-68-3	<0.010 mg/l	<0.010 mg/l	<0.010 mg/l	<0.010 mg/l	1	
hexachlorocyclopentadiene 77-47-4	<0.010 mg/l	<0.010 mg/l	<0.010 mg/l	<0.010 mg/l	1	
hexachloroethane 67-72-1	<0.010 mg/l	<0.010 mg/l	<0.010 mg/l	<0.010 mg/l	1	
indeno(1,2,3-cd)pyrene 193-39-5	<0.010 mg/l	<0.010 mg/l	<0.010 mg/l	<0.010 mg/l	1	
isophorone 78-59-1	<0.010 mg/l	<0.010 mg/l	<0.010 mg/l	<0.010 mg/l	1	
N-nitrosodi-n-propylamine 621-64-7	<0.010 mg/l	<0.010 mg/l	<0.010 mg/l	<0.010 mg/l	1	
N-nitrosodimethylamine 62-75-9	<0.010 mg/l	<0.010 mg/l	<0.010 mg/l	<0.010 mg/l	1	
N-nitrosodiphenylamine 86-30-6	<0.010 mg/l	<0.010 mg/l	<0.010 mg/l	<0.010 mg/l	1	
naphthalene 91-20-3	<0.010 mg/l	<0.010 mg/l	<0.010 mg/l	<0.010 mg/l	1	
nitrobenzene 98-95-3	<0.010 mg/l	<0.010 mg/l	<0.010 mg/l	<0.010 mg/l	1	
phenanthrene 85-01-8	<0.010 mg/l	<0.010 mg/l	<0.010 mg/l	<0.010 mg/l	1	
pyrene 129-00-0	<0.010 mg/l	<0.010 mg/l	<0.010 mg/l	<0.010 mg/l	1	
2,4,6-trichlorophenol 88-06-2	<0.030 mg/l	<0.030 mg/l	<0.030 mg/l	<0.030 mg/l	1	
2,4-dichlorophenol 120-83-2	<0.030 mg/l	<0.030 mg/l	<0.030 mg/l	<0.030 mg/l	1	
2,4-dimethylphenol 105-67-9	<0.030 mg/l	<0.030 mg/l	<0.030 mg/l	<0.030 mg/l	1	
2,4-dinitrophenol 51-28-5	<0.050 mg/l	<0.050 mg/l	<0.050 mg/l	<0.050 mg/l	1	

Outfall 19

Parts B and C Continued

Pollutant and CAS Number (if availible)	Maximum Values (include units)		Average Values (include units)		Number of Storm Events Sampled	Sources of Pollutants
	Grab Sample Taken During First 30 Minutes	Flow-weighted Composite	Grab Sample Taken During First 30 Minutes	Flow-weighted Composite		
2-methyl-4,6-dinitrophenol 534-52-1	<0.050 mg/l	<0.050 mg/l	<0.050 mg/l	<0.050 mg/l	1	
2-nitrophenol 88-75-5	<0.030 mg/l	<0.030 mg/l	<0.030 mg/l	<0.030 mg/l	1	
4-chloro-3-methyl phenol 59-50-7	<0.030 mg/l	<0.030 mg/l	<0.030 mg/l	<0.030 mg/l	1	
4-nitrophenol 100-02-7	<0.050 mg/l	<0.050 mg/l	<0.050 mg/l	<0.050 mg/l	1	
pentachlorophenol 87-86-5	<0.050 mg/l	<0.050 mg/l	<0.050 mg/l	<0.050 mg/l	1	
phenol 108-95-2	<0.030 mg/l	<0.030 mg/l	<0.030 mg/l	<0.030 mg/l	1	
4,4'--DDD 72-54-8	<0.00001 mg/l	<0.00001 mg/l	<0.00001 mg/l	<0.00001 mg/l	1	
4,4'--DDE 72-55-9	<0.00001 mg/l	<0.00001mg/l	<0.00001 mg/l	<0.00001 mg/l	1	
4,4'-DDT 50-29-3	<0.00001 mg/l	<0.00001 mg/l	<0.00001 mg/l	<0.00001 mg/l	1	
aldrin 309-00-2	<0.00001 mg/l	<0.00001 mg/l	<0.00001 mg/l	<0.00001 mg/l	1	
chlordane 57-74-9	<0.00002 mg/l	<0.00002 mg/l	<0.00002 mg/l	<0.00002 mg/l	1	
dieldrin 60-57-1	<0.00001 mg/l	<0.00001 mg/l	<0.00001 mg/l	<0.00001 mg/l	1	
endosulfan I 959-98-8	<0.00001 mg/l	<0.00001 mg/l	<0.00001 mg/l	<0.00001 mg/l	1	
endosulfan II 33213-65-9	<0.00001 mg/l	<0.00001 mg/l	<0.00001 mg/l	<0.00001 mg/l	1	
endosulfan sulfate 1031-07-8	0.000019 mg/l	<0.00001 mg/l	0.000019 mg/l	<0.00001 mg/l	1	
endrin 72-20-8	<0.00005 mg/l	<0.00005 mg/l	<0.00005 mg/l	<0.00005 mg/l	1	
endrin aldehyde 7421-93-4	<0.00001 mg/l	<0.00001 mg/l	<0.00001 mg/l	<0.00001 mg/l	1	
heptachlor 76-44-8	<0.00001 mg/l	<0.00001 mg/l	<0.00001 mg/l	<0.00001 mg/l	1	
heptachlor epoxide 1024-57-3	<0.00001 mg/l	<0.00001 mg/l	<0.00001 mg/l	<0.00001 mg/l	1	
toxaphene 8001-35-2	<0.0002 mg/l	<0.0002 mg/l	<0.0002 mg/l	<0.0002 mg/l	1	
alpha-BHC 319-84-6	0.000011 mg/l	<0.00001 mg/l	0.000011 mg/l	<0.00001 mg/l	1	
beta-BHC 319-85-7	0.000031 mg/l	<0.00001 mg/l	0.000031 mg/l	<0.00001 mg/l	1	
delta-BHC 319-86-8	<0.00001 mg/l	<0.00001 mg/l	<0.00001 mg/l	<0.00001 mg/l	1	
gamma-BHC 58-89-8	<0.00001 mg/l	<0.00001 mg/l	<0.00001 mg/l	<0.00001 mg/l	1	
2-chlorophenol 95-57-8	<0.030 mg/l	<0.030 mg/l	<0.030 mg/l	<0.030 mg/l	1	
Aroclor-1242 53469-21-9	<0.0005 mg/l	<0.0005 mg/l	<0.0005 mg/l	<0.0005 mg/l	1	
Aroclor-1254 11097-69-1	<0.0005 mg/l	<0.0005 mg/l	<0.0005 mg/l	<0.0005 mg/l	1	
Aroclor-1221 11104-28-2	<0.0005 mg/l	<0.0005 mg/l	<0.0005 mg/l	<0.0005 mg/l	1	
Aroclor-1232 11141-16-5	<0.0005 mg/l	<0.0005 mg/l	<0.0005 mg/l	<0.0005 mg/l	1	
Aroclor-1248 12672-29-6	<0.0005 mg/l	<0.0005 mg/l	<0.0005 mg/l	<0.0005 mg/l	1	
Aroclor-1260 11096-82-5	<0.0005 mg/l	<0.0005 mg/l	<0.0005 mg/l	<0.0005 mg/l	1	
Aroclor-1016 12674-11-2	<0.0005 mg/l	<0.0005 mg/l	<0.0005 mg/l	<0.0005 mg/l	1	
Cresols	<0.010 mg/l	<0.010 mg/l	<0.010 mg/l	<0.010 mg/l	1	
Acrolein	<0.010 mg/l	<0.010 mg/l	<0.010 mg/l	<0.010 mg/l	1	
Acrylonitrile	<0.010 mg/l	<0.010 mg/l	<0.010 mg/l	<0.010 mg/l	1	
1,2-diphenylhydrazine (azobenzene)	Results pending	Results pending	Results pending	Results pending	1	

EPA ID Number (copy from Item 1 of Form1)

Outfall 20

Form Approved OMB No. 2040-0086
Approval expires 5-31-92

VII. Discharge Information (continued from page 3 of Form 2F)

Part A - You must provide the results of at least one analysis for every pollutant in this table. Complete one table for each outfall. See instructions for additional details.

Pollutant and CAS Number (if availible)	Maximum Values (include units)		Average Values (include units)		Number of Storm Events Sampled	Sources of Pollutants
	Grab Sample Taken During First 30 Minutes	Flow-weighted Composite	Grab Sample Taken During First 30 Minutes	Flow-weighted Composite		
Oil and Grease	<2 mg/l		<2 mg/l		1	
Biological Oxygen Demand (BOD5)	<5 mg/l	<5 mg/l	<5 mg/l	<5 mg/l	1	
Chemical Oxygen Demand (COD)	24 mg/l	19 mg/l	24 mg/l	19 mg/l	1	
Total Suspended Solids (TSS)	9 mg/l	8.5 mg/l	9 mg/l	8.5 mg/l	1	
Total Kjeldahl Nitrogen	<0.2 mg/l	0.6 mg/l	<0.2 mg/l	0.6 mg/l	1	
Nitrate plus Nitrite Nitrogen	0.1 mg/l	0.55 mg/l	0.1 mg/l	0.55 mg/l	1	
Total Phosphorus	<0.1 mg/l	0.12 mg/l	<0.1 mg/l	0.12 mg/l	1	
pH	Minimum 7.9	Maximum 7.9	Minimum 7.9	Maximum 7.9		

Part B - List each pollutant that is limited in an effluent guideline which the facility is subject to or any pollutant listed in the facility's NPDES permit for its process wastewater (if the facility is operating under an existing NPDES permit). Complete one table for each outfall. See the instructions for additional details and requirements.

Pollutant and CAS Number (if availible)	Maximum Values (include units)		Average Values (include units)		Number of Storm Events Sampled	Sources of Pollutants
	Grab Sample Taken During First 30 Minutes	Flow-weighted Composite	Grab Sample Taken During First 30 Minutes	Flow-weighted Composite		
Antimony 7440-36-0	<0.04 mg/l	<0.04 mg/l	<0.04 mg/l	<0.04 mg/l	1	
Cyanide	<0.002 mg/l		<0.002 mg/l		1	
Mercury 7439-97-6	<0.0002 mg/l	<0.0002 mg/l	<0.0002 mg/l	<0.0002 mg/l	1	
Phenols	0.002 mg/l		0.002 mg/l		1	
Selenium 7782-49-2	<0.002 mg/l	<0.002 mg/l	<0.002 mg/l	<0.002 mg/l	1	
Sulfate	<10 mg/l	12 mg/l	<10 mg/l	12 mg/l	1	
Surfactants	0.12 mg/l	<0.05 mg/l	0.12 mg/l	<0.05 mg/l	1	
Aluminum 7429-90-5	0.54 mg/l	0.40 mg/l	0.54 mg/l	0.40 mg/l	1	
Arsenic 7440-38-2	<0.04 mg/l	<0.04 mg/l	<0.04 mg/l	<0.04 mg/l	1	
Boron 7440-42-8	0.010mg/l	0.049 mg/l	0.010 mg/l	0.049 mg/l	1	
Beryllium 7440-41-7	<0.0004mg/l	<0.0004mg/l	<0.0004mg/l	<0.0004mg/l	1	
Cadmium 7440-43-9	<0.004 mg/l	<0.004 mg/l	<0.004 mg/l	<0.004 mg/l	1	
Calcium 7440-70-2	8.2 mg/l	14.1 mg/l	8.2 mg/l	14.1 mg/l	1	
Chromium 7440-47-3	<0.006 mg/l	<0.006 mg/l	<0.006 mg/l	<0.006 mg/l	1	
Cobalt 7440-48-4	<0.002 mg/l	<0.002 mg/l	<0.002 mg/l	<0.002 mg/l	1	
Copper 7440-50-8	0.018 mg/l	0.011 mg/l	0.018 mg/l	0.011 mg/l	1	
Iron 7439-89-6	0.43 mg/l	0.38 mg/l	0.43 mg/l	0.38 mg/l	1	
Lead 7439-92-1	<0.02 mg/l	<0.02 mg/l	<0.02 mg/l	<0.02 mg/l	1	
Lithium 7439-93-2	<0.02 mg/l	<0.02 mg/l	<0.02 mg/l	<0.02 mg/l	1	
Magnesium 7439-95-4	0.61 mg/l	1.47 mg/l	0.61 mg/l	1.47 mg/l	1	
Manganese 7439-96-5	0.011 mg/l	0.012 mg/l	0.011 mg/l	0.012 mg/l	1	
Molybdenum 7439-98-7	<0.006 mg/l	<0.006 mg/l	<0.006 mg/l	<0.006 mg/l	1	
Nickel 7440-02-0	<0.008 mg/l	<0.008 mg/l	<0.008 mg/l	<0.008 mg/l	1	
Potassium 7440-09-7	0.5 mg/l	0.7 mg/l	0.5 mg/l	0.7 mg/l	1	
Silver 7440-22-4	<0.006 mg/l	<0.006 mg/l	<0.006 mg/l	<0.006 mg/l	1	
Sodium 7440-23-5	0.49 mg/l	0.93 mg/l	0.49 mg/l	0.93 mg/l	1	
Titanium 7440-32-6	<0.01 mg/l	<0.01 mg/l	<0.01 mg/l	<0.01 mg/l	1	
Zinc 7440-66-6	0.05 mg/l	0.05 mg/l	0.05 mg/l	0.05 mg/l	1	

Continue on Reverse

Continued from front.

Part C- List each pollutant shown in Tables 2F-2, 2F-3, and 2F4 that you know or have reason to believe is present. See the instructions for additional details and requirements. Complete one table for each outfall.

Pollutant and CAS Number (if available)	Maximum Values (include units)		Average Values (include units)		Number of Storm Events Sampled	Sources of Pollutants
	Grab Sample Taken During First 30 Minutes	Flow-weighted Composite	Grab Sample Taken During First 30 Minutes	Flow-weighted Composite		
1,1,1,-trichloroethane 71-55-6	<0.010 mg/l		<0.010 mg/l		1	
1,1,2,2-tetrachloroethane 79-34-5	<0.010 mg/l		<0.010 mg/l		1	
1,1,2- trichloroethane 79-00-5	<0.010 mg/l		<0.010 mg/l		1	
1,1-dichloroethane 75-34-3	<0.010 mg/l		<0.010 mg/l		1	
1,1-dichloroethylene 75-35-4	<0.010 mg/l		<0.010 mg/l		1	
1,2-dichloroethane 107-06-2	<0.010 mg/l		<0.010 mg/l		1	
1,2-dichloropropane 78-87-5	<0.010 mg/l		<0.010 mg/l		1	
2-chloroethylvinylether 110-75-8	<0.010 mg/l		<0.010 mg/l		1	
benzene 71-43-2	<0.010 mg/l		<0.010 mg/l		1	
bromodichloromethane 75-27-4	<0.010 mg/l		<0.010 mg/l		1	
bromoform 75-25-2	<0.010 mg/l		<0.010 mg/l		1	
bromomethane 74-83-9	<0.010 mg/l		<0.010 mg/l		1	
carbon tetrachloride 56-23-5	<0.010 mg/l		<0.010 mg/l		1	
chlorobenzene 108-90-7	<0.010 mg/l		<0.010 mg/l		1	
chloroethane 75-00-3	<0.010 mg/l		<0.010 mg/l		1	
chloroform 67-66-3	<0.010 mg/l		<0.010 mg/l		1	
chloromethane 74-87-3	<0.010 mg/l		<0.010 mg/l		1	
dibromochloromethane 124-48-1	<0.010 mg/l		<0.010 mg/l		1	
ethylbenzene 100-41-4	<0.010 mg/l		<0.010 mg/l		1	
toluene 108-88-3	<0.010 mg/l		<0.010 mg/l		1	
vinyl chloride 75-01-4	<0.010 mg/l		<0.010 mg/l		1	
1,3-dichloropropene 10061-01-5	<0.010 mg/l		<0.010 mg/l		1	
trans-1,2-dichloroethene 156-60-5	<0.010 mg/l		<0.010 mg/l		1	
alpha activity 12587-46-1	13 pci/l	5.0 pci/l	13 pci/l	5.0 pci/l	1	
beta activity 12587-46-1	5.7 pci/l	9.8 pci/l	5.7 pci/l	9.8 pci/l	1	
fecal coliform	16 co/.1L	830 co/.1L	16 co/.1L	830 co/.1L	1	
Thallium 7440-28-0	<0.005 mg/l	<0.005 mg/l	<0.005 mg/l	<0.005 mg/l	1	
Uranium 7440-61-1	<0,001 mg/l	0.003 mg/l	<0.001 mg/l	0.003 mg/l	1	
Gamma activity	12 pci/l	20 pci/l	12 pci/l	20 pci/l	1	

Part D- Provide data for the storm event(s) which resulted in the maximum values for the flow weighted composite sample.

1. Date of Storm Event	2. Duration of Storm (in minutes)	3. Total rainfall during storm event (in inches)	4. Number of hours between beginning of storm measured and end of previous measurable rain event	5. Maximum flow rate during rain event (gallons/min or specify units)	6. Total flow from rain event (gallons or specify units)	7. Season sample was taken	8. Form of Precipitation (rainfall, snowmelt)
8/26/91	410	1.1	160.2	213	42,376	Summer	Rainfall

9. Provide a description of the method of flow measurement or estimate.

An ISCO 3230 Flow meter was used to obtain water level readings. This instrument was calibrated with the normal dry weather flow, if present, as level zero. The flow meter was programmed with the characteristics of the conveyance so that flow rates and total flows could be calculated by the meter.

Outfall 20

Parts B and C Continued

Pollutant and CAS Number (if available)	Maximum Values (include units)		Average Values (include units)		Number of Storm Events Sampled	Sources of Pollutants
	Grab Sample Taken During First 30 Minutes	Flow-weighted Composite	Grab Sample Taken During First 30 Minutes	Flow-weighted Composite		
Barium 7440-39-3	0.0079 mg/l	0.0192 mg/l	0.0079 mg/l	0.0192 mg/l	1	
methylene chloride 75-09-2	<0.010 mg/l		<0.010 mg/l		1	
tetrachloroethane 127-18-4	<0.010 mg/l		<0.010 mg/l		1	
trichloroethane 79-01-6	<0.010 mg/l		<0.010 mg/l		1	
Xylenes	<0.010 mg/l		<0.010 mg/l		1	
1,2,4-trichlorobenzene 120-82-1	<0.010 mg/l	<0.010 mg/l	<0.010 mg/l	<0.010 mg/l	1	
1,2-dichlorobenzene 95-50-1	<0.010 mg/l	<0.010 mg/l	<0.010 mg/l	<0.010 mg/l	1	
1,3-dichlorobenzene 541-73-1	<0.010 mg/l	<0.010 mg/l	<0.010 mg/l	<0.010 mg/l	1	
1,4-dichlorobenzene 106-46-7	<0.010 mg/l	<0.010 mg/l	<0.010 mg/l	<0.010 mg/l	1	
2,4-dinitrotoluene 121-14-2	<0.010 mg/l	<0.010 mg/l	<0.010 mg/l	<0.010 mg/l	1	
2,6-dinitrotoluene 606-20-2	<0.010 mg/l	<0.010 mg/l	<0.010 mg/l	<0.010 mg/l	1	
2-chloronaphthalene 91-58-7	<0.010 mg/l	<0.010 mg/l	<0.010 mg/l	<0.010 mg/l	1	
3,3'-dichlorobenzidine 91-94-1	<0.010 mg/l	<0.010 mg/l	<0.010 mg/l	<0.010 mg/l	1	
4-bromophenylphenyl ether 101-55-3	<0.010 mg/l	<0.010 mg/l	<0.010 mg/l	<0.010 mg/l	1	
4-chlorophenylphenyl ether 7005-72-3	<0.010 mg/l	<0.010 mg/l	<0.010 mg/l	<0.010 mg/l	1	
acenaphthene 83-32-9	<0.010 mg/l	<0.010 mg/l	<0.010 mg/l	<0.010 mg/l	1	
acenaphthylene 208-96-8	<0.010 mg/l	<0.010 mg/l	<0.010 mg/l	<0.010 mg/l	1	
anthracene 120-12-7	<0.010 mg/l	<0.010 mg/l	<0.010 mg/l	<0.010 mg/l	1	
benzidine 92-87-5	<0.030 mg/l	<0.030 mg/l	<0.030 mg/l	<0.030 mg/l	1	
benzo(a)anthracene 56-55-3	<0.010 mg/l	<0.010 mg/l	<0.010 mg/l	<0.010 mg/l	1	
benzo(a)pyrene 50-32-8	<0.010 mg/l	<0.010 mg/l	<0.010 mg/l	<0.010 mg/l	1	
benzo(b)fluoranthene 205-99-2	<0.010 mg/l	<0.010 mg/l	<0.010 mg/l	<0.010 mg/l	1	
benzo(ghi)perylene 191-24-2	<0.010 mg/l	<0.010 mg/l	<0.010 mg/l	<0.010 mg/l	1	
benzo(k)fluoranthene 207-08-9	<0.010 mg/l	<0.010 mg/l	<0.010 mg/l	<0.010 mg/l	1	
benzyl butyl phthalate 85-68-7	<0.010 mg/l	<0.010 mg/l	<0.010 mg/l	<0.010 mg/l	1	
bis(2-chloroethoxy)methane 111-91-1	<0.010 mg/l	<0.010 mg/l	<0.010 mg/l	<0.010 mg/l	1	
bis(2-chloroethyl)ether 111-44-4	<0.010 mg/l	<0.010 mg/l	<0.010 mg/l	<0.010 mg/l	1	
bis(2-chloroisopropyl) ether 108-60-1	<0.010 mg/l	<0.010 mg/l	<0.010 mg/l	<0.010 mg/l	1	
bis(2-ethylhexyl)phthalate 117-81-7	<0.010 mg/l	0.010 mg/l	<0.010 mg/l	0.010 mg/l	1	
chrysene 218-01-9	<0.010 mg/l	<0.010 mg/l	<0.010 mg/l	<0.010 mg/l	1	
di-n-butyl phthalate 84-74-2	<0.010 mg/l	<0.010 mg/l	<0.010 mg/l	<0.010 mg/l	1	
di-n-octyl phthalate 117-84-0	<0.010 mg/l	0.025 mg/l	<0.010 mg/l	0.025 mg/l	1	
dibenzo(a,h)anthracene 53-70-3	<0.010 mg/l	<0.010 mg/l	<0.010 mg/l	<0.010 mg/l	1	
diethyl phthalate 84-66-2	<0.010 mg/l	<0.010 mg/l	<0.010 mg/l	<0.010 mg/l	1	
dimethyl phthalate 131-11-3	<0.010 mg/l	<0.010 mg/l	<0.010 mg/l	<0.010 mg/l	1	
fluoranthene 206-44-0	<0.010 mg/l	<0.010 mg/l	<0.010 mg/l	<0.010 mg/l	1	
fluorene 86-73-7	<0.010 mg/l	<0.010 mg/l	<0.010 mg/l	<0.010 mg/l	1	
hexachlorobenzene 118-74-1	<0.010 mg/l	<0.010 mg/l	<0.010 mg/l	<0.010 mg/l	1	
hexachlorobutadiene 87-68-3	<0.010 mg/l	<0.010 mg/l	<0.010 mg/l	<0.010 mg/l	1	
hexachlorocyclopentadiene 77-47-4	<0.010 mg/l	<0.010 mg/l	<0.010 mg/l	<0.010 mg/l	1	
hexachloroethane 67-72-1	<0.010 mg/l	<0.010 mg/l	<0.010 mg/l	<0.010 mg/l	1	
indeno(1,2,3-cd)pyrene 193-39-5	<0.010 mg/l	<0.010 mg/l	<0.010 mg/l	<0.010 mg/l	1	
isophorone 78-59-1	<0.010 mg/l	<0.010 mg/l	<0.010 mg/l	<0.010 mg/l	1	
N-nitrosodi-n-propylamine 621-64-7	<0.010 mg/l	<0.010 mg/l	<0.010 mg/l	<0.010 mg/l	1	
N-nitrosodimethylamine 62-75-9	<0.010 mg/l	<0.010 mg/l	<0.010 mg/l	<0.010 mg/l	1	
N-nitrosodiphenylamine 86-30-6	<0.010 mg/l	<0.010 mg/l	<0.010 mg/l	<0.010 mg/l	1	
naphthalene 91-20-3	<0.010 mg/l	<0.010 mg/l	<0.010 mg/l	<0.010 mg/l	1	
nitrobenzene 98-95-3	<0.010 mg/l	<0.010 mg/l	<0.010 mg/l	<0.010 mg/l	1	
phenanthrene 85-01-8	<0.010 mg/l	<0.010 mg/l	<0.010 mg/l	<0.010 mg/l	1	
pyrene 129-00-0	<0.010 mg/l	<0.010 mg/l	<0.010 mg/l	<0.010 mg/l	1	
2,4,6-trichlorophenol 88-06-2	<0.030 mg/l	<0.030 mg/l	<0.030 mg/l	<0.030 mg/l	1	
2,4-dichlorophenol 120-83-2	<0.030 mg/l	<0.030 mg/l	<0.030 mg/l	<0.030 mg/l	1	
2,4-dimethylphenol 105-67-9	<0.030 mg/l	<0.030 mg/l	<0.030 mg/l	<0.030 mg/l	1	
2,4-dinitrophenol 51-28-5	<0.030 mg/l	<0.030 mg/l	<0.030 mg/l	<0.030 mg/l	1	

Outfall 20

Parts B and C Continued

Pollutant and CAS Number (if available)	Maximum Values (include units)		Average Values (include units)		Number of Storm Events Sampled	Sources of Pollutants
	Grab Sample Taken During First 30 Minutes	Flow-weighted Composite	Grab Sample Taken During First 30 Minutes	Flow-weighted Composite		
2-methyl-4,6-dinitrophenol 534-52-1	<0.030 mg/l	<0.030 mg/l	<0.030 mg/l	<0.030 mg/l	1	
2-nitrophenol 88-75-5	<0.030 mg/l	<0.030 mg/l	<0.030 mg/l	<0.030 mg/l	1	
4-chloro-3-methyl phenol 59-50-7	<0.030 mg/l	<0.030 mg/l	<0.030 mg/l	<0.030 mg/l	1	
4-nitrophenol 100-02-7	<0.030 mg/l	<0.030 mg/l	<0.030 mg/l	<0.030 mg/l	1	
pentachlorophenol 87-86-5	<0.030 mg/l	<0.030 mg/l	<0.030 mg/l	<0.030 mg/l	1	
phenol 108-95-2	<0.030 mg/l	<0.030 mg/l	<0.030 mg/l	<0.030 mg/l	1	
4,4'--DDD 72-54-8	<0.000004 mg/l	<0.000004mg/l	<0.000004 mg/l	<0.000004 mg/l	1	
4,4'--DDE 72-55-9	<0.000004 mg/l	0.0001mg/l mg/l	<0.000004 mg/l	0.0001 mg/l	1	
4,4'-DDT 50-29-3	<0.000004 mg/l	<0.000004mg/l	<0.000004 mg/l	<0.000004 mg/l	1	
aldrin 309-00-2	<0.000004 mg/l	<0.000004mg/l	<0.000004 mg/l	<0.000004 mg/l	1	
chlordane 57-74-9	<0.00002 mg/l	<0.00002 mg/l	<0.00002 mg/l	<0.00002 mg/l	1	
dieldrin 60-57-1	<0.000004 mg/l	<0.000004mg/l	<0.000004 mg/l	<0.000004 mg/l	1	
endosulfan I 959-98-8	<0.000004 mg/l	<0.000004mg/l	<0.000004 mg/l	<0.000004 mg/l	1	
endosulfan II 33213-65-9	<0.000004 mg/l	<0.000004mg/l	<0.000004 mg/l	<0.000004 mg/l	1	
endosulfan sulfate 1031-07-8	0.000004 mg/l	<0.000004mg/l	0.000004 mg/l	<0.000004 mg/l	1	
endrin 72-20-8	<0.00005 mg/l	<0.00005 mg/l	<0.00005 mg/l	<0.00005 mg/l	1	
endrin aldehyde 7421-93-4	<0.000004 mg/l	<0.000004mg/l	<0.000004 mg/l	<0.000004 mg/l	1	
heptachlor 76-44-8	<0.000004 mg/l	<0.000004mg/l	<0.000004 mg/l	<0.000004 mg/l	1	
heptachlor epoxide 1024-57-3	<0.000004 mg/l	<0.000004mg/l	<0.000004 mg/l	<0.000004 mg/l	1	
toxaphene 8001-35-2	<0.0002 mg/l	<0.0002 mg/l	<0.0002 mg/l	<0.0002 mg/l	1	
alpha-BHC 319-84-6	<0.000004 mg/l	<0.000004mg/l	<0.000004 mg/l	<0.000004 mg/l	1	
beta-BHC 319-85-7	<0.000004 mg/l	<0.000004mg/l	<0.000004 mg/l	<0.000004 mg/l	1	
delta-BHC 319-86-8	<0.000004 mg/l	<0.000004mg/l	<0.000004 mg/l	<0.000004 mg/l	1	
gamma-BHC 58-89-8	<0.00001 mg/l	<0.00001 mg/l	<0.00001 mg/l	<0.00001 mg/l	1	
2-chlorophenol 95-57-8	<0.030 mg/l	<0.030 mg/l	<0.030 mg/l	<0.030 mg/l	1	
Aroclor-1242 53469-21-9	<0.0005 mg/l	<0.0005 mg/l	<0.0005 mg/l	<0.0005 mg/l	1	
Aroclor-1254 11097-69-1	<0.0005 mg/l	<0.0005 mg/l	<0.0005 mg/l	<0.0005 mg/l	1	
Aroclor-1221 11104-28-2	<0.0005 mg/l	<0.0005 mg/l	<0.0005 mg/l	<0.0005 mg/l	1	
Aroclor-1232 11141-16-5	<0.0005 mg/l	<0.0005 mg/l	<0.0005 mg/l	<0.0005 mg/l	1	
Aroclor-1248 12672-29-6	<0.0005 mg/l	<0.0005 mg/l	<0.0005 mg/l	<0.0005 mg/l	1	
Aroclor-1260 11096-82-5	<0.0005 mg/l	0.0038 mg/l	<0.0005 mg/l	0.0038 mg/l	1	
Aroclor-1016 12674-11-2	<0.0005 mg/l	<0.0005 mg/l	<0.0005 mg/l	<0.0005 mg/l	1	
Cresols	<0.030 mg/l	<0.030 mg/l	<0.030 mg/l	<0.030 mg/l	1	
Acrolein	<0.010 mg/l	<0.010 mg/l	<0.010 mg/l	<0.010 mg/l	1	
Acrylonitrile	<0.010 mg/l	<0.010 mg/l	<0.010 mg/l	<0.010 mg/l	1	
1,2-diphenylhydrazine (azobenzene)	Results pending	Results pending	Results pending	Results pending	1	

EPA ID Number (copy from Item 1 of Form1)

Outfall 21

Form Approved OMB No. 2040-0086
Approval expires 5-31-92

VII. Discharge Information (continued from page 3 of Form 2F)

Part A - You must provide the results of at least one analysis for every pollutant in this table. Complete one table for each outfall. See instructions for additional details.

Pollutant and CAS Number (if available)	Maximum Values (include units)		Average Values (include units)		Number of Storm Events Sampled	Sources of Pollutants
	Grab Sample Taken During First 30 Minutes	Flow-weighted Composite	Grab Sample Taken During First 30 Minutes	Flow-weighted Composite		
Oil and Grease	2 mg/l		2 mg/l		1	
Biological Oxygen Demand (BOD5)	<5 mg/l	<5 mg/l	<5 mg/l	<5 mg/l	1	
Chemical Oxygen Demand (COD)	32 mg/l	20 mg/l	32 mg/l	20 mg/l	1	
Total Suspended Solids (TSS)	28 mg/l	35 mg/l	28 mg/l	35 mg/l	1	
Total Kjeldahl Nitrogen	0.5 mg/l	0.5 mg/l	0.5 mg/l	0.5 mg/l	1	
Nitrate plus Nitrite Nitrogen	0.3 mg/l	0.29 mg/l	0.3 mg/l	0.29 mg/l	1	
Total Phosphorus	0.18 mg/l	0.27 mg/l	0.18 mg/l	0.27 mg/l	1	
pH	Minimum 7.9	Maximum 7.9	Minimum 7.9	Maximum 7.9		

Part B - List each pollutant that is limited in an effluent guideline which the facility is subject to or any pollutant listed in the facility's NPDES permit for its process wastewater (if the facility is operating under an existing NPDES permit). Complete one table for each outfall. See the instructions for additional details and requirements.

Pollutant and CAS Number (if available)	Maximum Values (include units)		Average Values (include units)		Number of Storm Events Sampled	Sources of Pollutants
	Grab Sample Taken During First 30 Minutes	Flow-weighted Composite	Grab Sample Taken During First 30 Minutes	Flow-weighted Composite		
Antimony 7440-36-0	<0.04 mg/l	<0.04 mg/l	<0.04 mg/l	<0.04 mg/l	1	
Cyanide	<0.002 mg/l		<0.002 mg/l		1	
Mercury 7439-97-6	<0.0002 mg/l	<0.0002 mg/l	<0.0002 mg/l	<0.0002 mg/l	1	
Phenols	0.004 mg/l		0.004 mg/l		1	
Selenium 7782-49-2	<0.002 mg/l	<0.002 mg/l	<0.002 mg/l	<0.002 mg/l	1	
Sulfate	11 mg/l	<10 mg/l	11 mg/l	<10 mg/l	1	
Surfactants	0.15 mg/l	0.08 mg/l	0.15 mg/l	0.08 mg/l	1	
Aluminum 7429-90-5	0.87 mg/l	0.83 mg/l	0.87 mg/l	0.83 mg/l	1	
Arsenic 7440-38-2	<0.04 mg/l	<0.04 mg/l	<0.04 mg/l	<0.04 mg/l	1	
Boron 7440-42-8	0.022mg/l	0.020 mg/l	0.022 mg/l	0.020 mg/l	1	
Beryllium 7440-41-7	<0.0004mg/l	<0.0004mg/l	<0.0004mg/l	<0.0004mg/l	1	
Cadmium 7440-43-9	<0.004 mg/l	<0.004 mg/l	<0.004 mg/l	<0.004 mg/l	1	
Calcium 7440-70-2	23.4 mg/l	20.0 mg/l	23.4 mg/l	20.0 mg/l	1	
Chromium 7440-47-3	<0.006 mg/l	<0.006 mg/l	<0.006 mg/l	<0.006 mg/l	1	
Cobalt 7440-48-4	<0.002 mg/l	<0.002 mg/l	<0.002 mg/l	<0.002 mg/l	1	
Copper 7440-50-8	0.019 mg/l	0.026 mg/l	0.019 mg/l	0.026 mg/l	1	
Iron 7439-89-6	1.07 mg/l	2.10 mg/l	1.07 mg/l	2.10 mg/l	1	
Lead 7439-92-1	0.02 mg/l	0.02 mg/l	0.02 mg/l	0.02 mg/l	1	
Lithium 7439-93-2	<0.02 mg/l	<0.02 mg/l	<0.02 mg/l	<0.02 mg/l	1	
Magnesium 7439-95-4	3.96 mg/l	2.95 mg/l	3.96 mg/l	2.95 mg/l	1	
Manganese 7439-96-5	0.055 mg/l	0.122 mg/l	0.055 mg/l	0.122 mg/l	1	
Molybdenum 7439-98-7	0.008 mg/l	0.007 mg/l	0.008 mg/l	0.007 mg/l	1	
Nickel 7440-02-0	<0.008 mg/l	<0.008 mg/l	<0.008 mg/l	<0.008 mg/l	1	
Potassium 7440-09-7	1.7 mg/l	1.4 mg/l	1.7 mg/l	1.4 mg/l	1	
Silver 7440-22-4	<0.006 mg/l	<0.006 mg/l	<0.006 mg/l	<0.006 mg/l	1	
Sodium 7440-23-5	2.48 mg/l	1.67 mg/l	2.48 mg/l	1.67 mg/l	1	
Titanium 7440-32-6	0.01 mg/l	0.02 mg/l	0.01 mg/l	0.02 mg/l	1	
Zinc 7440-66-6	0.12 mg/l	0.19 mg/l	0.12 mg/l	0.19 mg/l	1	

Continue on Reverse

Continued from front.

Part C- List each pollutant shown in Tables 2F-2, 2F-3, and 2F4 that you know or have reason to believe is present. See the instructions for additional details and requirements. Complete one table for each outfall.

Pollutant and CAS Number (if availible)	Maximum Values (include units)		Average Values (include units)		Number of Storm Events Sampled	Sources of Pollutants
	Grab Sample Taken During First 30 Minutes	Flow-weighted Composite	Grab Sample Taken During First 30 Minutes	Flow-weighted Composite		
1,1,1,-trichloroethane 71-55-6	<0.010 mg/l		<0.010 mg/l		1	
1,1,2,2-tetrachloroethane 79-34-5	<0.010 mg/l		<0.010 mg/l		1	
1,1,2- trichloroethane 79-00-5	<0.010 mg/l		<0.010 mg/l		1	
1,1-dichloroethane 75-34-3	<0.010 mg/l		<0.010 mg/l		1	
1,1-dichloroethylene 75-35-4	<0.010 mg/l		<0.010 mg/l		1	
1,2-dichloroethane 107-06-2	<0.010 mg/l		<0.010 mg/l		1	
1,2-dichloropropane 78-87-5	<0.010 mg/l		<0.010 mg/l		1	
2-chloroethylvinylether 110-75-8	<0.010 mg/l		<0.010 mg/l		1	
benzene 71-43-2	<0.010 mg/l		<0.010 mg/l		1	
bromodichloromethane 75-27-4	<0.010 mg/l		<0.010 mg/l		1	
bromoform 75-25-2	<0.010 mg/l		<0.010 mg/l		1	
bromomethane 74-83-9	<0.010 mg/l		<0.010 mg/l		1	
carbon tetrachloride 56-23-5	<0.010 mg/l		<0.010 mg/l		1	
chlorobenzene 108-90-7	<0.010 mg/l		<0.010 mg/l		1	
chloroethane 75-00-3	<0.010 mg/l		<0.010 mg/l		1	
chloroform 67-66-3	<0.010 mg/l		<0.010 mg/l		1	
chloromethane 74-87-3	<0.010 mg/l		<0.010 mg/l		1	
dibromochloromethane 124-48-1	<0.010 mg/l		<0.010 mg/l		1	
ethylbenzene 100-41-4	<0.010 mg/l		<0.010 mg/l		1	
toluene 108-88-3	<0.010 mg/l		<0.010 mg/l		1	
vinyl chloride 75-01-4	<0.010 mg/l		<0.010 mg/l		1	
1,3-dichloropropene 10061-01-5	<0.010 mg/l		<0.010 mg/l		1	
trans-1,2-dichloroethene 156-60-5	<0.010 mg/l		<0.010 mg/l		1	
alpha activity 12587-46-1	10 pci/l	4.5 pci/l	10 pci/l	4.5 pci/l	1	
beta activity 12587-46-1	12 pci/l	5.6 pci/l	12 pci/l	5.6 pci/l	1	
fecal coliform	8,000 co/.1L	<1 co/.1L	8,000 co/.1L	<1 co/.1L	1	
Thallium 7440-28-0	<0.005 mg/l	<0.005 mg/l	<0.005 mg/l	<0.005 mg/l	1	
Uranium 7440-61-1	0.002 mg/l	0.002 mg/l	0.002 mg/l	0.002 mg/l	1	
Gamma activity	-9.5 pci/l	70 pci/l	-9.5 pci/l	70 pci/l	1	

Part D- Provide data for the storm event(s) which resulted in the maximum values for the flow weighted composite sample.

1. Date of Storm Event	2. Duration of Storm (in minutes)	3. Total rainfall during storm event (in inches)	4. Number of hours between beginning of storm measured and end of previous measurable rain event	5. Maximum flow rate during rain event (gallons/min or specify units)	6. Total flow from rain event (gallons or specify units)	7. Season sample was taken	8. Form of Precipitation (rainfall, snowmelt)
8/26/91	410	1.2	160.2	2,868	373,935	Summer	Rainfall

9. Provide a description of the method of flow measurement or estimate.

An ISCO 3230 Flow meter was used to obtain water level readings. This instrument was calibrated with the normal dry weather flow, if present, as level zero. The flow meter was programmed with the characteristics of the conveyance so that flow rates and total flows could be calculated by the meter.

Outfall 21

Parts B and C Continued

Pollutant and CAS Number (if availible)	Maximum Values (include units)		Average Values (include units)		Number of Storm Events Sampled	Sources of Pollutants
	Grab Sample Taken During First 30 Minutes	Flow-weighted Composite	Grab Sample Taken During First 30 Minutes	Flow-weighted Composite		
Barium 7440-39-3	0.0300 mg/l	0.0296 mg/l	0.0300 mg/l	0.0296 mg/l	1	
methylene chloride 75-09-2	<0.010 mg/l		<0.010 mg/l		1	
tetrachloroethene 127-18-4	<0.010 mg/l		<0.010 mg/l		1	
trichloroethene 79-01-6	<0.010 mg/l		<0.010 mg/l		1	
Xylenes	<0.010 mg/l		<0.010 mg/l		1	
1,2,4-trichlorobenzene 120-82-1	<0.010 mg/l	<0.010 mg/l	<0.010 mg/l	<0.010 mg/l	1	
1,2-dichlorobenzene 95-50-1	<0.010 mg/l	<0.010 mg/l	<0.010 mg/l	<0.010 mg/l	1	
1,3-dichlorobenzene 541-73-1	<0.010 mg/l	<0.010 mg/l	<0.010 mg/l	<0.010 mg/l	1	
1,4-dichlorobenzene 106-46-7	<0.010 mg/l	<0.010 mg/l	<0.010 mg/l	<0.010 mg/l	1	
2,4-dinitrotoluene 121-14-2	<0.010 mg/l	<0.010 mg/l	<0.010 mg/l	<0.010 mg/l	1	
2,6-dinitrotoluene 606-20-2	<0.010 mg/l	<0.010 mg/l	<0.010 mg/l	<0.010 mg/l	1	
2-chloronaphthalene 91-58-7	<0.010 mg/l	<0.010 mg/l	<0.010 mg/l	<0.010 mg/l	1	
3,3'-dichlorobenzidine 91-94-1	<0.010 mg/l	<0.010 mg/l	<0.010 mg/l	<0.010 mg/l	1	
4-bromophenylphenyl ether 101-55-3	<0.010 mg/l	<0.010 mg/l	<0.010 mg/l	<0.010 mg/l	1	
4-chlorophenylphenyl ether 7005-72-3	<0.010 mg/l	<0.010 mg/l	<0.010 mg/l	<0.010 mg/l	1	
acenaphthene 83-32-9	<0.010 mg/l	<0.010 mg/l	<0.010 mg/l	<0.010 mg/l	1	
acenaphthylene 208-96-8	<0.010 mg/l	<0.010 mg/l	<0.010 mg/l	<0.010 mg/l	1	
anthracene 120-12-7	<0.010 mg/l	<0.010 mg/l	<0.010 mg/l	<0.010 mg/l	1	
benzidine 92-87-5	<0.030 mg/l	<0.030 mg/l	<0.030 mg/l	<0.030 mg/l	1	
benzo(a)anthracene 56-55-3	<0.010 mg/l	<0.010 mg/l	<0.010 mg/l	<0.010 mg/l	1	
benzo(a)pyrene 50-32-8	<0.010 mg/l	<0.010 mg/l	<0.010 mg/l	<0.010 mg/l	1	
benzo(b)fluoranthene 205-99-2	<0.010 mg/l	<0.010 mg/l	<0.010 mg/l	<0.010 mg/l	1	
benzo(ghi)perylene 191-24-2	<0.010 mg/l	<0.010 mg/l	<0.010 mg/l	<0.010 mg/l	1	
benzo(k)fluoranthene 207-08-9	<0.010 mg/l	<0.010 mg/l	<0.010 mg/l	<0.010 mg/l	1	
benzyl butyl phthalate 85-68-7	<0.010 mg/l	<0.010 mg/l	<0.010 mg/l	<0.010 mg/l	1	
bis(2-chloroethoxy)methane 111-91-1	<0.010 mg/l	<0.010 mg/l	<0.010 mg/l	<0.010 mg/l	1	
bis(2-chloroethyl)ether 111-44-4	<0.010 mg/l	<0.010 mg/l	<0.010 mg/l	<0.010 mg/l	1	
bis(2-chloroisopropyl) ether 108-60-1	<0.010 mg/l	<0.010 mg/l	<0.010 mg/l	<0.010 mg/l	1	
bis(2-ethylhexyl)phthalate 117-81-7	<0.010 mg/l	0.015 mg/l	<0.010 mg/l	0.015 mg/l	1	
chrysene 218-01-9	<0.010 mg/l	<0.010 mg/l	<0.010 mg/l	<0.010 mg/l	1	
di-n-butyl phthalate 84-74-2	<0.010 mg/l	<0.010 mg/l	<0.010 mg/l	<0.010 mg/l	1	
di-n-octyl phthalate 117-84-0	<0.010 mg/l	0.033 mg/l	<0.010 mg/l	0.033 mg/l	1	
dibenzo(a,h)anthracene 53-70-3	<0.010 mg/l	<0.010 mg/l	<0.010 mg/l	<0.010 mg/l	1	
diethyl phthalate 84-66-2	<0.010 mg/l	<0.010 mg/l	<0.010 mg/l	<0.010 mg/l	1	
dimethyl phthalate 131-11-3	<0.010 mg/l	<0.010 mg/l	<0.010 mg/l	<0.010 mg/l	1	
fluoranthene 206-44-0	<0.010 mg/l	<0.010 mg/l	<0.010 mg/l	<0.010 mg/l	1	
fluorene 86-73-7	<0.010 mg/l	<0.010 mg/l	<0.010 mg/l	<0.010 mg/l	1	
hexachlorobenzene 118-74-1	<0.010 mg/l	<0.010 mg/l	<0.010 mg/l	<0.010 mg/l	1	
hexachlorobutadiene 87-68-3	<0.010 mg/l	<0.010 mg/l	<0.010 mg/l	<0.010 mg/l	1	
hexachlorocyclopentadiene 77-47-4	<0.010 mg/l	<0.010 mg/l	<0.010 mg/l	<0.010 mg/l	1	
hexachloroethane 67-72-1	<0.010 mg/l	<0.010 mg/l	<0.010 mg/l	<0.010 mg/l	1	
indeno(1,2,3-cd)pyrene 193-39-5	<0.010 mg/l	<0.010 mg/l	<0.010 mg/l	<0.010 mg/l	1	
isophorone 78-59-1	<0.010 mg/l	<0.010 mg/l	<0.010 mg/l	<0.010 mg/l	1	
N-nitrosodi-n-propylamine 621-64-7	<0.010 mg/l	<0.010 mg/l	<0.010 mg/l	<0.010 mg/l	1	
N-nitrosodimethylamine 62-75-9	<0.010 mg/l	<0.010 mg/l	<0.010 mg/l	<0.010 mg/l	1	
N-nitrosodiphenylamine 86-30-6	<0.010 mg/l	<0.010 mg/l	<0.010 mg/l	<0.010 mg/l	1	
naphthalene 91-20-3	<0.010 mg/l	<0.010 mg/l	<0.010 mg/l	<0.010 mg/l	1	
nitrobenzene 98-95-3	<0.010 mg/l	<0.010 mg/l	<0.010 mg/l	<0.010 mg/l	1	
phenanthrene 85-01-8	<0.010 mg/l	<0.010 mg/l	<0.010 mg/l	<0.010 mg/l	1	
pyrene 129-00-0	<0.010 mg/l	<0.010 mg/l	<0.010 mg/l	<0.010 mg/l	1	
2,4,6-trichlorophenol 88-06-2	<0.030 mg/l	<0.030 mg/l	<0.030 mg/l	<0.030 mg/l	1	
2,4-dichlorophenol 120-83-2	<0.030 mg/l	<0.030 mg/l	<0.030 mg/l	<0.030 mg/l	1	
2,4-dimethylphenol 105-67-9	<0.030 mg/l	<0.030 mg/l	<0.030 mg/l	<0.030 mg/l	1	
2,4-dinitrophenol 51-28-5	<0.030 mg/l	<0.030 mg/l	<0.030 mg/l	<0.030 mg/l	1	

Outfall 21

Parts B and C Continued

Pollutant and CAS Number (if availible)	Maximum Values (include units)		Average Values (include units)		Number of Storm Events Sampled	Sources of Pollutants
	Grab Sample Taken During First 30 Minutes	Flow-weighted Composite	Grab Sample Taken During First 30 Minutes	Flow-weighted Composite		
2-methyl-4,6-dinitrophenol 534-52-1	<0.030 mg/l	<0.030 mg/l	<0.030 mg/l	<0.030 mg/l	1	
2-nitrophenol 88-75-5	<0.030 mg/l	<0.030 mg/l	<0.030 mg/l	<0.030 mg/l	1	
4-chloro-3-methyl phenol 59-50-7	<0.030 mg/l	<0.030 mg/l	<0.030 mg/l	<0.030 mg/l	1	
4-nitrophenol 100-02-7	<0.030 mg/l	<0.030 mg/l	<0.030 mg/l	<0.030 mg/l	1	
pentachlorophenol 87-86-5	<0.030 mg/l	<0.030 mg/l	<0.030 mg/l	<0.030 mg/l	1	
phenol 108-95-2	<0.030 mg/l	<0.030 mg/l	<0.030 mg/l	<0.030 mg/l	1	
4,4'--DDD 72-54-8	<0.000004 mg/l	<0.000004mg/l	<0.000004 mg/l	<0.000004 mg/l	1	
4,4'--DDE 72-55-9	<0.000004 mg/l	<0.000004mg/l	<0.000004 mg/l	<0.000004 mg/l	1	
4,4'-DDT 50-29-3	<0.000004 mg/l	<0.000004mg/l	<0.000004 mg/l	<0.000004 mg/l	1	
aldrin 309-00-2	<0.000004 mg/l	<0.000004mg/l	<0.000004 mg/l	<0.000004 mg/l	1	
chlordane 57-74-9	<0.00002 mg/l	<0.00002 mg/l	<0.00002 mg/l	<0.00002 mg/l	1	
dieldrin 60-57-1	<0.000004 mg/l	<0.000004mg/l	<0.000004 mg/l	<0.000004 mg/l	1	
endosulfan I 959-98-8	<0.000004 mg/l	<0.000004mg/l	<0.000004 mg/l	<0.000004 mg/l	1	
endosulfan II 33213-65-9	<0.000004 mg/l	<0.000004mg/l	<0.000004 mg/l	<0.000004 mg/l	1	
endosulfan sulfate 1031-07-8	<0.000004 mg/l	<0.000004mg/l	<0.000004 mg/l	<0.000004 mg/l	1	
endrin 72-20-8	<0.00005 mg/l	<0.00005 mg/l	<0.00005 mg/l	<0.00005 mg/l	1	
endrin aldehyde 7421-93-4	<0.000004 mg/l	<0.000004mg/l	<0.000004 mg/l	<0.000004 mg/l	1	
heptachlor 76-44-8	<0.000004 mg/l	<0.000004mg/l	<0.000004 mg/l	<0.000004 mg/l	1	
heptachlor epoxide 1024-57-3	<0.000004 mg/l	<0.000004mg/l	<0.000004 mg/l	<0.000004 mg/l	1	
toxaphene 8001-35-2	<0.0002 mg/l	<0.0002 mg/l	<0.0002 mg/l	<0.0002 mg/l	1	
alpha-BHC 319-84-6	<0.000004 mg/l	<0.000004mg/l	<0.000004 mg/l	<0.000004 mg/l	1	
beta-BHC 319-85-7	<0.000004 mg/l	<0.000004mg/l	<0.000004 mg/l	<0.000004 mg/l	1	
delta-BHC 319-86-8	<0.000004 mg/l	<0.000004mg/l	<0.000004 mg/l	<0.000004 mg/l	1	
gamma-BHC 58-89-8	<0.00001 mg/l	<0.00001 mg/l	<0.00001 mg/l	<0.00001 mg/l	1	
2-chlorophenol 95-57-8	<0.030 mg/l	<0.030 mg/l	<0.030 mg/l	<0.030 mg/l	1	
Aroclor-1242 53469-21-9	<0.0005 mg/l	<0.0005 mg/l	<0.0005 mg/l	<0.0005 mg/l	1	
Aroclor-1254 11097-69-1	<0.0005 mg/l	<0.0005 mg/l	<0.0005 mg/l	<0.0005 mg/l	1	
Aroclor-1221 11104-28-2	<0.0005 mg/l	<0.0005 mg/l	<0.0005 mg/l	<0.0005 mg/l	1	
Aroclor-1232 11141-16-5	<0.0005 mg/l	<0.0005 mg/l	<0.0005 mg/l	<0.0005 mg/l	1	
Aroclor-1248 12672-29-6	<0.0005 mg/l	<0.0005 mg/l	<0.0005 mg/l	<0.0005 mg/l	1	
Aroclor-1260 11096-82-5	<0.0005 mg/l	<0.0005 mg/l	<0.0005 mg/l	<0.0005 mg/l	1	
Aroclor-1016 12674-11-2	<0.0005 mg/l	<0.0005 mg/l	<0.0005 mg/l	<0.0005 mg/l	1	
Cresols	<0.030 mg/l	<0.030 mg/l	<0.030 mg/l	<0.030 mg/l	1	
Acrolein	<0.010 mg/l	<0.010 mg/l	<0.010 mg/l	<0.010 mg/l	1	
Acrylonitrile	<0.010 mg/l	<0.010 mg/l	<0.010 mg/l	<0.010 mg/l	1	
1,2-diphenylhydrazine (azobenzene)	Results pending	Results pending	Results pending	Results pending	1	

EPA ID Number (copy from Item 1 of Form1)

Outfall 33

Form Approved OMB No. 2040-0086
Approval expires 5-31-92

VII. Discharge Information (continued from page 3 of Form 2F)

Part A - You must provide the results of at least one analysis for every pollutant in this table. Complete one table for each outfall. See instructions for additional details.

Pollutant and CAS Number (if availible)	Maximum Values (include units)		Average Values (include units)		Number of Storm Events Sampled	Sources of Pollutants
	Grab Sample Taken During First 30 Minutes	Flow-weighted Composite	Grab Sample Taken During First 30 Minutes	Flow-weighted Composite		
Oil and Grease	<2 mg/l		<2 mg/l		1	
Biological Oxygen Demand (BOD5)	5.67 mg/l	<5 mg/l	5.67 mg/l	<5 mg/l	1	
Chemical Oxygen Demand (COD)	5.5 mg/l	<5mg/l	5.5 mg/l	<5 mg/l	1	
Total Suspended Solids (TSS)	12 mg/l	6 mg/l	12 mg/l	6 mg/l	1	
Total Kjeldahl Nitrogen	0.3 mg/l	0.3 mg/l	0.3 mg/l	0.3 mg/l	1	
Nitrate plus Nitrite Nitrogen	0.94 mg/l	2.021 mg/l	0.94 mg/l	2.021 mg/l	1	
Total Phosphorus	0.11 mg/l	<0.1 mg/l	0.11 mg/l	<0.1 mg/l	1	
pH	Minimum 7.8	Maximum 7.8	Minimum 7.8	Maximum 7.8		

Part B - List each pollutant that is limited in an effluent guideline which the facility is subject to or any pollutant listed in the facility's NPDES permit for its process wastewater (if the facility is operating under an existing NPDES permit). Complete one table for each outfall. See the instructions for additional details and requirements.

Pollutant and CAS Number (if availible)	Maximum Values (include units)		Average Values (include units)		Number of Storm Events Sampled	Sources of Pollutants
	Grab Sample Taken During First 30 Minutes	Flow-weighted Composite	Grab Sample Taken During First 30 Minutes	Flow-weighted Composite		
Antimony 7440-36-0	<0.04 mg/l	<0.04 mg/l	<0.04 mg/l	<0.04 mg/l	1	
Cyanide	<0.002 mg/l		<0.002 mg/l		1	
Mercury 7439-97-6	0.011 mg/l	0.0013 mg/l	0.011 mg/l	0.0013 mg/l	1	
Phenols	<0.001 mg/l		<0.001 mg/l		1	
Selenium 7782-49-2	<0.002 mg/l	<0.002 mg/l	<0.002 mg/l	<0.002 mg/l	1	
Sulfate	<10 mg/l	<10 mg/l	<10 mg/l	<10 mg/l	1	
Surfactants	<0.05 mg/l	<0.05 mg/l	<0.05 mg/l	<0.05 mg/l	1	
Aluminum 7429-90-5	1.01 mg/l	0.91 mg/l	1.01 mg/l	0.91 mg/l	1	
Arsenic 7440-38-2	<0.4 mg/l	<0.4 mg/l	<0.4 mg/l	<0.4 mg/l	1	
Boron 7440-42-8	0.030 mg/l	0.046 mg/l	0.030 mg/l	0.046 mg/l	1	
Beryllium 7440-41-7	<0.0004 mg/l	<0.0004 mg/l	<0.0004 mg/l	<0.0004 mg/l	1	
Cadmium 7440-43-9	<0.004 mg/l	<0.004 mg/l	<0.004 mg/l	<0.004 mg/l	1	
Calcium 7440-70-2	16.8 mg/l	24.0 mg/l	16.8 mg/l	24.0 mg/l	1	
Chromium 7440-47-3	0.006 mg/l	<0.006 mg/l	0.006 mg/l	<0.006 mg/l	1	
Cobalt 7440-48-4	<0.002 mg/l	<0.002 mg/l	<0.002 mg/l	<0.002 mg/l	1	
Copper 7440-50-8	0.020 mg/l	0.013 mg/l	0.020 mg/l	0.013 mg/l	1	
Iron 7439-89-6	1.57 mg/l	1.13 mg/l	1.57 mg/l	1.13 mg/l	1	
Lead 7439-92-1	<0.02 mg/l	<0.02 mg/l	<0.02 mg/l	<0.02 mg/l	1	
Lithium 7439-93-2	<0.02 mg/l	<0.02 mg/l	<0.02 mg/l	<0.02 mg/l	1	
Magnesium 7439-95-4	3.82 mg/l	6.34 mg/l	3.82 mg/l	6.34 mg/l	1	
Manganese 7439-96-5	0.038 mg/l	0.030 mg/l	0.038 mg/l	0.030 mg/l	1	
Molybdenum 7439-98-7	<0.006 mg/l	<0.006 mg/l	<0.006 mg/l	<0.006 mg/l	1	
Nickel 7440-02-0	<0.008 mg/l	<0.008 mg/l	<0.008 mg/l	<0.008 mg/l	1	
Potassium 7440-09-7	1.2 mg/l	1.4 mg/l	1.2 mg/l	1.4 mg/l	1	
Silver 7440-22-4	<0.006 mg/l	<0.006 mg/l	<0.006 mg/l	<0.006 mg/l	1	
Sodium 7440-23-5	2.91 mg/l	4.66 mg/l	2.91 mg/l	4.66 mg/l	1	
Titanium 7440-32-6	0.02 mg/l	0.01 mg/l	0.02 mg/l	0.01 mg/l	1	
Zinc 7440-66-6	0.02 mg/l	0.02 mg/l	0.02 mg/l	0.02 mg/l	1	

Continue on Reverse

Continued from front.

Part C- List each pollutant shown in Tables 2F-2, 2F-3, and 2F4 that you know or have reason to believe is present. See the instructions for additional details and requirements. Complete one table for each outfall.

Pollutant and CAS Number (if availible)	Maximum Values (include units)		Average Values (include units)		Number of Storm Events Sampled	Sources of Pollutants
	Grab Sample Taken During First 30 Minutes	Flow-weighted Composite	Grab Sample Taken During First 30 Minutes	Flow-weighted Composite		
1,1,1,-trichloroethane 71-55-6	<0.010 mg/l		<0.010 mg/l		1	
1,1,2,2-tetrachloroethane 79-34-5	<0.010 mg/l		<0.010 mg/l		1	
1,1,2- trichloroethane 79-00-5	<0.010 mg/l		<0.010 mg/l		1	
1,1-dichloroethane 75-34-3	<0.010 mg/l		<0.010 mg/l		1	
1,1-dichloroethylene 75-35-4	<0.010 mg/l		<0.010 mg/l		1	
1,2-dichloroethane 107-06-2	<0.010 mg/l		<0.010 mg/l		1	
1,2-dichloropropane 78-87-5	<0.010 mg/l		<0.010 mg/l		1	
2-chloroethylvinylether 110-75-8	<0.010 mg/l		<0.010 mg/l		1	
benzene 71-43-2	<0.010 mg/l		<0.010 mg/l		1	
bromodichloromethane 75-27-4	<0.010 mg/l		<0.010 mg/l		1	
bromoform 75-25-2	<0.010 mg/l		<0.010 mg/l		1	
bromomethane 74-83-9	<0.010 mg/l		<0.010 mg/l		1	
carbon tetrachloride 56-23-5	<0.010 mg/l		<0.010 mg/l		1	
chlorobenzene 108-90-7	<0.010 mg/l		<0.010 mg/l		1	
chloroethane 75-00-3	<0.010 mg/l		<0.010 mg/l		1	
chloroform 67-66-3	<0.010 mg/l		<0.010 mg/l		1	
chloromethane 74-87-3	<0.010 mg/l		<0.010 mg/l		1	
dibromochloromethane 124-48-1	<0.010 mg/l		<0.010 mg/l		1	
ethylbenzene 100-41-4	<0.010 mg/l		<0.010 mg/l		1	
toluene 108-88-3	<0.010 mg/l		<0.010 mg/l		1	
vinyl chloride 75-01-4	<0.010 mg/l		<0.010 mg/l		1	
1,3-dichloropropene 10061-01-5	<0.010 mg/l		<0.010 mg/l		1	
trans-1,2-dichloroethene 156-60-5	<0.010 mg/l		<0.010 mg/l		1	
alpha activity 12587-46-1	1.7 pci/l	2.1 pci/l	1.7 pci/l	2.1 pci/l	1	
beta activity 12587-46-1	1.2 pci/l	5.9 pci/l	1.2 pci/l	5.9 pci/l	1	
focal coliform	15 co/.1L	20 co/.1L	15 co/.1L	20 co/.1L	1	
Thallium 7440-28-0	<0.4 mg/l	<0.4 mg/l	<0.4 mg/l	<0.4 mg/l	1	
Uranium 7440-61-1	0.004 mg/l	0.005 mg/l	0.004 mg/l	0.005 mg/l	1	
Gamma activity	100 pci/l	9.3 pci/l	100 pci/l	9.3 pci/l	1	

Part D- Provide data for the sorm event(s) which resulted in the maximum values for the flow weighted composite sample.

1. Date of Storm Event	2. Duration of Storm (in minutes)	3. Total rainfall during storm event (in inches)	4. Number of hours between beginning of storm measured and end of previous measurable rain event	5. Maximum flow rate during rain event (gallons/min or specify units)	6. Total flow from rain event (gallons or specify units)	7. Season sample was taken	8. Form of Precipitation (rainfall, snowmelt)
1/3/92	435	1.1	128.8	20.9	3,435	Winter	Rainfall

9. Provide a description of the method of flow measurement or estimate.

An ISCO 3230 Flow meter was used to obtain water level readings. This instrument was calibrated with the normal dry weather flow, if present, as level zero. The flow meter was programmed with the characteristics of the conveyance so that flow rates and total flows could be calculated by the meter.

Outfall 33

Parts B and C Continued

Pollutant and CAS Number (if availible)	Maximum Values (include units)		Average Values (include units)		Number of Storm Events Sampled	Sources of Pollutants
	Grab Sample Taken During First 30 Minutes	Flow-weighted Composite	Grab Sample Taken During First 30 Minutes	Flow-weighted Composite		
Barium 7440-39-3	0.0199 mg/l	0.0255 mg/l	0.0199 mg/l	0.0255 mg/l	1	
methylene chloride 75-09-2	<0.010 mg/l		<0.010 mg/l		1	
tetrachloroethene 127-18-4	<0.010 mg/l		<0.010 mg/l		1	
trichloroethane 79-01-6	<0.010 mg/l		<0.010 mg/l		1	
Xylenes	<0.010 mg/l		<0.010 mg/l		1	
1,2,4-trichlorobenzene 120-82-1	<0.010 mg/l	<0.010 mg/l	<0.010 mg/l	<0.010 mg/l	1	
1,2-dichlorobenzene 95-50-1	<0.010 mg/l	<0.010mg/l	<0.010 mg/l	<0.010 mg/l	1	
1,3-dichlorobenzene 541-73-1	<0.010 mg/l	<0.010 mg/l	<0.010 mg/l	<0.010 mg/l	1	
1,4-dichlorobenzene 106-46-7	<0.010 mg/l	<0.010mg/l	<0.010 mg/l	<0.010 mg/l	1	
2,4-dinitrotoluene 121-14-2	<0.010 mg/l	<0.010 mg/l	<0.010 mg/l	<0.010 mg/l	1	
2,6-dinitrotoluene 606-20-2	<0.010 mg/l	<0.010 mg/l	<0.010 mg/l	<0.010 mg/l	1	
2-chloronaphthalene 91-58-7	<0.010 mg/l	<0.010 mg/l	<0.010 mg/l	<0.010 mg/l	1	
3,3'-dichlorobenzidine 91-94-1	<0.010 mg/l	<0.010 mg/l	<0.010 mg/l	<0.010 mg/l	1	
4-bromophenylphenyl ether 101-55-3	<0.010 mg/l	<0.010mg/l	<0.010 mg/l	<0.010 mg/l	1	
4-chlorophenylphenyl ether 7005-72-3	<0.010 mg/l	<0.010 mg/l	<0.010 mg/l	<0.010 mg/l	1	
acenaphthene 83-32-9	<0.010 mg/l	<0.010 mg/l	<0.010 mg/l	<0.010 mg/l	1	
acenaphthylene 208-96-8	<0.010 mg/l	<0.010 mg/l	<0.010 mg/l	<0.010 mg/l	1	
anthracene 120-12-7	<0.010 mg/l	<0.010 mg/l	<0.010 mg/l	<0.010 mg/l	1	
benzidine 92-87-5	<0.030 mg/l	<0.030 mg/l	<0.030 mg/l	<0.030 mg/l	1	
benzo(a)anthracene 56-55-3	<0.010 mg/l	<0.010 mg/l	<0.010 mg/l	<0.010 mg/l	1	
benzo(a)pyrene 50-32-8	<0.010 mg/l	<0.010 mg/l	<0.010 mg/l	<0.010 mg/l	1	
benzo(b)fluoranthene 205-99-2	<0.010 mg/l	<0.010 mg/l	<0.010 mg/l	<0.010 mg/l	1	
benzo(ghi)perylene 191-24-2	<0.010 mg/l	<0.010 mg/l	<0.010 mg/l	<0.010 mg/l	1	
benzo(k)fluoranthene 207-08-9	<0.010 mg/l	<0.010 mg/l	<0.010 mg/l	<0.010 mg/l	1	
benzyl butyl phthalate 85-68-7	<0.010 mg/l	<0.010 mg/l	<0.010 mg/l	<0.010 mg/l	1	
bis(2-chloroethoxy)methane 111-91-1	<0.010 mg/l	<0.010 mg/l	<0.010 mg/l	<0.010 mg/l	1	
bis(2-chloroethyl)ether 111-44-4	<0.010 mg/l	<0.010 mg/l	<0.010 mg/l	<0.010 mg/l	1	
bis(2-chloroisopropyl) ether 108-60-1	<0.010 mg/l	<0.010 mg/l	<0.010 mg/l	<0.010 mg/l	1	
bis(2-ethylhexyl)phthalate 117-81-7	<0.010 mg/l	<0.010 mg/l	<0.010 mg/l	<0.010 mg/l	1	
chrysene 218-01-9	<0.010 mg/l	<0.010 mg/l	<0.010 mg/l	<0.010 mg/l	1	
di-n-butyl phthalate 84-74-2	<0.010 mg/l	<0.010 mg/l	<0.010 mg/l	<0.010 mg/l	1	
di-n-octyl phthalate 117-84-0	<0.010 mg/l	<0.010 mg/l	<0.010 mg/l	<0.010 mg/l	1	
dibenzo(a,h)anthracene 53-70-3	<0.010 mg/l	<0.010 mg/l	<0.010 mg/l	<0.010 mg/l	1	
diethyl phthalate 84-66-2	<0.010 mg/l	<0.010 mg/l	<0.010 mg/l	<0.010 mg/l	1	
dimethyl phthalate 131-11-3	<0.010 mg/l	<0.010 mg/l	<0.010 mg/l	<0.010 mg/l	1	
fluoranthene 206-44-0	<0.010 mg/l	<0.010 mg/l	<0.010 mg/l	<0.010 mg/l	1	
fluorene 86-73-7	<0.010 mg/l	<0.010 mg/l	<0.010 mg/l	<0.010 mg/l	1	
hexachlorobenzene 118-74-1	<0.010 mg/l	<0.010 mg/l	<0.010 mg/l	<0.010 mg/l	1	
hexachlorobutadiene 87-68-3	<0.010 mg/l	<0.010 mg/l	<0.010 mg/l	<0.010 mg/l	1	
hexachlorocyclopentadiene 77-47-4	<0.010 mg/l	<0.010 mg/l	<0.010 mg/l	<0.010 mg/l	1	
hexachloroethane 67-72-1	<0.010 mg/l	<0.010 mg/l	<0.010 mg/l	<0.010 mg/l	1	
indeno(1,2,3-cd)pyrene 193-39-5	<0.010 mg/l	<0.010 mg/l	<0.010 mg/l	<0.010 mg/l	1	
isophorone 78-59-1	<0.010 mg/l	<0.010 mg/l	<0.010 mg/l	<0.010 mg/l	1	
N-nitrosodi-n-propylamine 621-64-7	<0.010 mg/l	<0.010 mg/l	<0.010 mg/l	<0.010 mg/l	1	
N-nitrosodimethylamine 62-75-9	<0.010 mg/l	<0.010 mg/l	<0.010 mg/l	<0.010 mg/l	1	
N-nitrosodiphenylamine 86-30-6	<0.010 mg/l	<0.010 mg/l	<0.010 mg/l	<0.010 mg/l	1	
naphthalene 91-20-3	<0.010 mg/l	<0.010 mg/l	<0.010 mg/l	<0.010 mg/l	1	
nitrobenzene 98-95-3	<0.010 mg/l	<0.010 mg/l	<0.010 mg/l	<0.010 mg/l	1	
phenanthrene 85-01-8	<0.010 mg/l	<0.010 mg/l	<0.010 mg/l	<0.010 mg/l	1	
pyrene 129-00-0	<0.010 mg/l	<0.010 mg/l	<0.010 mg/l	<0.010 mg/l	1	
2,4,6-trichlorophenol 88-06-2	<0.030 mg/l	<0.030 mg/l	<0.030 mg/l	<0.030 mg/l	1	
2,4-dichlorophenol 120-83-2	<0.030 mg/l	<0.030 mg/l	<0.030 mg/l	<0.030 mg/l	1	
2,4-dimethylphenol 105-67-9	<0.030 mg/l	<0.030 mg/l	<0.030 mg/l	<0.030 mg/l	1	
2,4-dinitrophenol 51-28-5	<0.050 mg/l	<0.050 mg/l	<0.050 mg/l	<0.050 mg/l	1	

Outfall 33

Parts B and C Continued

Pollutant and CAS Number (if availible)	Maximum Values (include units)		Average Values (include units)		Number of Storm Events Sampled	Sources of Pollutants
	Grab Sample Taken During First 30 Minutes	Flow-weighted Composite	Grab Sample Taken During First 30 Minutes	Flow-weighted Composite		
2-methyl-4,6-dinitrophenol 534-52-1	<0.050 mg/l	<0.050 mg/l	<0.050 mg/l	<0.050 mg/l	1	
2-nitrophenol 88-75-5	<0.030 mg/l	<0.030 mg/l	<0.030 mg/l	<0.030 mg/l	1	
4-chloro-3-methyl phenol 59-50-7	<0.030 mg/l	<0.030 mg/l	<0.030 mg/l	<0.030 mg/l	1	
4-nitrophenol 100-02-7	<0.050 mg/l	<0.050 mg/l	<0.050 mg/l	<0.050 mg/l	1	
pentachlorophenol 87-86-5	<0.050 mg/l	<0.050 mg/l	<0.050 mg/l	<0.050 mg/l	1	
phenol 108-95-2	<0.030 mg/l	<0.030 mg/l	<0.030 mg/l	<0.030 mg/l	1	
4,4'--DDD 72-54-8	<0.00001mg/l	<0.00001 mg/l	<0.00001 mg/l	<0.00001 mg/l	1	
4,4'--DDE 72-55-9	<0.00001 mg/l	<0.00001mg/l	<0.00001 mg/l	<0.00001 mg/l	1	
4,4'-DDT 50-29-3	<0.00001 mg/l	<0.00001mg/l	<0.00001 mg/l	<0.00001 mg/l	1	
aldrin 309-00-2	<0.00001 mg/l	<0.00001mg/l	<0.00001 mg/l	<0.00001 mg/l	1	
chlordane 57-74-9	<0.00002 mg/l	<0.00002 mg/l	<0.00002 mg/l	<0.00002 mg/l	1	
dieldrin 60-57-1	<0.00001 mg/l	<0.00001mg/l	<0.00001 mg/l	<0.00001 mg/l	1	
endosulfan I 959-98-8	<0.00001 mg/l	<0.00001mg/l	<0.00001 mg/l	<0.00001 mg/l	1	
endosulfan II 33213-65-9	<0.00001 mg/l	<0.00001mg/l	<0.00001 mg/l	<0.00001 mg/l	1	
endosulfan sulfate 1031-07-8	<0.00001 mg/l	<0.00001mg/l	<0.00001 mg/l	<0.00001 mg/l	1	
endrin 72-20-8	<0.00005 mg/l	<0.00005 mg/l	<0.00005 mg/l	<0.00005 mg/l	1	
endrin aldehyde 7421-93-4	<0.00001 mg/l	<0.00001 mg/l	<0.00001 mg/l	<0.00001 mg/l	1	
heptachlor 76-44-8	<0.00001 mg/l	<0.00001mg/l	<0.00001 mg/l	<0.00001 mg/l	1	
heptachlor epoxide 1024-57-3	<0.00001 mg/l	<0.00001mg/l	<0.00001 mg/l	<0.00001 mg/l	1	
toxaphene 8001-35-2	<0.0002 mg/l	<0.0002 mg/l	<0.0002 mg/l	<0.0002 mg/l	1	
alpha-BHC 319-84-6	<0.00001 mg/l	<0.00001mg/l	<0.00001 mg/l	<0.00001 mg/l	1	
beta-BHC 319-85-7	<0.00001 mg/l	0.000017 mg/l	<0.00001 mg/l	0.000017 mg/l	1	
delta-BHC 319-86-8	<0.00001 mg/l	<0.00001mg/l	<0.00001 mg/l	<0.00001 mg/l	1	
gamma-BHC 58-89-8	<0.00001 mg/l	<0.00001 mg/l	<0.00001 mg/l	<0.00001 mg/l	1	
2-chlorophenol 95-57-8	<0.030 mg/l	<0.030 mg/l	<0.030 mg/l	<0.030 mg/l	1	
Aroclor-1242 53469-21-9	<0.0005 mg/l	<0.0005 mg/l	<0.0005 mg/l	<0.0005 mg/l	1	
Aroclor-1254 11097-69-1	<0.0005 mg/l	<0.0005 mg/l	<0.0005 mg/l	<0.0005 mg/l	1	
Aroclor-1221 11104-28-2	<0.0005 mg/l	<0.0005 mg/l	<0.0005 mg/l	<0.0005 mg/l	1	
Aroclor-1232 11141-16-5	<0.0005 mg/l	<0.0005 mg/l	<0.0005 mg/l	<0.0005 mg/l	1	
Aroclor-1248 12672-29-6	<0.0005 mg/l	<0.0005 mg/l	<0.0005 mg/l	<0.0005 mg/l	1	
Aroclor-1260 11096-82-5	<0.0005 mg/l	<0.0005 mg/l	<0.0005 mg/l	<0.0005 mg/l	1	
Aroclor-1016 12674-11-2	<0.0005 mg/l	<0.0005 mg/l	<0.0005 mg/l	<0.0005 mg/l	1	
Cresols	<0.010 mg/l	<0.010 mg/l	<0.010 mg/l	<0.010 mg/l	1	
Acrolein	<0.010 mg/l	<0.010 mg/l	<0.010 mg/l	<0.010 mg/l	1	
Acrylonitrile	<0.010 mg/l	<0.010 mg/l	<0.010 mg/l	<0.010 mg/l	1	
1,2-diphenylhydrazine (azobenzene)	Results pending	Results pending	Results pending	Results pending	1	

EPA ID Number (copy from Item 1 of Form1)

Outfall 41

Form Approved OMB No. 2040-0086
Approval expires 5-31-92

VII. Discharge Information (continued from page 3 of Form 2F)

Part A - You must provide the results of at least one analysis for every pollutant in this table. Complete one table for each outfall. See instructions for additional details.

Pollutant and CAS Number (if availible)	Maximum Values (include units)		Average Values (include units)		Number of Storm Events Sampled	Sources of Pollutants
	Grab Sample Taken During First 30 Minutes	Flow-weighted Composite	Grab Sample Taken During First 30 Minutes	Flow-weighted Composite		
Oil and Grease	4 mg/l		4 mg/l		1	
Biological Oxygen Demand (BOD5)	<5 mg/l	<5 mg/l	<5 mg/l	<5 mg/l	1	
Chemical Oxygen Demand (COD)	21 mg/l	13 mg/l	21 mg/l	13 mg/l	1	
Total Suspended Solids (TSS)	9.5 mg/l	6.5 mg/l	9.5 mg/l	6.5 mg/l	1	
Total Kjeldahl Nitrogen	0.2 mg/l	0.3 mg/l	0.2 mg/l	0.3 mg/l	1	
Nitrate plus Nitrite Nitrogen	0.58 mg/l	1.24 mg/l	0.58 mg/l	1.24 mg/l	1	
Total Phosphorus	<0.1 mg/l	<0.1 mg/l	<0.1 mg/l	<0.1 mg/l	1	
pH	Minimum 8.3	Maximum 8.3	Minimum 8.3	Maximum 8.3		

Part B - List each pollutant that is limited in an effluent guideline which the facility is subject to or any pollutant listed in the facility's NPDES permit for its process wastewater (if the facility is operating under an existing NPDES permit). Complete one table for each outfall. See the instructions for additional details and requirements.

Pollutant and CAS Number (if availible)	Maximum Values (include units)		Average Values (include units)		Number of Storm Events Sampled	Sources of Pollutants
	Grab Sample Taken During First 30 Minutes	Flow-weighted Composite	Grab Sample Taken During First 30 Minutes	Flow-weighted Composite		
Antimony 7440-36-0	<0.04 mg/l	<0.04 mg/l	<0.04 mg/l	<0.04 mg/l	1	
Cyanide	<0.002 mg/l		<0.002 mg/l		1	
Mercury 7439-97-6	<0.0002 mg/l	0.0003 mg/l	<0.0002 mg/l	0.0003 mg/l	1	
Phenols	0.003 mg/l		0.003 mg/l		1	
Selenium 7782-49-2	<0.002 mg/l	<0.002 mg/l	<0.002 mg/l	<0.002 mg/l	1	
Sulfate	10 mg/l	33 mg/l	10 mg/l	33 mg/l	1	
Surfactants	<0.05 mg/l	<0.05 mg/l	<0.05 mg/l	<0.05 mg/l	1	
Aluminum 7429-90-5	0.56 mg/l	0.43 mg/l	0.56 mg/l	0.43 mg/l	1	
Arsenic 7440-38-2	<0.04 mg/l	<0.04 mg/l	<0.04 mg/l	<0.04 mg/l	1	
Boron 7440-42-8	0.022 mg/l	0.021 mg/l	0.022 mg/l	0.021 mg/l	1	
Beryllium 7440-41-7	<0.0004mg/l	<0.0004mg/l	<0.0004mg/l	<0.0004mg/l	1	
Cadmium 7440-43-9	<0.004 mg/l	<0.004 mg/l	<0.004 mg/l	<0.004 mg/l	1	
Calcium 7440-70-2	13.5 mg/l	24.3 mg/l	13.5 mg/l	24.3 mg/l	1	
Chromium 7440-47-3	<0.006 mg/l	<0.006 mg/l	<0.006 mg/l	<0.006 mg/l	1	
Cobalt 7440-48-4	<0.002 mg/l	<0.002 mg/l	<0.002 mg/l	<0.002 mg/l	1	
Copper 7440-50-8	0.013 mg/l	0.010 mg/l	0.013 mg/l	0.010 mg/l	1	
Iron 7439-89-6	0.64 mg/l	0.46 mg/l	0.64 mg/l	0.46 mg/l	1	
Lead 7439-92-1	<0.02 mg/l	<0.02 mg/l	<0.02 mg/l	<0.02 mg/l	1	
Lithium 7439-93-2	<0.02 mg/l	<0.02 mg/l	<0.02 mg/l	<0.02 mg/l	1	
Magnesium 7439-95-4	1.38 mg/l	2.56 mg/l	1.38 mg/l	2.56 mg/l	1	
Manganese 7439-96-5	0.018 mg/l	0.026 mg/l	0.018 mg/l	0.026 mg/l	1	
Molybdenum 7439-98-7	<0.006 mg/l	<0.006 mg/l	<0.006 mg/l	<0.006 mg/l	1	
Nickel 7440-02-0	<0.008 mg/l	<0.008 mg/l	<0.008 mg/l	<0.008 mg/l	1	
Potassium 7440-09-7	0.7 mg/l	1.0 mg/l	0.7 mg/l	1.0 mg/l	1	
Silver 7440-22-4	<0.006 mg/l	<0.006 mg/l	<0.006 mg/l	<0.006 mg/l	1	
Sodium 7440-23-5	0.35 mg/l	3.08 mg/l	0.35 mg/l	3.08 mg/l	1	
Titanium 7440-32-6	<0.01 mg/l	<0.01 mg/l	<0.01 mg/l	<0.01 mg/l	1	
Zinc 7440-66-6	0.20 mg/l	0.15 mg/l	0.20 mg/l	0.15 mg/l	1	

Continue on Reverse

Continued from front.

Part C- List each pollutant shown in Tables 2F-2, 2F-3, and 2F4 that you know or have reason to believe is present. See the instructions for additional details and requirements. Complete one table for each outfall.

Pollutant and CAS Number (if availible)	Maximum Values (include units)		Average Values (include units)		Number of Storm Events Sampled	Sources of Pollutants
	Grab Sample Taken During First 30 Minutes	Flow-weighted Composite	Grab Sample Taken During First 30 Minutes	Flow-weighted Composite		
1,1,1,-trichloroethane 71-55-6	<0.010 mg/l		<0.010 mg/l		1	
1,1,2,2-tetrachloroethane 79-34-5	<0.010 mg/l		<0.010 mg/l		1	
1,1,2- trichloroethane 79-00-5	<0.010 mg/l		<0.010 mg/l		1	
1,1-dichloroethane 75-34-3	<0.010 mg/l		<0.010 mg/l		1	
1,1-dichloroethylene 75-35-4	<0.010 mg/l		<0.010 mg/l		1	
1,2-dichloroethane 107-06-2	<0.010 mg/l		<0.010 mg/l		1	
1,2-dichloropropane 78-87-5	<0.010 mg/l		<0.010 mg/l		1	
2-chloroethylvinylether 110-75-8	<0.010 mg/l		<0.010 mg/l		1	
benzene 71-43-2	<0.010 mg/l		<0.010 mg/l		1	
bromodichloromethane 75-27-4	<0.010 mg/l		<0.010 mg/l		1	
bromoform 75-25-2	<0.010 mg/l		<0.010 mg/l		1	
bromomethane 74-83-9	<0.010 mg/l		<0.010 mg/l		1	
carbon tetrachloride 56-23-5	<0.010 mg/l		<0.010 mg/l		1	
chlorobenzene 108-90-7	<0.010 mg/l		<0.010 mg/l		1	
chloroethane 75-00-3	<0.010 mg/l		<0.010 mg/l		1	
chloroform 67-66-3	<0.010 mg/l		<0.010 mg/l		1	
chloromethane 74-87-3	<0.010 mg/l		<0.010 mg/l		1	
dibromochloromethane 124-48-1	<0.010 mg/l		<0.010 mg/l		1	
ethylbenzene 100-41-4	<0.010 mg/l		<0.010 mg/l		1	
toluene 108-88-3	<0.010 mg/l		<0.010 mg/l		1	
vinyl chloride 75-01-4	<0.010 mg/l		<0.010 mg/l		1	
1,3-dichloropropene 10061-01-5	<0.010 mg/l		<0.010 mg/l		1	
trans-1,2-dichloroethene 156-60-5	<0.010 mg/l		<0.010 mg/l		1	
alpha activity 12587-46-1	8.7 pci/l	14 pci/l	8.7 pci/l	14 pci/l	1	
beta activity 12587-46-1	28 pci/l	26 pci/l	28 pci/l	26 pci/l	1	
fecal coliform	250 co/.1L	40 co/.1L	250 co/.1L	40 co/.1L	1	
Thallium 7440-28-0	<0.03 mg/l	<0.03 mg/l	<0.03 mg/l	<0.03 mg/l	1	
Uranium 7440-61-1	0.001 mg/l	0.013 mg/l	0.001 mg/l	0.013 mg/l	1	
Gamma activity	-18 pci/l	24 pci/l	-18 pci/l	24 pci/l	1	

Part D- Provide data for the storm event(s) which resulted in the maximum values for the flow weighted composite sample.

1. Date of Storm Event	2. Duration of Storm (in minutes)	3. Total rainfall during storm event (in inches)	4. Number of hours between beginning of storm measured and end of previous measurable rain event	5. Maximum flow rate during rain event (gallons/min or specify units)	6. Total flow from rain event (gallons or specify units)	7. Season sample was taken	8. Form of Precipitation (rainfall, snowmelt)
12/9/91	530	1.1	148.6	137	12,270	Fall	Rainfall

9. Provide a description of the method of flow measurement or estimate.

An ISCO 3230 Flow meter was used to obtain water level readings. This instrument was calibrated with the normal dry weather flow, if present, as level zero. The flow meter was programmed with the characteristics of the conveyance so that flow rates and total flows could be calculated by the meter.

Outfall 41

Parts B and C Continued

Pollutant and CAS Number (if availible)	Maximum Values (include units)		Average Values (include units)		Number of Storm Events Sampled	Sources of Pollutants
	Grab Sample Taken During First 30 Minutes	Flow-weighted Composite	Grab Sample Taken During First 30 Minutes	Flow-weighted Composite		
Barium 7440-39-3	0.0175 mg/l	0.0227 mg/l	0.0175 mg/l	0.0227 mg/l	1	
methylene chloride 75-09-2	<0.010 mg/l		<0.010 mg/l		1	
tetrachloroethene 127-18-4	<0.010 mg/l		<0.010 mg/l		1	
trichloroethene 79-01-6	<0.010 mg/l		<0.010 mg/l		1	
Xylenes	<0.010 mg/l		<0.010 mg/l		1	
1,2,4-trichlorobenzene 120-82-1	<0.010 mg/l	<0.010 mg/l	<0.010 mg/l	<0.010 mg/l	1	
1,2-dichlorobenzene 95-50-1	<0.010 mg/l	<0.010mg/l	<0.010 mg/l	<0.010 mg/l	1	
1,3-dichlorobenzene 541-73-1	<0.010 mg/l	<0.010 mg/l	<0.010 mg/l	<0.010 mg/l	1	
1,4-dichlorobenzene 106-46-7	<0.010 mg/l	<0.010mg/l	<0.010 mg/l	<0.010 mg/l	1	
2,4-dinitrotoluene 121-14-2	<0.010 mg/l	<0.010 mg/l	<0.010 mg/l	<0.010 mg/l	1	
2,6-dinitrotoluene 606-20-2	<0.010 mg/l	<0.010 mg/l	<0.010 mg/l	<0.010 mg/l	1	
2-chloronaphthalene 91-58-7	<0.010 mg/l	<0.010 mg/l	<0.010 mg/l	<0.010 mg/l	1	
3,3'-dichlorobenzidine 91-94-1	<0.010 mg/l	<0.010 mg/l	<0.010 mg/l	<0.010 mg/l	1	
4-bromophenylphenyl ether 101-55-3	<0.010 mg/l	<0.010mg/l	<0.010 mg/l	<0.010 mg/l	1	
4-chlorophenylphenyl ether 7005-72-3	<0.010 mg/l	<0.010 mg/l	<0.010 mg/l	<0.010 mg/l	1	
acenaphthene 83-32-9	<0.010 mg/l	<0.010 mg/l	<0.010 mg/l	<0.010 mg/l	1	
acenaphthylene 208-96-8	<0.010 mg/l	<0.010 mg/l	<0.010 mg/l	<0.010 mg/l	1	
anthracene 120-12-7	<0.010 mg/l	<0.010 mg/l	<0.010 mg/l	<0.010 mg/l	1	
benzidine 92-87-5	<0.030 mg/l	<0.050 mg/l	<0.030 mg/l	<0.050 mg/l	1	
benzo(a)anthracene 56-55-3	<0.010 mg/l	<0.010 mg/l	<0.010 mg/l	<0.010 mg/l	1	
benzo(a)pyrene 50-32-8	<0.010 mg/l	<0.010 mg/l	<0.010 mg/l	<0.010 mg/l	1	
benzo(b)fluoranthene 205-99-2	<0.010 mg/l	<0.010 mg/l	<0.010 mg/l	<0.010 mg/l	1	
benzo(ghi)perylene 191-24-2	<0.010 mg/l	<0.010 mg/l	<0.010 mg/l	<0.010 mg/l	1	
benzo(k)fluoranthene 207-08-9	<0.010 mg/l	<0.010 mg/l	<0.010 mg/l	<0.010 mg/l	1	
benzyl butyl phthalate 85-68-7	<0.010 ug/l	<0.010 mg/l	<0.010 mg/l	<0.010 mg/l	1	
bis(2-chloroethoxy)methane 111-91-1	<0.010 mg/l	<0.010 mg/l	<0.010 mg/l	<0.010 mg/l	1	
bis(2-chloroethyl)ether 111-44-4	<0.010 mg/l	<0.010 mg/l	<0.010 mg/l	<0.010 mg/l	1	
bis(2-chloroisopropyl) ether 108-60-1	<0.010 mg/l	<0.010 mg/l	<0.010 mg/l	<0.010 mg/l	1	
bis(2-ethylhexyl)phthalate 117-81-7	<0.010 mg/l	<0.010 mg/l	<0.010 mg/l	<0.010 mg/l	1	
chrysene 218-01-9	<0.010 mg/l	<0.010 mg/l	<0.010 mg/l	<0.010 mg/l	1	
di-n-butyl phthalate 84-74-2	<0.010 mg/l	<0.010 mg/l	<0.010 mg/l	<0.010 mg/l	1	
di-n-octyl phthalate 117-84-0	<0.010 mg/l	<0.010 mg/l	<0.010 mg/l	<0.010 mg/l	1	
dibenzo(a,h)anthracene 53-70-3	<0.010 mg/l	<0.010 mg/l	<0.010 mg/l	<0.010 mg/l	1	
diethyl phthalate 84-66-2	<0.010 mg/l	<0.010 mg/l	<0.010 mg/l	<0.010 mg/l	1	
dimethyl phthalate 131-11-3	<0.010 mg/l	<0.010 mg/l	<0.010 mg/l	<0.010 mg/l	1	
fluoranthene 206-44-0	<0.010 mg/l	<0.010 mg/l	<0.010 mg/l	<0.010 mg/l	1	
fluorene 86-73-7	<0.010 mg/l	<0.010 mg/l	<0.010 mg/l	<0.010 mg/l	1	
hexachlorobenzene 118-74-1	<0.010 mg/l	<0.010 mg/l	<0.010 mg/l	<0.010 mg/l	1	
hexachlorobutadiene 87-68-3	<0.010 mg/l	<0.010 mg/l	<0.010 mg/l	<0.010 mg/l	1	
hexachlorocyclopentadiene 77-47-4	<0.010 mg/l	<0.010 mg/l	<0.010 mg/l	<0.010 mg/l	1	
hexachloroethane 67-72-1	<0.010 mg/l	<0.010 mg/l	<0.010 mg/l	<0.010 mg/l	1	
indeno(1,2,3-cd)pyrene 193-39-5	<0.010 mg/l	<0.010 mg/l	<0.010 mg/l	<0.010 mg/l	1	
isophorone 78-59-1	<0.010 mg/l	<0.010 mg/l	<0.010 mg/l	<0.010 mg/l	1	
N-nitrosodi-n-propylamine 621-64-7	<0.010 mg/l	<0.010 mg/l	<0.010 mg/l	<0.010 mg/l	1	
N-nitrosodimethylamine 62-75-9	<0.010 mg/l	<0.010 mg/l	<0.010 mg/l	<0.010 mg/l	1	
N-nitrosodiphenylamine 86-30-6	<0.010 mg/l	<0.010 mg/l	<0.010 mg/l	<0.010 mg/l	1	
naphthalene 91-20-3	<0.010 mg/l	<0.010 mg/l	<0.010 mg/l	<0.010 mg/l	1	
nitrobenzene 98-95-3	<0.010 mg/l	<0.010 mg/l	<0.010 mg/l	<0.010 mg/l	1	
phenanthrene 85-01-8	<0.010 mg/l	<0.010 mg/l	<0.010 mg/l	<0.010 mg/l	1	
pyrene 129-00-0	<0.010 mg/l	<0.010 mg/l	<0.010 mg/l	<0.010 mg/l	1	
2,4,6-trichlorophenol 88-06-2	<0.030 mg/l	<0.030 mg/l	<0.030 mg/l	<0.030 mg/l	1	
2,4-dichlorophenol 120-83-2	<0.030 mg/l	<0.030 mg/l	<0.030 mg/l	<0.030 mg/l	1	
2,4-dimethylphenol 105-67-9	<0.030 mg/l	<0.030 mg/l	<0.030 mg/l	<0.030 mg/l	1	
2,4-dinitrophenol 51-28-5	<0.030 mg/l	<0.050 mg/l	<0.030 mg/l	<0.050 mg/l	1	

Outfall 41

Parts B and C Continued

Pollutant and CAS Number (if availible)	Maximum Values (include units)		Average Values (include units)		Number of Storm Events Sampled	Sources of Pollutants
	Grab Sample Taken During First 30 Minutes	Flow-weighted Composite	Grab Sample Taken During First 30 Minutes	Flow-weighted Composite		
2-methyl-4,6-dinitrophenol 534-52-1	<0.030 mg/l	<0.050 mg/l	<0.030 mg/l	<0.050 mg/l	1	
2-nitrophenol 88-75-5	<0.030 mg/l	<0.030 mg/l	<0.030 mg/l	<0.030 mg/l	1	
4-chloro-3-methyl phenol 59-50-7	<0.030 mg/l	<0.030 mg/l	<0.030 mg/l	<0.030 mg/l	1	
4-nitrophenol 100-02-7	<0.030 mg/l	<0.050 mg/l	<0.030 mg/l	<0.050 mg/l	1	
pentachlorophenol 87-86-5	<0.030 mg/l	<0.050 mg/l	<0.030 mg/l	<0.050 mg/l	1	
phenol 108-95-2	<0.030 mg/l	<0.030 mg/l	<0.030 mg/l	<0.030 mg/l	1	
4,4'-DDD 72-54-8	<0.00001 mg/l	<0.00001 mg/l	<0.00001 mg/l	<0.00001 mg/l	1	
4,4'-DDE 72-55-9	<0.00001 mg/l	<0.00001 mg/l	<0.00001 mg/l	<0.00001 mg/l	1	
4,4'-DDT 50-29-3	<0.00001 mg/l	<0.00001 mg/l	<0.00001 mg/l	<0.00001 mg/l	1	
aldrin 309-00-2	<0.00001 mg/l	0.000057 mg/l	<0.00001 mg/l	0.000057 mg/l	1	
chlordane 57-74-9	<0.00002 mg/l	<0.00002 mg/l	<0.00002 mg/l	<0.00002 mg/l	1	
dieldrin 60-57-1	<0.00001 mg/l	<0.00001 mg/l	<0.00001 mg/l	<0.00001 mg/l	1	
endosulfan I 959-98-8	<0.00001 mg/l	<0.00001 mg/l	<0.00001 mg/l	<0.00001 mg/l	1	
endosulfan II 33213-65-9	<0.00001 mg/l	<0.00001 mg/l	<0.00001 mg/l	<0.00001 mg/l	1	
endosulfan sulfate 1031-07-8	<0.00001 mg/l	<0.00001 mg/l	<0.00001 mg/l	<0.00001 mg/l	1	
endrin 72-20-8	<0.00005 mg/l	<0.00005 mg/l	<0.00005 mg/l	<0.00005 mg/l	1	
endrin aldehyde 7421-93-4	<0.00001 mg/l	<0.00001 mg/l	<0.00001 mg/l	<0.00001 mg/l	1	
heptachlor 76-44-8	<0.00001 mg/l	<0.00001 mg/l	<0.00001 mg/l	<0.00001 mg/l	1	
heptachlor epoxide 1024-57-3	<0.00001 mg/l	<0.00001 mg/l	<0.00001 mg/l	<0.00001 mg/l	1	
toxaphene 8001-35-2	<0.0002 mg/l	<0.0002 mg/l	<0.0002 mg/l	<0.0002 mg/l	1	
alpha-BHC 319-84-6	<0.00001 mg/l	<0.00001 mg/l	<0.00001 mg/l	<0.00001 mg/l	1	
beta-BHC 319-85-7	<0.00001 mg/l	<0.00001 mg/l	<0.00001 mg/l	<0.00001 mg/l	1	
delta-BHC 319-86-8	<0.00001 mg/l	<0.00001 mg/l	<0.00001 mg/l	<0.00001 mg/l	1	
gamma-BHC 58-89-8	<0.00001 mg/l	<0.00001 mg/l	<0.00001 mg/l	<0.00001 mg/l	1	
2-chlorophenol 95-57-8	<0.030 mg/l	<0.030 mg/l	<0.030 mg/l	<0.030 mg/l	1	
Aroclor-1242 53469-21-9	<0.0005 mg/l	<0.0005 mg/l	<0.0005 mg/l	<0.0005 mg/l	1	
Aroclor-1254 11097-69-1	<0.0005 mg/l	<0.0005 mg/l	<0.0005 mg/l	<0.0005 mg/l	1	
Aroclor-1221 11104-28-2	<0.0005 mg/l	<0.0005 mg/l	<0.0005 mg/l	<0.0005 mg/l	1	
Aroclor-1232 11141-16-5	<0.0005 mg/l	<0.0005 mg/l	<0.0005 mg/l	<0.0005 mg/l	1	
Aroclor-1248 12672-29-6	<0.0005 mg/l	<0.0005 mg/l	<0.0005 mg/l	<0.0005 mg/l	1	
Aroclor-1260 11096-82-5	<0.0005 mg/l	<0.0005 mg/l	<0.0005 mg/l	<0.0005 mg/l	1	
Aroclor-1016 12674-11-2	<0.0005 mg/l	<0.0005 mg/l	<0.0005 mg/l	<0.0005 mg/l	1	
Cresols	<0.010 mg/l	<0.010 mg/l	<0.010 mg/l	<0.010 mg/l	1	
Acrolein	<0.010 mg/l	<0.010 mg/l	<0.010 mg/l	<0.010 mg/l	1	
Acrylonitrile	<0.010 mg/l	<0.010 mg/l	<0.010 mg/l	<0.010 mg/l	1	
1,2-diphenylhydrazine (azobenzene)	Results pending	Results pending	Results pending	Results pending	1	

EPA ID Number (copy from Item 1 of Form1)

Outfall 42

Form Approved OMB No. 2040-0086
Approval expires 5-31-92

VII. Discharge Information (continued from page 3 of Form 2F)

Part A - You must provide the results of at least one analysis for every pollutant in this table. Complete one table for each outfall. See instructions for additional details.

Pollutant and CAS Number (if available)	Maximum Values (include units)		Average Values (include units)		Number of Storm Events Sampled	Sources of Pollutants
	Grab Sample Taken During First 30 Minutes	Flow-weighted Composite	Grab Sample Taken During First 30 Minutes	Flow-weighted Composite		
Oil and Grease	5 mg/l		5 mg/l		1	
Biological Oxygen Demand (BOD5)	<5 mg/l	<5 mg/l	<5 mg/l	<5 mg/l	1	
Chemical Oxygen Demand (COD)	9.2 mg/l	6.9 mg/l	9.2 mg/l	6.9 mg/l	1	
Total Suspended Solids (TSS)	<5 mg/l	<5 mg/l	<5 mg/l	<5 mg/l	1	
Total Kjeldahl Nitrogen	0.2 mg/l	<0.2 mg/l	0.2 mg/l	<0.2 mg/l	1	
Nitrate plus Nitrite Nitrogen	0.6 mg/l	0.21 mg/l	0.6 mg/l	0.21 mg/l	1	
Total Phosphorus	0.20 mg/l	0.17 mg/l	0.20 mg/l	0.17 mg/l	1	
pH	Minimum 8.1	Maximum 8.1	Minimum 8.1	Maximum 8.1		

Part B - List each pollutant that is limited in an effluent guideline which the facility is subject to or any pollutant listed in the facility's NPDES permit for its process wastewater (if the facility is operating under an existing NPDES permit). Complete one table for each outfall. See the instructions for additional details and requirements.

Pollutant and CAS Number (if available)	Maximum Values (include units)		Average Values (include units)		Number of Storm Events Sampled	Sources of Pollutants
	Grab Sample Taken During First 30 Minutes	Flow-weighted Composite	Grab Sample Taken During First 30 Minutes	Flow-weighted Composite		
Antimony 7440-36-0	<0.04 mg/l	<0.04 mg/l	<0.04 mg/l	<0.04 mg/l	1	
Cyanide	<0.002 mg/l		<0.002 mg/l		1	
Mercury 7439-97-6	<0.0002 mg/l	<0.0002 mg/l	<0.0002 mg/l	<0.0002 mg/l	1	
Phenols	0.002 mg/l		0.002 mg/l		1	
Selenium 7782-49-2	<0.002 mg/l	<0.002 mg/l	<0.002 mg/l	<0.002 mg/l	1	
Sulfate	15 mg/l	14 mg/l	15 mg/l	14 mg/l	1	
Surfactants	<0.05 mg/l	<0.05 mg/l	<0.05 mg/l	<0.05 mg/l	1	
Aluminum 7429-90-5	0.25 mg/l	0.23 mg/l	0.25 mg/l	0.23 mg/l	1	
Arsenic 7440-38-2	<0.04 mg/l	<0.04 mg/l	<0.04 mg/l	<0.04 mg/l	1	
Boron 7440-42-8	0.020 mg/l	0.015 mg/l	0.020 mg/l	0.015 mg/l	1	
Beryllium 7440-41-7	<0.0004mg/l	<0.0004mg/l	<0.0004mg/l	<0.0004mg/l	1	
Cadmium 7440-43-9	<0.004 mg/l	<0.004 mg/l	<0.004 mg/l	<0.004 mg/l	1	
Calcium 7440-70-2	20.6 mg/l	19.5 mg/l	20.6 mg/l	19.5 mg/l	1	
Chromium 7440-47-3	<0.006 mg/l	<0.006 mg/l	<0.006 mg/l	<0.006 mg/l	1	
Cobalt 7440-48-4	<0.002 mg/l	<0.002 mg/l	<0.002 mg/l	<0.002 mg/l	1	
Copper 7440-50-8	<0.006 mg/l	<0.006 mg/l	<0.006 mg/l	<0.006 mg/l	1	
Iron 7439-89-6	0.21 mg/l	0.19 mg/l	0.21 mg/l	0.19 mg/l	1	
Lead 7439-92-1	<0.02 mg/l	<0.02 mg/l	<0.02 mg/l	<0.02 mg/l	1	
Lithium 7439-93-2	<0.02 mg/l	<0.02 mg/l	<0.02 mg/l	<0.02 mg/l	1	
Magnesium 7439-95-4	5.37 mg/l	4.92 mg/l	5.37 mg/l	4.92 mg/l	1	
Manganese 7439-96-5	0.007 mg/l	0.008 mg/l	0.007 mg/l	0.008 mg/l	1	
Molybdenum 7439-98-7	<0.006 mg/l	<0.006 mg/l	<0.006 mg/l	<0.006 mg/l	1	
Nickel 7440-02-0	<0.008 mg/l	<0.008 mg/l	<0.008 mg/l	<0.008 mg/l	1	
Potassium 7440-09-7	1.0 mg/l	1.0 mg/l	1.0 mg/l	1.0 mg/l	1	
Silver 7440-22-4	<0.006 mg/l	<0.006 mg/l	<0.006 mg/l	<0.006 mg/l	1	
Sodium 7440-23-5	3.15 mg/l	2.92 mg/l	3.15 mg/l	2.92 mg/l	1	
Titanium 7440-32-6	<0.01 mg/l	<0.01 mg/l	<0.01 mg/l	<0.01mg/l	1	
Zinc 7440-66-6	0.09 mg/l	0.08 mg/l	0.09 mg/l	0.08 mg/l	1	

Continue on Reverse

Continued from front.

Part C- List each pollutant shown in Tables 2F-2, 2F-3, and 2F4 that you know or have reason to believe is present. See the instructions for additional details and requirements. Complete one table for each outfall.

Pollutant and CAS Number (if availible)	Maximum Values (include units)		Average Values (include units)		Number of Storm Events Sampled	Sources of Pollutants
	Grab Sample Taken During First 30 Minutes	Flow-weighted Composite	Grab Sample Taken During First 30 Minutes	Flow-weighted Composite		
1,1,1,-trichloroethane 71-55-6	<0.010 mg/l		<0.010 mg/l		1	
1,1,2,2-tetrachloroethane 79-34-5	<0.010 mg/l		<0.010 mg/l		1	
1,1,2- trichloroethane 79-00-5	<0.010 mg/l		<0.010 mg/l		1	
1,1-dichloroethane 75-34-3	<0.010 mg/l		<0.010 mg/l		1	
1,1-dichloroethylene 75-35-4	<0.010 mg/l		<0.010 mg/l		1	
1,2-dichloroethane 107-06-2	<0.010 mg/l		<0.010 mg/l		1	
1,2-dichloropropane 78-87-5	<0.010 mg/l		<0.010 mg/l		1	
2-chloroethylvinylether 110-75-8	<0.010 mg/l		<0.010 mg/l		1	
benzene 71-43-2	<0.010 mg/l		<0.010 mg/l		1	
bromodichloromethane 75-27-4	<0.010 mg/l		<0.010 mg/l		1	
bromoform 75-25-2	<0.010 mg/l		<0.010 mg/l		1	
bromomethane 74-83-9	<0.010 mg/l		<0.010 mg/l		1	
carbon tetrachloride 56-23-5	<0.010 mg/l		<0.010 mg/l		1	
chlorobenzene 108-90-7	<0.010 mg/l		<0.010 mg/l		1	
chloroethane 75-00-3	<0.010 mg/l		<0.010 mg/l		1	
chloroform 67-66-3	<0.010 mg/l		<0.010 mg/l		1	
chloromethane 74-87-3	<0.010 mg/l		<0.010 mg/l		1	
dibromochloromethane 124-48-1	<0.010 mg/l		<0.010 mg/l		1	
ethylbenzene 100-41-4	<0.010 mg/l		<0.010 mg/l		1	
toluene 108-88-3	<0.010 mg/l		<0.010 mg/l		1	
vinyl chloride 75-01-4	<0.010 mg/l		<0.010 mg/l		1	
1,3-dichloropropene 10061-01-5	<0.010 mg/l		<0.010 mg/l		1	
trans-1,2-dichloroethene 156-60-5	<0.010 mg/l		<0.010 mg/l		1	
alpha activity 12587-46-1	2.2 pci/l	0.45 pci/l	2.2 pci/l	0.45 pci/l	1	
beta activity 12587-46-1	0.50 pci/l	1.1 pci/l	0.50 pci/l	1.1 pci/l	1	
fecal coliform	40 co/.1L	<1 co/.1L	40 co/.1L	<1 co/.1L	1	
Thallium 7440-28-0	<0.03 mg/l	<0.03 mg/l	<0.03 mg/l	<0.03 mg/l	1	
Uranium 7440-61-1	<0.001 mg/l	<0.001 mg/l	<0.001 mg/l	<0.001 mg/l	1	
Gamma activity	14 pci/l	39 pci/l	14 pci/l	39 pci/l	1	

Part D- Provide data for the storm event(s) which resulted in the maximum values for the flow weighted composite sample.

1. Date of Storm Event	2. Duration of Storm (in minutes)	3. Total rainfall during storm event (in inches)	4. Number of hours between beginning of storm measured and end of previous measurable rain event	5. Maximum flow rate during rain event (gallons/min or specify units)	6. Total flow from rain event (gallons or specify units)	7. Season sample was taken	8. Form of Precipitation (rainfall, snowmelt)
12/9/91	530	1.1	148.6	19	7,290	Fall	Rainfall

9. Provide a description of the method of flow measurement or estimate.

An ISCO 3230 Flow meter was used to obtain water level readings. This instrument was calibrated with the normal dry weather flow, if present, as lev. zero. The flow meter was programmed with the characteristics of the conveyance so that flow rates and total flows could be calculated by the meter.

Outfall 42

Parts B and C Continued

Pollutant and CAS Number (if availible)	Maximum Values (include units)		Average Values (include units)		Number of Storm Events Sampled	Sources of Pollutants
	Grab Sample Taken During First 30 Minutes	Flow-weighted Composite	Grab Sample Taken During First 30 Minutes	Flow-weighted Composite		
Barium 7440-39-3	0.0211 mg/l	0.0185 mg/l	0.0211 mg/l	0.0185 mg/l	1	
methylene chloride 75-09-2	<0.010 mg/l		<0.010 mg/l		1	
tetrachloroethene 127-18-4	<0.010 mg/l		<0.010 mg/l		1	
trichloroethene 79-01-6	<0.010 mg/l		<0.010 mg/l		1	
Xylenes	<0.010 mg/l		<0.010 mg/l		1	
1,2,4-trichlorobenzene 120-82-1	<0.010 mg/l	<0.010 mg/l	<0.010 mg/l	<0.010 mg/l	1	
1,2-dichlorobenzene 95-50-1	<0.010 mg/l	<0.010mg/l	<0.010 mg/l	<0.010 mg/l	1	
1,3-dichlorobenzene 541-73-1	<0.010 mg/l	<0.010 mg/l	<0.010 mg/l	<0.010 mg/l	1	
1,4-dichlorobenzene 106-46-7	<0.010 mg/l	<0.010mg/l	<0.010 mg/l	<0.010 mg/l	1	
2,4-dinitrotoluene 121-14-2	<0.010 mg/l	<0.010 mg/l	<0.010 mg/l	<0.010 mg/l	1	
2,6-dinitrotoluene 606-20-2	<0.010 mg/l	<0.010 mg/l	<0.010 mg/l	<0.010 mg/l	1	
2-chloronaphthalene 91-58-7	<0.010 mg/l	<0.010 mg/l	<0.010 mg/l	<0.010 mg/l	1.	
3,3'-dichlorobenzidine 91-94-1	<0.010 mg/l	<0.010 mg/l	<0.010 mg/l	<0.010 mg/l	1	
4-bromophenylphenyl ether 101-55-3	<0.010 mg/l	<0.010mg/l	<0.010 mg/l	<0.010 mg/l	1	
4-chlorophenylphenyl ether 7005-72-3	<0.010 mg/l	<0.010 mg/l	<0.010 mg/l	<0.010 mg/l	1	
acenaphthene 83-32-9	<0.010 mg/l	<0.010 mg/l	<0.010 mg/l	<0.010 mg/l	1	
acenaphthylene 208-96-8	<0.010 mg/l	<0.010 mg/l	<0.010 mg/l	<0.010 mg/l	1	
anthracene 120-12-7	<0.010 mg/l	<0.010 mg/l	<0.010 mg/l	<0.010 mg/l	1	
benzidine 92-87-5	<0.050 mg/l	<0.050 mg/l	<0.050 mg/l	<0.050 mg/l	1	
benzo(a)anthracene 56-55-3	<0.010 mg/l	<0.010 mg/l	<0.010 mg/l	<0.010 mg/l	1	
benzo(a)pyrene 50-32-8	<0.010 mg/l	<0.010 mg/l	<0.010 mg/l	<0.010 mg/l	1	
benzo(b)fluoranthene 205-99-2	<0.010 mg/l	<0.010 mg/l	<0.010 mg/l	<0.010 mg/l	1	
benzo(ghi)perylene 191-24-2	<0.010 mg/l	<0.010 mg/l	<0.010 mg/l	<0.010 mg/l	1	
benzo(k)fluoranthene 207-08-9	<0.010 mg/l	<0.010 mg/l	<0.010 mg/l	<0.010 mg/l	1	
benzyl butyl phthalate 85-68-7	<0.010 mg/l	<0.010 mg/l	<0.010 mg/l	<0.010 mg/l	1	
bis(2-chloroethoxy)methane 111-91-1	<0.010 mg/l	<0.010 mg/l	<0.010 mg/l	<0.010 mg/l	1	
bis(2-chloroethyl)ether 111-44-4	<0.010 mg/l	<0.010 mg/l	<0.010 mg/l	<0.010 mg/l	1	
bis(2-chloroisopropyl) ether 108-60-1	<0.010 mg/l	<0.010 mg/l	<0.010 mg/l	<0.010 mg/l	1	
bis(2-ethylhexyl)phthalate 117-81-7	<0.010 mg/l	<0.010 mg/l	<0.010 mg/l	<0.010 mg/l	1	
chrysene 218-01-9	<0.010 mg/l	<0.010 mg/l	<0.010 mg/l	<0.010 mg/l	1	
di-n-butyl phthalate 84-74-2	<0.010 mg/l	<0.010 mg/l	<0.010 mg/l	<0.010 mg/l	1	
di-n-octyl phthalate 117-84-0	0.011 mg/l	<0.010 mg/l	0.011 mg/l	<0.010 mg/l	1	
dibenzo(a,h)anthracene 53-70-3	<0.010 mg/l	<0.010 mg/l	<0.010 mg/l	<0.010 mg/l	1	
diethyl phthalate 84-66-2	<0.010 mg/l	<0.010 mg/l	<0.010 mg/l	<0.010 mg/l	1	
dimethyl phthalate 131-11-3	<0.010 mg/l	<0.010 mg/l	<0.010 mg/l	<0.010 mg/l	1	
fluoranthene 206-44-0	<0.010 mg/l	<0.010 mg/l	<0.010 mg/l	<0.010 mg/l	1	
fluorene 86-73-7	<0.010 mg/l	<0.010 mg/l	<0.010 mg/l	<0.010 mg/l	1	
hexachlorobenzene 118-74-1	<0.010 mg/l	<0.010 mg/l	<0.010 mg/l	<0.010 mg/l	1	
hexachlorobutadiene 87-68-3	<0.010 mg/l	<0.010 mg/l	<0.010 mg/l	<0.010 mg/l	1	
hexachlorocyclopentadiene 77-47-4	<0.010 mg/l	<0.010 mg/l	<0.010 mg/l	<0.010 mg/l	1	
hexachloroethane 67-72-1	<0.010 mg/l	<0.010 mg/l	<0.010 mg/l	<0.010 mg/l	1	
indeno(1,2,3-cd)pyrene 193-39-5	<0.010 mg/l	<0.010 mg/l	<0.010 mg/l	<0.010 mg/l	1	
isophorone 78-59-1	<0.010 mg/l	<0.010 mg/l	<0.010 mg/l	<0.010 mg/l	1	
N-nitrosodi-n-propylamine 621-64-7	<0.010 mg/l	<0.010 mg/l	<0.010 mg/l	<0.010 mg/l	1	
N-nitrosodimethylamine 62-75-9	<0.010 mg/l	<0.010 mg/l	<0.010 mg/l	<0.010 mg/l	1	
N-nitrosodiphenylamine 86-30-6	<0.010 mg/l	<0.010 mg/l	<0.010 mg/l	<0.010 mg/l	1	
naphthalene 91-20-3	<0.010 mg/l	<0.010 mg/l	<0.010 mg/l	<0.010 mg/l	1	
nitrobenzene 98-95-3	<0.010 mg/l	<0.010 mg/l	<0.010 mg/l	<0.010 mg/l	1	
phenanthrene 85-01-8	<0.010 mg/l	<0.010 mg/l	<0.010 mg/l	<0.010 mg/l	1	
pyrene 129-00-0	<0.010 mg/l	<0.010 mg/l	<0.010 mg/l	<0.010 mg/l	1	
2,4,6-trichlorophenol 88-06-2	<0.030 mg/l	<0.030 mg/l	<0.030 mg/l	<0.030 mg/l	1	
2,4-dichlorophenol 120-83-2	<0.030 mg/l	<0.030 mg/l	<0.030 mg/l	<0.030 mg/l	1	
2,4-dimethylphenol 105-67-9	<0.030 mg/l	<0.030 mg/l	<0.030 mg/l	<0.030 mg/l	1	
2,4-dinitrophenol 51-28-5	<0.050 mg/l	<0.050 mg/l	<0.050 mg/l	<0.050 mg/l	1	

Outfall 42

Parts B and C Continued

Pollutant and CAS Number (if availible)	Maximum Values (include units)		Average Values (include units)		Number of Storm Events Sampled	Sources of Pollutants
	Grab Sample Taken During First 30 Minutes	Flow-weighted Composite	Grab Sample Taken During First 30 Minutes	Flow-weighted Composite		
2-methyl-4,6-dinitrophenol 534-52-1	<0.050 mg/l	<0.050 mg/l	<0.050 mg/l	<0.050 mg/l	1	
2-nitrophenol 88-75-5	<0.030 mg/l	<0.030 mg/l	<0.030 mg/l	<0.030 mg/l	1	
4-chloro-3-methyl phenol 59-50-7	<0.030 mg/l	<0.030 mg/l	<0.030 mg/l	<0.030 mg/l	1	
4-nitrophenol 100-02-7	<0.050 mg/l	<0.050 mg/l	<0.050 mg/l	<0.050 mg/l	1	
pentachlorophenol 87-86-5	<0.050 mg/l	<0.050 mg/l	<0.050 mg/l	<0.050 mg/l	1	
phenol 108-95-2	<0.030 mg/l	<0.030 mg/l	<0.030 mg/l	<0.030 mg/l	1	
4,4'--DDD 72-54-8	<0.00001mg/l	<0.00001 mg/l	<0.00001 mg/l	<0.00001 mg/l	1	
4,4'--DDE 72-55-9	<0.00001 mg/l	<0.00001mg/l	<0.00001 mg/l	<0.00001 mg/l	1	
4,4'-DDT 50-29-3	<0.00001 mg/l	<0.00001mg/l	<0.00001 mg/l	<0.00001 mg/l	1	
aldrin 309-00-2	<0.00001 mg/l	<0.00001mg/l	<0.00001 mg/l	<0.00001 mg/l	1	
chlordane 57-74-9	<0.00002 mg/l	<0.00002 mg/l	<0.00002 mg/l	<0.00002 mg/l	1	
dieldrin 60-57-1	<0.00001 mg/l	<0.00001mg/l	<0.00001 mg/l	<0.00001 mg/l	1	
endosulfan I 959-98-8	<0.00001 mg/l	<0.00001mg/l	<0.00001 mg/l	<0.00001 mg/l	1	
endosulfan II 33213-65-9	<0.00001 mg/l	<0.00001mg/l	<0.00001 mg/l	<0.00001 mg/l	1	
endosulfan sulfate 1031-07-8	<0.00001 mg/l	<0.00001mg/l	<0.00001 mg/l	<0.00001 mg/l	1	
endrin 72-20-8	<0.00005 mg/l	<0.00005 mg/l	<0.00005 mg/l	<0.00005 mg/l	1	
endrin aldehyde 7421-93-4	<0.00001 mg/l	<0.00001 mg/l	<0.00001 mg/l	<0.00001 mg/l	1	
heptachlor 76-44-8	<0.00001 mg/l	<0.00001mg/l	<0.00001 mg/l	<0.00001 mg/l	1	
heptachlor epoxide 1024-57-3	<0.00001 mg/l	<0.00001mg/l	<0.00001 mg/l	<0.00001 mg/l	1	
toxaphene 8001-35-2	<0.0002 mg/l	<0.0002 mg/l	<0.0002 mg/l	<0.0002 mg/l	1	
alpha-BHC 319-84-6	<0.00001 mg/l	<0.00001mg/l	<0.00001 mg/l	<0.00001 mg/l	1	
beta-BHC 319-85-7	<0.00001 mg/l	<0.00001mg/l	<0.00001 mg/l	<0.00001 mg/l	1	
delta-BHC 319-86-8	<0.00001 mg/l	0.000016 mg/l	<0.00001 mg/l	0.000016 mg/l	1	
gamma-BHC 58-89-8	<0.00001 mg/l	<0.00001 mg/l	<0.00001 mg/l	<0.00001 mg/l	1	
2-chlorophenol 95-57-8	<0.030 mg/l	<0.030 mg/l	<0.030 mg/l	<0.030 mg/l	1	
Aroclor-1242 53469-21-9	<0.0005 mg/l	<0.0005 mg/l	<0.0005 mg/l	<0.0005 mg/l	1	
Aroclor-1254 11097-69-1	<0.0005 mg/l	<0.0005 mg/l	<0.0005 mg/l	<0.0005 mg/l	1	
Aroclor-1221 11104-28-2	<0.0005 mg/l	<0.0005 mg/l	<0.0005 mg/l	<0.0005 mg/l	1	
Aroclor-1232 11141-16-5	<0.0005 mg/l	<0.0005 mg/l	<0.0005 mg/l	<0.0005 mg/l	1	
Aroclor-1248 12672-29-6	<0.0005 mg/l	<0.0005 mg/l	<0.0005 mg/l	<0.0005 mg/l	1	
Aroclor-1260 11096-82-5	<0.0005 mg/l	<0.0005 mg/l	<0.0005 mg/l	<0.0005 mg/l	1	
Aroclor-1016 12674-11-2	<0.0005 mg/l	<0.0005 mg/l	<0.0005 mg/l	<0.0005 mg/l	1	
Cresols	<0.010 mg/l	<0.010 mg/l	<0.010 mg/l	<0.010 mg/l	1	
Acrolein	<0.010 mg/l	<0.010 mg/l	<0.010 mg/l	<0.010 mg/l	1	
Acrylonitrile	<0.010 mg/l	<0.010 mg/l	<0.010 mg/l	<0.010 mg/l	1	
1,2-diphenylhydrazine (azobenzene)	Results pending	Results pending	Results pending	Results pending	1	

EPA ID Number (copy from Item 1 of Form1)

Outfall 44

Form Approved OMB No. 2040-0086
Approval expires 5-31-92

VII. Discharge Information (continued from page 3 of Form 2F)

Part A - You must provide the results of at least one analysis for every pollutant in this table. Complete one table for each outfall. See instructions for additional details.

Pollutant and CAS Number (if availible)	Maximum Values (include units)		Average Values (include units)		Number of Storm Events Sampled	Sources of Pollutants
	Grab Sample Taken During First 30 Minutes	Flow-weighted Composite	Grab Sample Taken During First 30 Minutes	Flow-weighted Composite		
Oil and Grease	17 mg/l		17 mg/l		1	
Biological Oxygen Demand (BOD5)	<5 mg/l	<5 mg/l	<5 mg/l	<5 mg/l	1	
Chemical Oxygen Demand (COD)	14 mg/l	<5 mg/l	14 mg/l	<5 mg/l	1	
Total Suspended Solids (TSS)	7.5 mg/l	<5 mg/l	7.5 mg/l	<5 mg/l	1	
Total Kjeldahl Nitrogen	<0.2 mg/l	<0.2 mg/l	<0.2 mg/l	<0.2 mg/l	1	
Nitrate plus Nitrite Nitrogen	1.12 mg/l	0.35 mg/l	1.12 mg/l	0.35 mg/l	1	
Total Phosphorus	<0.1 mg/l	0.11 mg/l	<0.1 mg/l	0.11 mg/l	1	
pH	Minimum 8.5	Maximum 8.5	Minimum 8.5	Maximum 8.5		

Part B - List each pollutant that is limited in an effluent guideline which the facility is subject to or any pollutant listed in the facility's NPDES permit for its process wastewater (if the facility is operating under an existing NPDES permit). Complete one table for each outfall. See the instructions for additional details and requirements.

Pollutant and CAS Number (if availible)	Maximum Values (include units)		Average Values (include units)		Number of Storm Events Sampled	Sources of Pollutants
	Grab Sample Taken During First 30 Minutes	Flow-weighted Composite	Grab Sample Taken During First 30 Minutes	Flow-weighted Composite		
Antimony 7440-36-0	<0.04 mg/l	<0.04 mg/l	<0.04 mg/l	<0.04 mg/l	1	
Cyanide	<0.002 mg/l		<0.002 mg/l		1	
Mercury 7439-97-6	<0.0002 mg/l	<0.0002 mg/l	<0.0002 mg/l	<0.0002 mg/l	1	
Phenols	0.002 mg/l		0.002 mg/l		1	
Selenium 7782-49-2	<0.002 mg/l	<0.002 mg/l	<0.002 mg/l	<0.002 mg/l	1	
Sulfate	19 mg/l	10 mg/l	19 mg/l	10 mg/l	1	
Surfactants	<0.05 mg/l	<0.05 mg/l	<0.05 mg/l	<0.05 mg/l	1	
Aluminum 7429-90-5	1.33 mg/l	0.69 mg/l	1.33 mg/l	0.69 mg/l	1	
Arsenic 7440-38-2	<0.04 mg/l	<0.04 mg/l	<0.04 mg/l	<0.04 mg/l	1	
Boron 7440-42-8	0.021 mg/l	0.017 mg/l	0.021 mg/l	0.017 mg/l	1	
Beryllium 7440-41-7	<0.0004 mg/l	<0.0004 mg/l	<0.0004 mg/l	<0.0004 mg/l	1	
Cadmium 7440-43-9	<0.004 mg/l	<0.004 mg/l	<0.004 mg/l	<0.004 mg/l	1	
Calcium 7440-70-2	16.6 mg/l	13.8 mg/l	16.6 mg/l	13.8 mg/l	1	
Chromium 7440-47-3	<0.006 mg/l	<0.006 mg/l	<0.006 mg/l	<0.006 mg/l	1	
Cobalt 7440-48-4	<0.002 mg/l	<0.002 mg/l	<0.002 mg/l	<0.002 mg/l	1	
Copper 7440-50-8	<0.006 mg/l	<0.006 mg/l	<0.006 mg/l	<0.006 mg/l	1	
Iron 7439-89-6	1.58 mg/l	0.84 mg/l	1.58 mg/l	0.84 mg/l	1	
Lead 7439-92-1	<0.02 mg/l	<0.02 mg/l	<0.02 mg/l	<0.02 mg/l	1	
Lithium 7439-93-2	<0.02 mg/l	<0.02 mg/l	<0.02 mg/l	<0.02 mg/l	1	
Magnesium 7439-95-4	2.03 mg/l	1.80 mg/l	2.03 mg/l	1.80 mg/l	1	
Manganese 7439-96-5	0.034 mg/l	0.015 mg/l	0.034 mg/l	0.015 mg/l	1	
Molybdenum 7439-98-7	<0.006 mg/l	<0.006 mg/l	<0.006 mg/l	<0.006 mg/l	1	
Nickel 7440-02-0	<0.008 mg/l	<0.008 mg/l	<0.008 mg/l	<0.008 mg/l	1	
Potassium 7440-09-7	0.7 mg/l	0.7 mg/l	0.7 mg/l	0.7 mg/l	1	
Silver 7440-22-4	<0.006 mg/l	<0.006 mg/l	<0.006 mg/l	<0.006 mg/l	1	
Sodium 7440-23-5	0.41 mg/l	0.59 mg/l	0.41 mg/l	0.59 mg/l	1	
Titanium 7440-32-6	0.02 mg/l	<0.01 mg/l	0.02 mg/l	<0.01 mg/l	1	
Zinc 7440-66-6	0.05 mg/l	0.02 mg/l	0.05 mg/l	0.02 mg/l	1	

Continue on Reverse

Continued from front.

Part C- List each pollutant shown in Tables 2F-2, 2F-3, and 2F4 that you know or have reason to believe is present. See the instructions for additional details and requirements. Complete one table for each outfall.

Pollutant and CAS Number (if availible)	Maximum Values (include units)		Average Values (include units)		Number of Storm Events Sampled	Sources of Pollutants
	Grab Sample Taken During First 30 Minutes	Flow-weighted Composite	Grab Sample Taken During First 30 Minutes	Flow-weighted Composite		
1,1,1,-trichloroethane 71-55-6	<0.010 mg/l		<0.010 mg/l		1	
1,1,2,2-tetrachloroethane 79-34-5	<0.010 mg/l		<0.010 mg/l		1	
1,1,2- trichloroethane 79-00-5	<0.010 mg/l		<0.010 mg/l		1	
1,1-dichloroethane 75-34-3	<0.010 mg/l		<0.010 mg/l		1	
1,1-dichloroethylene 75-35-4	<0.010 mg/l		<0.010 mg/l		1	
1,2-dichloroethane 107-06-2	<0.010 mg/l		<0.010 mg/l		1	
1,2-dichloropropane 78-87-5	<0.010 mg/l		<0.010 mg/l		1	
2-chloroethylvinylether 110-75-8	<0.010 mg/l		<0.010 mg/l		1	
benzene 71-43-2	<0.010 mg/l		<0.010 mg/l		1	
bromodichloromethane 75-27-4	<0.010 mg/l		<0.010 mg/l		1	
bromoform 75-25-2	<0.010 mg/l		<0.010 mg/l		1	
bromomethane 74-83-9	<0.010 mg/l		<0.010 mg/l		1	
carbon tetrachloride 56-23-5	<0.010 mg/l		<0.010 mg/l		1	
chlorobenzene 108-90-7	<0.010 mg/l		<0.010 mg/l		1	
chloroethane 75-00-3	<0.010 mg/l		<0.010 mg/l		1	
chloroform 67-66-3	<0.010 mg/l		<0.010 mg/l		1	
chloromethane 74-87-3	<0.010 mg/l		<0.010 mg/l		1	
dibromochloromethane 124-48-1	<0.010 mg/l		<0.010 mg/l		1	
ethylbenzene 100-41-4	<0.010 mg/l		<0.010 mg/l		1	
toluene 108-88-3	<0.010 mg/l		<0.010 mg/l		1	
vinyl chloride 75-01-4	<0.010 mg/l		<0.010 mg/l		1	
1,3-dichloropropene 10061-01-5	<0.010 mg/l		<0.010 mg/l		1	
trans-1,2-dichloroethene 156-60-5	<0.010 mg/l		<0.010 mg/l		1	
alpha activity 12587-46-1	3.8 pci/l	0.48 pci/l	3.8 pci/l	0.48 pci/l	1	
beta activity 12587-46-1	6.3 pci/l	7.2 pci/l	6.3 pci/l	7.2 pci/l	1	
focal coliform	30 co/.1L	100 co/.1L	30 co/.1L	100 co/.1L	1	
Thallium 7440-28-0	<0.03 mg/l	<0.03 mg/l	<0.03 mg/l	<0.03 mg/l	1	
Uranium 7440-61-1	0:005 mg/l	0.003 mg/l	0.005 mg/l	0.003 mg/l	1	
Gamma activity	47 pci/l	160 pci/l	47 pci/l	160 pci/l	1	

Part D- Provide data for the storm event(s) which resulted in the maximum values for the flow weighted composite sample.

1. Date of Storm Event	2. Duration of Storm (in minutes)	3. Total rainfall during storm event (in inches)	4. Number of hours between beginning of storm measured and end of previous measurable rain event	5. Maximum flow rate during rain event (gallons/min or specify units)	6. Total flow from rain event (gallons or specify units)	7. Season sample was taken	8. Form of Precipitation (rainfall, snowmelt)
12/9/91	530	1.1	148.6	42.4	17,694	Fall	Rainfall

9. Provide a description of the method of flow measurement or estimate.

An ISCO 3230 Flow meter was used to obtain water level readings. This instrument was calibrated with the normal dry weather flow, if present, as level zero. The flow meter was programmed with the characteristics of the conveyance so that flow rates and total flows could be calculated by the meter.

Outfall 44

Parts B and C Continued

Pollutant and CAS Number (if available)	Maximum Values (include units)		Average Values (include units)		Number of Storm Events Sampled	Sources of Pollutants
	Grab Sample Taken During First 30 Minutes	Flow-weighted Composite	Grab Sample Taken During First 30 Minutes	Flow-weighted Composite		
Barium 7440-39-3	0.0254 mg/l	0.0188 mg/l	0.0254 mg/l	0.0188 mg/l	1	
methylene chloride 75-09-2	<0.010 mg/l		<0.010 mg/l		1	
tetrachloroethene 127-18-4	<0.010 mg/l		<0.010 mg/l		1	
trichloroethene 79-01-6	<0.010 mg/l		<0.010 mg/l		1	
Xylenes	<0.010 mg/l		<0.010 mg/l		1	
1,2,4-trichlorobenzene 120-82-1	<0.010 mg/l	<0.010 mg/l	<0.010 mg/l	<0.010 mg/l	1	
1,2-dichlorobenzene 95-50-1	<0.010 mg/l	<0.010mg/l	<0.010 mg/l	<0.010 mg/l	1	
1,3-dichlorobenzene 541-73-1	<0.010 mg/l	<0.010 mg/l	<0.010 mg/l	<0.010 mg/l	1	
1,4-dichlorobenzene 106-46-7	<0.010 mg/l	<0.010mg/l	<0.010 mg/l	<0.010 mg/l	1	
2,4-dinitrotoluene 121-14-2	<0.010 mg/l	<0.010 mg/l	<0.010 mg/l	<0.010 mg/l	1	
2,6-dinitrotoluene 606-20-2	<0.010 mg/l	<0.010 mg/l	<0.010 mg/l	<0.010 mg/l	1	
2-chloronaphthalene 91-58-7	<0.010 mg/l	<0.010 mg/l	<0.010 mg/l	<0.010 mg/l	1	
3,3'-dichlorobenzidine 91-94-1	<0.010 mg/l	<0.010 mg/l	<0.010 mg/l	<0.010 mg/l	1	
4-bromophenylphenyl ether 101-55-3	<0.010 mg/l	<0.010mg/l	<0.010 mg/l	<0.010 mg/l	1	
4-chlorophenylphenyl ether 7005-72-3	<0.010 mg/l	<0.010 mg/l	<0.010 mg/l	<0.010 mg/l	1	
acenaphthene 83-32-9	<0.010 mg/l	<0.010 mg/l	<0.010 mg/l	<0.010 mg/l	1	
acenaphthylene 208-96-8	<0.010 mg/l	<0.010 mg/l	<0.010 mg/l	<0.010 mg/l	1	
anthracene 120-12-7	<0.010 mg/l	<0.010 mg/l	<0.010 mg/l	<0.010 mg/l	1	
benzidine 92-87-5	<0.050 mg/l	<0.050 mg/l	<0.050 mg/l	<0.050 mg/l	1	
benzo(a)anthracene 56-55-3	<0.010 mg/l	<0.010 mg/l	<0.010 mg/l	<0.010 mg/l	1	
benzo(a)pyrene 50-32-8	<0.010 mg/l	<0.010 mg/l	<0.010 mg/l	<0.010 mg/l	1	
benzo(b)fluoranthene 205-99-2	<0.010 mg/l	<0.010 mg/l	<0.010 mg/l	<0.010 mg/l	1	
benzo(ghi)perylene 191-24-2	<0.010 mg/l	<0.010 mg/l	<0.010 mg/l	<0.010 mg/l	1	
benzo(k)fluoranthene 207-08-9	<0.010 mg/l	<0.010 mg/l	<0.010 mg/l	<0.010 mg/l	1	
benzyl butyl phthalate 85-68-7	<0.010 ug/l	<0.010 mg/l	<0.010 mg/l	<0.010 mg/l	1	
bis(2-chloroethoxy)methane 111-91-1	<0.010 mg/l	<0.010 mg/l	<0.010 mg/l	<0.010 mg/l	1	
bis(2-chloroethyl)ether 111-44-4	<0.010 mg/l	<0.010 mg/l	<0.010 mg/l	<0.010 mg/l	1	
bis(2-chloroisopropyl) ether 108-60-1	<0.010 mg/l	<0.010 mg/l	<0.010 mg/l	<0.010 mg/l	1	
bis(2-ethylhexyl)phthalate 117-81-7	<0.010 mg/l	<0.010mg/l	<0.010 mg/l	<0.010 mg/l	1	
chrysene 218-01-9	<0.010 mg/l	<0.010 mg/l	<0.010 mg/l	<0.010 mg/l	1	
di-n-butyl phthalate 84-74-2	<0.010 mg/l	<0.010 mg/l	<0.010 mg/l	<0.010 mg/l	1	
di-n-octyl phthalate 117-84-0	<0.010 mg/l	<0.010 mg/l	<0.010 mg/l	<0.010 mg/l	1	
dibenzo(a,h)anthracene 53-70-3	<0.010 mg/l	<0.010 mg/l	<0.010 mg/l	<0.010 mg/l	1	
diethyl phthalate 84-66-2	<0.010 mg/l	<0.010 mg/l	<0.010 mg/l	<0.010 mg/l	1	
dimethyl phthalate 131-11-3	<0.010 mg/l	<0.010 mg/l	<0.010 mg/l	<0.010 mg/l	1	
fluoranthene 206-44-0	<0.010 mg/l	<0.010 mg/l	<0.010 mg/l	<0.010 mg/l	1	
fluorene 86-73-7	<0.010 mg/l	<0.010 mg/l	<0.010 mg/l	<0.010 mg/l	1	
hexachlorobenzene 118-74-1	<0.010 mg/l	<0.010 mg/l	<0.010 mg/l	<0.010 mg/l	1	
hexachlorobutadiene 87-68-3	<0.010 mg/l	<0.010 mg/l	<0.010 mg/l	<0.010 mg/l	1	
hexachlorocyclopentadiene 77-47-4	<0.010 mg/l	<0.010 mg/l	<0.010 mg/l	<0.010 mg/l	1	
hexachloroethane 67-72-1	<0.010 mg/l	<0.010 mg/l	<0.010 mg/l	<0.010 mg/l	1	
indeno(1,2,3-cd)pyrene 193-39-5	<0.010 mg/l	<0.010 mg/l	<0.010 mg/l	<0.010 mg/l	1	
isophorone 78-59-1	<0.010 mg/l	<0.010 mg/l	<0.010 mg/l	<0.010 mg/l	1	
N-nitrosodi-n-propylamine 621-64-7	<0.010 mg/l	<0.010 mg/l	<0.010 mg/l	<0.010 mg/l	1	
N-nitrosodimethylamine 62-75-9	<0.010 mg/l	<0.010 mg/l	<0.010 mg/l	<0.010 mg/l	1	
N-nitrosodiphenylamine 86-30-6	<0.010 mg/l	<0.010 mg/l	<0.010 mg/l	<0.010 mg/l	1	
naphthalene 91-20-3	<0.010 mg/l	<0.010 mg/l	<0.010 mg/l	<0.010 mg/l	1	
nitrobenzene 98-95-3	<0.010 mg/l	<0.010 mg/l	<0.010 mg/l	<0.010 mg/l	1	
phenanthrene 85-01-8	<0.010 mg/l	<0.010 mg/l	<0.010 mg/l	<0.010 mg/l	1	
pyrene 129-00-0	<0.010 mg/l	<0.010 mg/l	<0.010 mg/l	<0.010 mg/l	1	
2,4,6-trichlorophenol 88-06-2	<0.030 mg/l	<0.030 mg/l	<0.030 mg/l	<0.030 mg/l	1	
2,4-dichlorophenol 120-83-2	<0.030 mg/l	<0.030 mg/l	<0.030 mg/l	<0.030 mg/l	1	
2,4-dimethylphenol 105-67-9	<0.030 mg/l	<0.030 mg/l	<0.030 mg/l	<0.030 mg/l	1	
2,4-dinitrophenol 51-28-5	<0.050 mg/l	<0.050 mg/l	<0.050 mg/l	<0.050 mg/l	1	
2-chlorophenol 95-57-8	<0.030 mg/l	<0.030 mg/l	<0.030 mg/l	<0.030 mg/l	1	

Outfall 44

Parts B and C Continued

Pollutant and CAS Number (if available)	Maximum Values (include units)		Average Values (include units)		Number of Storm Events Sampled	Sources of Pollutants
	Grab Sample Taken During First 30 Minutes	Flow-weighted Composite	Grab Sample Taken During First 30 Minutes	Flow-weighted Composite		
2-methyl-4,6-dinitrophenol 534-52-1	<0.050 mg/l	<0.050 mg/l	<0.050 mg/l	<0.050 mg/l	1	
2-nitrophenol 88-75-5	<0.030 mg/l	<0.030 mg/l	<0.030 mg/l	<0.030 mg/l	1	
4-chloro-3-methyl phenol 59-50-7	<0.030 mg/l	<0.030 mg/l	<0.030 mg/l	<0.030 mg/l	1	
4-nitrophenol 100-02-7	<0.050 mg/l	<0.050 mg/l	<0.050 mg/l	<0.050 mg/l	1	
pentachlorophenol 87-86-5	<0.050 mg/l	<0.050 mg/l	<0.050 mg/l	<0.050 mg/l	1	
phenol 108-95-2	<0.030 mg/l	<0.030 mg/l	<0.030 mg/l	<0.030 mg/l	1	
4,4'-DDD 72-54-8	<0.00001 mg/l	<0.00001 mg/l	<0.00001 mg/l	<0.00001 mg/l	1	
4,4'-DDE 72-55-9	<0.00001 mg/l	<0.00001 mg/l	<0.00001 mg/l	<0.00001 mg/l	1	
4,4'-DDT 50-29-3	<0.00001 mg/l	<0.00001 mg/l	<0.00001 mg/l	<0.00001 mg/l	1	
aldrin 309-00-2	<0.00001 mg/l	<0.00001 mg/l	<0.00001 mg/l	<0.00001 mg/l	1	
chlordane 57-74-9	<0.00002 mg/l	<0.00002 mg/l	<0.00002 mg/l	<0.00002 mg/l	1	
dieldrin 60-57-1	<0.00001 mg/l	<0.00001 mg/l	<0.00001 mg/l	<0.00001 mg/l	1	
endosulfan I 959-98-8	<0.00001 mg/l	<0.00001 mg/l	<0.00001 mg/l	<0.00001 mg/l	1	
endosulfan II 33213-65-9	<0.00001 mg/l	<0.00001 mg/l	<0.00001 mg/l	<0.00001 mg/l	1	
endosulfan sulfate 1031-07-8	<0.00001 mg/l	<0.00001 mg/l	<0.00001 mg/l	<0.00001 mg/l	1	
endrin 72-20-8	<0.00005 mg/l	<0.00005 mg/l	<0.00005 mg/l	<0.00005 mg/l	1	
endrin aldehyde 7421-93-4	<0.00001 mg/l	<0.00001 mg/l	<0.00001 mg/l	<0.00001 mg/l	1	
heptachlor 76-44-8	<0.00001 mg/l	<0.00001 mg/l	<0.00001 mg/l	<0.00001 mg/l	1	
heptachlor epoxide 1024-57-3	<0.00001 mg/l	<0.00001 mg/l	<0.00001 mg/l	<0.00001 mg/l	1	
toxaphene 8001-35-2	<0.0002 mg/l	<0.0002 mg/l	<0.0002 mg/l	<0.0002 mg/l	1	
alpha-BHC 319-84-6	<0.00001 mg/l	<0.00001 mg/l	<0.00001 mg/l	<0.00001 mg/l	1	
beta-BHC 319-85-7	<0.00001 mg/l	<0.00001 mg/l	<0.00001 mg/l	<0.00001 mg/l	1	
delta-BHC 319-86-8	<0.00001 mg/l	<0.00001 mg/l	<0.00001 mg/l	<0.00001 mg/l	1	
gamma-BHC 58-89-8	<0.00001 mg/l	<0.00001 mg/l	<0.00001 mg/l	<0.00001 mg/l	1	
2-chlorophenol 95-57-8	<0.030 mg/l	<0.030 mg/l	<0.030 mg/l	<0.030 mg/l	1	
Aroclor-1242 53469-21-9	<0.0005 mg/l	<0.0005 mg/l	<0.0005 mg/l	<0.0005 mg/l	1	
Aroclor-1254 11097-69-1	<0.0005 mg/l	<0.0005 mg/l	<0.0005 mg/l	<0.0005 mg/l	1	
Aroclor-1221 11104-28-2	<0.0005 mg/l	<0.0005 mg/l	<0.0005 mg/l	<0.0005 mg/l	1	
Aroclor-1232 11141-16-5	<0.0005 mg/l	<0.0005 mg/l	<0.0005 mg/l	<0.0005 mg/l	1	
Aroclor-1248 12672-29-6	<0.0005 mg/l	<0.0005 mg/l	<0.0005 mg/l	<0.0005 mg/l	1	
Aroclor-1260 11096-82-5	<0.0005 mg/l	<0.0005 mg/l	<0.0005 mg/l	<0.0005 mg/l	1	
Aroclor-1016 12674-11-2	<0.0005 mg/l	<0.0005 mg/l	<0.0005 mg/l	<0.0005 mg/l	1	
Cresols	<0.010 mg/l	<0.010 mg/l	<0.010 mg/l	<0.010 mg/l	1	
Acrolein	<0.010 mg/l	<0.010 mg/l	<0.010 mg/l	<0.010 mg/l	1	
Acrylonitrile	<0.010 mg/l	<0.010 mg/l	<0.010 mg/l	<0.010 mg/l	1	
1,2-diphenylhydrazine (azobenzene)	Results pending	Results pending	Results pending	Results pending	1	

EPA ID Number (copy from Item 1 of Form1)

Outfall 45

Form Approved OMB No. 2040-0086
Approval expires 5-31-92

VII. Discharge Information (continued from page 3 of Form 2F)

Part A - You must provide the results of at least one analysis for every pollutant in this table. Complete one table for each outfall. See instructions for additional details.

Pollutant and CAS Number (if availible)	Maximum Values (include units)		Average Values (include units)		Number of Storm Events Sampled	Sources of Pollutants
	Grab Sample Taken During First 30 Minutes	Flow-weighted Composite	Grab Sample Taken During First 30 Minutes	Flow-weighted Composite		
Oil and Grease	3 mg/l		3 mg/l		1	
Biological Oxygen Demand (BOD5)	<5 mg/l	<5 mg/l	<5 mg/l	<5 mg/l	1	
Chemical Oxygen Demand (COD)	5.9 mg/l	11 mg/l	5.9 mg/l	11 mg/l	1	
Total Suspended Solids (TSS)	5.5 mg/l	6.0 mg/l	5.5 mg/l	6.0 mg/l	1	
Total Kjeldahl Nitrogen	0.2 mg/l	<0.2 mg/l	0.2 mg/l	<0.2 mg/l	1	
Nitrate plus Nitrite Nitrogen	0.66 mg/l	0.33 mg/l	0.66 mg/l	0.33 mg/l	1	
Total Phosphorus	<0.1 mg/l	<0.1 mg/l	<0.1 mg/l	<0.1 mg/l	1	
pH	Minimum 8.3	Maximum 8.3	Minimum 8.3	Maximum 8.3		

Part B - List each pollutant that is limited in an effluent guideline which the facility is subject to or any pollutant listed in the facility's NPDES permit for its process wastewater (if the facility is operating under an existing NPDES permit). Complete one table for each outfall. See the instructions for additional details and requirements.

Pollutant and CAS Number (if availible)	Maximum Values (include units)		Average Values (include units)		Number of Storm Events Sampled	Sources of Pollutants
	Grab Sample Taken During First 30 Minutes	Flow-weighted Composite	Grab Sample Taken During First 30 Minutes	Flow-weighted Composite		
Antimony 7440-36-0	<0.04 mg/l	<0.04 mg/l	<0.04 mg/l	<0.04 mg/l	1	
Cyanide	<0.002 mg/l		<0.002 mg/l		1	
Mercury 7439-97-6	<0.0002 mg/l	<0.0002 mg/l	<0.0002 mg/l	<0.0002 mg/l	1	
Phenols	0.003 mg/l		0.003 mg/l		1	
Selenium 7782-49-2	<0.002 mg/l	<0.002 mg/l	<0.002 mg/l	<0.002 mg/l	1	
Sulfate	11 mg/l	<10 mg/l	11 mg/l	<10 mg/l	1	
Surfactants	<0.05 mg/l	<0.05 mg/l	<0.05 mg/l	<0.05 mg/l	1	
Aluminum 7429-90-5	0.38 mg/l	0.29 mg/l	0.38 mg/l	0.29 mg/l	1	
Arsenic 7440-38-2	<0.04 mg/l	<0.04 mg/l	<0.04 mg/l	<0.04 mg/l	1	
Boron 7440-42-8	0.011 mg/l	0.013 mg/l	0.011 mg/l	0.013 mg/l	1	
Beryllium 7440-41-7	<0.0004mg/l	<0.0004mg/l	<0.0004mg/l	<0.0004mg/l	1	
Cadmium 7440-43-9	<0.004 mg/l	<0.004 mg/l	<0.004 mg/l	<0.004 mg/l	1	
Calcium 7440-70-2	10.5 mg/l	11.2 mg/l	10.5 mg/l	11.2 mg/l	1	
Chromium 7440-47-3	<0.006 mg/l	<0.006 mg/l	<0.006 mg/l	<0.006 mg/l	1	
Cobalt 7440-48-4	<0.002 mg/l	<0.002 mg/l	<0.002 mg/l	<0.002 mg/l	1	
Copper 7440-50-8	<0.006 mg/l	<0.006 mg/l	<0.006 mg/l	<0.006 mg/l	1	
Iron 7439-89-6	0.47 mg/l	0.36 mg/l	0.47 mg/l	0.36 mg/l	1	
Lead 7439-92-1	<0.02 mg/l	<0.02 mg/l	<0.02 mg/l	<0.02 mg/l	1	
Lithium 7439-93-2	<0.02 mg/l	<0.02 mg/l	<0.02 mg/l	<0.02 mg/l	1	
Magnesium 7439-95-4	0.79 mg/l	0.96 mg/l	0.79 mg/l	0.96 mg/l	1	
Manganese 7439-96-5	0.011 mg/l	0.008 mg/l	0.011 mg/l	0.008 mg/l	1	
Molybdenum 7439-98-7	<0.006 mg/l	<0.006 mg/l	<0.006 mg/l	<0.006 mg/l	1	
Nickel 7440-02-0	<0.008 mg/l	<0.008 mg/l	<0.008 mg/l	<0.008 mg/l	1	
Potassium 7440-09-7	<0.5 mg/l	<0.5 mg/l	<0.5 mg/l	<0.5 mg/l	1	
Silver 7440-22-4	<0.006 mg/l	<0.006 mg/l	<0.006 mg/l	<0.006 mg/l	1	
Sodium 7440-23-5	0.25 mg/l	0.28 mg/l	0.25 mg/l	0.28mg/l	1	
Titanium 7440-32-6	<0.01 mg/l	<0.01 mg/l	<0.01 mg/l	<0.01mg/l	1	
Zinc 7440-66-6	0.17 mg/l	0.13 mg/l	0.17 mg/l	0.13 mg/l	1	

Continue on Reverse

Continued from front.

Part C- List each pollutant shown in Tables 2F-2, 2F-3, and 2F4 that you know or have reason to believe is present. See the instructions for additional details and requirements. Compl one table for each outfall.

Pollutant and CAS Number (if availible)	Maximum Values (include units)		Average Values (include units)		Number of Storm Events Sampled	Sources of Pollutants
	Grab Sample Taken During First 30 Minutes	Flow-weighted Composite	Grab Sample Taken During First 30 Minutes	Flow-weighted Composite		
1,1,1,-trichloroethane 71-55-6	<0.010 mg/l		<0.010 mg/l		1	
1,1,2,2-tetrachloroethane 79-34-5	<0.010 mg/l		<0.010 mg/l		1	
1,1,2- trichloroethane 79-00-5	<0.010 mg/l		<0.010 mg/l		1	
1,1-dichloroethane 75-34-3	<0.010 mg/l		<0.010 mg/l		1	
1,1-dichloroethylene 75-35-4	<0.010 mg/l		<0.010 mg/l		1	
1,2-dichloroethane 107-06-2	<0.010 mg/l		<0.010 mg/l		1	
1,2-dichloropropane 78-87-5	<0.010 mg/l		<0.010 mg/l		1	
2-chloroethylvinylether 110-75-8	<0.010 mg/l		<0.010 mg/l		1	
benzene 71-43-2	<0.010 mg/l		<0.010 mg/l		1	
bromodichloromethane 75-27-4	<0.010 mg/l		<0.010 mg/l		1	
bromoform 75-25-2	<0.010 mg/l		<0.010 mg/l		1	
bromomethane 74-83-9	<0.010 mg/l		<0.010 mg/l		1	
carbon tetrachloride 56-23-5	<0.010 mg/l		<0.010 mg/l		1	
chlorobenzene 108-90-7	<0.010 mg/l		<0.010 mg/l		1	
chloroethane 75-00-3	<0.010 mg/l		<0.010 mg/l		1	
chloroform 67-66-3	<0.010 mg/l		<0.010 mg/l		1	
chloromethane 74-87-3	<0.010 mg/l		<0.010 mg/l		1	
dibromochloromethane 124-48-1	<0.010 mg/l		<0.010 mg/l		1	
ethylbenzene 100-41-4	<0.010 mg/l		<0.010 mg/l		1	
toluene 108-88-3	<0.010 mg/l		<0.010 mg/l		1	
vinyl chloride 75-01-4	<0.010 mg/l		<0.010 mg/l		1	
1,3-dichloropropene 10061-01-5	<0.010 mg/l		<0.010 mg/l		1	
trans-1,2-dichloroethene 156-60-5	<0.010 mg/l		<0.010 mg/l		1	
alpha activity 12587-46-1	1.7 pci/l	1.6 pci/l	1.7 pci/l	1.6 mg/l	1	
beta activity 12587-46-1	6.7 pci/l	5.0 pci/l	6.7 pci/l	5.0 pci/l	1	
fecal coliform	50 co/.1L	34,000 co/.1L	50 co/.1L	34,000 co/.1L	1	
Thallium 7440-28-0	<0.03 mg/l	<0.03 mg/l	<0.03 mg/l	<0.03 mg/l	1	
Uranium 7440-61-1	0.001 mg/l	0.001 mg/l	0.001 mg/l	0.001 mg/l	1	
Gamma activity	10 pci/l	-24 pci/l	10 pci/l	-24 pci/l	1	

Part D- Provide data for the sorm event(s) which resulted in the maximum values for the flow weighted composite sample.

1. Date of Storm Event	2. Duration of Storm (in minutes)	3. Total rainfall during storm event (in inches)	4. Number of hours between beginning of storm measured and end of previous measurable rain event	5. Maximum flow rate during rain event (gallons/min or specify units)	6. Total flow from rain event (gallons or specify units)	7. Season sample was taken	8. Form of Precipitation (rainfall, snowmelt)
12/9/91	530	1.1	148.6	282	104,002	Fall	Rainfall

9. Provide a description of the method of flow measurement or estimate.

An ISCO 3230 Flow meter was used to obtain water level readings. This instrument was calibrated with the normal dry weather flow, if present, as level zero. The flow meter was programmed with the characteristics of the conveyance so that flow rates and total flows could be calculated by the meter.

Outfall 45

Parts B and C Continued

Pollutant and CAS Number (if availible)	Maximum Values (include units)		Average Values (include units)		Number of Storm Events Sampled	Sources of Pollutants
	Grab Sample Taken During First 30 Minutes	Flow-weighted Composite	Grab Sample Taken During First 30 Minutes	Flow-weighted Composite		
Barium 7440-39-3	0.0102 mg/l	0.0093 mg/l	0.0102 mg/l	0.0093 mg/l	1	
methylene chloride 75-09-2	<0.010 mg/l		<0.010 mg/l		1	
tetrachloroethene 127-18-4	<0.010 mg/l		<0.010 mg/l		1	
trichloroethene 79-01-6	<0.010 mg/l		<0.010 mg/l		1	
Xylenes	<0.010 mg/l		<0.010 mg/l		1	
1,2,4-trichlorobenzene 120-82-1	<0.010 mg/l	<0.010 mg/l	<0.010 mg/l	<0.010 mg/l	1	
1,2-dichlorobenzene 95-50-1	<0.010 mg/l	<0.010mg/l	<0.010 mg/l	<0.010 mg/l	1	
1,3-dichlorobenzene 541-73-1	<0.010 mg/l	<0.010 mg/l	<0.010 mg/l	<0.010 mg/l	1	
1,4-dichlorobenzene 106-46-7	<0.010 mg/l	<0.010mg/l	<0.010 mg/l	<0.010 mg/l	1	
2,4-dinitrotoluene 121-14-2	<0.010 mg/l	<0.010 mg/l	<0.010 mg/l	<0.010 mg/l	1	
2,6-dinitrotoluene 606-20-2	<0.010 mg/l	<0.010 mg/l	<0.010 mg/l	<0.010 mg/l	1	
2-chloronaphthalene 91-58-7	<0.010 mg/l	<0.010 mg/l	<0.010 mg/l	<0.010 mg/l	1	
3,3'-dichlorobenzidine 91-94-1	<0.010 mg/l	<0.010 mg/l	<0.010 mg/l	<0.010 mg/l	1	
4-bromophenylphenyl ether 101-55-3	<0.010 mg/l	<0.010mg/l	<0.010 mg/l	<0.010 mg/l	1	
4-chlorophenylphenyl ether 7005-72-3	<0.010 mg/l	<0.010 mg/l	<0.010 mg/l	<0.010 mg/l	1	
acenaphthene 83-32-9	<0.010 mg/l	<0.010 mg/l	<0.010 mg/l	<0.010 mg/l	1	
acenaphthylene 208-96-8	<0.010 mg/l	<0.010 mg/l	<0.010 mg/l	<0.010 mg/l	1	
anthracene 120-12-7	<0.010 mg/l	<0.010 mg/l	<0.010 mg/l	<0.010 mg/l	1	
benzidine 92-87-5	<0.050 mg/l	<0.050 mg/l	<0.050 mg/l	<0.050 mg/l	1	
benzo(a)anthracene 56-55-3	<0.010 mg/l	<0.010 mg/l	<0.010 mg/l	<0.010 mg/l	1	
benzo(a)pyrene 50-32-8	<0.010 mg/l	<0.010 mg/l	<0.010 mg/l	<0.010 mg/l	1	
benzo(b)fluoranthene 205-99-2	<0.010 mg/l	<0.010 mg/l	<0.010 mg/l	<0.010 mg/l	1	
benzo(ghi)perylene 191-24-2	<0.010 mg/l	<0.010 mg/l	<0.010 mg/l	<0.010 mg/l	1	
benzo(k)fluoranthene 207-08-9	<0.010 mg/l	<0.010 mg/l	<0.010 mg/l	<0.010 mg/l	1	
benzyl butyl phthalate 85-68-7	<0.010 ug/l	<0.010 mg/l	<0.010 mg/l	<0.010 mg/l	1	
bis(2-chloroethoxy)methane 111-91-1	<0.010 mg/l	<0.010 mg/l	<0.010 mg/l	<0.010 mg/l	1	
bis(2-chloroethyl)ether 111-44-4	<0.010 mg/l	<0.010 mg/l	<0.010 mg/l	<0.010 mg/l	1	
bis(2-chloroisopropyl) ether 108-60-1	<0.010 mg/l	<0.010 mg/l	<0.010 mg/l	<0.010 mg/l	1	
bis(2-ethylhexyl)phthalate 117-81-7	<0.010 mg/l	<0.010mg/l	<0.010 mg/l	<0.010 mg/l	1	
chrysene 218-01-9	<0.010 mg/l	<0.010 mg/l	<0.010 mg/l	<0.010 mg/l	1	
di-n-butyl phthalate 84-74-2	<0.010 mg/l	<0.010 mg/l	<0.010 mg/l	<0.010 mg/l	1	
di-n-octyl phthalate 117-84-0	<0.010 mg/l	<0.010 mg/l	<0.010 mg/l	<0.010 mg/l	1	
dibenzo(a,h)anthracene 53-70-3	<0.010 mg/l	<0.010 mg/l	<0.010 mg/l	<0.010 mg/l	1	
diethyl phthalate 84-66-2	<0.010 mg/l	<0.010 mg/l	<0.010 mg/l	<0.010 mg/l	1	
dimethyl phthalate 131-11-3	<0.010 mg/l	<0.010 mg/l	<0.010 mg/l	<0.010 mg/l	1	
fluoranthene 206-44-0	<0.010 mg/l	<0.010 mg/l	<0.010 mg/l	<0.010 mg/l	1	
fluorene 86-73-7	<0.010 mg/l	<0.010 mg/l	<0.010 mg/l	<0.010 mg/l	1	
hexachlorobenzene 118-74-1	<0.010 mg/l	<0.010 mg/l	<0.010 mg/l	<0.010 mg/l	1	
hexachlorobutadiene 87-68-3	<0.010 mg/l	<0.010 mg/l	<0.010 mg/l	<0.010 mg/l	1	
hexachlorocyclopentadiene 77-47-4	<0.010 mg/l	<0.010 mg/l	<0.010 mg/l	<0.010 mg/l	1	
hexachloroethane 67-72-1	<0.010 mg/l	<0.010 mg/l	<0.010 mg/l	<0.010 mg/l	1	
indeno(1,2,3-cd)pyrene 193-39-5	<0.010 mg/l	<0.010 mg/l	<0.010 mg/l	<0.010 mg/l	1	
isophorone 78-59-1	<0.010 mg/l	<0.010 mg/l	<0.010 mg/l	<0.010 mg/l	1	
N-nitrosodi-n-propylamine 621-64-7	<0.010 mg/l	<0.010 mg/l	<0.010 mg/l	<0.010 mg/l	1	
N-nitrosodimethylamine 62-75-9	<0.010 mg/l	<0.010 mg/l	<0.010 mg/l	<0.010 mg/l	1	
N-nitrosodiphenylamine 86-30-6	<0.010 mg/l	<0.010 mg/l	<0.010 mg/l	<0.010 mg/l	1	
naphthalene 91-20-3	<0.010 mg/l	<0.010 mg/l	<0.010 mg/l	<0.010 mg/l	1	
nitrobenzene 98-95-3	<0.010 mg/l	<0.010 mg/l	<0.010 mg/l	<0.010 mg/l	1	
phenanthrene 85-01-8	<0.010 mg/l	<0.010 mg/l	<0.010 mg/l	<0.010 mg/l	1	
pyrene 129-00-0	<0.010 mg/l	<0.010 mg/l	<0.010 mg/l	<0.010 mg/l	1	
2,4,6-trichlorophenol 88-06-2	<0.030 mg/l	<0.030 mg/l	<0.030 mg/l	<0.030 mg/l	1	
2,4-dichlorophenol 120-83-2	<0.030 mg/l	<0.030 mg/l	<0.030 mg/l	<0.030 mg/l	1	
2,4-dimethylphenol 105-67-9	<0.030 mg/l	<0.030 mg/l	<0.030 mg/l	<0.030 mg/l	1	
2,4-dinitrophenol 51-28-5	<0.050 mg/l	<0.050 mg/l	<0.050 mg/l	<0.050 mg/l	1	

Outfall 45

Parts B and C Continued

Pollutant and CAS Number (if availible)	Maximum Values (include units)		Average Values (include units)		Number of Storm Events Sampled	Sources of Pollutants
	Grab Sample Taken During First 30 Minutes	Flow-weighted Composite	Grab Sample Taken During First 30 Minutes	Flow-weighted Composite		
2-methyl-4,6-dinitrophenol 534-52-1	<0.050 mg/l	<0.050 mg/l	<0.050 mg/l	<0.050 mg/l	1	
2-nitrophenol 88-75-5	<0.030 mg/l	<0.030 mg/l	<0.030 mg/l	<0.030 mg/l	1	
4-chloro-3-methyl phenol 59-50-7	<0.030 mg/l	<0.030 mg/l	<0.030 mg/l	<0.030 mg/l	1	
4-nitrophenol 100-02-7	<0.050 mg/l	<0.050 mg/l	<0.050 mg/l	<0.050 mg/l	1	
pentachlorophenol 87-86-5	<0.050 mg/l	<0.050 mg/l	<0.050 mg/l	<0.050 mg/l	1	
phenol 108-95-2	<0.030 mg/l	<0.030 mg/l	<0.030 mg/l	<0.030 mg/l	1	
4,4'--DDD 72-54-8	<0.00001mg/l	<0.00001 mg/l	<0.00001 mg/l	<0.00001 mg/l	1	
4,4'--DDE 72-55-9	<0.00001 mg/l	<0.00001 mg/l	<0.00001 mg/l	<0.00001 mg/l	1	
4,4'-DDT 50-29-3	<0.00001 mg/l	<0.00001 mg/l	<0.00001 mg/l	<0.00001 mg/l	1	
aldrin 309-00-2	<0.00001 mg/l	<0.00001 mg/l	<0.00001 mg/l	<0.00001 mg/l	1	
chlordane 57-74-9	<0.00002 mg/l	<0.00002 mg/l	<0.00002 mg/l	<0.00002 mg/l	1	
dieldrin 60-57-1	<0.00001 mg/l	<0.00001 mg/l	<0.00001 mg/l	<0.00001 mg/l	1	
endosulfan I 959-98-8	<0.00001 mg/l	<0.00001mg/l	<0.00001 mg/l	<0.00001 mg/l	1	
endosulfan II 33213-65-9	<0.00001 mg/l	<0.00001 mg/l	<0.00001 mg/l	<0.00001 mg/l	1	
endosulfan sulfate 1031-07-8	<0.00001 mg/l	<0.00001 mg/l	<0.00001 mg/l	<0.00001 mg/l	1	
endrin 72-20-8	<0.00005 mg/l	<0.00005 mg/l	<0.00005 mg/l	<0.00005 mg/l	1	
endrin aldehyde 7421-93-4	<0.00001 mg/l	<0.00001 mg/l	<0.00001 mg/l	<0.00001 mg/l	1	
heptachlor 76-44-8	<0.00001 mg/l	<0.00001mg/l	<0.00001 mg/l	<0.00001 mg/l	1	
heptachlor epoxide 1024-57-3	<0.00001 mg/l	<0.00001 mg/l	<0.00001 mg/l	<0.00001 mg/l	1	
toxaphene 8001-35-2	<0.0002 mg/l	<0.0002 mg/l	<0.0002 mg/l	<0.0002 mg/l	1	
alpha-BHC 319-84-6	<0.00001 mg/l	<0.00001mg/l	<0.00001 mg/l	<0.00001 mg/l	1	
beta-BHC 319-85-7	<0.00001 mg/l	<0.00001 mg/l	<0.00001 mg/l	<0.00001 mg/l	1	
delta-BHC 319-86-8	<0.00001 mg/l	<0.00001mg/l	<0.00001 mg/l	<0.00001 mg/l	1	
gamma-BHC 58-89-8	<0.00001 mg/l	<0.00001 mg/l	<0.00001 mg/l	<0.00001 mg/l	1	
2-chlorophenol 95-57-8	<0.030 mg/l	<0.030 mg/l	<0.030 mg/l	<0.030 mg/l	1	
Aroclor-1242 53469-21-9	<0.0005 mg/l	<0.0005 mg/l	<0.0005 mg/l	<0.0005 mg/l	1	
Aroclor-1254 11097-69-1	<0.0005 mg/l	<0.0005 mg/l	<0.0005 mg/l	<0.0005 mg/l	1	
Aroclor-1221 11104-28-2	<0.0005 mg/l	<0.0005 mg/l	<0.0005 mg/l	<0.0005 mg/l	1	
Aroclor-1232 11141-16-5	<0.0005 mg/l	<0.0005 mg/l	<0.0005 mg/l	<0.0005 mg/l	1	
Aroclor-1248 12672-29-6	<0.0005 mg/l	<0.0005 mg/l	<0.0005 mg/l	<0.0005 mg/l	1	
Aroclor-1260 11096-82-5	<0.0005 mg/l	<0.0005 mg/l	<0.0005 mg/l	<0.0005 mg/l	1	
Aroclor-1016 12674-11-2	<0.0005 mg/l	<0.0005 mg/l	<0.0005 mg/l	<0.0005 mg/l	1	
Cresols	<0.010 mg/l	<0.010 mg/l	<0.010 mg/l	<0.010 mg/l	1	
Acrolein	<0.010 mg/l	<0.010 mg/l	<0.010 mg/l	<0.010 mg/l	1	
Acrylonitrile	<0.010 mg/l	<0.010 mg/l	<0.010 mg/l	<0.010 mg/l	1	
1,2-diphenylhydrazine (azobenzene)	Results pending	Results pending	Results pending	Results pending	1	

EPA ID Number (copy from Item 1 of Form1)

Outfall 46

Form Approved OMB No. 2040-0086
Approval expires 5-31-92

VII. Discharge Information (continued from page 3 of Form 2F)

Part A - You must provide the results of at least one analysis for every pollutant in this table. Complete one table for each outfall. See instructions for additional details.

Pollutant and CAS Number (if availible)	Maximum Values (include units)		Average Values (include units)		Number of Storm Events Sampled	Sources of Pollutants
	Grab Sample Taken During First 30 Minutes	Flow-weighted Composite	Grab Sample Taken During First 30 Minutes	Flow-weighted Composite		
Oil and Grease	3 mg/l		3 mg/l		1	
Biological Oxygen Demand (BOD5)	<5 mg/l	<5 mg/l	<5 mg/l	<5 mg/l	1	
Chemical Oxygen Demand (COD)	13 mg/l	7.3 mg/l	13 mg/l	7.3 mg/l	1	
Total Suspended Solids (TSS)	<5 mg/l	6 mg/l	<5 mg/l	6 mg/l	1	
Total Kjeldahl Nitrogen	0.5 mg/l	<0.2 mg/l	0.5 mg/l	<0.2 mg/l	1	
Nitrate plus Nitrite Nitrogen	0.31 mg/l	0.24 mg/l	0.31 mg/l	0.24 mg/l	1	
Total Phosphorus	<0.1 mg/l	<0.1 mg/l	<0.1 mg/l	<0.1 mg/l	1	
pH	Minimum 8.3	Maximum 8.3	Minimum 8.3	Maximum 8.3		

Part B - List each pollutant that is limited in an effluent guideline which the facility is subject to or any pollutant listed in the facility's NPDES permit for its process wastewater (if the facility is operating under an existing NPDES permit). Complete one table for each outfall. See the instructions for additional details and requirements.

Pollutant and CAS Number (if availible)	Maximum Values (include units)		Average Values (include units)		Number of Storm Events Sampled	Sources of Pollutants
	Grab Sample Taken During First 30 Minutes	Flow-weighted Composite	Grab Sample Taken During First 30 Minutes	Flow-weighted Composite		
Antimony 7440-36-0	<0.04 mg/l	<0.04 mg/l	<0.04 mg/l	<0.04 mg/l	1	
Cyanide	<0.002 mg/l		<0.002 mg/l		1	
Mercury 7439-97-6	<0.0002 mg/l	<0.0002 mg/l	<0.0002 mg/l	<0.0002 mg/l	1	
Phenols	0.004 mg/l		0.004 mg/l		1	
Selenium 7782-49-2	<0.002 mg/l	<0.002 mg/l	<0.002 mg/l	<0.002 mg/l	1	
Sulfate	8.6 mg/l	9.2 mg/l	8.6 mg/l	9.2 mg/l	1	
Surfactants	<0.05 mg/l	0.09 mg/l	<0.05 mg/l	0.09 mg/l	1	
Aluminum 7429-90-5	0.22 mg/l	0.34 mg/l	0.22 mg/l	0.34 mg/l	1	
Arsenic 7440-38-2	<0.04 mg/l	<0.04 mg/l	<0.04 mg/l	<0.04 mg/l	1	
Boron 7440-42-8	0.019 mg/l	0.015 mg/l	0.019 mg/l	0.015 mg/l	1	
Beryllium 7440-41-7	<0.0004mg/l	<0.0004mg/l	<0.0004mg/l	<0.0004mg/l	1	
Cadmium 7440-43-9	<0.004 mg/l	<0.004 mg/l	<0.004 mg/l	<0.004 mg/l	1	
Calcium 7440-70-2	11.1 mg/l	11.8 mg/l	11.1 mg/l	11.8 mg/l	1	
Chromium 7440-47-3	<0.006 mg/l	<0.006 mg/l	<0.006 mg/l	<0.006 mg/l	1	
Cobalt 7440-48-4	<0.002 mg/l	<0.002 mg/l	<0.002 mg/l	<0.002 mg/l	1	
Copper 7440-50-8	0.007 mg/l	<0.006 mg/l	0.007 mg/l	<0.006 mg/l	1	
Iron 7439-89-6	0.30 mg/l	0.38 mg/l	0.30 mg/l	0.38 mg/l	1	
Lead 7439-92-1	<0.02 mg/l	<0.02 mg/l	<0.02 mg/l	<0.02 mg/l	1	
Lithium 7439-93-2	<0.02 mg/l	<0.02 mg/l	<0.02 mg/l	<0.02 mg/l	1	
Magnesium 7439-95-4	1.17 mg/l	1.25 mg/l	1.17 mg/l	1.25 mg/l	1	
Manganese 7439-96-5	0.010 mg/l	0.014 mg/l	0.010 mg/l	0.014 mg/l	1	
Molybdenum 7439-98-7	<0.006 mg/l	<0.006 mg/l	<0.006 mg/l	<0.006 mg/l	1	
Nickel 7440-02-0	<0.008 mg/l	<0.008 mg/l	<0.008 mg/l	<0.008 mg/l	1	
Potassium 7440-09-7	0.6 mg/l	0.7 mg/l	0.6 mg/l	0.7 mg/l	1	
Silver 7440-22-4	<0.006 mg/l	<0.006 mg/l	<0.006 mg/l	<0.006 mg/l	1	
Sodium 7440-23-5	0.29 mg/l	0.43 mg/l	0.29 mg/l	0.43 mg/l	1	
Titanium 7440-32-6	<0.01 mg/l	<0.01 mg/l	<0.01 mg/l	<0.01mg/l	1	
Zinc 7440-66-6	0.02 mg/l	0.03 mg/l	0.02 mg/l	0.03 mg/l	1	

Continue on Reverse

Continued from front.

Part C- List each pollutant shown in Tables 2F-2, 2F-3, and 2F4 that you know or have reason to believe is present. See the instructions for additional details and requirements. Complete one table for each outfall.

Pollutant and CAS Number (if availible)	Maximum Values (include units)		Average Values (include units)		Number of Storm Events Sampled	Sources of Pollutants
	Grab Sample Taken During First 30 Minutes	Flow-weighted Composite	Grab Sample Taken During First 30 Minutes	Flow-weighted Composite		
1,1,1,-trichloroethane 71-55-6	<0.010 mg/l		<0.010 mg/l		1	
1,1,2,2-tetrachloroethane 79-34-5	<0.010 mg/l		<0.010 mg/l		1	
1,1,2- trichloroethane 79-00-5	<0.010 mg/l		<0.010 mg/l		1	
1,1-dichloroethane 75oree3	<0.010 mg/l		<0.010 mg/l		1	
1,1-dichloroethylene 75-35-4	<0.010 mg/l		<0.010 mg/l		1	
1,2-dichloroethane 107-06-2	<0.010 mg/l		<0.010 mg/l		1	
1,2-dichloropropane 78-87-5	<0.010 mg/l		<0.010 mg/l		1	
2-chloroethylvinylether 110-75-8	<0.010 mg/l		<0.010 mg/l		1	
benzene 71-43-2	<0.010 mg/l		<0.010 mg/l		1	
bromodichloromethane 75-27-4	<0.010 mg/l		<0.010 mg/l		1	
bromoform 75-25-2	<0.010 mg/l		<0.010 mg/l		1	
bromomethane 74-83-9	<0.010 mg/l		<0.010 mg/l		1	
carbon tetrachloride 56-23-5	<0.010 mg/l		<0.010 mg/l		1	
chlorobenzene 108-90-7	<0.010 mg/l		<0.010 mg/l		1	
chloroethane 75-00-3	<0.010 mg/l		<0.010 mg/l		1	
chloroform 67-66-3	<0.010 mg/l		<0.010 mg/l		1	
chloromethane 74-87-3	<0.010 mg/l		<0.010 mg/l		1	
dibromochloromethane 124-48-1	<0.010 mg/l		<0.010 mg/l		1	
ethylbenzene 100-41-4	<0.010 mg/l		<0.010 mg/l		1	
toluene 108-88-3	<0.010 mg/l		<0.010 mg/l		1	
vinyl chloride 75-01-4	<0.010 mg/l		<0.010 mg/l		1	
1,3-dichloropropene 10061-01-5	<0.010 mg/l		<0.010 mg/l		1	
trans-1,2-dichloroethene 156-60-5	<0.010 mg/l		<0.010 mg/l		1	
alpha activity 12587-46-1	3.9 pci/l	1.7 pci/l	3.9 pci/l	1.7 pci/l	1	
beta activity 12587-46-1	8.9 pci/l	3.6 pci/l	8.9 pci/l	3.6 pci/l	1	
fecal coliform	<1 co/.1L	26,000 co/.1L	<1 co/.1L	26,000 co/.1L	1	
Thallium 7440-28-0	<0.03 mg/l	<0.03 mg/l	<0.03 mg/l	<0.03 mg/l	1	
Uranium 7440-61-1	0.001 mg/l	0.002 mg/l	0.001 mg/l	0.002 mg/l	1	
Gamma activity	22 pci/l	16 pci/l	22 pci/l	16 pci/l	1	

Part D- Provide data for the storm event(s) which resulted in the maximum values for the flow weighted composite sample.

1. Date of Storm Event	2. Duration of Storm (in minutes)	3. Total rainfall during storm event (in inches)	4. Number of hours between beginning of storm measured and end of previous measurable rain event	5. Maximum flow rate during rain event (gallons/min or specify units)	6. Total flow from rain event (gallons or specify units)	7. Season sample was taken	8. Form of Precipitation (rainfall, snowmelt)
12/9/91	530	1.1	148.6	1.7	318	Fall	Rainfall

9. Provide a description of the method of flow measurement or estimate.

An ISCO 3230 Flow meter was used to obtain water level readings. This instrument was calibrated with the normal dry weather flow, if present, as level zero. The flow meter was programmed with the characteristics of the conveyance so that flow rates and total flows could be calculated by the meter.

Outfall 46

Parts B and C Continued

Pollutant and CAS Number (if availible)	Maximum Values (include units)		Average Values (include units)		Number of Storm Events Sampled	Sources of Pollutants
	Grab Sample Taken During First 30 Minutes	Flow-weighted Composite	Grab Sample Taken During First 30 Minutes	Flow-weighted Composite		
Barium 7440-39-3	0.0121 mg/l	0.0132 mg/l	0.0121 mg/l	0.0132 mg/l	1	
methylene chloride 75-09-2	<0.010 mg/l		<0.010 mg/l		1	
tetrachloroethene 127-18-4	<0.010 mg/l		<0.010 mg/l		1	
trichloroethene 79-01-6	<0.010 mg/l		<0.010 mg/l		1	
Xylene	<0.010 mg/l		<0.010 mg/l		1	
1,2,4-trichlorobenzene 120-82-1	<0.010 mg/l	<0.010 mg/l	<0.010 mg/l	<0.010 mg/l	1	
1,2-dichlorobenzene 95-50-1	<0.010 mg/l	<0.010mg/l	<0.010 mg/l	<0.010 mg/l	1	
1,3-dichlorobenzene 541-73-1	<0.010 mg/l	<0.010 mg/l	<0.010 mg/l	<0.010 mg/l	1	
1,4-dichlorobenzene 106-46-7	<0.010 mg/l	<0.010mg/l	<0.010 mg/l	<0.010 mg/l	1	
2,4-dinitrotoluene 121-14-2	<0.010 mg/l	<0.010 mg/l	<0.010 mg/l	<0.010 mg/l	1	
2,6-dinitrotoluene 606-20-2	<0.010 mg/l	<0.010 mg/l	<0.010 mg/l	<0.010 mg/l	1	
2-chloronaphthalene 91-58-7	<0.010 mg/l	<0.010 mg/l	<0.010 mg/l	<0.010 mg/l	1	
3,3'-dichlorobenzidine 91-94-1	<0.010 mg/l	<0.010 mg/l	<0.010 mg/l	<0.010 mg/l	1	
4-bromophenylphenyl ether 101-55-3	<0.010 mg/l	<0.010mg/l	<0.010 mg/l	<0.010 mg/l	1	
4-chlorophenylphenyl ether 7005-72-3	<0.010 mg/l	<0.010 mg/l	<0.010 mg/l	<0.010 mg/l	1	
acenaphthene 83-32-9	<0.010 mg/l	<0.010 mg/l	<0.010 mg/l	<0.010 mg/l	1	
acenaphthylene 208-96-8	<0.010 mg/l	<0.010 mg/l	<0.010 mg/l	<0.010 mg/l	1	
anthracene 120-12-7	<0.010 mg/l	<0.010 mg/l	<0.010 mg/l	<0.010 mg/l	1	
benzidine 92-87-5	<0.030 mg/l	<0.050 mg/l	<0.030 mg/l	<0.050 mg/l	1	
benzo(a)anthracene 56-55-3	<0.010 mg/l	<0.010 mg/l	<0.010 mg/l	<0.010 mg/l	1	
benzo(a)pyrene 50-32-8	<0.010 mg/l	<0.010 mg/l	<0.010 mg/l	<0.010 mg/l	1	
benzo(b)fluoranthene 205-99-2	<0.010 mg/l	<0.010 mg/l	<0.010 mg/l	<0.010 mg/l	1	
benzo(ghi)perylene 191-24-2	<0.010 mg/l	<0.010 mg/l	<0.010 mg/l	<0.010 mg/l	1	
benzo(k)fluoranthene 207-08-9	<0.010 mg/l	<0.010 mg/l	<0.010 mg/l	<0.010 mg/l	1	
benzyl butyl phthalate 85-68-7	<0.010 ug/l	<0.010 mg/l	<0.010 mg/l	<0.010 mg/l	1	
bis(2-chloroethoxy)methane 111-91-1	<0.010 mg/l	<0.010 mg/l	<0.010 mg/l	<0.010 mg/l	1	
bis(2-chloroethyl)ether 111-44-4	<0.010 mg/l	<0.010 mg/l	<0.010 mg/l	<0.010 mg/l	1	
bis(2-chloroisopropyl) ether 108-60-1	<0.010 mg/l	<0.010 mg/l	<0.010 mg/l	<0.010 mg/l	1	
bis(2-ethylhexyl)phthalate 117-81-7	<0.010 mg/l	<0.010mg/l	<0.010 mg/l	<0.010 mg/l	1	
chrysene 218-01-9	<0.010 mg/l	<0.010 mg/l	<0.010 mg/l	<0.010 mg/l	1	
di-n-butyl phthalate 84-74-2	<0.010 mg/l	<0.010 mg/l	<0.010 mg/l	<0.010 mg/l	1	
di-n-octyl phthalate 117-84-0	<0.010 mg/l	<0.010 mg/l	<0.010 mg/l	<0.010 mg/l	1	
dibenzo(a,h)anthracene 53-70-3	<0.010 mg/l	<0.010 mg/l	<0.010 mg/l	<0.010 mg/l	1	
diethyl phthalate 84-66-2	<0.010 mg/l	<0.010 mg/l	<0.010 mg/l	<0.010 mg/l	1	
dimethyl phthalate 131-11-3	<0.010 mg/l	<0.010 mg/l	<0.010 mg/l	<0.010 mg/l	1	
fluoranthene 206-44-0	<0.010 mg/l	<0.010 mg/l	<0.010 mg/l	<0.010 mg/l	1	
fluorene 86-73-7	<0.010 mg/l	<0.010 mg/l	<0.010 mg/l	<0.010 mg/l	1	
hexachlorobenzene 118-74-1	<0.010 mg/l	<0.010 mg/l	<0.010 mg/l	<0.010 mg/l	1	
hexachlorobutadiene 87-68-3	<0.010 mg/l	<0.010 mg/l	<0.010 mg/l	<0.010 mg/l	1	
hexachlorocyclopentadiene 77-47-4	<0.010 mg/l	<0.010 mg/l	<0.010 mg/l	<0.010 mg/l	1	
hexachloroethane 67-72-1	<0.010 mg/l	<0.010 mg/l	<0.010 mg/l	<0.010 mg/l	1	
indeno(1,2,3-cd)pyrene 193-39-5	<0.010 mg/l	<0.010 mg/l	<0.010 mg/l	<0.010 mg/l	1	
isophorone 78-59-1	<0.010 mg/l	<0.010 mg/l	<0.010 mg/l	<0.010 mg/l	1	
N-nitrosodi-n-propylamine 621-64-7	<0.010 mg/l	<0.010 mg/l	<0.010 mg/l	<0.010 mg/l	1	
N-nitrosodimethylamine 62-75-9	<0.010 mg/l	<0.010 mg/l	<0.010 mg/l	<0.010 mg/l	1	
N-nitrosodiphenylamine 86-30-6	<0.010 mg/l	<0.010 mg/l	<0.010 mg/l	<0.010 mg/l	1	
naphthalene 91-20-3	<0.010 mg/l	<0.010 mg/l	<0.010 mg/l	<0.010 mg/l	1	
nitrobenzene 98-95-3	<0.010 mg/l	<0.010 mg/l	<0.010 mg/l	<0.010 mg/l	1	
phenanthrene 85-01-8	<0.010 mg/l	<0.010 mg/l	<0.010 mg/l	<0.010 mg/l	1	
pyrene 129-00-0	<0.010 mg/l	<0.010 mg/l	<0.010 mg/l	<0.010 mg/l	1	
2,4,6-trichlorophenol 88-06-2	<0.030 mg/l	<0.030 mg/l	<0.030 mg/l	<0.030 mg/l	1	
2,4-dichlorophenol 120-83-2	<0.030 mg/l	<0.030 mg/l	<0.030 mg/l	<0.030 mg/l	1	
2,4-dimethylphenol 105-67-9	<0.030 mg/l	<0.030 mg/l	<0.030 mg/l	<0.030 mg/l	1	
2,4-dinitrophenol 51-28-5	<0.030 mg/l	<0.050 mg/l	<0.030 mg/l	<0.050 mg/l	1	

Outfall 46

Parts B and C Continued

Pollutant and CAS Number (if availible)	Maximum Values (include units)		Average Values (include units)		Number of Storm Events Sampled	Sources of Pollutants
	Grab Sample Taken During First 30 Minutes	Flow-weighted Composite	Grab Sample Taken During First 30 Minutes	Flow-weighted Composite		
2-methyl-4,6-dinitrophenol 534-52-1	<0.030 mg/l	<0.050 mg/l	<0.030 mg/l	<0.050 mg/l	1	
2-nitrophenol 88-75-5	<0.030 mg/l	<0.030 mg/l	<0.030 mg/l	<0.030 mg/l	1	
4-chloro-3-methyl phenol 59-50-7	<0.030 mg/l	<0.030 mg/l	<0.030 mg/l	<0.030 mg/l	1	
4-nitrophenol 100-02-7	<0.030 mg/l	<0.050 mg/l	<0.030 mg/l	<0.050 mg/l	1	
pentachlorophenol 87-86-5	<0.030 mg/l	<0.050 mg/l	<0.030 mg/l	<0.050 mg/l	1	
phenol 108-95-2	<0.030 mg/l	<0.030 mg/l	<0.030 mg/l	<0.030 mg/l	1	
4,4'--DDD 72-54-8	<0.00001mg/l	<0.00001 mg/l	<0.00001 mg/l	<0.00001 mg/l	1	
4,4'--DDE 72-55-9	<0.00001 mg/l	<0.00001 mg/l	<0.00001 mg/l	<0.00001 mg/l	1	
4,4'-DDT 50-29-3	<0.00001 mg/l	<0.00001 mg/l	<0.00001 mg/l	<0.00001 mg/l	1	
aldrin 309-00-2	<0.00001 mg/l	0.000022 mg/l	<0.00001 mg/l	0.000022 mg/l	1	
chlordane 57-74-9	<0.00002 mg/l	<0.00002 mg/l	<0.00002 mg/l	< 0.00002 mg/l	1	
dieldrin 60-57-1	<0.00001 mg/l	<0.00001 mg/l	<0.00001 mg/l	<0.00001 mg/l	1	
endosulfan I 959-98-8	<0.00001 mg/l	<0.00001 mg/l	<0.00001 mg/l	<0.00001 mg/l	1	
endosulfan II 33213-65-9	<0.00001 mg/l	<0.00001 mg/l	<0.00001 mg/l	<0.00001 mg/l	1	
endosulfan sulfate 1031-07-8	<0.00001 mg/l	<0.00001 mg/l	<0.00001 mg/l	<0.00001 mg/l	1	
endrin 72-20-8	<0.00005 mg/l	<0.00005 mg/l	<0.00005 mg/l	<0.00005 mg/l	1	
endrin aldehyde 7421-93-4	<0.00001 mg/l	<0.00001 mg/l	<0.00001 mg/l	<0.00001 mg/l	1	
heptachlor 76-44-8	<0.00001 mg/l	<0.00001mg/l	<0.00001 mg/l	<0.00001 mg/l	1	
heptachlor epoxide 1024-57-3	<0.00001 mg/l	<0.00001 mg/l	<0.00001 mg/l	<0.00001 mg/l	1	
toxaphene 8001-35-2	<0.0002 mg/l	<0.0002 mg/l	<0.0002 mg/l	<0.0002 mg/l	1	
alpha-BHC 319-84-6	<0.00001 mg/l	<0.00001mg/l	<0.00001 mg/l	<0.00001 mg/l	1	
beta-BHC 319-85-7	<0.00001 mg/l	<0.00001 mg/l	<0.00001 mg/l	<0.00001 mg/l	1	
delta-BHC 319-86-8	<0.00001 mg/l	0.000014 mg/l	<0.00001 mg/l	0.000014 mg/l	1	
gamma-BHC 58-89-8	0.000011 mg/l	<0.00001 mg/l	0.000011 mg/l	<0.00001 mg/l	1	
2-chlorophenol 95-57-8	<0.030 mg/l	<0.030 mg/l	<0.030 mg/l	<0.030 mg/l	1	
Aroclor-1242 53469-21-9	<0.0005 mg/l	<0.0005 mg/l	<0.0005 mg/l	<0.0005 mg/l	1	
Aroclor-1254 11097-69-1	<0.0005 mg/l	<0.0005 mg/l	<0.0005 mg/l	<0.0005 mg/l	1	
Aroclor-1221 11104-28-2	<0.0005 mg/l	<0.0005 mg/l	<0.0005 mg/l	<0.0005 mg/l	1	
Aroclor-1232 11141-16-5	<0.0005 mg/l	<0.0005 mg/l	<0.0005 mg/l	<0.0005 mg/l	1	
Aroclor-1248 12672-29-6	<0.0005 mg/l	<0.0005 mg/l	<0.0005 mg/l	<0.0005 mg/l	1	
Aroclor-1260 11096-82-5	<0.0005 mg/l	<0.0005 mg/l	<0.0005 mg/l	<0.0005 mg/l	1	
Aroclor-1016 12674-11-2	<0.0005 mg/l	<0.0005 mg/l	<0.0005 mg/l	<0.0005 mg/l	1	
Cresols	<0.010 mg/l	<0.010 mg/l	<0.010 mg/l	<0.010 mg/l	1	
Acrolein	<0.010 mg/l	<0.010 mg/l	<0.010 mg/l	<0.010 mg/l	1	
Acrylonitrile	<0.010 mg/l	<0.010 mg/l	<0.010 mg/l	<0.010 mg/l	1	
1,2-diphenylhydrazine (azobenzene)	Results pending	Results pending	Results pending	Results pending	1	

EPA ID Number (copy from Item 1 of Form1)

Outfall 47

Form Approved OMB No. 2040-0086
Approval expires 5-31-92

VII. Discharge Information (continued from page 3 of Form 2F)

Part A - You must provide the results of at least one analysis for every pollutant in this table. Complete one table for each outfall. See instructions for additional details.

Pollutant and CAS Number (if availible)	Maximum Values (include units)		Average Values (include units)		Number of Storm Events Sampled	Sources of Pollutants
	Grab Sample Taken During First 30 Minutes	Flow-weighted Composite	Grab Sample Taken During First 30 Minutes	Flow-weighted Composite		
Oil and Grease	2 mg/l		2 mg/l		1	
Biological Oxygen Demand (BOD5)	<5 mg/l	<5 mg/l	<5 mg/l	<5 mg/l	1	
Chemical Oxygen Demand (COD)	24 mg/l	14 mg/l	24 mg/l	14 mg/l	1	
Total Suspended Solids (TSS)	6 mg/l	12 mg/l	6 mg/l	12 mg/l	1	
Total Kjeldahl Nitrogen	0.5 mg/l	0.2 mg/l	0.5 mg/l	0.2 mg/l	1	
Nitrate plus Nitrite Nitrogen	0.5 mg/l	0.51 mg/l	0.5 mg/l	0.51 mg/l	1	
Total Phosphorus	0.60 mg/l	0.50 mg/l	0.60 mg/l	0.50 mg/l	1	
pH	Minimum 7.7	Maximum 7.7	Minimum 7.7	Maximum 7.7		

Part B - List each pollutant that is limited in an effluent guideline which the facility is subject to or any pollutant listed in the facility's NPDES permit for its process wastewater (if the facility is operating under an existing NPDES permit). Complete one table for each outfall. See the instructions for additional details and requirements.

Pollutant and CAS Number (if availible)	Maximum Values (include units)		Average Values (include units)		Number of Storm Events Sampled	Sources of Pollutants
	Grab Sample Taken During First 30 Minutes	Flow-weighted Composite	Grab Sample Taken During First 30 Minutes	Flow-weighted Composite		
Antimony 7440-36-0	<0.04 mg/l	<0.04 mg/l	<0.04 mg/l	<0.04 mg/l	1	
Cyanide	<0.002 mg/l		<0.002 mg/l		1	
Mercury 7439-97-6	0.0010 mg/l	0.0010 mg/l	0.0010 mg/l	0.0010 mg/l	1	
Phenols	0.006 mg/l		0.006 mg/l		1	
Selenium 7782-49-2	<0.002 mg/l	<0.002 mg/l	<0.002 mg/l	<0.002 mg/l	1	
Sulfate	36 mg/l	30 mg/l	36 mg/l	30 mg/l	1	
Surfactants	0.06 mg/l	<0.05 mg/l	0.06 mg/l	<0.05 mg/l	1	
Aluminum 7429-90-5	0.24 mg/l	0.21 mg/l	0.24 mg/l	0.21 mg/l	1	
Arsenic 7440-38-2	<0.04 mg/l	<0.04 mg/l	<0.04 mg/l	<0.04 mg/l	1	
Boron 7440-42-8	0.020mg/l	0.017 mg/l	0.020 mg/l	0.017 mg/l	1	
Beryllium 7440-41-7	<0.0004mg/l	<0.0004mg/l	<0.0004mg/l	<0.0004mg/l	1	
Cadmium 7440-43-9	<0.004 mg/l	<0.004 mg/l	<0.004 mg/l	<0.004 mg/l	1	
Calcium 7440-70-2	27.3 mg/l	22.7 mg/l	27.3 mg/l	22.7 mg/l	1	
Chromium 7440-47-3	<0.006 mg/l	<0.006 mg/l	<0.006 mg/l	<0.006 mg/l	1	
Cobalt 7440-48-4	<0.002 mg/l	<0.002 mg/l	<0.002 mg/l	<0.002 mg/l	1	
Copper 7440-50-8	0.036 mg/l	0.027 mg/l	0.036 mg/l	0.027 mg/l	1	
Iron 7439-89-6	0.22 mg/l	0.24 mg/l	0.22 mg/l	0.24 mg/l	1	
Lead 7439-92-1	<0.02 mg/l	<0.02 mg/l	<0.02 mg/l	<0.02 mg/l	1	
Lithium 7439-93-2	<0.02 mg/l	<0.02 mg/l	<0.02 mg/l	<0.02 mg/l	1	
Magnesium 7439-95-4	5.44 mg/l	4.37 mg/l	5.44 mg/l	4.37 mg/l	1	
Manganese 7439-96-5	0.015 mg/l	0.016 mg/l	0.015 mg/l	0.016 mg/l	1	
Molybdenum 7439-98-7	<0.006 mg/l	<0.006 mg/l	<0.006 mg/l	<0.006 mg/l	1	
Nickel 7440-02-0	<0.008 mg/l	<0.008 mg/l	<0.008 mg/l	<0.008 mg/l	1	
Potassium 7440-09-7	1.7 mg/l	1.5 mg/l	1.7 mg/l	1.5 mg/l	1	
Silver 7440-22-4	<0.006 mg/l	<0.006 mg/l	<0.006 mg/l	<0.006 mg/l	1	
Sodium 7440-23-5	3.27 mg/l	2.69 mg/l	3.27 mg/l	2.69 mg/l	1	
Titanium 7440-32-6	<0.01 mg/l	<0.01 mg/l	<0.01 mg/l	<0.01 mg/l	1	
Zinc 7440-66-6	0.17 mg/l	0.15 mg/l	0.17 mg/l	0.15 mg/l	1	

Continue on Reverse

Continued from front.

Part C- List each pollutant shown in Tables 2F-2, 2F-3, and 2F4 that you know or have reason to believe is present. See the instructions for additional details and requirements. Complet one table for each outfall.

Pollutant and CAS Number (if availible)	Maximum Values (include units)		Average Values (include units)		Number of Storm Events Sampled	Sources of Pollutants
	Grab Sample Taken During First 30 Minutes	Flow-weighted Composite	Grab Sample Taken During First 30 Minutes	Flow-weighted Composite		
1,1,1,-trichloroethane 71-55-6	<0.010 mg/l		<0.010 mg/l		1	
1,1,2,2-tetrachloroethane 79-34-5	<0.010 mg/l		<0.010 mg/l		1	
1,1,2- trichloroethane 79-00-5	<0.010 mg/l		<0.010 mg/l		1	
1,1-dichloroethane 75-34-3	<0.010 mg/l		<0.010 mg/l		1	
1,1-dichloroethylene 75-35-4	<0.010 mg/l		<0.010 mg/l		1	
1,2-dichloroethane 107-06-2	<0.010 mg/l		<0.010 mg/l		1	
1,2-dichloropropane 78-87-5	<0.010 mg/l		<0.010 mg/l		1	
2-chloroethylvinylether 110-75-8	<0.010 mg/l		<0.010 mg/l		1	
benzene 71-43-2	<0.010 mg/l		<0.010 mg/l		1	
bromodichloromethane 75-27-4	<0.010 mg/l		<0.010 mg/l		1	
bromoform 75-25-2	<0.010 mg/l		<0.010 mg/l		1	
bromomethane 74-83-9	<0.010 mg/l		<0.010 mg/l		1	
carbon tetrachloride 56-23-5	<0.010 mg/l		<0.010 mg/l		1	
chlorobenzene 108-90-7	<0.010 mg/l		<0.010 mg/l		1	
chloroethane 75-00-3	<0.010 mg/l		<0.010 mg/l		1	
chloroform 67-66-3	<0.010 mg/l		<0.010 mg/l		1	
chloromethane 74-87-3	<0.010 mg/l		<0.010 mg/l		1	
dibromochloromethane 124-48-1	<0.010 mg/l		<0.010 mg/l		1	
ethylbenzene 100-41-4	<0.010 mg/l		<0.010 mg/l		1	
toluene 108-88-3	<0.010 mg/l		<0.010 mg/l		1	
vinyl chloride 75-01-4	<0.010 mg/l		<0.010 mg/l		1	
1,3-dichloropropene 10061-01-5	<0.010 mg/l		<0.010 mg/l		1	
trans-1,2-dichloroethene 156-60-5	<0.010 mg/l		<0.010 mg/l		1	
alpha activity 12587-46-1	32 pci/l	7.1 pci/l	32 pci/l	7.1 pci/l	1	
beta activity 12587-46-1	35 pci/l	9.1 pci/l	35 pci/l	9.1 pci/l	1	
fecal coliform	1,500 co/.1L	180 co/.1L	1,500 co/.1L	180 co/.1L	1	
Thallium 7440-28-0	<0.005 mg/l	<0.005 mg/l	<0.005 mg/l	<0.005 mg/l	1	
Uranium 7440-61-1	0.006 mg/l	0.006 mg/l	0.006 mg/l	0.006 mg/l	1	
Gamma activity	15 pci/l	300 pci/l	15 pci/l	300 pci/l	1	

Part D- Provide data for the sorm event(s) which resulted in the maximum values for the flow weighted composite sample.

1. Date of Storm Event	2. Duration of Storm (in minutes)	3. Total rainfall during storm event (in inches)	4. Number of hours between beginning of storm measured and end of previous measurable rain event	5. Maximum flow rate during rain event (gallons/min or specify units)	6. Total flow from rain event (gallons or specify units)	7. Season sample was taken	8. Form of Precipitation (rainfall, snowmelt)
8/26/91	410	1.4	160.2	3,652	599,755	Summer	Rainfall

9. Provide a description of the method of flow measurement or estimate.

An ISCO 3230 Flow meter was used to obtain water level readings. This instrument was calibrated with the normal dry weather flow, if present, as level zero. The flow meter was programmed with the characteristics of the conveyance so that flow rates and total flows could be calculated by the meter.

Outfall 47

Parts B and C Continued

Pollutant and CAS Number (if availible)	Maximum Values (include units)		Average Values (include units)		Number of Storm Events Sampled	Sources of Pollutants
	Grab Sample Taken During First 30 Minutes	Flow-weighted Composite	Grab Sample Taken During First 30 Minutes	Flow-weighted Composite		
Barium 7440-39-3	0.0275 mg/l	0.0254 mg/l	0.0275 mg/l	0.0254 mg/l	1	
methylene chloride 75-09-2	<0.010 mg/l		<0.010 mg/l		1	
tetrachloroethene 127-18-4	<0.010 mg/l		<0.010 mg/l		1	
trichloroethene 79-01-6	<0.010 mg/l		<0.010 mg/l		1	
Xylenes	<0.010 mg/l		<0.010 mg/l		1	
1,2,4-trichlorobenzene 120-82-1	<0.010 mg/l	<0.010 mg/l	<0.010 mg/l	<0.010 mg/l	1	
1,2-dichlorobenzene 95-50-1	<0.010 mg/l	<0.010 mg/l	<0.010 mg/l	<0.010 mg/l	1	
1,3-dichlorobenzene 541-73-1	<0.010 mg/l	<0.010 mg/l	<0.010 mg/l	<0.010 mg/l	1	
1,4-dichlorobenzene 106-46-7	<0.010 mg/l	<0.010 mg/l	<0.010 mg/l	<0.010 mg/l	1	
2,4-dinitrotoluene 121-14-2	<0.010 mg/l	<0.010 mg/l	<0.010 mg/l	<0.010 mg/l	1	
2,6-dinitrotoluene 606-20-2	<0.010 mg/l	<0.010 mg/l	<0.010 mg/l	<0.010 mg/l	1	
2-chloronaphthalene 91-58-7	<0.010 mg/l	<0.010 mg/l	<0.010 mg/l	<0.010 mg/l	1	
3,3'-dichlorobenzidine 91-94-1	<0.010 mg/l	<0.010 mg/l	<0.010 mg/l	<0.010 mg/l	1	
4-bromophenylphenyl ether 101-55-3	<0.010 mg/l	<0.010 mg/l	<0.010 mg/l	<0.010 mg/l	1	
4-chlorophenylphenyl ether 7005-72-3	<0.010 mg/l	<0.010 mg/l	<0.010 mg/l	<0.010 mg/l	1	
acenaphthene 83-32-9	<0.010 mg/l	<0.010 mg/l	<0.010 mg/l	<0.010 mg/l	1	
acenaphthylene 208-96-8	<0.010 mg/l	<0.010 mg/l	<0.010 mg/l	<0.010 mg/l	1	
anthracene 120-12-7	<0.010 mg/l	<0.010 mg/l	<0.010 mg/l	<0.010 mg/l	1	
benzidine 92-87-5	<0.030 mg/l	<0.030 mg/l	<0.030 mg/l	<0.030 mg/l	1	
benzo(a)anthracene 56-55-3	<0.010 mg/l	<0.010 mg/l	<0.010 mg/l	<0.010 mg/l	1	
benzo(a)pyrene 50-32-8	<0.010 mg/l	<0.010 mg/l	<0.010 mg/l	<0.010 mg/l	1	
benzo(b)fluoranthene 205-99-2	<0.010 mg/l	<0.010 mg/l	<0.010 mg/l	<0.010 mg/l	1	
benzo(ghi)perylene 191-24-2	<0.010 mg/l	<0.010 mg/l	<0.010 mg/l	<0.010 mg/l	1	
benzo(k)fluoranthene 207-08-9	<0.010 mg/l	<0.010 mg/l	<0.010 mg/l	<0.010 mg/l	1	
benzyl butyl phthalate 85-68-7	<0.010 mg/l	<0.010 mg/l	<0.010 mg/l	<0.010 mg/l	1	
bis(2-chloroethoxy)methane 111-91-1	<0.010 mg/l	<0.010 mg/l	<0.010 mg/l	<0.010 mg/l	1	
bis(2-chloroethyl)ether 111-44-4	<0.010 mg/l	<0.010 mg/l	<0.010 mg/l	<0.010 mg/l	1	
bis(2-chloroisopropyl) ether 108-60-1	<0.010 mg/l	<0.010 mg/l	<0.010 mg/l	<0.010 mg/l	1	
bis(2-ethylhexyl)phthalate 117-81-7	<0.010 mg/l	0.018 mg/l	<0.010 mg/l	0.018 mg/l	1	
chrysene 218-01-9	<0.010 mg/l	<0.010 mg/l	<0.010 mg/l	<0.010 mg/l	1	
di-n-butyl phthalate 84-74-2	<0.010 mg/l	<0.010 mg/l	<0.010 mg/l	<0.010 mg/l	1	
di-n-octyl phthalate 117-84-0	<0.010 mg/l	0.035 mg/l	<0.010 mg/l	0.035 mg/l	1	
dibenzo(a,h)anthracene 53-70-3	<0.010 mg/l	<0.010 mg/l	<0.010 mg/l	<0.010 mg/l	1	
diethyl phthalate 84-66-2	<0.010 mg/l	<0.010 mg/l	<0.010 mg/l	<0.010 mg/l	1	
dimethyl phthalate 131-11-3	<0.010 mg/l	<0.010 mg/l	<0.010 mg/l	<0.010 mg/l	1	
fluoranthene 206-44-0	<0.010 mg/l	<0.010 mg/l	<0.010 mg/l	<0.010 mg/l	1	
fluorene 86-73-7	<0.010 mg/l	<0.010 mg/l	<0.010 mg/l	<0.010 mg/l	1	
hexachlorobenzene 118-74-1	<0.010 mg/l	<0.010 mg/l	<0.010 mg/l	<0.010 mg/l	1	
hexachlorobutadiene 87-68-3	<0.010 mg/l	<0.010 mg/l	<0.010 mg/l	<0.010 mg/l	1	
hexachlorocyclopentadiene 77-47-4	<0.010 mg/l	<0.010 mg/l	<0.010 mg/l	<0.010 mg/l	1	
hexachloroethane 67-72-1	<0.010 mg/l	<0.010 mg/l	<0.010 mg/l	<0.010 mg/l	1	
indeno(1,2,3-cd)pyrene 193-39-5	<0.010 mg/l	<0.010 mg/l	<0.010 mg/l	<0.010 mg/l	1	
isophorone 78-59-1	<0.010 mg/l	<0.010 mg/l	<0.010 mg/l	<0.010 mg/l	1	
N-nitrosodi-n-propylamine 621-64-7	<0.010 mg/l	<0.010 mg/l	<0.010 mg/l	<0.010 mg/l	1	
N-nitrosodimethylamine 62-75-9	<0.010 mg/l	<0.010 mg/l	<0.010 mg/l	<0.010 mg/l	1	
N-nitrosodiphenylamine 86-30-6	<0.010 mg/l	<0.010 mg/l	<0.010 mg/l	<0.010 mg/l	1	
naphthalene 91-20-3	<0.010 mg/l	<0.010 mg/l	<0.010 mg/l	<0.010 mg/l	1	
nitrobenzene 98-95-3	<0.010 mg/l	<0.010 mg/l	<0.010 mg/l	<0.010 mg/l	1	
phenanthrene 85-01-8	<0.010 mg/l	<0.010 mg/l	<0.010 mg/l	<0.010 mg/l	1	
pyrene 129-00-0	<0.010 mg/l	<0.010 mg/l	<0.010 mg/l	<0.010 mg/l	1	
2,4,6-trichlorophenol 88-06-2	<0.030 mg/l	<0.030 mg/l	<0.030 mg/l	<0.030 mg/l	1	
2,4-dichlorophenol 120-83-2	<0.030 mg/l	<0.030 mg/l	<0.030 mg/l	<0.030 mg/l	1	
2,4-dimethylphenol 105-67-9	<0.030 mg/l	<0.030 mg/l	<0.030 mg/l	<0.030 mg/l	1	
2,4-dinitrophenol 51-28-5	<0.030 mg/l	<0.030 mg/l	<0.030 mg/l	<0.030 mg/l	1	
2-chlorophenol 95-57-8	<0.030 mg/l	<0.030 mg/l	<0.030 mg/l	<0.030 mg/l	1	

Outfall 47

Parts B and C Continued

Pollutant and CAS Number (if availible)	Maximum Values (include units)		Average Values (include units)		Number of Storm Events Sampled	Sources of Pollutants
	Grab Sample Taken During First 30 Minutes	Flow-weighted Composite	Grab Sample Taken During First 30 Minutes	Flow-weighted Composite		
2-methyl-4,6-dinitrophenol 534-52-1	<0.030 mg/l	<0.030 mg/l	<0.030 mg/l	<0.030 mg/l	1	
2-nitrophenol 88-75-5	<0.030 mg/l	<0.030 mg/l	<0.030 mg/l	<0.030 mg/l	1	
4-chloro-3-methyl phenol 59-50-7	<0.030 mg/l	<0.030 mg/l	<0.030 mg/l	<0.030 mg/l	1	
4-nitrophenol 100-02-7	<0.030 mg/l	<0.030 mg/l	<0.030 mg/l	<0.030 mg/l	1	
pentachlorophenol 87-86-5	<0.030 mg/l	<0.030 mg/l	<0.030 mg/l	<0.030 mg/l	1	
phenol 108-95-2	<0.030 mg/l	<0.030 mg/l	<0.030 mg/l	<0.030 mg/l	1	
4,4'-DDD 72-54-8	<0.000004 mg/l	<0.000004mg/l	<0.000004 mg/l	<0.000004 mg/l	1	
4,4'-DDE 72-55-9	<0.000004 mg/l	<0.000004mg/l	<0.000004 mg/l	<0.000004 mg/l	1	
4,4'-DDT 50-29-3	<0.000004 mg/l	<0.000004mg/l	<0.000004 mg/l	<0.000004 mg/l	1	
aldrin 309-00-2	<0.000004 mg/l	<0.000004mg/l	<0.000004 mg/l	<0.000004 mg/l	1	
chlordane 57-74-9	<0.00002 mg/l	<0.00002 mg/l	<0.00002 mg/l	<0.00002 mg/l	1	
dieldrin 60-57-1	<0.000004 mg/l	<0.000004mg/l	<0.000004 mg/l	<0.000004 mg/l	1	
endosulfan I 959-98-8	<0.000004 mg/l	<0.000004mg/l	<0.000004 mg/l	<0.000004 mg/l	1	
endosulfan II 33213-65-9	<0.000004 mg/l	<0.000004mg/l	<0.000004 mg/l	<0.000004 mg/l	1	
endosulfan sulfate 1031-07-8	<0.000004 mg/l	<0.000004mg/l	<0.000004 mg/l	<0.000004 mg/l	1	
endrin 72-20-8	<0.00005 mg/l	<0.00005 mg/l	<0.00005 mg/l	<0.00005 mg/l	1	
endrin aldehyde 7421-93-4	<0.000004 mg/l	<0.000004mg/l	<0.000004 mg/l	<0.000004 mg/l	1	
heptachlor 76-44-8	<0.000004 mg/l	<0.000004mg/l	<0.000004 mg/l	<0.000004 mg/l	1	
heptachlor epoxide 1024-57-3	<0.000004 mg/l	<0.000004mg/l	<0.000004 mg/l	<0.000004 mg/l	1	
toxaphene 8001-35-2	<0.0002 mg/l	<0.0002 mg/l	<0.0002 mg/l	<0.0002 mg/l	1	
alpha-BHC 319-84-6	<0.000004 mg/l	<0.000004mg/l	<0.000004 mg/l	<0.000004 mg/l	1	
beta-BHC 319-85-7	<0.000004 mg/l	<0.000004mg/l	<0.000004 mg/l	<0.000004 mg/l	1	
delta-BHC 319-86-8	<0.000004 mg/l	<0.000004mg/l	<0.000004 mg/l	<0.000004 mg/l	1	
gamma-BHC 58-89-8	<0.00001 mg/l	<0.00001 mg/l	<0.00001 mg/l	<0.00001 mg/l	1	
2-chlorophenol 95-57-8	<0.030 mg/l	<0.030 mg/l	<0.030 mg/l	<0.030 mg/l	1	
Aroclor-1242 53469-21-9	<0.0005 mg/l	<0.0005 mg/l	<0.0005 mg/l	<0.0005 mg/l	1	
Aroclor-1254 11097-69-1	<0.0005 mg/l	<0.0005 mg/l	<0.0005 mg/l	<0.0005 mg/l	1	
Aroclor-1221 11104-28-2	<0.0005 mg/l	<0.0005 mg/l	<0.0005 mg/l	<0.0005 mg/l	1	
Aroclor-1232 11141-16-5	<0.0005 mg/l	<0.0005 mg/l	<0.0005 mg/l	<0.0005 mg/l	1	
Aroclor-1248 12672-29-6	<0.0005 mg/l	<0.0005 mg/l	<0.0005 mg/l	<0.0005 mg/l	1	
Aroclor-1260 11096-82-5	<0.0005 mg/l	<0.0005 mg/l	<0.0005 mg/l	<0.0005 mg/l	1	
Aroclor-1016 12674-11-2	<0.0005 mg/l	<0.0005 mg/l	<0.0005 mg/l	<0.0005 mg/l	1	
Cresols	<0.030 mg/l	<0.030 mg/l	<0.030 mg/l	<0.030 mg/l	1	
Acrolein	<0.010 mg/l	<0.010 mg/l	<0.010 mg/l	<0.010 mg/l	1	
Acrylonitrile	<0.010 mg/l	<0.010 mg/l	<0.010 mg/l	<0.010 mg/l	1	
1,2-diphenylhydrazine (azobenzene)	Results pending	Results pending	Results pending	Results pending	1	

EPA ID Number (copy from Item 1 of Form1)

Outfall 48

Form Approved OMB No. 2040-0086
Approval expires 5-31-92

VII. Discharge Information (continued from page 3 of Form 2F)

Part A - You must provide the results of at least one analysis for every pollutant in this table. Complete one table for each outfall. See instructions for additional details.

Pollutant and CAS Number (if availible)	Maximum Values (include units)		Average Values (include units)		Number of Storm Events Sampled	Sources of Pollutants
	Grab Sample Taken During First 30 Minutes	Flow-weighted Composite	Grab Sample Taken During First 30 Minutes	Flow-weighted Composite		
Oil and Grease	4 mg/l		4 mg/l		1	
Biological Oxygen Demand (BOD5)	<5 mg/l	<5 mg/l	<5 mg/l	<5 mg/l	1	
Chemical Oxygen Demand (COD)	8.1 mg/l	7.5 mg/l	8.1 mg/l	7.5 mg/l	1	
Total Suspended Solids (TSS)	<5 mg/l	<5 mg/l	<5 mg/l	<5 mg/l	1	
Total Kjeldahl Nitrogen	0.3 mg/l	0.2 mg/l	0.3 mg/l	0.2 mg/l	1	
Nitrate plus Nitrite Nitrogen	0.35 mg/l	0.29 mg/l	0.35 mg/l	0.29 mg/l	1	
Total Phosphorus	0.17 mg/l	0.14 mg/l	0.17 mg/l	0.14 mg/l	1	
pH	Minimum 8.2	Maximum 8.2	Minimum 8.2	Maximum 8.2		

Part B - List each pollutant that is limited in an effluent guideline which the facility is subject to or any pollutant listed in the facility's NPDES permit for its process wastewater (if the facility is operating under an existing NPDES permit). Complete one table for each outfall. See the instructions for additional details and requirements.

Pollutant and CAS Number (if availible)	Maximum Values (include units)		Average Values (include units)		Number of Storm Events Sampled	Sources of Pollutants
	Grab Sample Taken During First 30 Minutes	Flow-weighted Composite	Grab Sample Taken During First 30 Minutes	Flow-weighted Composite		
Antimony 7440-36-0	<0.04 mg/l	<0.04 mg/l	<0.04 mg/l	<0.04 mg/l	1	
Cyanide	0.007 mg/l		0.007 mg/l		1	
Mercury 7439-97-6	0.0010 mg/l	0.0006 mg/l	0.0010 mg/l	0.0006 mg/l	1	
Phenols	0.004 mg/l		0.004mg/l		1	
Selenium 7782-49-2	<0.002 mg/l	<0.002 mg/l	<0.002 mg/l	<0.002 mg/l	1	
Sulfate	20 mg/l	<10 mg/l	20 mg/l	<10 mg/l	1	
Surfactants	<0.05 mg/l	0.08 mg/l	<0.05 mg/l	0.08 mg/l	1	
Aluminum 7429-90-5	0.18 mg/l	0.13 mg/l	0.18 mg/l	0.13 mg/l	1	
Arsenic 7440-38-2	<0.04 mg/l	<0.04 mg/l	<0.04 mg/l	<0.04 mg/l	1	
Boron 7440-42-8	0.019 mg/l	0.006 mg/l	0.019 mg/l	0.006 mg/l	1	
Beryllium 7440-41-7	<0.0004 mg/l	<0.0004 mg/l	<0.0004 mg/l	<0.0004 mg/l	1	
Cadmium 7440-43-9	<0.004 mg/l	<0.004 mg/l	<0.004 mg/l	<0.004 mg/l	1	
Calcium 7440-70-2	21.0 mg/l	13.9 mg/l	21.0 mg/l	13.9 mg/l	1	
Chromium 7440-47-3	<0.006 mg/l	<0.006 mg/l	<0.006 mg/l	<0.006 mg/l	1	
Cobalt 7440-48-4	<0.002 mg/l	<0.002 mg/l	<0.002 mg/l	<0.002 mg/l	1	
Copper 7440-50-8	0.017 mg/l	0.013 mg/l	0.017 mg/l	0.013 mg/l	1	
Iron 7439-89-6	0.17 mg/l	0.14 mg/l	0.17 mg/l	0.14 mg/l	1	
Lead 7439-92-1	<0.02 mg/l	<0.02 mg/l	<0.02 mg/l	<0.02 mg/l	1	
Lithium 7439-93-2	<0.02 mg/l	<0.02 mg/l	<0.02 mg/l	<0.02 mg/l	1	
Magnesium 7439-95-4	4.90 mg/l	2.76 mg/l	4.90 mg/l	2.76 mg/l	1	
Manganese 7439-96-5	0.011 mg/l	0.010 mg/l	0.011 mg/l	0.010 mg/l	1	
Molybdenum 7439-98-7	<0.006 mg/l	<0.006 mg/l	<0.006 mg/l	<0.006 mg/l	1	
Nickel 7440-02-0	<0.008 mg/l	<0.008 mg/l	<0.008 mg/l	<0.008 mg/l	1	
Potassium 7440-09-7	1.2 mg/l	0.8 mg/l	1.2 mg/l	0.8 mg/l	1	
Silver 7440-22-4	<0.006 mg/l	<0.006 mg/l	<0.006 mg/l	<0.006 mg/l	1	
Sodium 7440-23-5	3.38 mg/l	2.02 mg/l	3.38 mg/l	2.02 mg/l	1	
Titanium 7440-32-6	<0.01 mg/l	<0.01 mg/l	<0.01 mg/l	<0.01mg/l	1	
Zinc 7440-66-6	0.10 mg/l	0.09 mg/l	0.10 mg/l	0.09 mg/l	1	

Continue on Reverse

Continued from front.

Part C- List each pollutant shown in Tables 2F-2, 2F-3, and 2F4 that you know or have reason to believe is present. See the instructions for additional details and requirements. Complete one table for each outfall.

Pollutant and CAS Number (if availible)	Maximum Values (include units)		Average Values (include units)		Number of Storm Events Sampled	Sources of Pollutants
	Grab Sample Taken During First 30 Minutes	Flow-weighted Composite	Grab Sample Taken During First 30 Minutes	Flow-weighted Composite		
1,1,1,-trichloroethane 71-55-6	<0.010 mg/l		<0.010 mg/l		1	
1,1,2,2-tetrachloroethane 79-34-5	<0.010 mg/l		<0.010 mg/l		1	
1,1,2- trichloroethane 79-00-5	<0.010 mg/l		<0.010 mg/l		1	
1,1-dichloroethane 75-34-3	<0.010 mg/l		<0.010 mg/l		1	
1,1-dichloroethylene 75-35-4	<0.010 mg/l		<0.010 mg/l		1	
1,2-dichloroethane 107-06-2	<0.010 mg/l		<0.010 mg/l		1	
1,2-dichloropropane 78-87-5	<0.010 mg/l		<0.010 mg/l		1	
2-chloroethylvinylether 110-75-8	<0.010 mg/l		<0.010 mg/l		1	
benzene 71-43-2	<0.010 mg/l		<0.010 mg/l		1	
bromodichloromethane 75-27-4	<0.010 mg/l		<0.010 mg/l		1	
bromoform 75-25-2	<0.010 mg/l		<0.010 mg/l		1	
bromomethane 74-83-9	<0.010 mg/l		<0.010 mg/l		1	
carbon tetrachloride 56-23-5	<0.010 mg/l		<0.010 mg/l		1	
chlorobenzene 108-90-7	<0.010 mg/l		<0.010 mg/l		1	
chloroethane 75-00-3	<0.010 mg/l		<0.010 mg/l		1	
chloroform 67-66-3	<0.010 mg/l		<0.010 mg/l		1	
chloromethane 74-87-3	<0.010 mg/l		<0.010 mg/l		1	
dibromochloromethane 124-48-1	<0.010 mg/l		<0.010 mg/l		1	
ethylbenzene 100-41-4	<0.010 mg/l		<0.010 mg/l		1	
toluene 108-88-3	<0.010 mg/l		<0.010 mg/l		1	
vinyl chloride 75-01-4	<0.010 mg/l		<0.010 mg/l		1	
1,3-dichloropropene 10061-01-5	<0.010 mg/l		<0.010 mg/l		1	
trans-1,2-dichloroethene 156-60-5	<0.010 mg/l		<0.010 mg/l		1	
alpha activity 12587-46-1	3.2 pci/l	3.9 pci/l	3.2 pci/l	3.9 pci/l	1	
beta activity 12587-46-1	1.6 pci/l	5.0 pci/l	1.6 pci/l	5.0 pci/l	1	
fecal coliform	<1 co/.1L	800 co/.1L	<1 co/.1L	800 co/.1L	1	
Thallium 7440-28-0	<0.03 mg/l	<0.03 mg/l	<0.03 mg/l	<0.03 mg/l	1	
Uranium 7440-61-1	0.006 mg/l	0.004 mg/l	0.006 mg/l	0.004 mg/l	1	
Gamma activity	4 pci/l	9.7 pci/l	4 pci/l	9.7 pci/l	1	

Part D- Provide data for the sorm event(s) which resulted in the maximum values for the flow weighted composite sample.

1. Date of Storm Event	2. Duration of Storm (in minutes)	3. Total rainfall during storm event (in inches)	4. Number of hours between beginning of storm measured and end of previous measurable rain event	5. Maximum flow rate during rain event (gallons/min or specify units)	6. Total flow from rain event (gallons or specify units)	7. Season sample was taken	8. Form of Precipitation (rainfall, snowmelt)
12/9/91	530	1.1	148.6	1,353	281,856	Fall	Rainfall

9. Provide a description of the method of flow measurement or estimate.

An ISCO 3230 Flow meter was used to obtain water level readings. This instrument was calibrated with the normal dry weather flow, if present, as le zero. The flow meter was programmed with the characteristics of the conveyance so that flow rates and total flows could be calculated by the meter.

Outfall 48

Parts B and C Continued

Pollutant and CAS Number (if availible)	Maximum Values (include units)		Average Values (include units)		Number of Storm Events Sampled	Sources of Pollutants
	Grab Sample Taken During First 30 Minutes	Flow-weighted Composite	Grab Sample Taken During First 30 Minutes	Flow-weighted Composite		
Barium 7440-39-3	0.0222 mg/l	0.0158 mg/l	0.0222 mg/l	0.0158 mg/l	1	
methylene chloride 75-09-2	<0.010 mg/l		<0.010 mg/l		1	
tetrachloroethene 127-18-4	<0.010 mg/l		<0.010 mg/l		1	
trichloroethene 79-01-6	<0.010 mg/l		<0.010 mg/l		1	
Xylenes	<0.010 mg/l		<0.0010 mg/l		1	
1,2,4-trichlorobenzene 120-82-1	<0.010 mg/l	<0.010 mg/l	<0.010 mg/l	<0.010 mg/l	1	
1,2-dichlorobenzene 95-50-1	<0.010 mg/l	<0.010mg/l	<0.010 mg/l	<0.010 mg/l	1	
1,3-dichlorobenzene 541-73-1	<0.010 mg/l	<0.010 mg/l	<0.010 mg/l	<0.010 mg/l	1	
1,4-dichlorobenzene 106-46-7	<0.010 mg/l	<0.010mg/l	<0.010 mg/l	<0.010 mg/l	1	
2,4-dinitrotoluene 121-14-2	<0.010 mg/l	<0.010 mg/l	<0.010 mg/l	<0.010 mg/l	1	
2,6-dinitrotoluene 606-20-2	<0.010 mg/l	<0.010 mg/l	<0.010 mg/l	<0.010 mg/l	1	
2-chloronaphthalene 91-58-7	<0.010 mg/l	<0.010 mg/l	<0.010 mg/l	<0.010 mg/l	1.	
3,3'-dichlorobenzidine 91-94-1	<0.010 mg/l	<0.010 mg/l	<0.010 mg/l	<0.010 mg/l	1	
4-bromophenylphenyl ether 101-55-3	<0.010 mg/l	<0.010mg/l	<0.010 mg/l	<0.010 mg/l	1	
4-chlorophenylphenyl ether 7005-72-3	<0.010 mg/l	<0.010 mg/l	<0.010 mg/l	<0.010 mg/l	1	
acenaphthene 83-32-9	<0.010 mg/l	<0.010 mg/l	<0.010 mg/l	<0.010 mg/l	1	
acenaphthylene 208-96-8	<0.010 mg/l	<0.010 mg/l	<0.010 mg/l	<0.010 mg/l	1	
anthracene 120-12-7	<0.010 mg/l	<0.010 mg/l	<0.010 mg/l	<0.010 mg/l	1	
benzidine 92-87-5	<0.050 mg/l	<0.050 mg/l	<0.050 mg/l	<0.050 mg/l	1	
benzo(a)anthracene 56-55-3	<0.010 mg/l	<0.010 mg/l	<0.010 mg/l	<0.010 mg/l	1	
benzo(a)pyrene 50-32-8	<0.010 mg/l	<0.010 mg/l	<0.010 mg/l	<0.010 mg/l	1	
benzo(b)fluoranthene 205-99-2	<0.010 mg/l	<0.010 mg/l	<0.010 mg/l	<0.010 mg/l	1	
benzo(ghi)perylene 191-24-2	<0.010 mg/l	<0.010 mg/l	<0.010 mg/l	<0.010 mg/l	1	
benzo(k)fluoranthene 207-08-9	<0.010 mg/l	<0.010 mg/l	<0.010 mg/l	<0.010 mg/l	1	
benzyl butyl phthalate 85-68-7	<0.010 mg/l	<0.010 mg/l	<0.010 mg/l	<0.010 mg/l	1	
bis(2-chloroethoxy)methane 111-91-1	<0.010 mg/l	<0.010 mg/l	<0.010 mg/l	<0.010 mg/l	1	
bis(2-chloroethyl)ether 111-44-4	<0.010 mg/l	<0.010 mg/l	<0.010 mg/l	<0.010 mg/l	1	
bis(2-chloroisopropyl) ether 108-60-1	<0.010 mg/l	<0.010 mg/l	<0.010 mg/l	<0.010 mg/l	1	
bis(2-ethylhexyl)phthalate 117-81-7	<0.010 mg/l	<0.010 mg/l	<0.010 mg/l	<0.010 mg/l	1	
chrysene 218-01-9	<0.010 mg/l	<0.010 mg/l	<0.010 mg/l	<0.010 mg/l	1	
di-n-butyl phthalate 84-74-2	<0.010 mg/l	<0.010 mg/l	<0.010 mg/l	<0.010 mg/l	1	
di-n-octyl phthalate 117-84-0	<0.010 mg/l	<0.010 mg/l	<0.010 mg/l	<0.010 mg/l	1	
dibenzo(a,h)anthracene 53-70-3	<0.010 mg/l	<0.010 mg/l	<0.010 mg/l	<0.010 mg/l	1	
diethyl phthalate 84-66-2	<0.010 mg/l	<0.010 mg/l	<0.010 mg/l	<0.010 mg/l	1	
dimethyl phthalate 131-11-3	<0.010 mg/l	<0.010 mg/l	<0.010 mg/l	<0.010 mg/l	1	
fluoranthene 206-44-0	<0.010 mg/l	<0.010 mg/l	<0.010 mg/l	<0.010 mg/l	1	
fluorene 86-73-7	<0.010 mg/l	<0.010 mg/l	<0.010 mg/l	<0.010 mg/l	1	
hexachlorobenzene 118-74-1	<0.010 mg/l	<0.010 mg/l	<0.010 mg/l	<0.010 mg/l	1	
hexachlorobutadiene 87-68-3	<0.010 mg/l	<0.010 mg/l	<0.010 mg/l	<0.010 mg/l	1	
hexachlorocyclopentadiene 77-47-4	<0.010 mg/l	<0.010 mg/l	<0.010 mg/l	<0.010 mg/l	1	
hexachloroethane 67-72-1	<0.010 mg/l	<0.010 mg/l	<0.010 mg/l	<0.010 mg/l	1	
indeno(1,2,3-cd)pyrene 193-39-5	<0.010 mg/l	<0.010 mg/l	<0.010 mg/l	<0.010 mg/l	1	
isophorone 78-59-1	<0.010 mg/l	<0.010 mg/l	<0.010 mg/l	<0.010 mg/l	1	
N-nitrosodi-n-propylamine 621-64-7	<0.010 mg/l	<0.010 mg/l	<0.010 mg/l	<0.010 mg/l	1	
N-nitrosodimethylamine 62-75-9	<0.010 mg/l	<0.010 mg/l	<0.010 mg/l	<0.010 mg/l	1	
N-nitrosodiphenylamine 86-30-6	<0.010 mg/l	<0.010 mg/l	<0.010 mg/l	<0.010 mg/l	1	
naphthalene 91-20-3	<0.010 mg/l	<0.010 mg/l	<0.010 mg/l	<0.010 mg/l	1	
nitrobenzene 98-95-3	<0.010 mg/l	<0.010 mg/l	<0.010 mg/l	<0.010 mg/l	1	
phenanthrene 85-01-8	<0.010 mg/l	<0.010 mg/l	<0.010 mg/l	<0.010 mg/l	1	
pyrene 129-00-0	<0.010 mg/l	<0.010 mg/l	<0.010 mg/l	<0.010 mg/l	1	
2,4,6-trichlorophenol 88-06-2	<0.030 mg/l	<0.030 mg/l	<0.030 mg/l	<0.030 mg/l	1	
2,4-dichlorophenol 120-83-2	<0.030 mg/l	<0.030 mg/l	<0.030 mg/l	<0.030 mg/l	1	
2,4-dimethylphenol 105-67-9	<0.030 mg/l	<0.030 mg/l	<0.030 mg/l	<0.030 mg/l	1	
2,4-dinitrophenol 51-28-5	<0.050 mg/l	<0.050 mg/l	<0.050 mg/l	<0.050 mg/l	1	

Outfall 48

Parts B and C Continued

Pollutant and CAS Number (if availible)	Maximum Values (include units)		Average Values (include units)		Number of Storm Events Sampled	Sources of Pollutants
	Grab Sample Taken During First 30 Minutes	Flow-weighted Composite	Grab Sample Taken During First 30 Minutes	Flow-weighted Composite		
2-methyl-4,6-dinitrophenol 534-52-1	<0.050 mg/l	<0.050 mg/l	<0.050 mg/l	<0.050 mg/l	1	
2-nitrophenol 88-75-5	<0.030 mg/l	<0.030 mg/l	<0.030 mg/l	<0.030 mg/l	1	
4-chloro-3-methyl phenol 59-50-7	<0.030 mg/l	<0.030 mg/l	<0.030 mg/l	<0.030 mg/l	1	
4-nitrophenol 100-02-7	<0.050 mg/l	<0.050 mg/l	<0.050 mg/l	<0.050 mg/l	1	
pentachlorophenol 87-86-5	<0.050 mg/l	<0.050 mg/l	<0.050 mg/l	<0.050 mg/l	1	
phenol 108-95-2	<0.030 mg/l	<0.030 mg/l	<0.030 mg/l	<0.030 mg/l	1	
4,4'--DDD 72-54-8	<0.00001mg/l	<0.00001 mg/l	<0.00001 mg/l	<0.00001 mg/l	1	
4,4'--DDE 72-55-9	<0.00001 mg/l	<0.00001mg/l	<0.00001 mg/l	<0.00001 mg/l	1	
4,4'-DDT 50-29-3	<0.00001 mg/l	<0.00001 mg/l	<0.00001 mg/l	<0.00001 mg/l	1	
aldrin 309-00-2	<0.00001 mg/l	0.000020 mg/l	<0.00001 mg/l	0.000020 mg/l	1	
chlordane 57-74-9	<0.00002 mg/l	<0.00002 mg/l	<0.00002 mg/l	<0.00002 mg/l	1	
dieldrin 60-57-1	<0.00001 mg/l	<0.00001 mg/l	<0.00001 mg/l	<0.00001 mg/l	1	
endosulfan I 959-98-8	<0.00001 mg/l	<0.00001 mg/l	<0.00001 mg/l	<0.00001 mg/l	1	
endosulfan II 33213-65-9	<0.00001 mg/l	<0.00001 mg/l	<0.00001 mg/l	<0.00001 mg/l	1	
endosulfan sulfate 1031-07-8	<0.00001 mg/l	<0.00001 mg/l	<0.00001 mg/l	<0.00001 mg/l	1	
endrin 72-20-8	<0.00005 mg/l	<0.00005 mg/l	<0.00005 mg/l	<0.00005 mg/l	1	
endrin aldehyde 7421-93-4	<0.00001 mg/l	<0.00001 mg/l	<0.00001 mg/l	<0.00001 mg/l	1	
heptachlor 76-44-8	<0.00001 mg/l	<0.00001 mg/l	<0.00001 mg/l	<0.00001 mg/l	1	
heptachlor epoxide 1024-57-3	<0.00001 mg/l	<0.00001 mg/l	<0.00001 mg/l	<0.00001 mg/l	1	
toxaphene 8001-35-2	<0.0002 mg/l	<0.0002 mg/l	<0.0002 mg/l	<0.0002 mg/l	1	
alpha-BHC 319-84-6	<0.00001 mg/l	<0.00001 mg/l	<0.00001 mg/l	<0.00001 mg/l	1	
beta-BHC 319-85-7	<0.00001 mg/l	<0.00001 mg/l	<0.00001 mg/l	<0.00001 mg/l	1	
delta-BHC 319-86-8	<0.00001 mg/l	<0.000013 mg/l	<0.00001 mg/l	<0.000013 mg/l	1	
gamma-BHC 58-89-8	<0.00001 mg/l	<0.000012 mg/l	<0.00001 mg/l	<0.000012 mg/l	1	
2-chlorophenol 95-57-8	<0.030 mg/l	<0.030 mg/l	<0.030 mg/l	<0.030 mg/l	1	
Aroclor-1242 53469-21-9	<0.0005 mg/l	<0.0005 mg/l	<0.0005 mg/l	<0.0005 mg/l	1	
Aroclor-1254 11097-69-1	<0.0005 mg/l	<0.0005 mg/l	<0.0005 mg/l	<0.0005 mg/l	1	
Aroclor-1221 11104-28-2	<0.0005 mg/l	<0.0005 mg/l	<0.0005 mg/l	<0.0005 mg/l	1	
Aroclor-1232 11141-16-5	<0.0005 mg/l	<0.0005 mg/l	<0.0005 mg/l	<0.0005 mg/l	1	
Aroclor-1248 12672-29-6	<0.0005 mg/l	<0.0005 mg/l	<0.0005 mg/l	<0.0005 mg/l	1	
Aroclor-1260 11096-82-5	<0.0005 mg/l	<0.0005 mg/l	<0.0005 mg/l	<0.0005 mg/l	1	
Aroclor-1016 12674-11-2	<0.0005 mg/l	<0.0005 mg/l	<0.0005 mg/l	<0.0005 mg/l	1	
Cresols	<0.010 mg/l	<0.010 mg/l	<0.010 mg/l	<0.010 mg/l	1	
Acrolein	<0.010 mg/l	<0.010 mg/l	<0.010 mg/l	<0.010 mg/l	1	
Acrylonitrile	<0.010 mg/l	<0.010 mg/l	<0.010 mg/l	<0.010 mg/l	1	
1,2-diphenylhydrazine (azobenzene)	Results pending	Results pending	Results pending	Results pending	1	

EPA ID Number (copy from Item 1 of Form1)

Outfall 54

Form Approved OMB No. 2040-0086
Approval expires 5-31-92

VII. Discharge Information (continued from page 3 of Form 2F)

Part A - You must provide the results of at least one analysis for every pollutant in this table. Complete one table for each outfall. See instructions for additional details.

Pollutant and CAS Number (if availible)	Maximum Values (include units)		Average Values (include units)		Number of Storm Events Sampled	Sources of Pollutants
	Grab Sample Taken During First 30 Minutes	Flow-weighted Composite	Grab Sample Taken During First 30 Minutes	Flow-weighted Composite		
Oil and Grease	<2 mg/l		<2 mg/l		1	
Biological Oxygen Demand (BOD5)	<5 mg/l	<5 mg/l	<5 mg/l	<5 mg/l	1	
Chemical Oxygen Demand (COD)	5.5 mg/l	9.2 mg/l	5.5 mg/l	9.2 mg/l	1	
Total Suspended Solids (TSS)	<5 mg/l	<5 mg/l	<5 mg/l	<5 mg/l	1	
Total Kjeldahl Nitrogen	0.34 mg/l	0.37 mg/l	0.34 mg/l	0.37 mg/l	1	
Nitrate plus Nitrite Nitrogen	2.2 mg/l	1.9 mg/l	2.2 mg/l	1.9 mg/l	1	
Total Phosphorus	3.0 mg/l	3.1 mg/l	3.0 mg/l	3.1 mg/l	1	
pH	Minimum 7.7	Maximum 7.7	Minimum 7.7	Maximum 7.7		

Part B - List each pollutant that is limited in an effluent guideline which the facility is subject to or any pollutant listed in the facility's NPDES permit for its process wastewater (if the facility is operating under an existing NPDES permit). Complete one table for each outfall. See the instructions for additional details and requirements.

Pollutant and CAS Number (if availible)	Maximum Values (include units)		Average Values (include units)		Number of Storm Events Sampled	Sources of Pollutants
	Grab Sample Taken During First 30 Minutes	Flow-weighted Composite	Grab Sample Taken During First 30 Minutes	Flow-weighted Composite		
Antimony 7440-36-0	<0.01 mg/l	<0.01 mg/l	<0.01 mg/l	<0.01 mg/l	1	
Cyanide	<0.002 mg/l		<0.002 mg/l		1	
Mercury 7439-97-6	<0.0002 mg/l	<0.0002 mg/l	<0.0002 mg/l	<0.0002 mg/l	1	
Phenols	0.001 mg/l		0.001 mg/l		1	
Selenium 7782-49-2	<0.002 mg/l	<0.002 mg/l	<0.002 mg/l	<0.002 mg/l	1	
Sulfate	400 mg/l	400 mg/l	400 mg/l	400 mg/l	1	
Surfactants	<0.05 mg/l	<0.05 mg/l	<0.05 mg/l	<0.05 mg/l	1	
Aluminum 7429-90-5	0.11 mg/l	0.11 mg/l	0.11 mg/l	0.11 mg/l	1	
Arsenic 7440-38-2	<0.04 mg/l	<0.04 mg/l	<0.04 mg/l	<0.04 mg/l	1	
Boron 7440-42-8	0.043 mg/l	0.042 mg/l	0.043 mg/l	0.042 mg/l	1	
Beryllium 7440-41-7	<0.0004mg/l	<0.0004mg/l	<0.0004mg/l	<0.0004mg/l	1	
Cadmium 7440-43-9	<0.004 mg/l	<0.004 mg/l	<0.004 mg/l	<0.004 mg/l	1	
Calcium 7440-70-2	77.5 mg/l	76.4 mg/l	77.5 mg/l	76.4 mg/l	1	
Chromium 7440-47-3	<0.006 mg/l	<0.006 mg/l	<0.006 mg/l	<0.006 mg/l	1	
Cobalt 7440-48-4	<0.002 mg/l	<0.002 mg/l	<0.002 mg/l	<0.002 mg/l	1	
Copper 7440-50-8	0.008 mg/l	0.008 mg/l	0.008 mg/l	0.008 mg/l	1	
Iron 7439-89-6	0.22 mg/l	0.16 mg/l	0.22 mg/l	0.16 mg/l	1	
Lead 7439-92-1	<0.02 mg/l	<0.02 mg/l	<0.02 mg/l	<0.02 mg/l	1	
Lithium 7439-93-2	<0.02 mg/l	<0.02 mg/l	<0.02 mg/l	<0.02 mg/l	1	
Magnesium 7439-95-4	23.0 mg/l	22.7 mg/l	23 mg/l	22.7 mg/l	1	
Manganese 7439-96-5	0.006 mg/l	0.006 mg/l	0.006 mg/l	0.006 mg/l	1	
Molybdenum 7439-98-7	<0.006 mg/l	<0.006 mg/l	<0.006 mg/l	<0.006 mg/l	1	
Nickel 7440-02-0	<0.008 mg/l	<0.008 mg/l	<0.008 mg/l	<0.008 mg/l	1	
Potassium 7440-09-7	4.4 mg/l	4.3 mg/l	4.4 mg/l	4.3 mg/l	1	
Silver 7440-22-4	<0.006 mg/l	<0.006 mg/l	<0.006 mg/l	<0.006 mg/l	1	
Sodium 7440-23-5	59.7 mg/l	57.9 mg/l	59.7 mg/l	57.9 mg/l	1	
Titanium 7440-32-6	<0.02 mg/l	<0.02 mg/l	<0.02 mg/l	<0.02 mg/l	1	
Zinc 7440-66-6	0.15 mg/l	0.16 mg/l	0.15 mg/l	0.016 mg/l	1	

Continue on Reverse

Continued from front.

Part C- List each pollutant shown in Tables 2F-2, 2F-3, and 2F4 that you know or have reason to believe is present. See the instructions for additional details and requirements. Comple one table for each outfall.

Pollutant and CAS Number (if availible)	Maximum Values (include units)		Average Values (include units)		Number of Storm Events Sampled	Sources of Pollutants
	Grab Sample Taken During First 30 Minutes	Flow-weighted Composite	Grab Sample Taken During First 30 Minutes	Flow-weighted Composite		
1,1,1,-trichloroethane 71-55-6	<0.010 mg/l		<0.010 mg/l		1	
1,1,2,2-tetrachloroethane 79-34-5	<0.010 mg/l		<0.010 mg/l		1	
1,1,2- trichloroethane 79-00-5	<0.010 mg/l		<0.010 mg/l		1	
1,1-dichloroethane 75-34-3	<0.010 mg/l		<0.010 mg/l		1	
1,1-dichloroethylene 75-35-4	<0.010 mg/l		<0.010 mg/l		1	
1,2-dichloroethane 107-06-2	<0.010 mg/l		<0.010 mg/l		1	
1,2-dichloropropane 78-87-5	<0.010 mg/l		<0.010 mg/l		1	
2-chloroethylvinylether 110-75-8	<0.010 mg/l		<0.010 mg/l		1	
benzene 71-43-2	<0.010 mg/l		<0.010 mg/l		1	
bromodichloromethane 75-27-4	<0.010 mg/l		<0.010 mg/l		1	
bromoform 75-25-2	<0.010 mg/l		<0.010 mg/l		1	
bromomethane 74-83-9	<0.010 mg/l		<0.010 mg/l		1	
carbon tetrachloride 56-23-5	<0.010 mg/l		<0.010 mg/l		1	
chlorobenzene 108-90-7	<0.010 mg/l		<0.010 mg/l		1	
chloroethane 75-00-3	<0.010 mg/l		<0.010 mg/l		1	
chloroform 67-66-3	<0.010 mg/l		<0.010 mg/l		1	
chloromethane 74-87-3	<0.010 mg/l		<0.010 mg/l		1	
dibromochloromethane 124-48-1	<0.010 mg/l		<0.010 mg/l		1	
ethylbenzene 100-41-4	<0.010 mg/l		<0.010 mg/l		1	
toluene 108-88-3	<0.010 mg/l		<0.010 mg/l		1	
vinyl chloride 75-01-4	<0.010 mg/l		<0.010 mg/l		1	
1,3-dichloropropene 10061-01-5	<0.010 mg/l		<0.010 mg/l		1	
trans-1,2-dichloroethene 156-60-5	<0.010 mg/l		<0.010 mg/l		1	
alpha activity 12587-46-1	-7.2 pci/l	-6.6 pci/l	-7.2 pci/l	-6.6 pci/l	1	
beta activity 12587-46-1	5.2 pci/l	7.4 pci/l	5.2 pci/l	7.4 pci/l	1	
fecal coliform	<1 co/.1L	<1 co/.1L	<1 co/.1L	<1 co/.1L	1	
Thallium 7440-28-0	<0.001 mg/l	<0.001 mg/l	<0.001 mg/l	<0.001 mg/l	1	
Uranium 7440-61-1	<0.001 mg/l	<0.001 mg/l	<0.001 mg/l	<0.001 mg/l	1	
Gamma activity	3.5 pci/l	-1.2 pci/l	3.5 pci/l	-1.2 pci/l	1	

Part D- Provide data for the sorm event(s) which resulted in the maximum values for the flow weighted composite sample.

1. Date of Storm Event	2. Duration of Storm (in minutes)	3. Total rainfall during storm event (in inches)	4. Number of hours between beginning of storm measured and end of previous measurable rain event	5. Maximum flow rate during rain event (gallons/min or specify units)	6. Total flow from rain event (gallons or specify units)	7. Season sample was taken	8. Form of Precipitation (rainfall, snowmelt)
8/28/92	535	0.91	124.3	15.5	2,550	Summer	Rainfall

9. Provide a description of the method of flow measurement or estimate.

An ISCO 3230 Flow meter was used to obtain water level readings. This instrument was calibrated with the normal dry weather flow, if present, as level zero. The flow meter was programmed with the characteristics of the conveyance so that flow rates and total flows could be calculated by the meter.

Outfall 54

Parts B and C Continued

Pollutant and CAS Number (if availible)	Maximum Values (include units)		Average Values (include units)		Number of Storm Events Sampled	Sources of Pollutants
	Grab Sample Taken During First 30 Minutes	Flow-weighted Composite	Grab Sample Taken During First 30 Minutes	Flow-weighted Composite		
Barium 7440-39-3	0.0342 mg/l	0.0340 mg/l	0.0342 mg/l	0.0340 mg/l	1	
methylene chloride 75-09-2	<0.010 mg/l		<0.010 mg/l		1	
tetrachloroethene 127-18-4	<0.010 mg/l		<0.010 mg/l		1	
trichloroethene 79-01-6	<0.010 mg/l		<0.010 mg/l		1	
Xylenes	<0.010 mg/l		<0.010 mg/l		1	
1,2,4-trichlorobenzene 120-82-1	<0.010 mg/l	<0.010 mg/l	<0.010 mg/l	<0.010 mg/l	1	
1,2-dichlorobenzene 95-50-1	<0.010 mg/l	<0.010 mg/l	<0.010 mg/l	<0.010 mg/l	1	
1,3-dichlorobenzene 541-73-1	<0.010 mg/l	<0.010 mg/l	<0.010 mg/l	<0.010 mg/l	1	
1,4-dichlorobenzene 106-46-7	<0.010 mg/l	<0.010 mg/l	<0.010 mg/l	<0.010 mg/l	1	
2,4-dinitrotoluene 121-14-2	<0.010 mg/l	<0.010 mg/l	<0.010 mg/l	<0.010 mg/l	1	
2,6-dinitrotoluene 606-20-2	<0.010 mg/l	<0.010 mg/l	<0.010 mg/l	<0.010 mg/l	1	
2-chloronaphthalene 91-58-7	<0.010 mg/l	<0.010 mg/l	<0.010 mg/l	<0.010 mg/l	1	
3,3'-dichlorobenzidine 91-94-1	<0.010 mg/l	<0.010 mg/l	<0.010 mg/l	<0.010 mg/l	1	
4-bromophenylphenyl ether 101-55-3	<0.010 mg/l	<0.010 mg/l	<0.010 mg/l	<0.010 mg/l	1	
4-chlorophenylphenyl ether 7005-72-3	<0.010 mg/l	<0.010 mg/l	<0.010 mg/l	<0.010 mg/l	1	
acenaphthene 83-32-9	<0.010 mg/l	<0.010 mg/l	<0.010 mg/l	<0.010 mg/l	1	
acenaphthylene 208-96-8	<0.010 mg/l	<0.010 mg/l	<0.010 mg/l	<0.010 mg/l	1	
anthracene 120-12-7	<0.010 mg/l	<0.010 mg/l	<0.010 mg/l	<0.010 mg/l	1	
benzidine 92-87-5	<0.030 mg/l	<0.030 mg/l	<0.030 mg/l	<0.030 mg/l	1	
benzo(a)anthracene 56-55-3	<0.010 mg/l	<0.010 mg/l	<0.010 mg/l	<0.010 mg/l	1	
benzo(a)pyrene 50-32-8	<0.010 mg/l	<0.010 mg/l	<0.010 mg/l	<0.010 mg/l	1	
benzo(b)fluoranthene 205-99-2	<0.010 mg/l	<0.010 mg/l	<0.010 mg/l	<0.010 mg/l	1	
benzo(ghi)perylene 191-24-2	<0.010 mg/l	<0.010 mg/l	<0.010 mg/l	<0.010 mg/l	1	
benzo(k)fluoranthene 207-08-9	<0.010 mg/l	<0.010 mg/l	<0.010 mg/l	<0.010 mg/l	1	
benzyl butyl phthalate 85-68-7	<0.010 mg/l	<0.010 mg/l	<0.010 mg/l	<0.010 mg/l	1	
bis(2-chloroethoxy)methane 111-91-1	<0.010 mg/l	<0.010 mg/l	<0.010 mg/l	<0.010 mg/l	1	
bis(2-chloroethyl)ether 111-44-4	<0.010 mg/l	<0.010 mg/l	<0.010 mg/l	<0.010 mg/l	1	
bis(2-chloroisopropyl) ether 108-60-1	<0.010 mg/l	<0.010 mg/l	<0.010 mg/l	<0.010 mg/l	1	
bis(2-ethylhexyl)phthalate 117-81-7	<0.010 mg/l	<0.010 mg/l	<0.010 mg/l	<0.010 mg/l	1	
chrysene 218-01-9	<0.010 mg/l	<0.010 mg/l	<0.010 mg/l	<0.010 mg/l	1	
di-n-butyl phthalate 84-74-2	<0.010 mg/l	<0.010 mg/l	<0.010 mg/l	<0.010 mg/l	1	
di-n-octyl phthalate 117-84-0	<0.010 mg/l	<0.010 mg/l	<0.010 mg/l	<0.010 mg/l	1	
dibenzo(a,h)anthracene 53-70-3	<0.010 mg/l	<0.010 mg/l	<0.010 mg/l	<0.010 mg/l	1	
diethyl phthalate 84-66-2	<0.010 mg/l	<0.010 mg/l	<0.010 mg/l	<0.010 mg/l	1	
dimethyl phthalate 131-11-3	<0.010 mg/l	<0.010 mg/l	<0.010 mg/l	<0.010 mg/l	1	
fluoranthene 206-44-0	<0.010 mg/l	<0.010 mg/l	<0.010 mg/l	<0.010 mg/l	1	
fluorene 86-73-7	<0.010 mg/l	<0.010 mg/l	<0.010 mg/l	<0.010 mg/l	1	
hexachlorobenzene 118-74-1	<0.010 mg/l	<0.010 mg/l	<0.010 mg/l	<0.010 mg/l	1	
hexachlorobutadiene 87-68-3	<0.010 mg/l	<0.010 mg/l	<0.010 mg/l	<0.010 mg/l	1	
hexachlorocyclopentadiene 77-47-4	<0.010 mg/l	<0.010 mg/l	<0.010 mg/l	<0.010 mg/l	1	
hexachloroethane 67-72-1	<0.010 mg/l	<0.010 mg/l	<0.010 mg/l	<0.010 mg/l	1	
indeno(1,2,3-cd)pyrene 193-39-5	<0.010 mg/l	<0.010 mg/l	<0.010 mg/l	<0.010 mg/l	1	
isophorone 78-59-1	<0.010 mg/l	<0.010 mg/l	<0.010 mg/l	<0.010 mg/l	1	
N-nitrosodi-n-propylamine 621-64-7	<0.010 mg/l	<0.010 mg/l	<0.010 mg/l	<0.010 mg/l	1	
N-nitrosodimethylamine 62-75-9	<0.010 mg/l	<0.010 mg/l	<0.010 mg/l	<0.010 mg/l	1	
N-nitrosodiphenylamine 86-30-6	<0.010 mg/l	<0.010 mg/l	<0.010 mg/l	<0.010 mg/l	1	
naphthalene 91-20-3	<0.010 mg/l	<0.010 mg/l	<0.010 mg/l	<0.010 mg/l	1	
nitrobenzene 98-95-3	<0.010 mg/l	<0.010 mg/l	<0.010 mg/l	<0.010 mg/l	1	
phenanthrene 85-01-8	<0.010 mg/l	<0.010 mg/l	<0.010 mg/l	<0.010 mg/l	1	
pyrene 129-00-0	<0.010 mg/l	<0.010 mg/l	<0.010 mg/l	<0.010 mg/l	1	
2,4,6-trichlorophenol 88-06-2	<0.030 mg/l	<0.030 mg/l	<0.030 mg/l	<0.030 mg/l	1	
2,4-dichlorophenol 120-83-2	<0.030 mg/l	<0.030 mg/l	<0.030 mg/l	<0.030 mg/l	1	
2,4-dimethylphenol 105-67-9	<0.030 mg/l	<0.030 mg/l	<0.030 mg/l	<0.030 mg/l	1	
2,4-dinitrophenol 51-28-5	<0.030 mg/l	<0.030 mg/l	<0.030 mg/l	<0.030 mg/l	1	

Outfall 54

Parts B and C Continued

Pollutant and CAS Number (if availible)	Maximum Values (include units)		Average Values (include units)		Number of Storm Events Sampled	Sources of Pollutants
	Grab Sample Taken During First 30 Minutes	Flow-weighted Composite	Grab Sample Taken During First 30 Minutes	Flow-weighted Composite		
2-methyl-4,6-dinitrophenol 534-52-1	<0.030 mg/l	<0.030 mg/l	<0.030 mg/l	<0.030 mg/l	1	
2-nitrophenol 88-75-5	<0.030 mg/l	<0.030 mg/l	<0.030 mg/l	<0.030 mg/l	1	
4-chloro-3-methyl phenol 59-50-7	<0.030 mg/l	<0.030 mg/l	<0.030 mg/l	<0.030 mg/l	1	
4-nitrophenol 100-02-7	<0.030 mg/l	<0.030 mg/l	<0.030 mg/l	<0.030 mg/l	1	
pentachlorophenol 87-86-5	<0.030 mg/l	<0.030 mg/l	<0.030 mg/l	<0.030 mg/l	1	
phenol 108-95-2	<0.030 mg/l	<0.030 mg/l	<0.030 mg/l	<0.030 mg/l	1	
4,4'--DDD 72-54-8	<0.00001mg/l	<0.00001 mg/l	<0.00001 mg/l	<0.00001 mg/l	1	
4,4'--DDE 72-55-9	<0.00001 mg/l	<0.00001 mg/l	<0.00001 mg/l	<0.00001 mg/l	1	
4,4'-DDT 50-29-3	<0.00004 mg/l	<0.00004 mg/l	<0.00004 mg/l	<0.00004 mg/l	1	
aldrin 309-00-2	<0.00001 mg/l	<0.00001 mg/l	<0.00001 mg/l	<0.00001 mg/l	1	
chlordane 57-74-9	<0.00006 mg/l	<0.00006 mg/l	<0.00006 mg/l	<0.00006 mg/l	1	
dieldrin 60-57-1	<0.00001 mg/l	<0.00001 mg/l	<0.00001 mg/l	<0.00001 mg/l	1	
endosulfan I 959-98-8	<0.00001 mg/l	<0.00001 mg/l	<0.00001 mg/l	<0.00001 mg/l	1	
endosulfan II 33213-65-9	<0.00001 mg/l	<0.00001 mg/l	<0.00001 mg/l	<0.00001 mg/l	1	
endosulfan sulfate 1031-07-8	<0.00004 mg/l	<0.00004 mg/l	<0.00004 mg/l	<0.00004 mg/l	1	
endrin 72-20-8	<0.00005 mg/l	<0.00005 mg/l	<0.00005 mg/l	<0.00005 mg/l	1	
endrin aldehyde 7421-93-4	<0.00004 mg/l	<0.00004 mg/l	<0.00004 mg/l	<0.00004 mg/l	1	
heptachlor 76-44-8	<0.00001 mg/l	<0.00001mg/l	<0.00001 mg/l	<0.00001 mg/l	1	
heptachlor epoxide 1024-57-3	<0.00001 mg/l	<0.00001mg/l	<0.00001 mg/l	<0.00001 mg/l	1	
toxaphene 8001-35-2	<0.0004 mg/l	<0.0004 mg/l	<0.0004 mg/l	<0.0004 mg/l	1	
alpha-BHC 319-84-6	<0.00001 mg/l	<0.00001mg/l	<0.00001 mg/l	<0.00001 mg/l	1	
beta-BHC 319-85-7	<0.00001 mg/l	<0.00001mg/l	<0.00001 mg/l	<0.00001 mg/l	1	
delta-BHC 319-86-8	<0.00001 mg/l	<0.00001mg/l	<0.00001 mg/l	<0.00001 mg/l	1	
gamma-BHC 58-89-8	<0.00001 mg/l	<0.00001 mg/l	<0.00001 mg/l	<0.00001 mg/l	1	
2-chlorophenol 95-57-8	<0.030 mg/l	<0.030 mg/l	<0.030 mg/l	<0.030 mg/l	1	
Aroclor-1242 53469-21-9	<0.0005 mg/l	<0.0005 mg/l	<0.0005 mg/l	<0.0005 mg/l	1	
Aroclor-1254 11097-69-1	<0.0005 mg/l	<0.0005 mg/l	<0.0005 mg/l	<0.0005 mg/l	1	
Aroclor-1221 11104-28-2	<0.0005 mg/l	<0.0005 mg/l	<0.0005 mg/l	<0.0005 mg/l	1	
Aroclor-1232 11141-16-5	<0.0005 mg/l	<0.0005 mg/l	<0.0005 mg/l	<0.0005 mg/l	1	
Aroclor-1248 12672-29-6	<0.0005 mg/l	<0.0005 mg/l	<0.0005 mg/l	<0.0005 mg/l	1	
Aroclor-1260 11096-82-5	<0.0005 mg/l	<0.0005 mg/l	<0.0005 mg/l	<0.0005 mg/l	1	
Aroclor-1016 12674-11-2	<0.0005 mg/l	<0.0005 mg/l	<0.0005 mg/l	<0.0005 mg/l	1	
Cresols	<0.010 mg/l	<0.010 mg/l	<0.010 mg/l	<0.010 mg/l	1	
Acrolein	<0.020 mg/l	<0.020 mg/l	<0.020 mg/l	<0.020 mg/l	1	
Acrylonitrile	<0.020 mg/l	<0.020 mg/l	<0.020 mg/l	<0.020 mg/l	1	
1,2-diphenylhydrazine (azobenzene)	Results pending	Results pending	Results pending	Results pending	1	

EPA ID Number (copy from Item 1 of Form1)

Outfall 57

Form Approved OMB No. 2040-0086
Approval expires 5-31-92

VII. Discharge Information (continued from page 3 of Form 2F)

Part A - You must provide the results of at least one analysis for every pollutant in this table. Complete one table for each outfall. See instructions for additional details.

Pollutant and CAS Number (if availible)	Maximum Values (include units)		Average Values (include units)		Number of Storm Events Sampled	Sources of Pollutants
	Grab Sample Taken During First 30 Minutes	Flow-weighted Composite	Grab Sample Taken During First 30 Minutes	Flow-weighted Composite		
Oil and Grease	25 mg/l		25 mg/l		1	
Biological Oxygen Demand (BOD5)	<5 mg/l	<5 mg/l	<5 mg/l	<5 mg/l	1	
Chemical Oxygen Demand (COD)	7.9 mg/l	15 mg/l	7.9 mg/l	15 mg/l	1	
Total Suspended Solids (TSS)	5.0 mg/l	<5 mg/l	5.0 mg/l	<5 mg/l	1	
Total Kjeldahl Nitrogen	0.3 mg/l	<0.2 mg/l	0.3 mg/l	<0.2 mg/l	1	
Nitrate plus Nitrite Nitrogen	1.06 mg/l	0.36 mg/l	1.06 mg/l	0.36 mg/l	1	
Total Phosphorus	<0.1 mg/l	<0.1 mg/l	<0.1 mg/l	<0.1 mg/l	1	
pH	Minimum 8.5	Maximum 8.5	Minimum 8.5	Maximum 8.5		

Part B - List each pollutant that is limited in an effluent guideline which the facility is subject to or any pollutant listed in the facility's NPDES permit for its process wastewater (if the facility is operating under an existing NPDES permit). Complete one table for each outfall. See the instructions for additional details and requirements.

Pollutant and CAS Number (if availible)	Maximum Values (include units)		Average Values (include units)		Number of Storm Events Sampled	Sources of Pollutants
	Grab Sample Taken During First 30 Minutes	Flow-weighted Composite	Grab Sample Taken During First 30 Minutes	Flow-weighted Composite		
Antimony 7440-36-0	<0.04 mg/l	<0.04 mg/l	<0.04 mg/l	<0.04 mg/l	1	
Cyanide	<0.002 mg/l		<0.002 mg/l		1	
Mercury 7439-97-6	<0.0002 mg/l	<0.0002 mg/l	<0.0002 mg/l	<0.0002 mg/l	1	
Phenols	0.002 mg/l		0.002 mg/l		1	
Selenium 7782-49-2	<0.002 mg/l	<0.002 mg/l	<0.002 mg/l	<0.002 mg/l	1	
Sulfate	20 mg/l	11 mg/l	20 mg/l	11 mg/l	1	
Surfactants	<0.05 mg/l	<0.05 mg/l	<0.05 mg/l	<0.05 mg/l	1	
Aluminum 7429-90-5	0.61 mg/l	0.42 mg/l	0.61 mg/l	0.42 mg/l	1	
Arsenic 7440-38-2	<0.04 mg/l	<0.04 mg/l	<0.04 mg/l	<0.04 mg/l	1	
Boron 7440-42-8	0.018 mg/l	0.014 mg/l	0.018 mg/l	0.014 mg/l	1	
Beryllium 7440-41-7	<0.0004 mg/l	<0.0004 mg/l	<0.0004 mg/l	<0.0004 mg/l	1	
Cadmium 7440-43-9	<0.004 mg/l	<0.004 mg/l	<0.004 mg/l	<0.004 mg/l	1	
Calcium 7440-70-2	15.4 mg/l	12.4 mg/l	15.4 mg/l	12.4 mg/l	1	
Chromium 7440-47-3	<0.006 mg/l	<0.006 mg/l	<0.006 mg/l	<0.006 mg/l	1	
Cobalt 7440-48-4	<0.002 mg/l	<0.002 mg/l	<0.002 mg/l	<0.002 mg/l	1	
Copper 7440-50-8	0.011 mg/l	<0.006 mg/l	0.011 mg/l	<0.006 mg/l	1	
Iron 7439-89-6	0.63 mg/l	0.48 mg/l	0.63 mg/l	0.48 mg/l	1	
Lead 7439-92-1	<0.02 mg/l	<0.02 mg/l	<0.02 mg/l	<0.02 mg/l	1	
Lithium 7439-93-2	<0.02 mg/l	<0.02 mg/l	<0.02 mg/l	<0.02 mg/l	1	
Magnesium 7439-95-4	1.59 mg/l	1.18 mg/l	1.59 mg/l	1.18 mg/l	1	
Manganese 7439-96-5	0.024 mg/l	0.014 mg/l	0.024 mg/l	0.014 mg/l	1	
Molybdenum 7439-98-7	<0.006 mg/l	<0.006 mg/l	<0.006 mg/l	<0.006 mg/l	1	
Nickel 7440-02-0	<0.008 mg/l	<0.008 mg/l	<0.008 mg/l	<0.008 mg/l	1	
Potassium 7440-09-7	0.6 mg/l	<0.5 mg/l	0.6 mg/l	<0.5 mg/l	1	
Silver 7440-22-4	<0.006 mg/l	<0.006 mg/l	<0.006 mg/l	<0.006 mg/l	1	
Sodium 7440-23-5	0.34 mg/l	0.26 mg/l	0.34 mg/l	0.26 mg/l	1	
Titanium 7440-32-6	<0.01 mg/l	<0.01 mg/l	<0.01 mg/l	<0.01 mg/l	1	
Zinc 7440-66-6	0.28 mg/l	0.15 mg/l	0.28 mg/l	0.15 mg/l	1	

Continue on Reverse

Continued from front.

Part C- List each pollutant shown in Tables 2F-2, 2F-3, and 2F4 that you know or have reason to believe is present. See the instructions for additional details and requirements. Complete one table for each outfall.

Pollutant and CAS Number (if availible)	Maximum Values (include units)		Average Values (include units)		Number of Storm Events Sampled	Sources of Pollutants
	Grab Sample Taken During First 30 Minutes	Flow-weighted Composite	Grab Sample Taken During First 30 Minutes	Flow-weighted Composite		
1,1,1,-trichloroethane 71-55-6	<0.010 mg/l		<0.010 mg/l		1	
1,1,2,2-tetrachloroethane 79-34-5	<0.010 mg/l		<0.010 mg/l		1	
1,1,2- trichloroethane 79-00-5	<0.010 mg/l		<0.010 mg/l		1	
1,1-dichloroethane 75-34-3	<0.010 mg/l		<0.010 mg/l		1	
1,1-dichloroethylene 75-35-4	<0.010 mg/l		<0.010 mg/l		1	
1,2-dichloroethane 107-06-2	<0.010 mg/l		<0.010 mg/l		1	
1,2-dichloropropane 78-87-5	<0.010 mg/l		<0.010 mg/l		1	
2-chloroethylvinylether 110-75-8	<0.010 mg/l		<0.010 mg/l		1	
benzene 71-43-2	<0.010 mg/l		<0.010 mg/l		1	
bromodichloromethane 75-27-4	<0.010 mg/l		<0.010 mg/l		1	
bromoform 75-25-2	<0.010 mg/l		<0.010 mg/l		1	
bromomethane 74-83-9	<0.010 mg/l		<0.010 mg/l		1	
carbon tetrachloride 56-23-5	<0.010 mg/l		<0.010 mg/l		1	
chlorobenzene 108-90-7	<0.010 mg/l		<0.010 mg/l		1	
chloroethane 75-00-3	<0.010 mg/l		<0.010 mg/l		1	
chloroform 67-66-3	<0.010 mg/l		<0.010 mg/l		1	
chloromethane 74-87-3	<0.010 mg/l		<0.010 mg/l		1	
dibromochloromethane 124-48-1	<0.010 mg/l		<0.010 mg/l		1	
ethylbenzene 100-41-4	<0.010 mg/l		<0.010 mg/l		1	
toluene 108-88-3	<0.010 mg/l		<0.010 mg/l		1	
vinyl chloride 75-01-4	<0.010 mg/l		<0.010 mg/l		1	
1,3-dichloropropene 10061-01-5	<0.010 mg/l		<0.010 mg/l		1	
trans-1,2-dichloroethene 156-60-5	<0.010 mg/l		<0.010 mg/l		1	
alpha activity 12587-46-1	8.5 pci/l	0.76 pci/l	8.5 pci/l	0.76 pci/l	1	
beta activity 12587-46-1	3.7 pci/l	1.1 pci/l	3.7 pci/l	1.1 pci/l	1	
fecal coliform	640 co/.1L	300 co/.1L	640 co/.1L	300 co/.1L	1	
Thallium 7440-28-0	<0.03 mg/l	<0.03 mg/l	<0.03 mg/l	<0.03 mg/l	1	
Uranium 7440-61-1	0.002 mg/l	0.005 mg/l	0.002 mg/l	0.005 mg/l	1	
Gamma activity	18 pci/l	32 pci/l	18 pci/l	32 pci/l	1	

Part D- Provide data for the storm event(s) which resulted in the maximum values for the flow weighted composite sample.

1. Date of Storm Event	2. Duration of Storm (in minutes)	3. Total rainfall during storm event (in inches)	4. Number of hours between beginning of storm measured and end of previous measurable rain event	5. Maximum flow rate during rain event (gallons/min or specify units)	6. Total flow from rain event (gallons or specify units)	7. Season sample was taken	8. Form of Precipitation (rainfall, snowmelt)
12/9/91	530	1.1	148.6	2.8	769	Fall	Rainfall

9. Provide a description of the method of flow measurement or estimate.

An ISCO 3230 Flow meter was used to obtain water level readings. This instrument was calibrated with the normal dry weather flow, if present, as level zero. The flow meter was programmed with the characteristics of the conveyance so that flow rates and total flows could be calculated by the meter.

Outfall 57

Parts B and C Continued

Pollutant and CAS Number (if availible)	Maximum Values (include units)		Average Values (include units)		Number of Storm Events Sampled	Sources of Pollutants
	Grab Sample Taken During First 30 Minutes	Flow-weighted Composite	Grab Sample Taken During First 30 Minutes	Flow-weighted Composite		
Barium 7440-39-3	0.0276 mg/l	0.0199 mg/l	0.0276 mg/l	0.0199 mg/l	1	-
methylene chloride 75-09-2	<0.010 mg/l		<0.010 mg/l		1	
tetrachloroethene 127-18-4	<0.010 mg/l		<0.010 mg/l		1	
trichloroethene 79-01-6	<0.010 mg/l		<0.010 mg/l		1	
Xylenes	<0.010 mg/l		<0.010 mg/l		1	
1,2,4-trichlorobenzene 120-82-1	<0.010 mg/l	<0.010 mg/l	<0.010 mg/l	<0.010 mg/l	1	
1,2-dichlorobenzene 95-50-1	<0.010 mg/l	<0.010mg/l	<0.010 mg/l	<0.010 mg/l	1	
1,3-dichlorobenzene 541-73-1	<0.010 mg/l	<0.010 mg/l	<0.010 mg/l	<0.010 mg/l	1	
1,4-dichlorobenzene 106-46-7	<0.010 mg/l	<0.010mg/l	<0.010 mg/l	<0.010 mg/l	1	
2,4-dinitrotoluene 121-14-2	<0.010 mg/l	<0.010 mg/l	<0.010 mg/l	<0.010 mg/l	1	
2,6-dinitrotoluene 606-20-2	<0.010 mg/l	<0.010 mg/l	<0.010 mg/l	<0.010 mg/l	1	
2-chloronaphthalene 91-58-7	<0.010 mg/l	<0.010 mg/l	<0.010 mg/l	<0.010 mg/l	1	
3,3'-dichlorobenzidine 91-94-1	<0.010 mg/l	<0.010 mg/l	<0.010 mg/l	<0.010 mg/l	1	
4-bromophenylphenyl ether 101-55-3	<0.010 mg/l	<0.010mg/l	<0.010 mg/l	<0.010 mg/l	1	
4-chlorophenylphenyl ether 7005-72-3	<0.010 mg/l	<0.010 mg/l	<0.010 mg/l	<0.010 mg/l	1	
acenaphthene 83-32-9	<0.010 mg/l	<0.010 mg/l	<0.010 mg/l	<0.010 mg/l	1	
acenaphthylene 208-96-8	<0.010 mg/l	<0.010 mg/l	<0.010 mg/l	<0.010 mg/l	1	
anthracene 120-12-7	<0.010 mg/l	<0.010 mg/l	<0.010 mg/l	<0.010 mg/l	1	
benzidine 92-87-5	<0.050 mg/l	<0.050 mg/l	<0.050 mg/l	<0.050 mg/l	1	
benzo(a)anthracene 56-55-3	<0.010 mg/l	<0.010 mg/l	<0.010 mg/l	<0.010 mg/l	1	
benzo(a)pyrene 50-32-8	<0.010 mg/l	<0.010 mg/l	<0.010 mg/l	<0.010 mg/l	1	
benzo(b)fluoranthene 205-99-2	<0.010 mg/l	<0.010 mg/l	<0.010 mg/l	<0.010 mg/l	1	
benzo(ghi)perylene 191-24-2	<0.010 mg/l	<0.010 mg/l	<0.010 mg/l	<0.010 mg/l	1	
benzo(k)fluoranthene 207-08-9	<0.010 mg/l	<0.010 mg/l	<0.010 mg/l	<0.010 mg/l	1	
benzyl butyl phthalate 85-68-7	<0.010 ug/l	<0.010 mg/l	<0.010 mg/l	<0.010 mg/l	1	
bis(2-chloroethoxy)methane 111-91-1	<0.010 mg/l	<0.010 mg/l	<0.010 mg/l	<0.010 mg/l	1	
bis(2-chloroethyl)ether 111-44-4	<0.010 mg/l	<0.010 mg/l	<0.010 mg/l	<0.010 mg/l	1	
bis(2-chloroisopropyl) ether 108-60-1	<0.010 mg/l	<0.010 mg/l	<0.010 mg/l	<0.010 mg/l	1	
bis(2-ethylhexyl)phthalate 117-81-7	<0.010 mg/l	<0.010mg/l	<0.010 mg/l	<0.010 mg/l	1	
chrysene 218-01-9	<0.010 mg/l	<0.010 mg/l	<0.010 mg/l	<0.010 mg/l	1	
di-n-butyl phthalate 84-74-2	<0.010 mg/l	<0.010 mg/l	<0.010 mg/l	<0.010 mg/l	1	
di-n-octyl phthalate 117-84-0	<0.010 mg/l	<0.010 mg/l	<0.010 mg/l	<0.010 mg/l	1	
dibenzo(a,h)anthracene 53-70-3	<0.010 mg/l	<0.010 mg/l	<0.010 mg/l	<0.010 mg/l	1	
diethyl phthalate 84-66-2	<0.010 mg/l	<0.010 mg/l	<0.010 mg/l	<0.010 mg/l	1	
dimethyl phthalate 131-11-3	<0.010 mg/l	<0.010 mg/l	<0.010 mg/l	<0.010 mg/l	1	
fluoranthene 206-44-0	<0.010 mg/l	<0.010 mg/l	<0.010 mg/l	<0.010 mg/l	1	
fluorene 86-73-7	<0.010 mg/l	<0.010 mg/l	<0.010 mg/l	<0.010 mg/l	1	
hexachlorobenzene 118-74-1	<0.010 mg/l	<0.010 mg/l	<0.010 mg/l	<0.010 mg/l	1	
hexachlorobutadiene 87-68-3	<0.010 mg/l	<0.010 mg/l	<0.010 mg/l	<0.010 mg/l	1	
hexachlorocyclopentadiene 77-47-4	<0.010 mg/l	<0.010 mg/l	<0.010 mg/l	<0.010 mg/l	1	
hexachloroethane 67-72-1	<0.010 mg/l	<0.010 mg/l	<0.010 mg/l	<0.010 mg/l	1	
indeno(1,2,3-cd)pyrene 193-39-5	<0.010 mg/l	<0.010 mg/l	<0.010 mg/l	<0.010 mg/l	1	
isophorone 78-59-1	<0.010 mg/l	<0.010 mg/l	<0.010 mg/l	<0.010 mg/l	1	
N-nitrosodi-n-propylamine 621-64-7	<0.010 mg/l	<0.010 mg/l	<0.010 mg/l	<0.010 mg/l	1	
N-nitrosodimethylamine 62-75-9	<0.010 mg/l	<0.010 mg/l	<0.010 mg/l	<0.010 mg/l	1	
N-nitrosodiphenylamine 86-30-6	<0.010 mg/l	<0.010 mg/l	<0.010 mg/l	<0.010 mg/l	1	
naphthalene 91-20-3	<0.010 mg/l	<0.010 mg/l	<0.010 mg/l	<0.010 mg/l	1	
nitrobenzene 98-95-3	<0.010 mg/l	<0.010 mg/l	<0.010 mg/l	<0.010 mg/l	1	
phenanthrene 85-01-8	<0.010 mg/l	<0.010 mg/l	<0.010 mg/l	<0.010 mg/l	1	
pyrene 129-00-0	<0.010 mg/l	<0.010 mg/l	<0.010 mg/l	<0.010 mg/l	1	
2,4,6-trichlorophenol 88-06-2	<0.030 mg/l	<0.030 mg/l	<0.030 mg/l	<0.030 mg/l	1	
2,4-dichlorophenol 120-83-2	<0.030 mg/l	<0.030 mg/l	<0.030 mg/l	<0.030 mg/l	1	
2,4-dimethylphenol 105-67-9	<0.030 mg/l	<0.030 mg/l	<0.030 mg/l	<0.030 mg/l	1	
2,4-dinitrophenol 51-28-5	<0.050 mg/l	<0.050 mg/l	<0.050 mg/l	<0.050 mg/l	1	

Outfall 57

Parts B and C Continued

Pollutant and CAS Number (if availible)	Maximum Values (include units)		Average Values (include units)		Number of Storm Events Sampled	Sources of Pollutants
	Grab Sample Taken During First 30 Minutes	Flow-weighted Composite	Grab Sample Taken During First 30 Minutes	Flow-weighted Composite		
2-methyl-4,6-dinitrophenol 534-52-1	<0.050 mg/l	<0.050 mg/l	<0.050 mg/l	<0.050 mg/l	1	
2-nitrophenol 88-75-5	<0.030 mg/l	<0.030 mg/l	<0.030 mg/l	<0.030 mg/l	1	
4-chloro-3-methyl phenol 59-50-7	<0.030 mg/l	<0.030 mg/l	<0.030 mg/l	<0.030 mg/l	1	
4-nitrophenol 100-02-7	<0.050 mg/l	<0.050 mg/l	<0.050 mg/l	<0.050 mg/l	1	
pentachlorophenol 87-86-5	<0.050 mg/l	<0.050 mg/l	<0.050 mg/l	<0.050 mg/l	1	
phenol 108-95-2	<0.030 mg/l	<0.030 mg/l	<0.030 mg/l	<0.030 mg/l	1	
4,4'--DDD 72-54-8	<0.00001mg/l	<0.00001 mg/l	<0.00001 mg/l	<0.00001 mg/l	1	
4,4'--DDE 72-55-9	<0.00001 mg/l	<0.00001 mg/l	<0.00001 mg/l	<0.00001 mg/l	1	
4,4'-DDT 50-29-3	<0.00001 mg/l	<0.00001 mg/l	<0.00001 mg/l	<0.00001 mg/l	1	
aldrin 309-00-2	<0.00001 mg/l	<0.00001mg/l	<0.00001 mg/l	<0.00001 mg/l	1	
chlordane 57-74-9	<0.00002 mg/l	<0.00002 mg/l	<0.00002 mg/l	<0.00002 mg/l	1	
dieldrin 60-57-1	<0.00001 mg/l	<0.00001mg/l	<0.00001 mg/l	<0.00001 mg/l	1	
endosulfan I 959-98-8	<0.00001 mg/l	<0.00001mg/l	<0.00001 mg/l	<0.00001 mg/l	1	
endosulfan II 33213-65-9	<0.00001 mg/l	<0.00001mg/l	<0.00001 mg/l	<0.00001 mg/l	1	
endosulfan sulfate 1031-07-8	<0.00001 mg/l	<0.00001mg/l	<0.00001 mg/l	<0.00001 mg/l	1	
endrin 72-20-8	<0.00005 mg/l	<0.00005 mg/l	<0.00005 mg/l	<0.00005 mg/l	1	
endrin aldehyde 7421-93-4	<0.00001 mg/l	<0.0001 mg/l	<0.00001 mg/l	<0.00001 mg/l	1	
heptachlor 76-44-8	<0.00001 mg/l	<0.00001mg/l	<0.00001 mg/l	<0.00001 mg/l	1	
heptachlor epoxide 1024-57-3	<0.00001 mg/l	<0.00001 mg/l	<0.00001 mg/l	<0.00001 mg/l	1	
toxaphene 8001-35-2	<0.0002 mg/l	<0.0002 mg/l	<0.0002 mg/l	<0.0002 mg/l	1	
alpha-BHC 319-84-6	<0.00001 mg/l	<0.00001mg/l	<0.00001 mg/l	<0.00001 mg/l	1	
beta-BHC 319-85-7	<0.00001 mg/l	<0.00001 mg/l	<0.00001 mg/l	<0.00001 mg/l	1	
delta-BHC 319-86-8	<0.00001 mg/l	<0.00001 mg/l	<0.00001 mg/l	<0.00001 mg/l	1	
gamma-BHC 58-89-8	0.000012 mg/l	<0.00001 mg/l	0.000012 mg/l	<0.00001 mg/l	1	
2-chlorophenol 95-57-8	<0.030 mg/l	<0.030 mg/l	<0.030 mg/l	<0.030 mg/l	1	
Aroclor-1242 53469-21-9	<0.0005 mg/l	<0.0005 mg/l	<0.0005 mg/l	<0.0005 mg/l	1	
Aroclor-1254 11097-69-1	<0.0005 mg/l	<0.0005 mg/l	<0.0005 mg/l	<0.0005 mg/l	1	
Aroclor-1221 11104-28-2	<0.0005 mg/l	<0.0005 mg/l	<0.0005 mg/l	<0.0005 mg/l	1	
Aroclor-1232 11141-16-5	<0.0005 mg/l	<0.0005 mg/l	<0.0005 mg/l	<0.0005 mg/l	1	
Aroclor-1248 12672-29-6	<0.0005 mg/l	<0.0005 mg/l	<0.0005 mg/l	<0.0005 mg/l	1	
Aroclor-1260 11096-82-5	<0.0005 mg/l	<0.0005 mg/l	<0.0005 mg/l	<0.0005 mg/l	1	
Aroclor-1016 12674-11-2	<0.0005 mg/l	<0.0005 mg/l	<0.0005 mg/l	<0.0005 mg/l	1	
Cresols	<0.010 mg/l	<0.010 mg/l	<0.010 mg/l	<0.010 mg/l	1	
Acrolein	<0.010 mg/l	<0.010 mg/l	<0.010 mg/l	<0.010 mg/l	1	
Acrylonitrile	<0.010 mg/l	<0.010 mg/l	<0.010 mg/l	<0.010 mg/l	1	
1,2-diphenylhydrazine (azobenzene)	Results pending	Results pending	Results pending	Results pending	1	

EPA ID Number (copy from Item 1 of Form1)

Outfall 58

Form Approved OMB No. 2040-0086
Approval expires 5-31-92

VII. Discharge Information (continued from page 3 of Form 2F)

Part A - You must provide the results of at least one analysis for every pollutant in this table. Complete one table for each outfall. See instructions for additional details.

Pollutant and CAS Number (if availible)	Maximum Values (include units)		Average Values (include units)		Number of Storm Events Sampled	Sources of Pollutants
	Grab Sample Taken During First 30 Minutes	Flow-weighted Composite	Grab Sample Taken During First 30 Minutes	Flow-weighted Composite		
Oil and Grease	3 mg/l		3 mg/l		1	
Biological Oxygen Demand (BOD5)	<5 mg/l	<5 mg/l	<5 mg/l	< 5 mg/l	1	
Chemical Oxygen Demand (COD)	22 mg/l	38 mg/l	22 mg/l	38 mg/l	1	
Total Suspended Solids (TSS)	< 5 mg/l	6 mg/l	<5 mg/l	6 mg/l	1	
Total Kjeldahl Nitrogen	0.3 mg/l	0.3 mg/l	0.3 mg/l	0.3 mg/l	1	
Nitrate plus Nitrite Nitrogen	0.34 mg/l	1.01 mg/l	0.34 mg/l	1.01 mg/l	1	
Total Phosphorus	0.11 mg/l	0.14 mg/l	0.11 mg/l	0.14 mg/l	1	
pH	Minimum 7.9	Maximum 7.9	Minimum 7.9	Maximum 7.9		

Part B - List each pollutant that is limited in an effluent guideline which the facility is subject to or any pollutant listed in the facility's NPDES permit for its process wastewater (if the facility is operating under an existing NPDES permit). Complete one table for each outfall. See the instructions for additional details and requirements.

Pollutant and CAS Number (if availible)	Maximum Values (include units)		Average Values (include units)		Number of Storm Events Sampled	Sources of Pollutants
	Grab Sample Taken During First 30 Minutes	Flow-weighted Composite	Grab Sample Taken During First 30 Minutes	Flow-weighted Composite		
Antimony 7440-36-0	<0.04 mg/l	<0.04 mg/l	<0.04 mg/l	<0.04 mg/l	1	
Cyanide	<0.002 mg/l		<0.002 mg/l		1	
Mercury 7439-97-6	0.0005 mg/l	0.0004 mg/l	0.0005 mg/l	0.0004 mg/l	1	
Phenols	<0.001 mg/l		<0.001 mg/l		1	
Selenium 7782-49-2	<0.002 mg/l	<0.002 mg/l	<0.002 mg/l	<0.002 mg/l	1	
Sulfate	29 mg/l	28 mg/l	29 mg/l	28 mg/l	1	
Surfactants	0.06 mg/l	<0.05 mg/l	0.06 mg/l	< 0.05 mg/l	1	
Aluminum 7429-90-5	0.96 mg/l	0.93 mg/l	0.96 mg/l	0.93 mg/l	1	
Arsenic 7440-38-2	<0.04 mg/l	<0.04 mg/l	<0.04 mg/l	<0.04 mg/l	1	
Boron 7440-42-8	0.056 mg/l	0.057 mg/l	0.056 mg/l	0.057 mg/l	1	
Beryllium 7440-41-7	<0.0004 mg/l	<0.0004mg/l	<0.0004mg/l	<0.0004mg/l	1	
Cadmium 7440-43-9	<0.004 mg/l	<0.004 mg/l	<0.004 mg/l	<0.004 mg/l	1	
Calcium 7440-70-2	42.4 mg/l	39.7 mg/l	42.4 mg/l	39.7 mg/l	1	
Chromium 7440-47-3	<0.006 mg/l	<0.006 mg/l	<0.006 mg/l	<0.006 mg/l	1	
Cobalt 7440-48-4	<0.002 mg/l	<0.002 mg/l	<0.002 mg/l	<0.002 mg/l	1	
Copper 7440-50-8	<0.006 mg/l	<0.006 mg/l	<0.006 mg/l	<0.006 mg/l	1	
Iron 7439-89-6	1.0 mg/l	0.93 mg/l	1.0 mg/l	0.93 mg/l	1	
Lead 7439-92-1	<0.02 mg/l	<0.02 mg/l	<0.02 mg/l	<0.02 mg/l	1	
Lithium 7439-93-2	<0.02 mg/l	<0.02 mg/l	<0.02 mg/l	<0.02 mg/l	1	
Magnesium 7439-95-4	6.81 mg/l	6.39 mg/l	6.81 mg/l	6.39 mg/l	1	
Manganese 7439-96-5	0.090 mg/l	0.066 mg/l	0.090 mg/l	0.066 mg/l	1	
Molybdenum 7439-98-7	<0.006 mg/l	<0.006 mg/l	<0.006 mg/l	<0.006 mg/l	1	
Nickel 7440-02-0	<0.008 mg/l	<0.008 mg/l	<0.008 mg/l	<0.008 mg/l	1	
Potassium 7440-09-7	2.4 mg/l	2.5 mg/l	2.4 mg/l	2.5 mg/l	1	
Silver 7440-22-4	<0.006 mg/l	<0.006 mg/l	<0.006 mg/l	<0.006 mg/l	1	
Sodium 7440-23-5	2.53 mg/l	2.33 mg/l	2.53 mg/l	2.33 mg/l	1	
Titanium 7440-32-6	<0.01 mg/l	<0.01 mg/l	<0.01 mg/l	<0.01mg/l	1	
Zinc 7440-66-6	0.02 mg/l	0.02 mg/l	0.02 mg/l	0.02 mg/l	1	

Continue on Reverse

Continued from front.

Part C- List each pollutant shown in Tables 2F-2, 2F-3, and 2F4 that you know or have reason to believe is present. See the instructions for additional details and requirements. Complete one table for each outfall.

Pollutant and CAS Number (if availible)	Maximum Values (include units)		Average Values (include units)		Number of Storm Events Sampled	Sources of Pollutants
	Grab Sample Taken During First 30 Minutes	Flow-weighted Composite	Grab Sample Taken During First 30 Minutes	Flow-weighted Composite		
1,1,1,-trichloroethane 71-55-6	<0.010 mg/l		<0.010 mg/l		1	
1,1,2,2-tetrachloroethane 79-34-5	<0.010 mg/l		<0.010 mg/l		1	
1,1,2- trichloroethane 79-00-5	<0.010 mg/l		<0.010 mg/l		1	
1,1-dichloroethane 75-34-3	<0.010 mg/l		<0.010 mg/l		1	
1,1-dichloroethylene 75-35-4	<0.010 mg/l		<0.010 mg/l		1	
1,2-dichloroethane 107-06-2	<0.010 mg/l		<0.010 mg/l		1	
1,2-dichloropropane 78-87-5	<0.010 mg/l		<0.010 mg/l		1	
2-chloroethylvinylether 110-75-8	<0.010 mg/l		<0.010 mg/l		1	
benzene 71-43-2	<0.010 mg/l		<0.010 mg/l		1	
bromodichloromethane 75-27-4	<0.010 mg/l		<0.010 mg/l		1	
bromoform 75-25-2	<0.010 mg/l		<0.010 mg/l		1	
bromomethane 74-83-9	<0.010 mg/l		<0.010 mg/l		1	
carbon tetrachloride 56-23-5	<0.010 mg/l		<0.010 mg/l		1	
chlorobenzene 108-90-7	<0.010 mg/l		<0.010 mg/l		1	
chloroethane 75-00-3	<0.010 mg/l		<0.010 mg/l		1	
chloroform 67-66-3	<0.010 mg/l		<0.010 mg/l		1	
chloromethane 74-87-3	<0.010 mg/l		<0.010 mg/l		1	
dibromochloromethane 124-48-1	<0.010 mg/l		<0.010 mg/l		1	
ethylbenzene 100-41-4	<0.010 mg/l		<0.010 mg/l		1	
toluene 108-88-3	<0.010 mg/l		<0.010 mg/l		1	
vinyl chloride 75-01-4	<0.010 mg/l		<0.010 mg/l		1	
1,3-dichloropropene 10061-01-5	<0.010 mg/l		<0.010 mg/l		1	
trans-1,2-dichloroethene 156-60-5	<0.010 mg/l		<0.010 mg/l		1	
alpha activity 12587-46-1	2.2 pci/l	0.61 pci/l	2.2 pci/l	0.61 pci/l	1	
beta activity 12587-46-1	6.1 pci/l	7.1 pci/l	6.1 pci/l	7.1 pci/l	1	
fecal coliform	120 co/.1L	12,000 co/.1L	120 co/.1L	12,000 pci/l	1	
Thallium 7440-28-0	<0.03 mg/l	<0.03 mg/l	<0.03 mg/l	<0.03 mg/l	1	
Uranium 7440-61-1	0.002 mg/l	0.002 mg/l	0.002 mg/l	0.002 mg/l	1	
Gamma activity	210 pci/l	4 pci/l	210 pci/l	4 pci/l	1	

Part D- Provide data for the storm event(s) which resulted in the maximum values for the flow weighted composite sample.

1. Date of Storm Event	2. Duration of Storm (in minutes)	3. Total rainfall during storm event (in inches)	4. Number of hours between beginning of storm measured and end of previous measurable rain event	5. Maximum flow rate during rain event (gallons/min or specify units)	6. Total flow from rain event (gallons or specify units)	7. Season sample was taken	8. Form of Precipitation (rainfall, snowmelt)
12/9/91	530	1.1	148.6	57.9	1,480	Fall	Rainfall

9. Provide a description of the method of flow measurement or estimate.

An ISCO 3230 Flow meter was used to obtain water level readings. This instrument was calibrated with the normal dry weather flow, if present, as level zero. The flow meter was programmed with the characteristics of the conveyance so that flow rates and total flows could be calculated by the meter.

Outfall 58

Parts B and C Continued

Pollutant and CAS Number (if availible)	Maximum Values (include units)		Average Values (include units)		Number of Storm Events Sampled	Sources of Pollutants
	Grab Sample Taken During First 30 Minutes	Flow-weighted Composite	Grab Sample Taken During First 30 Minutes	Flow-weighted Composite		
Barium 7440-39-3	0.0938 mg/l	0.0824 mg/l	0.0938 mg/l	0.0824 mg/l	1	
methylene chloride 75-09-2	<0.010 mg/l		<0.010 mg/l		1	
tetrachloroethene 127-18-4	<0.010 mg/l		<0.010 mg/l		1	
trichloroethene 79-01-6	<0.010 mg/l		<0.010 mg/l		1	
Xylenes	<0.010 mg/l		<0.010 mg/l		1	
1,2,4-trichlorobenzene 120-82-1	<0.010 mg/l	<0.010 mg/l	<0.010 mg/l	<0.010 mg/l	1	
1,2-dichlorobenzene 95-50-1	<0.010 mg/l	<0.010mg/l	<0.010 mg/l	<0.010 mg/l	1	
1,3-dichlorobenzene 541-73-1	<0.010 mg/l	<0.010 mg/l	<0.010 mg/l	<0.010 mg/l	1	
1,4-dichlorobenzene 106-46-7	<0.010 mg/l	<0.010mg/l	<0.010 mg/l	<0.010 mg/l	1	
2,4-dinitrotoluene 121-14-2	<0.010 mg/l	<0.010 mg/l	<0.010 mg/l	<0.010 mg/l	1	
2,6-dinitrotoluene 606-20-2	<0.010 mg/l	<0.010 mg/l	<0.010 mg/l	<0.010 mg/l	1	
2-chloronaphthalene 91-58-7	<0.010 mg/l	<0.010 mg/l	<0.010 mg/l	<0.010 mg/l	1	
3,3'-dichlorobenzidine 91-94-1	<0.010 mg/l	<0.010 mg/l	<0.010 mg/l	<0.010 mg/l	1	
4-bromophenylphenyl ether 101-55-3	<0.010 mg/l	<0.010mg/l	<0.010 mg/l	<0.010 mg/l	1	
4-chlorophenylphenyl ether 7005-72-3	<0.010 mg/l	<0.010 mg/l	<0.010 mg/l	<0.010 mg/l	1	
acenaphthene 83-32-9	<0.010 mg/l	<0.010 mg/l	<0.010 mg/l	<0.010 mg/l	1	
acenaphthylene 208-96-8	<0.010 mg/l	<0.010 mg/l	<0.010 mg/l	<0.010 mg/l	1	
anthracene 120-12-7	<0.010 mg/l	<0.010 mg/l	<0.010 mg/l	<0.010 mg/l	1	
benzidine 92-87-5	<0.050 mg/l	<0.050 mg/l	<0.050 mg/l	<0.050 mg/l	1	
benzo(a)anthracene 56-55-3	<0.010 mg/l	<0.010 mg/l	<0.010 mg/l	<0.010 mg/l	1	
benzo(a)pyrene 50-32-8	<0.010 mg/l	<0.010 mg/l	<0.010 mg/l	<0.010 mg/l	1	
benzo(b)fluoranthene 205-99-2	<0.010 mg/l	<0.010 mg/l	<0.010 mg/l	<0.010 mg/l	1	
benzo(ghi)perylene 191-24-2	<0.010 mg/l	<0.010 mg/l	<0.010 mg/l	<0.010 mg/l	1	
benzo(k)fluoranthene 207-08-9	<0.010 mg/l	<0.010 mg/l	<0.010 mg/l	<0.010 mg/l	1	
benzyl butyl phthalate 85-68-7	<0.010 mg/l	<0.010 mg/l	<0.010 mg/l	<0.010 mg/l	1	
bis(2-chloroethoxy)methane 111-91-1	<0.010 mg/l	<0.010 mg/l	<0.010 mg/l	<0.010 mg/l	1	
bis(2-chloroethyl)ether 111-44-4	<0.010 mg/l	<0.010 mg/l	<0.010 mg/l	<0.010 mg/l	1	
bis(2-chloroisopropyl) ether 108-60-1	<0.010 mg/l	<0.010 mg/l	<0.010 mg/l	<0.010 mg/l	1	
bis(2-ethylhexyl)phthalate 117-81-7	<0.010 mg/l	<0.010 mg/l	<0.010 mg/l	<0.010 mg/l	1	
chrysene 218-01-9	<0.010 mg/l	<0.010 mg/l	<0.010 mg/l	<0.010 mg/l	1	
di-n-butyl phthalate 84-74-2	<0.010 mg/l	<0.010 mg/l	<0.010 mg/l	<0.010 mg/l	1	
di-n-octyl phthalate 117-84-0	<0.010 mg/l	<0.010 mg/l	<0.010 mg/l	<0.010 mg/l	1	
dibenzo(a,h)anthracene 53-70-3	<0.010 mg/l	<0.010 mg/l	<0.010 mg/l	<0.010 mg/l	1	
diethyl phthalate 84-66-2	<0.010 mg/l	<0.010 mg/l	<0.010 mg/l	<0.010 mg/l	1	
dimethyl phthalate 131-11-3	<0.010 mg/l	<0.010 mg/l	<0.010 mg/l	<0.010 mg/l	1	
fluoranthene 206-44-0	<0.010 mg/l	<0.010 mg/l	<0.010 mg/l	<0.010 mg/l	1	
fluorene 86-73-7	<0.010 mg/l	<0.010 mg/l	<0.010 mg/l	<0.010 mg/l	1	
hexachlorobenzene 118-74-1	<0.010 mg/l	<0.010 mg/l	<0.010 mg/l	<0.010 mg/l	1	
hexachlorobutadiene 87-68-3	<0.010 mg/l	<0.010 mg/l	<0.010 mg/l	<0.010 mg/l	1	
hexachlorocyclopentadiene 77-47-4	<0.010 mg/l	<0.010 mg/l	<0.010 mg/l	<0.010 mg/l	1	
hexachloroethane 67-72-1	<0.010 mg/l	<0.010 mg/l	<0.010 mg/l	<0.010 mg/l	1	
indeno(1,2,3-cd)pyrene 193-39-5	<0.010 mg/l	<0.010 mg/l	<0.010 mg/l	<0.010 mg/l	1	
isophorone 78-59-1	<0.010 mg/l	<0.010 mg/l	<0.010 mg/l	<0.010 mg/l	1	
N-nitrosodi-n-propylamine 621-64-7	<0.010 mg/l	<0.010 mg/l	<0.010 mg/l	<0.010 mg/l	1	
N-nitrosodimethylamine 62-75-9	<0.010 mg/l	<0.010 mg/l	<0.010 mg/l	<0.010 mg/l	1	
N-nitrosodiphenylamine 86-30-6	<0.010 mg/l	<0.010 mg/l	<0.010 mg/l	<0.010 mg/l	1	
naphthalene 91-20-3	<0.010 mg/l	<0.010 mg/l	<0.010 mg/l	<0.010 mg/l	1	
nitrobenzene 98-95-3	<0.010 mg/l	<0.010 mg/l	<0.010 mg/l	<0.010 mg/l	1	
phenanthrene 85-01-8	<0.010 mg/l	<0.010 mg/l	<0.010 mg/l	<0.010 mg/l	1	
pyrene 129-00-0	<0.010 mg/l	<0.010 mg/l	<0.010 mg/l	<0.010 mg/l	1	
2,4,6-trichlorophenol 88-06-2	<0.030 mg/l	<0.030 mg/l	<0.030 mg/l	<0.030 mg/l	1	
2,4-dichlorophenol 120-83-2	<0.030 mg/l	<0.030 mg/l	<0.030 mg/l	<0.030 mg/l	1	
2,4-dimethylphenol 105-67-9	<0.030 mg/l	<0.030 mg/l	<0.030 mg/l	<0.030 mg/l	1	
2,4-dinitrophenol 51-28-5	<0.050 mg/l	<0.050 mg/l	<0.050 mg/l	<0.050 mg/l	1	

Outfall 58

Parts B and C Continued

Pollutant and CAS Number (if availible)	Maximum Values (include units)		Average Values (include units)		Number of Storm Events Sampled	Sources of Pollutants
	Grab Sample Taken During First 30 Minutes	Flow-weighted Composite	Grab Sample Taken During First 30 Minutes	Flow-weighted Composite		
2-methyl-4,6-dinitrophenol 534-52-1	<0.050 mg/l	<0.050 mg/l	<0.050 mg/l	<0.050 mg/l	1	
2-nitrophenol 88-75-5	<0.030 mg/l	<0.030 mg/l	<0.030 mg/l	<0.030 mg/l	1	
4-chloro-3-methyl phenol 59-50-7	<0.030 mg/l	<0.030 mg/l	<0.030 mg/l	<0.030 mg/l	1	
4-nitrophenol 100-02-7	<0.050 mg/l	<0.050 mg/l	<0.050 mg/l	<0.050 mg/l	1	
pentachlorophenol 87-86-5	<0.050 mg/l	<0.050 mg/l	<0.050 mg/l	<0.050 mg/l	1	
phenol 108-95-2	<0.030 mg/l	<0.030 mg/l	<0.030 mg/l	<0.030 mg/l	1	
4,4'--DDD 72-54-8	<0.00001mg/l	<0.00001 mg/l	<0.00001 mg/l	<0.00001 mg/l	1	
4,4'--DDE 72-55-9	<0.00001 mg/l	<0.00001mg/l	<0.00001 mg/l	<0.00001 mg/l	1	
4,4'-DDT 50-29-3	<0.00001 mg/l	<0.00001mg/l	<0.00001 mg/l	<0.00001 mg/l	1	
aldrin 309-00-2	<0.00001 mg/l	<0.00001mg/l	<0.00001 mg/l	<0.00001 mg/l	1	
chlordane 57-74-9	<0.00002 mg/l	<0.00002 mg/l	<0.00002 mg/l	<0.00002 mg/l	1	
dieldrin 60-57-1	<0.00001 mg/l	<0.00001mg/l	<0.00001 mg/l	<0.00001 mg/l	1	
endosulfan I 959-98-8	<0.00001 mg/l	<0.00001mg/l	<0.00001 mg/l	<0.00001 mg/l	1	
endosulfan II 33213-65-9	0.000018 mg/l	<0.00001mg/l	0.000018 mg/l	<0.00001 mg/l	1	
endosulfan sulfate 1031-07-8	<0.00001 mg/l	<0.00001mg/l	<0.00001 mg/l	<0.00001 mg/l	1	
endrin 72-20-8	<0.00005 mg/l	<0.00005 mg/l	<0.00005 mg/l	<0.00005 mg/l	1	
endrin aldehyde 7421-93-4	<0.00001 mg/l	<0.00001 mg/l	<0.00001 mg/l	<0.00001 mg/l	1	
heptachlor 76-44-8	<0.00001 mg/l	<0.00001mg/l	<0.00001 mg/l	<0.00001 mg/l	1	
heptachlor epoxide 1024-57-3	<0.00001 mg/l	<0.00001mg/l	<0.00001 mg/l	<0.00001 mg/l	1	
toxaphene 8001-35-2	<0.0002 mg/l	<0.0002 mg/l	<0.0002 mg/l	<0.0002 mg/l	1	
alpha-BHC 319-84-6	<0.00001 mg/l	<0.00001mg/l	<0.00001 mg/l	<0.00001 mg/l	1	
beta-BHC 319-85-7	<0.00001 mg/l	<0.00001mg/l	<0.00001 mg/l	<0.00001 mg/l	1	
delta-BHC 319-86-8	<0.00001 mg/l	<0.00001mg/l	<0.00001 mg/l	<0.00001 mg/l	1	
gamma-BHC 58-89-8	0.000013 mg/l	<0.00001 mg/l	0.000013 mg/l	<0.00001 mg/l	1	
2-chlorophenol 95-57-8	<0.030 mg/l	<0.030 mg/l	<0.030 mg/l	<0.030 mg/l	1	
Aroclor-1242 53469-21-9	<0.0005 mg/l	<0.0005 mg/l	<0.0005 mg/l	<0.0005 mg/l	1	
Aroclor-1254 11097-69-1	<0.0005 mg/l	<0.0005 mg/l	<0.0005 mg/l	<0.0005 mg/l	1	
Aroclor-1221 11104-28-2	<0.0005 mg/l	<0.0005 mg/l	<0.0005 mg/l	<0.0005 mg/l	1	
Aroclor-1232 11141-16-5	<0.0005 mg/l	<0.0005 mg/l	<0.0005 mg/l	<0.0005 mg/l	1	
Aroclor-1248 12672-29-6	<0.0005 mg/l	<0.0005 mg/l	<0.0005 mg/l	<0.0005 mg/l	1	
Aroclor-1260 11096-82-5	<0.0005 mg/l	<0.0005 mg/l	<0.0005 mg/l	<0.0005 mg/l	1	
Aroclor-1016 12674-11-2	<0.0005 mg/l	<0.0005 mg/l	<0.0005 mg/l	<0.0005 mg/l	1	
Cresols	<0.010 mg/l	<0.010 mg/l	<0.010 mg/l	<0.010 mg/l	1	
Acrolein	<0.010 mg/l	<0.010 mg/l	<0.010 mg/l	<0.010 mg/l	1	
Acrylonitrile	<0.010 mg/l	<0.010 mg/l	<0.010 mg/l	<0.010 mg/l	1	
1,2-diphenylhydrazine (azobenzene)	Results pending	Results pending	Results pending	Results pending	1	

EPA ID Number (copy from Item 1 of Form1)

Outfall 62

Form Approved OMB No. 2040-0086
Approval expires 5-31-92

VII. Discharge Information (continued from page 3 of Form 2F)

Part A - You must provide the results of at least one analysis for every pollutant in this table. Complete one table for each outfall. See instructions for additional details.

Pollutant and CAS Number (if availible)	Maximum Values (include units)		Average Values (include units)		Number of Storm Events Sampled	Sources of Pollutants
	Grab Sample Taken During First 30 Minutes	Flow-weighted Composite	Grab Sample Taken During First 30 Minutes	Flow-weighted Composite		
Oil and Grease	8 mg/l		8 mg/l		1	
Biological Oxygen Demand (BOD5)	<5 mg/l		<5 mg/l		1	
Chemical Oxygen Demand (COD)	<5 mg/l		<5 mg/l		1	
Total Suspended Solids (TSS)	10 mg/l		10 mg/l		1	
Total Kjeldahl Nitrogen	0.3 mg/l		0.3 mg/l		1	
Nitrate plus Nitrite Nitrogen	1.1 mg/l		1.1 mg/l		1	
Total Phosphorus	<0.1 mg/l		<0.1 mg/l		1	
pH	Minimum 8.0	Maximum 8.0	Minimum 8.0	Maximum 8.0		

Part B - List each pollutant that is limited in an effluent guideline which the facility is subject to or any pollutant listed in the facility's NPDES permit for its process wastewater (if the facility is operating under an existing NPDES permit). Complete one table for each outfall. See the instructions for additional details and requirements.

Pollutant and CAS Number (if availible)	Maximum Values (include units)		Average Values (include units)		Number of Storm Events Sampled	Sources of Pollutants
	Grab Sample Taken During First 30 Minutes	Flow-weighted Composite	Grab Sample Taken During First 30 Minutes	Flow-weighted Composite		
Antimony 7440-36-0	<0.04 mg/l		<0.04 mg/l		1	
Cyanide	<0.002 mg/l		<0.002 mg/l		1	
Mercury 7439-97-6	<0.0002 mg/l		<0.0002 mg/l		1	
Phenols	<0.001 mg/l		<0.001 mg/l		1	
Selenium 7782-49-2	<0.002 mg/l		<0.002 mg/l		1	
Sulfate	<10 mg/l		<10 mg/l		1	
Surfactants	<0.05 mg/l		<0.05 mg/l		1	
Aluminum 7429-90-5	1.71 mg/l		1.71 mg/l		1	
Arsenic 7440-38-2	<0.4 mg/l		<0.4 mg/l		1	
Boron 7440-42-8	0.012 mg/l		0.012 mg/l		1	
Beryllium 7440-41-7	<0.0004 mg/l		<0.0004 mg/l		1	
Cadmium 7440-43-9	<0.004 mg/l		<0.004 mg/l		1	
Calcium 7440-70-2	17.2 mg/l		17.2 mg/l		1	
Chromium 7440-47-3	<0.006 mg/l		<0.006 mg/l		1	
Cobalt 7440-48-4	<0.002 mg/l		<0.002 mg/l		1	
Copper 7440-50-8	<0.006 mg/l		<0.006 mg/l		1	
Iron 7439-89-6	1.54 mg/l		1.54 mg/l		1	
Lead 7439-92-1	<0.02 mg/l		<0.02 mg/l		1	
Lithium 7439-93-2	<0.02 mg/l		<0.02 mg/l		1	
Magnesium 7439-95-4	2.67 mg/l		2.67 mg/l		1	
Manganese 7439-96-5	0.019 mg/l		0.019 mg/l		1	
Molybdenum 7439-98-7	<0.006 mg/l		<0.006 mg/l		1	
Nickel 7440-02-0	<0.008 mg/l		<0.008 mg/l		1	
Potassium 7440-09-7	1.7 mg/l		1.7 mg/l		1	
Silver 7440-22-4	<0.006 mg/l		<0.006 mg/l		1	
Sodium 7440-23-5	0.93 mg/l		0.93 mg/l		1	
Titanium 7440-32-6	0.02 mg/l		0.02 mg/l		1	
Zinc 7440-66-6	0.02 mg/l		0.02 mg/l		1	

Continue on Reverse

Continued from front.

Part C- List each pollutant shown in Tables 2F-2, 2F-3, and 2F4 that you know or have reason to believe is present. See the instructions for additional details and requirements. Cor one table for each outfall.

Pollutant and CAS Number (if availible)	Maximum Values (include units)		Average Values (include units)		Number of Storm Events Sampled	Sources of Pollutants
	Grab Sample Taken During First 30 Minutes	Flow-weighted Composite	Grab Sample Taken During First 30 Minutes	Flow-weighted Composite		
1,1,1,-trichloroethane 71-55-6	<0.010 mg/l		<0.010 mg/l		1	
1,1,2,2-tetrachloroethane 79-34-5	<0.010 mg/l		<0.010 mg/l		1	
1,1,2- trichloroethane 79-00-5	<0.010 mg/l		<0.010 mg/l		1	
1,1-dichloroethane 75-34-3	<0.010 mg/l		<0.010 mg/l		1	
1,1-dichloroethylene 75-35-4	<0.010 mg/l		<0.010 mg/l		1	
1,2-dichloroethane 107-06-2	<0.010 mg/l		<0.010 mg/l		1	
1,2-dichloropropane 78-87-5	<0.010 mg/l		<0.010 mg/l		1	
2-chloroethylvinylether 110-75-8	<0.010 mg/l		<0.010 mg/l		1	
benzene 71-43-2	<0.010 mg/l		<0.010 mg/l		1	
bromodichloromethane 75-27-4	<0.010 mg/l		<0.010 mg/l		1	
bromoform 75-25-2	<0.010 mg/l		<0.010 mg/l		1	
bromomethane 74-83-9	<0.010 mg/l		<0.010 mg/l		1	
carbon tetrachloride 56-23-5	<0.010 mg/l		<0.010 mg/l		1	
chlorobenzene 108-90-7	<0.010 mg/l		<0.010 mg/l		1	
chloroethane 75-00-3	<0.010 mg/l		<0.010 mg/l		1	
chloroform 67-66-3	<0.010 mg/l		<0.010 mg/l		1	
chloromethane 74-87-3	<0.010 mg/l		<0.010 mg/l		1	
dibromochloromethane 124-48-1	<0.010 mg/l		<0.010 mg/l		1	
ethylbenzene 100-41-4	<0.010 mg/l		<0.010 mg/l		1	
toluene 108-88-3	<0.010 mg/l		<0.010 mg/l		1	
vinyl chloride 75-01-4	<0.010 mg/l		<0.010 mg/l		1	
1,3-dichloropropene 10061-01-5	<0.010 mg/l		<0.010 mg/l		1	
trans-1,2-dichloroethene 156-60-5	<0.010 mg/l		<0.010 mg/l		1	
alpha activity 12587-46-1	2.7 pci/l		2.7 pci/l		1	
beta activity 12587-46-1	9.5 pci/l		9.5 pci/l		1	
fecal coliform	630 co/.1L		630 co/.1L		1	
Thallium 7440-28-0	<0.4 mg/l		<0.4 mg/l		1	
Uranium 7440-61-1	0.002 mg/l		0.002 mg/l		1	
Gamma activity	-6.3 pci/l		-6.3 pci/l		1	

Part D- Provide data for the sorm event(s) which resulted in the maximum values for the flow weighted composite sample.

1. Date of Storm Event	2. Duration of Storm (in minutes)	3. Total rainfall during storm event (in inches)	4. Number of hours between beginning of storm measured and end of previous measurable rain event	5. Maximum flow rate during rain event (gallons/min or specify units)	6. Total flow from rain event (gallons or specify units)	7. Season sample was taken	8. Form of Precipitation (rainfall, snowmelt)
1/3/92	435	1.1	128.8	1.7	634	Winter	Rainfall

9. Provide a description of the method of flow measurement or estimate.

An ISCO 3230 Flow meter was used to obtain water level readings. This instrument was calibrated with the normal dry weather flow, if present, as lev. zero. The flow meter was programmed with the characteristics of the conveyance so that flow rates and total flows could be calculated by the meter.

Outfall 62

Parts B and C Continued

Pollutant and CAS Number (if availible)	Maximum Values (include units)		Average Values (include units)		Number of Storm Events Sampled	Sources of Pollutants
	Grab Sample Taken During First 30 Minutes	Flow-weighted Composite	Grab Sample Taken During First 30 Minutes	Flow-weighted Composite		
Barium 7440-39-3	0.0109 mg/l		0.0109 mg/l		1	
methylene chloride 75-09-2	<0.010 mg/l		<0.010 mg/l		1	
tetrachloroethene 127-18-4	<0.010 mg/l		<0.010 mg/l		1	
trichloroethene 79-01-6	<0.010 mg/l		<0.010 mg/l		1	
Xylenes	<0.010 mg/l		<0.010 mg/l		1	
1,2,4-trichlorobenzene 120-82-1	<0.010 mg/l		<0.010 mg/l		1	
1,2-dichlorobenzene 95-50-1	<0.010 mg/l		<0.010 mg/l		1	
1,3-dichlorobenzene 541-73-1	<0.010 mg/l		<0.010 mg/l		1	
1,4-dichlorobenzene 106-46-7	<0.010 mg/l		<0.010 mg/l		1	
2,4-dinitrotoluene 121-14-2	<0.010 mg/l		<0.010 mg/l		1	
2,6-dinitrotoluene 606-20-2	<0.010 mg/l		<0.010 mg/l		1	
2-chloronaphthalene 91-58-7	<0.010 mg/l		<0.010 mg/l		1	
3,3'-dichlorobenzidine 91-94-1	<0.010 mg/l		<0.010 mg/l		1	
4-bromophenylphenyl ether 101-55-3	<0.010 mg/l		<0.010 mg/l		1	
4-chlorophenylphenyl ether 7005-72-3	<0.010 mg/l		<0.010 mg/l		1	
acenaphthene 83-32-9	<0.010 mg/l		<0.010 mg/l		1	
acenaphthylene 208-96-8	<0.010 mg/l		<0.010 mg/l		1	
anthracene 120-12-7	<0.010 mg/l		<0.010 mg/l		1	
benzidine 92-87-5	<0.030 mg/l		<0.030 mg/l		1	
benzo(a)anthracene 56-55-3	<0.010 mg/l		<0.010 mg/l		1	
benzo(a)pyrene 50-32-8	<0.010 mg/l		<0.010 mg/l		1	
benzo(b)fluoranthene 205-99-2	<0.010 mg/l		<0.010 mg/l		1	
benzo(ghi)perylene 191-24-2	<0.010 mg/l		<0.010 mg/l		1	
benzo(k)fluoranthene 207-08-9	<0.010 mg/l		<0.010 mg/l		1	
benzyl butyl phthalate 85-68-7	<0.010 mg/l		<0.010 mg/l		1	
bis(2-chloroethoxy)methane 111-91-1	<0.010 mg/l		<0.010 mg/l		1	
bis(2-chloroethyl)ether 111-44-4	<0.010 mg/l		<0.010 mg/l		1	
bis(2-chloroisopropyl) ether 108-60-1	<0.010 mg/l		<0.010 mg/l		1	
bis(2-ethylhexyl)phthalate 117-81-7	<0.010 mg/l		<0.010 mg/l		1	
chrysene 218-01-9	<0.010 mg/l		<0.010 mg/l		1	
di-n-butyl phthalate 84-74-2	<0.010 mg/l		<0.010 mg/l		1	
di-n-octyl phthalate 117-84-0	<0.010 mg/l		<0.010 mg/l		1	
dibenzo(a,h)anthracene 53-70-3	<0.010 mg/l		<0.010 mg/l		1	
diethyl phthalate 84-66-2	<0.010 mg/l		<0.010 mg/l		1	
dimethyl phthalate 131-11-3	<0.010 mg/l		<0.010 mg/l		1	
fluoranthene 206-44-0	<0.010 mg/l		<0.010 mg/l		1	
fluorene 86-73-7	<0.010 mg/l		<0.010 mg/l		1	
hexachlorobenzene 118-74-1	<0.010 mg/l		<0.010 mg/l		1	
hexachlorobutadiene 87-68-3	<0.010 mg/l		<0.010 mg/l		1	
hexachlorocyclopentadiene 77-47-4	<0.010 mg/l		<0.010 mg/l		1	
hexachloroethane 67-72-1	<0.010 mg/l		<0.010 mg/l		1	
indeno(1,2,3-cd)pyrene 193-39-5	<0.010 mg/l		<0.010 mg/l		1	
isophorone 78-59-1	<0.010 mg/l		<0.010 mg/l		1	
N-nitrosodi-n-propylamine 621-64-7	<0.010 mg/l		<0.010 mg/l		1	
N-nitrosodimethylamine 62-75-9	<0.010 mg/l		<0.010 mg/l		1	
N-nitrosodiphenylamine 86-30-6	<0.010 mg/l		<0.010 mg/l		1	
naphthalene 91-20-3	<0.010 mg/l		<0.010 mg/l		1	
nitrobenzene 98-95-3	<0.010 mg/l		<0.010 mg/l		1	
phenanthrene 85-01-8	<0.010 mg/l		<0.010 mg/l		1	
pyrene 129-00-0	<0.010 mg/l		<0.010 mg/l		1	
2,4,6-trichlorophenol 88-06-2	<0.030 mg/l		<0.030 mg/l		1	
2,4-dichlorophenol 120-83-2	<0.030 mg/l		<0.030 mg/l		1	
2,4-dimethylphenol 105-67-9	<0.030 mg/l		<0.030 mg/l		1	
2,4-dinitrophenol 51-28-5	<0.050 mg/l		<0.050 mg/l		1	

Outfall 62

Parts B and C Continued

Pollutant and CAS Number (if availible)	Maximum Values (include units)		Average Values (include units)		Number of Storm Events Sampled	Sources of Pollutants
	Grab Sample Taken During First 30 Minutes	Flow-weighted Composite	Grab Sample Taken During First 30 Minutes	Flow-weighted Composite		
2-methyl-4,6-dinitrophenol 534-52-1	<0.050 mg/l		<0.050 mg/l		1	
2-nitrophenol 88-75-5	<0.030 mg/l		<0.030 mg/l		1	
4-chloro-3-methyl phenol 59-50-7	<0.030 mg/l		<0.030 mg/l		1	
4-nitrophenol 100-02-7	<0.050 mg/l		<0.050 mg/l		1	
pentachlorophenol 87-86-5	<0.050 mg/l		<0.050mg/l		1	
phenol 108-95-2	<0.030 mg/l		<0.030 mg/l		1	
4,4'--DDD 72-54-8	<0.00001mg/l		<0.00001 mg/l		1	
4,4'--DDE 72-55-9	<0.00001 mg/l		<0.00001 mg/l		1	
4,4'-DDT 50-29-3	<0.00001 mg/l		<0.00001 mg/l		1	
aldrin 309-00-2	<0.00001 mg/l		<0.00001 mg/l		1	
chlordane 57-74-9	<0.00002 mg/l		<0.00002 mg/l		1	
dieldrin 60-57-1	<0.00001 mg/l		<0.00001 mg/l		1	
endosulfan I 959-98-8	<0.00001 mg/l		<0.00001 mg/l		1	
endosulfan II 33213-65-9	<0.00001 mg/l		<0.00001 mg/l		1	
endosulfan sulfate 1031-07-8	<0.00001 mg/l		<0.00001 mg/l		1	
endrin 72-20-8	<0.00005 mg/l		<0.00005 mg/l		1	
endrin aldehyde 7421-93-4	<0.00001 mg/l		<0.00001 mg/l		1	
heptachlor 76-44-8	<0.00001 mg/l		<0.00001 mg/l		1	
heptachlor epoxide 1024-57-3	<0.00001 mg/l		<0.00001 mg/l		1	
toxaphene 8001-35-2	<0.0002 mg/l		<0.0002 mg/l		1	
alpha-BHC 319-84-6	<0.00001 mg/l		<0.00001 mg/l		1	
beta-BHC 319-85-7	0.000027 mg/l		0.000027 mg/l		1	
delta-BHC 319-86-8	<0.00001 mg/l		<0.00001 mg/l		1	
gamma-BHC 58-89-8	<0.00001 mg/l		<0.00001 mg/l		1	
2-chlorophenol 95-57-8	<0.030 mg/l		<0.030 mg/l		1	
Aroclor-1242 53469-21-9	<0.0005 mg/l		<0.0005 mg/l		1	
Aroclor-1254 11097-69-1	<0.0005 mg/l		<0.0005 mg/l		1	
Aroclor-1221 11104-28-2	<0.0005 mg/l		<0.0005 mg/l		1	
Aroclor-1232 11141-16-5	<0.0005 mg/l		<0.0005 mg/l		1	
Aroclor-1248 12672-29-6	<0.0005 mg/l		<0.0005 mg/l		1	
Aroclor-1260 11096-82-5	<0.0005 mg/l		<0.0005 mg/l		1	
Aroclor-1016 12674-11-2	<0.0005 mg/l		<0.0005 mg/l		1	
Cresols	<0.010 mg/l		<0.010 mg/l		1	
Acrolein	<0.010 mg/l		<0.010 mg/l		1	
Acrylonitrile	<0.010 mg/l		<0.010 mg/l		1	
1,2-diphenylhydrazine (azobenzene)	Results pending		Results pending		1	

EPA ID Number (copy from Item 1 of Form1)

Outfall 64

Form Approved OMB No. 2040-0086
Approval expires 5-31-92

VII. Discharge Information (continued from page 3 of Form 2F)

Part A - You must provide the results of at least one analysis for every pollutant in this table. Complete one table for each outfall. See instructions for additional details.

Pollutant and CAS Number (if availible)	Maximum Values (include units)		Average Values (include units)		Number of Storm Events Sampled	Sources of Pollutants
	Grab Sample Taken During First 30 Minutes	Flow-weighted Composite	Grab Sample Taken During First 30 Minutes	Flow-weighted Composite		
Oil and Grease	<2 mg/l		<2 mg/l		1	
Biological Oxygen Demand (BOD5)	8.32 mg/l	6.78 mg/l	8.32 mg/l	6.78 mg/l	1	
Chemical Oxygen Demand (COD)	42 mg/l	25 mg/l	42 mg/l	25 mg/l	1	
Total Suspended Solids (TSS)	9.5 mg/l	25 mg/l	9.5 mg/l	25 mg/l	1	
Total Kjeldahl Nitrogen	0.9 mg/l	0.6 mg/l	0.9 mg/l	0.6 mg/l	1	
Nitrate plus Nitrite Nitrogen	2.0 mg/l	1.4 mg/l	2.0 mg/l	1.4 mg/l	1	
Total Phosphorus	<0.1 mg/l	0.11 mg/l	<0.1 mg/l	0.11 mg/l	1	
pH	Minimum 7.9	Maximum 7.9	Minimum 7.9	Maximum 7.9		

Part B - List each pollutant that is limited in an effluent guideline which the facility is subject to or any pollutant listed in the facility's NPDES permit for its process wastewater (if the facility is operating under an existing NPDES permit). Complete one table for each outfall. See the instructions for additional details and requirements.

Pollutant and CAS Number (if availible)	Maximum Values (include units)		Average Values (include units)		Number of Storm Events Sampled	Sources of Pollutants
	Grab Sample Taken During First 30 Minutes	Flow-weighted Composite	Grab Sample Taken During First 30 Minutes	Flow-weighted Composite		
Antimony 7440-36-0	<0.04 mg/l	<0.04 mg/l	<0.04 mg/l	<0.04 mg/l	1	
Cyanide	<0.002 mg/l		<0.002 mg/l		1	
Mercury 7439-97-6	0.0003 mg/l	0.0004 mg/l	0.0003 mg/l	0.00004 mg/l	1	
Phenols	0.004 mg/l		0.004 mg/l		1	
Selenium 7782-49-2	<0.002 mg/l	<0.002 mg/l	<0.002 mg/l	<0.002 mg/l	1	
Sulfate	21 mg/l	10 mg/l	21 mg/l	10 mg/l	1	
Surfactants	0.44 mg/l	0.10 mg/l	0.44 mg/l	0.10 mg/l	1	
Aluminum 7429-90-5	0.36 mg/l	0.90 mg/l	0.36 mg/l	0.90 mg/l	1	
Arsenic 7440-38-2	<0.04 mg/l	<0.04 mg/l	<0.04 mg/l	<0.04 mg/l	1	
Boron 7440-42-8	0.035 mg/l	0.031 mg/l	0.035 mg/l	0.031 mg/l	1	
Beryllium 7440-41-7	<0.0004 mg/l	<0.0004 mg/l	<0.0004 mg/l	<0.0004 mg/l	1	
Cadmium 7440-43-9	<0.004 mg/l	<0.004 mg/l	<0.004 mg/l	<0.004 mg/l	1	
Calcium 7440-70-2	18.7 mg/l	18.8 mg/l	18.7 mg/l	18.8 mg/l	1	
Chromium 7440-47-3	<0.006 mg/l	<0.006 mg/l	<0.006 mg/l	<0.006 mg/l	1	
Cobalt 7440-48-4	<0.002 mg/l	<0.002 mg/l	<0.002 mg/l	<0.002 mg/l	1	
Copper 7440-50-8	0.009 mg/l	0.012 mg/l	0.009 mg/l	0.012 mg/l	1	
Iron 7439-89-6	0.44 mg/l	1.30 mg/l	0.44 mg/l	1.30 mg/l	1	
Lead 7439-92-1	<0.02 mg/l	<0.02 mg/l	<0.02 mg/l	<0.02 mg/l	1	
Lithium 7439-93-2	<0.02 mg/l	<0.02 mg/l	<0.02 mg/l	<0.02 mg/l	1	
Magnesium 7439-95-4	1.77 mg/l	2.30 mg/l	1.77 mg/l	2.30 mg/l	1	
Manganese 7439-96-5	0.011 mg/l	0.032 mg/l	0.011 mg/l	0.032 mg/l	1	
Molybdenum 7439-98-7	<0.006 mg/l	<0.006 mg/l	<0.006 mg/l	<0.006 mg/l	1	
Nickel 7440-02-0	<0.008 mg/l	<0.008 mg/l	<0.008 mg/l	<0.008 mg/l	1	
Potassium 7440-09-7	1.0 mg/l	1.0 mg/l	1.0 mg/l	1.0 mg/l	1	
Silver 7440-22-4	<0.006 mg/l	<0.006 mg/l	<0.006 mg/l	<0.006 mg/l	1	
Sodium 7440-23-5	1.00 mg/l	0.58 mg/l	1.00 mg/l	0.58 mg/l	1	
Titanium 7440-32-6	<0.01 mg/l	0.02 mg/l	<0.01 mg/l	0.02 mg/l	1	
Zinc 7440-66-6	0.15 mg/l	0.19 mg/l	0.15 mg/l	0.19 mg/l	1	

Continue on Reverse

Continued from front.

Part C- List each pollutant shown in Tables 2F-2, 2F-3, and 2F4 that you know or have reason to believe is present. See the instructions for additional details and requirements. Compl one table for each outfall.

Pollutant and CAS Number (if availible)	Maximum Values (include units)		Average Values (include units)		Number of Storm Events Sampled	Sources of Pollutants
	Grab Sample Taken During First 30 Minutes	Flow-weighted Composite	Grab Sample Taken During First 30 Minutes	Flow-weighted Composite		
1,1,1,-trichloroethane 71-55-6	<0.010 mg/l		<0.010 mg/l		1	
1,1,2,2-tetrachloroethane 79-34-5	<0.010 mg/l		<0.010 mg/l		1	
1,1,2- trichloroethane 79-00-5	<0.010 mg/l		<0.010 mg/l		1	
1,1-dichloroethane 75-34-3	<0.010 mg/l		<0.010 mg/l		1	
1,1-dichloroethylene 75-35-4	<0.010 mg/l		<0.010 mg/l		1	
1,2-dichloroethane 107-06-2	<0.010 mg/l		<0.010 mg/l		1	
1,2-dichloropropane 78-87-5	<0.010 mg/l		<0.010 mg/l		1	
2-chloroethylvinylether 110-75-8	<0.010 mg/l		<0.010 mg/l		1	
benzene 71-43-2	<0.010 mg/l		<0.010 mg/l		1	
bromodichloromethane 75-27-4	<0.010 mg/l		<0.010 mg/l		1	
bromoform 75-25-2	<0.010 mg/l		<0.010 mg/l		1	
bromomethane 74-83-9	<0.010 mg/l		<0.010 mg/l		1	
carbon tetrachloride 56-23-5	<0.010 mg/l		<0.010 mg/l		1	
chlorobenzene 108-90-7	<0.010 mg/l		<0.010 mg/l		1	
chloroethane 75-00-3	<0.010 mg/l		<0.010 mg/l		1	
chloroform 67-66-3	<0.010 mg/l		<0.010 mg/l		1	
chloromethane 74-87-3	<0.010 mg/l		<0.010 mg/l		1	
dibromochloromethane 124-48-1	<0.010 mg/l		<0.010 mg/l		1	
ethylbenzene 100-41-4	<0.010 mg/l		<0.010 mg/l		1	
toluene 108-88-3	<0.010 mg/l		<0.010 mg/l		1	
vinyl chloride 75-01-4	<0.010 mg/l		<0.010 mg/l		1	
1,3-dichloropropene 10061-01-5	<0.010 mg/l		<0.010 mg/l		1	
trans-1,2-dichloroethene 156-60-5	<0.010 mg/l		<0.010 mg/l		1	
alpha activity 12587-46-1	7.2 pci/l	5.0 pci/l	7.2 pci/l	5.0 pci/l	1	
beta activity 12587-46-1	13 pci/l	7.4 pci/l	13 pci/l	7.4 pci/l	1	
fecal coliform	217 co/.1L	162 co/.1L	2.17 co/.1L	162 co/.1L	1	
Thallium 7440-28-0	<0.03 mg/l	<0.03 mg/l	<0.03 mg/l	<0.03 mg/l	1	
Uranium 7440-61-1	0:001 mg/l	0.001 mg/l	0.001 mg/l	0.001 mg/l	1	
Gamma activity	32 pci/l	39 pci/l	32 pci/l	39 pci/l	1	

Part D- Provide data for the sorm event(s) which resulted in the maximum values for the flow weighted composite sample.

1. Date of Storm Event	2. Duration of Storm (in minutes)	3. Total rainfall during storm event (in inches)	4. Number of hours between beginning of storm measured and end of previous measurable rain event	5. Maximum flow rate during rain event (gallons/min or specify units)	6. Total flow from rain event (gallons or specify units)	7. Season sample was taken	8. Form of Precipitation (rainfall, snowmelt)
12/13/91	250	0.25	88.2	90	8,100	Fall	Rainfall

9. Provide a description of the method of flow measurement or estimate.

An ISCO 3230 Flow meter was used to obtain water level readings. This instrument was calibrated with the normal dry weather flow, if present, as level zero. The flow meter was programmed with the characteristics of the conveyance so that flow rates and total flows could be calculated by the meter.

Outfall 64

Parts B and C Continued

Pollutant and CAS Number (if availible)	Maximum Values (include units)		Average Values (include units)		Number of Storm Events Sampled	Sources of Pollutants
	Grab Sample Taken During First 30 Minutes	Flow-weighted Composite	Grab Sample Taken During First 30 Minutes	Flow-weighted Composite		
Barium 7440-39-3	0.0325 mg/l	0.0327 mg/l	0.0325 mg/l	0.0327 mg/l	1	
methylene chloride 75-09-2	<0.010 mg/l		<0.010 mg/l		1	
tetrachloroethene 127-18-4	<0.010 mg/l		<0.010 mg/l		1	
trichloroethene 79-01-6	<0.010 mg/l		<0.010 mg/l		1	
Xylenes	<0.010 mg/l		<0.010 mg/l		1	
1,2,4-trichlorobenzene 120-82-1	<0.010 mg/l	<0.010 mg/l	<0.010 mg/l	<0.010 mg/l	1	
1,2-dichlorobenzene 95-50-1	<0.010 mg/l	<0.010mg/l	<0.010 mg/l	<0.010 mg/l	1	
1,3-dichlorobenzene 541-73-1	<0.010 mg/l	<0.010 mg/l	<0.010 mg/l	<0.010 mg/l	1	
1,4-dichlorobenzene 106-46-7	<0.010 mg/l	<0.010mg/l	<0.010 mg/l	<0.010 mg/l	1	
2,4-dinitrotoluene 121-14-2	<0.010 mg/l	<0.010 mg/l	<0.010 mg/l	<0.010 mg/l	1	
2,6-dinitrotoluene 606-20-2	<0.010 mg/l	<0.010 mg/l	<0.010 mg/l	<0.010 mg/l	1	
2-chloronaphthalene 91-58-7	<0.010 mg/l	<0.010 mg/l	<0.010 mg/l	<0.010 mg/l	1	
3,3'-dichlorobenzidine 91-94-1	<0.020 mg/l	<0.020 mg/l	<0.020 mg/l	<0.020 mg/l	1	
4-bromophenylphenyl ether 101-55-3	<0.010 mg/l	<0.010mg/l	<0.010 mg/l	<0.010 mg/l	1	
4-chlorophenylphenyl ether 7005-72-3	<0.010 mg/l	<0.010 mg/l	<0.010 mg/l	<0.010 mg/l	1	
acenaphthene 83-32-9	<0.010 mg/l	<0.010 mg/l	<0.010 mg/l	<0.010 mg/l	1	
acenaphthylene 208-96-8	<0.010 mg/l	<0.010 mg/l	<0.010 mg/l	<0.010 mg/l	1	
anthracene 120-12-7	<0.010 mg/l	<0.010 mg/l	<0.010 mg/l	<0.010 mg/l	1	
benzidine 92-87-5	<0.050 mg/l	<0.050 mg/l	<0.050 mg/l	<0.050 mg/l	1	
benzo(a)anthracene 56-55-3	<0.010 mg/l	<0.010 mg/l	<0.010 mg/l	<0.010 mg/l	1	
benzo(a)pyrene 50-32-8	<0.010 mg/l	<0.010 mg/l	<0.010 mg/l	<0.010 mg/l	1	
benzo(b)fluoranthene 205-99-2	<0.010 mg/l	<0.010 mg/l	<0.010 mg/l	<0.010 mg/l	1	
benzo(ghi)perylene 191-24-2	<0.010 mg/l	<0.010 mg/l	<0.010 mg/l	<0.010 mg/l	1	
benzo(k)fluoranthene 207-08-9	<0.010 mg/l	<0.010 mg/l	<0.010 mg/l	<0.010 mg/l	1	
benzyl butyl phthalate 85-68-7	<0.010 ug/l	<0.010 mg/l	<0.010 mg/l	<0.010 mg/l	1	
bis(2-chloroethoxy)methane 111-91-1	<0.010 mg/l	<0.010 mg/l	<0.010 mg/l	<0.010 mg/l	1	
bis(2-chloroethyl)ether 111-44-4	<0.010 mg/l	<0.010 mg/l	<0.010 mg/l	<0.010 mg/l	1	
bis(2-chloroisopropyl) ether 108-60-1	<0.010 mg/l	<0.010 mg/l	<0.010 mg/l	<0.010 mg/l	1	
bis(2-ethylhexyl)phthalate 117-81-7	<0.010 mg/l	<0.010mg/l	<0.010 mg/l	<0.010 mg/l	1	
chrysene 218-01-9	<0.010 mg/l	<0.010 mg/l	<0.010 mg/l	<0.010 mg/l	1	
di-n-butyl phthalate 84-74-2	<0.010 mg/l	<0.010 mg/l	<0.010 mg/l	<0.010 mg/l	1	
di-n-octyl phthalate 117-84-0	<0.010 mg/l	<0.010 mg/l	<0.010 mg/l	<0.010 mg/l	1	
dibenzo(a,h)anthracene 53-70-3	<0.010 mg/l	<0.010 mg/l	<0.010 mg/l	<0.010 mg/l	1	
diethyl phthalate 84-66-2	<0.010 mg/l	<0.010 mg/l	<0.010 mg/l	<0.010 mg/l	1	
dimethyl phthalate 131-11-3	<0.010 mg/l	<0.010 mg/l	<0.010 mg/l	<0.010 mg/l	1	
fluoranthene 206-44-0	<0.010 mg/l	<0.010 mg/l	<0.010 mg/l	<0.010 mg/l	1	
fluorene 86-73-7	<0.010 mg/l	<0.010 mg/l	<0.010 mg/l	<0.010 mg/l	1	
hexachlorobenzene 118-74-1	<0.010 mg/l	<0.010 mg/l	<0.010 mg/l	<0.010 mg/l	1	
hexachlorobutadiene 87-68-3	<0.010 mg/l	<0.010 mg/l	<0.010 mg/l	<0.010 mg/l	1	
hexachlorocyclopentadiene 77-47-4	<0.010 mg/l	<0.010 mg/l	<0.010 mg/l	<0.010 mg/l	1	
hexachloroethane 67-72-1	<0.010 mg/l	<0.010 mg/l	<0.010 mg/l	<0.010 mg/l	1	
indeno(1,2,3-cd)pyrene 193-39-5	<0.010 mg/l	<0.010 mg/l	<0.010 mg/l	<0.010 mg/l	1	
isophorone 78-59-1	<0.010 mg/l	<0.010 mg/l	<0.010 mg/l	<0.010 mg/l	1	
N-nitrosodi-n-propylamine 621-64-7	<0.010 mg/l	<0.010 mg/l	<0.010 mg/l	<0.010 mg/l	1	
N-nitrosodimethylamine 62-75-9	<0.010 mg/l	<0.010 mg/l	<0.010 mg/l	<0.010 mg/l	1	
N-nitrosodiphenylamine 86-30-6	<0.010 mg/l	<0.010 mg/l	<0.010 mg/l	<0.010 mg/l	1	
naphthalene 91-20-3	<0.010 mg/l	<0.010 mg/l	<0.010 mg/l	<0.010 mg/l	1	
nitrobenzene 98-95-3	<0.010 mg/l	<0.010 mg/l	<0.010 mg/l	<0.010 mg/l	1	
phenanthrene 85-01-8	<0.010 mg/l	<0.010 mg/l	<0.010 mg/l	<0.010 mg/l	1	
pyrene 129-00-0	<0.010 mg/l	<0.010 mg/l	<0.010 mg/l	<0.010 mg/l	1	
2,4,6-trichlorophenol 88-06-2	<0.030 mg/l	<0.030 mg/l	<0.030 mg/l	<0.030 mg/l	1	
2,4-dichlorophenol 120-83-2	<0.030 mg/l	<0.030 mg/l	<0.030 mg/l	<0.030 mg/l	1	
2,4-dimethylphenol 105-67-9	<0.030 mg/l	<0.030 mg/l	<0.030 mg/l	<0.030 mg/l	1	
2,4-dinitrophenol 51-28-5	<0.050 mg/l	<0.050 mg/l	<0.050 mg/l	<0.050 mg/l	1	

Outfall 64

Parts B and C Continued

Pollutant and CAS Number (if availible)	Maximum Values (include units)		Average Values (include units)		Number of Storm Events Sampled	Sources of Pollutants
	Grab Sample Taken During First 30 Minutes	Flow-weighted Composite	Grab Sample Taken During First 30 Minutes	Flow-weighted Composite		
2-methyl-4,6-dinitrophenol 534-52-1	<0.050 mg/l	<0.050 mg/l	<0.050 mg/l	<0.050 mg/l	1	
2-nitrophenol 88-75-5	<0.030 mg/l	<0.030 mg/l	<0.030 mg/l	<0.030 mg/l	1	
4-chloro-3-methyl phenol 59-50-7	<0.030 mg/l	<0.030 mg/l	<0.030 mg/l	<0.030 mg/l	1	
4-nitrophenol 100-02-7	<0.050 mg/l	<0.050 mg/l	<0.050 mg/l	<0.050 mg/l	1	
pentachlorophenol 87-86-5	<0.050 mg/l	<0.050 mg/l	<0.050 mg/l	<0.050 mg/l	1	
phenol 108-95-2	<0.030 mg/l	<0.030 mg/l	<0.030 mg/l	<0.030 mg/l	1	
4,4'--DDD 72-54-8	<0.00001mg/l	<0.00001 mg/l	<0.00001 mg/l	<0.00001 mg/l	1	
4,4'--DDE 72-55-9	<0.00001 mg/l	<0.00001 mg/l	<0.00001 mg/l	<0.00001 mg/l	1	
4,4'-DDT 50-29-3	<0.00001 mg/l	<0.00001 mg/l	<0.00001 mg/l	<0.00001 mg/l	1	
aldrin 309-00-2	<0.00001 mg/l	<0.00001 mg/l	<0.00001 mg/l	<0.00001 mg/l	1	
chlordane 57-74-9	<0.00002 mg/l	<0.00002 mg/l	<0.00002 mg/l	<0.00002 mg/l	1	
dieldrin 60-57-1	0.000011 mg/l	<0.00001 mg/l	0.000011 mg/l	<0.00001 mg/l	1	
endosulfan I 959-98-8	<0.00001 mg/l	<0.00001 mg/l	<0.00001 mg/l	<0.00001 mg/l	1	
endosulfan II 33213-65-9	<0.00001 mg/l	<0.00001 mg/l	<0.00001 mg/l	<0.00001 mg/l	1	
endosulfan sulfate 1031-07-8	<0.00001 mg/l	0.000012 mg/l	<0.00001 mg/l	0.000012 mg/l	1	
endrin 72-20-8	<0.00005 mg/l	<0.00005 mg/l	<0.0005 mg/l	<0.0005 mg/l	1	
endrin aldehyde 7421-93-4	<0.00001 mg/l	<0.00001 mg/l	<0.00001 mg/l	<0.00001 mg/l	1	
heptachlor 76-44-8	<0.00001 mg/l	<0.00001mg/l	<0.00001 mg/l	<0.00001 mg/l	1	
heptachlor epoxide 1024-57-3	<0.00001 mg/l	<0.00001 mg/l	<0.00001 mg/l	<0.00001 mg/l	1	
toxaphene 8001-35-2	<0.0002 mg/l	<0.0002 mg/l	<0.0002 mg/l	<0.0002 mg/l	1	
alpha-BHC 319-84-6	<0.00001 mg/l	<0.00001mg/l	<0.00001 mg/l	<0.00001 mg/l	1	
beta-BHC 319-85-7	0.000016 mg/l	<0.00001 mg/l	0.000016 mg/l	<0.00001 mg/l	1	
delta-BHC 319-86-8	<0.00001 mg/l	<0.00001 mg/l	<0.00001 mg/l	<0.00001 mg/l	1	
gamma-BHC 58-89-8	<0.00001 mg/l	<0.00001 mg/l	<0.00001 mg/l	<0.00001 mg/l	1	
2-chlorophenol 95-57-8	<0.030 mg/l	<0.030 mg/l	<0.030 mg/l	<0.030 mg/l	1	
Aroclor-1242 53469-21-9	<0.0005 mg/l	<0.0005 mg/l	<0.0005 mg/l	<0.0005 mg/l	1	
Aroclor-1254 11097-69-1	<0.0005 mg/l	<0.0005 mg/l	<0.0005 mg/l	<0.0005 mg/l	1	
Aroclor-1221 11104-28-2	<0.0005 mg/l	<0.0005 mg/l	<0.0005 mg/l	<0.0005 mg/l	1	
Aroclor-1232 11141-16-5	<0.0005 mg/l	<0.0005 mg/l	<0.0005 mg/l	<0.0005 mg/l	1	
Aroclor-1248 12672-29-6	<0.0005 mg/l	<0.0005 mg/l	<0.0005 mg/l	<0.0005 mg/l	1	
Aroclor-1260 11096-82-5	<0.0005 mg/l	<0.0005 mg/l	<0.0005 mg/l	<0.0005 mg/l	1	
Aroclor-1016 12674-11-2	<0.0005 mg/l	<0.0005 mg/l	<0.0005 mg/l	<0.0005 mg/l	1	
Cresols	<0.010 mg/l	<0.010 mg/l	<0.010 mg/l	<0.010 mg/l	1	
Acrolein	<0.010 mg/l	<0.010 mg/l	<0.010 mg/l	<0.010 mg/l	1	
Acrylonitrile	<0.010 mg/l	<0.010 mg/l	<0.010 mg/l	<0.010 mg/l	1	
1,2-diphenylhydrazine (azobenzene)	Results pending	Results pending	Results pending	Results pending	1	

EPA ID Number (copy from Item 1 of Form1)

Outfall 67

Form Approved OMB No. 2040-0086
Approval expires 5-31-92

VII. Discharge Information (continued from page 3 of Form 2F)

Part A - You must provide the results of at least one analysis for every pollutant in this table. Complete one table for each outfall. See instructions for additional details.

Pollutant and CAS Number (if available)	Maximum Values (include units)		Average Values (include units)		Number of Storm Events Sampled	Sources of Pollutants
	Grab Sample Taken During First 30 Minutes	Flow-weighted Composite	Grab Sample Taken During First 30 Minutes	Flow-weighted Composite		
Oil and Grease	2 mg/l		2 mg/l		1	
Biological Oxygen Demand (BOD5)	<5 mg/l	<5 mg/l	<5 mg/l	<5 mg/l	1	
Chemical Oxygen Demand (COD)	25 mg/l	22 mg/l	25 mg/l	22 mg/l	1	
Total Suspended Solids (TSS)	20 mg/l	35 mg/l	20 mg/l	35 mg/l	1	
Total Kjeldahl Nitrogen	0.8 mg/l	0.3 mg/l	0.8 mg/l	0.3 mg/l	1	
Nitrate plus Nitrite Nitrogen	0.2 mg/l	0.28 mg/l	0.2 mg/l	0.28 mg/l	1	
Total Phosphorus	0.11 mg/l	0.14 mg/l	0.11 mg/l	0.14 mg/l	1	
pH	Minimum 7.9	Maximum 7.9	Minimum 7.9	Maximum 7.9		

Part B - List each pollutant that is limited in an effluent guideline which the facility is subject to or any pollutant listed in the facility's NPDES permit for its process wastewater (if the facility is operating under an existing NPDES permit). Complete one table for each outfall. See the instructions for additional details and requirements.

Pollutant and CAS Number (if available)	Maximum Values (include units)		Average Values (include units)		Number of Storm Events Sampled	Sources of Pollutants
	Grab Sample Taken During First 30 Minutes	Flow-weighted Composite	Grab Sample Taken During First 30 Minutes	Flow-weighted Composite		
Antimony 7440-36-0	<0.04 mg/l	<0.04 mg/l	<0.04 mg/l	<0.04 mg/l	1	
Cyanide	<0.002 mg/l		<0.002 mg/l		1	
Mercury 7439-97-6	<0.0002 mg/l	<0.0002 mg/l	<0.0002 mg/l	<0.0002 mg/l	1	
Phenols	0.005 mg/l		0.005 mg/l		1	
Selenium 7782-49-2	<0.002 mg/l	<0.002 mg/l	<0.002 mg/l	<0.002 mg/l	1	
Sulfate	<10 mg/l	<10 mg/l	<10 mg/l	<10 mg/l	1	
Surfactants	0.05 mg/l	<0.05 mg/l	0.05 mg/l	<0.05 mg/l	1	
Aluminum 7429-90-5	0.50 mg/l	0.90 mg/l	0.50 mg/l	0.90 mg/l	1	
Arsenic 7440-38-2	<0.04 mg/l	<0.04 mg/l	<0.04 mg/l	<0.04 mg/l	1	
Boron 7440-42-8	0.015 mg/l	0.030 mg/l	0.015 mg/l	0.030 mg/l	1	
Beryllium 7440-41-7	<0.0004mg/l	<0.0004mg/l	<0.0004mg/l	<0.0004mg/l	1	
Cadmium 7440-43-9	<0.004 mg/l	<0.004 mg/l	<0.004 mg/l	<0.004 mg/l	1	
Calcium 7440-70-2	17.4 mg/l	18.7 mg/l	17.4 mg/l	18.7 mg/l	1	
Chromium 7440-47-3	<0.006 mg/l	<0.006 mg/l	<0.006 mg/l	<0.006 mg/l	1	
Cobalt 7440-48-4	<0.002 mg/l	<0.002 mg/l	<0.002 mg/l	<0.002 mg/l	1	
Copper 7440-50-8	0.018 mg/l	0.017 mg/l	0.018 mg/l	0.017 mg/l	1	
Iron 7439-89-6	0.64 mg/l	1.16 mg/l	0.64 mg/l	1.16 mg/l	1	
Lead 7439-92-1	<0.02 mg/l	<0.02 mg/l	<0.02 mg/l	<0.02 mg/l	1	
Lithium 7439-93-2	<0.02 mg/l	<0.02 mg/l	<0.02 mg/l	<0.02 mg/l	1	
Magnesium 7439-95-4	2.26 mg/l	2.72 mg/l	2.26 mg/l	2.72 mg/l	1	
Manganese 7439-96-5	0.041 mg/l	0.065 mg/l	0.041 mg/l	0.065 mg/l	1	
Molybdenum 7439-98-7	<0.006 mg/l	<0.006 mg/l	<0.006 mg/l	<0.006 mg/l	1	
Nickel 7440-02-0	<0.008 mg/l	<0.008 mg/l	<0.008 mg/l	<0.008 mg/l	1	
Potassium 7440-09-7	1.4 mg/l	1.6 mg/l	1.4 mg/l	1.6 mg/l	1	
Silver 7440-22-4	<0.006 mg/l	<0.006 mg/l	<0.006 mg/l	<0.006 mg/l	1	
Sodium 7440-23-5	1.11 mg/l	1.45 mg/l	1.11 mg/l	1.45 mg/l	1	
Titanium 7440-32-6	<0.01 mg/l	0.01 mg/l	<0.01 mg/l	0.01 mg/l	1	
Zinc 7440-66-6	0.14 mg/l	0.23 mg/l	0.14 mg/l	0.23 mg/l	1	

Continue on Reverse

Continued from front.

Part C- List each pollutant shown in Tables 2F-2, 2F-3, and 2F4 that you know or have reason to believe is present. See the instructions for additional details .. equirements. Comp. one table for each outfall.

Pollutant and CAS Number (if availible)	Maximum Values (include units)		Average Values (include units)		Number of Storm Events Sampled	. urces of Pollutants
	Grab Sample Taken During First 30 Minutes	Flow-weighted Composite	Grab Sample Taken During First 30 Minutes	Flow-weighted Composite		
1,1,1,-trichloroethane 71-55-6	<0.010 mg/l		<0.010 mg/l		1	
1,1,2,2-tetrachloroethane 79-34-5	<0.010 mg/l		<0.010 mg/l		1	
1,1,2- trichloroethane 79-00-5	<0.010 mg/l		<0.010 mg/l		1	
1,1-dichloroethane 75-34-3	<0.010 mg/l		<0.010 mg/l		1	
1,1-dichloroethylene 75-35-4	<0.010 mg/l		<0.010 mg/l		1	
1,2-dichloroethane 107-06-2	<0.010 mg/l		<0.010 mg/l		1	
1,2-dichloropropane 78-87-5	<0.010 mg/l		<0.010 mg/l		1	
2-chloroethylvinylether 110-75-8	<0.010 mg/l		<0.010 mg/l		1	
benzene 71-43-2	<0.010 mg/l		<0.010 mg/l		1	
bromodichloromethane 75-27-4	<0.010 mg/l		<0.010 mg/l		1	
bromoform 75-25-2	<0.010 mg/l		<0.010 mg/l		1	
bromomethane 74-83-9	<0.010 mg/l		<0.010 mg/l		1	
carbon tetrachloride 56-23-5	<0.010 mg/l		<0.010 mg/l		1	
chlorobenzene 108-90-7	<0.010 mg/l		<0.010 mg/l		1	
chloroethane 75-00-3	<0.010 mg/l		<0.010 mg/l		1	
chloroform 67-66-3	<0.010 mg/l		<0.010 mg/l		1	
chloromethane 74-87-3	<0.010 mg/l		<0.010 mg/l		1	
dibromochloromethane 124-48-1	<0.010 mg/l		<0.010 mg/l		1	
ethylbenzene 100-41-4	<0.010 mg/l		<0.010 mg/l		1	
toluene 108-88-3	<0.010 mg/l		<0.010 mg/l		1	
vinyl chloride 75-01-4	<0.010 mg/l		<0.010 mg/l		1	
1,3-dichloropropene 10061-01-5	<0.010 mg/l		<0.010 mg/l		1	
trans-1,2-dichloroethene 156-60-5	<0.010 mg/l		<0.010 mg/l		1	
alpha activity 12587-46-1	1.9 pci/l	4.1 pci/l	1.9 pci/l	4.1 pci/l	1	
beta activity 12587-46-1	15 pci/l	6.5 pci/l	15 pci/l	6.5 pci/l	1	
fecal coliform	4,500 co/.1L	320 co/.1L	4,500 co/.1L	320 co/.1L	1	
Thallium 7440-28-0	<0.005 mg/l	<0.005 mg/l	<0.005 mg/l	<0.005 mg/l	1	
Uranium 7440-61-1	0.001 mg/l	0.001 mg/l	0.001 mg/l	0.001 mg/l	1	
Gamma activity	7.4 pci/l	3.5 pci/l	7.4 pci/l	3.5 pci/l	1	

Part D- Provide data for the sorm event(s) which resulted in the maximum values for the flow weighted composite sample.

1. Date of Storm Event	2. Duration of Storm (in minutes)	3. Total rainfall during storm event (in inches)	4. Number of hours between beginning of storm measured and end of previous measurable rain event	5. Maximum flow rate during rain event (gallons/min or specify units)	6. Total flow from rain event (gallons or specify units)	7. Season sample was taken	8. Form of Precipitation (rainfall, snowmelt)
8/26/91	410	1.2	160.2	5,309	888,663	Summer	Rainfall

9. Provide a description of the method of flow measurement or estimate.

An ISCO 3230 Flow meter was used to obtain water level readings. This instrument was calibrated with the normal dry weather flow, if present, as leve zero. The flow meter was programmed with the characteristics of the conveyance so that flow rates and total flows could be calculated by the meter.

Outfall 67

Parts B and C Continued

Pollutant and CAS Number (if availible)	Maximum Values (include units)		Average Values (include units)		Number of Storm Events Sampled	Sources of Pollutants
	Grab Sample Taken During First 30 Minutes	Flow-weighted Composite	Grab Sample Taken During First 30 Minutes	Flow-weighted Composite		
Barium 7440-39-3	0.0198 mg/l	0.0237 mg/l	0.0198 mg/l	0.0237 mg/l	1	
methylene chloride 75-09-2	<0.010 mg/l		<0.010 mg/l		1	
tetrachloroethene 127-18-4	<0.010 mg/l		<0.010 mg/l		1	
trichloroethene 79-01-6	<0.010 mg/l		<0.010 mg/l		1	
Xylene	<0.010 mg/l		<0.010 mg/l		1	
1,2,4-trichlorobenzene 120-82-1	<0.010 mg/l	<0.010 mg/l	<0.010 mg/l	<0.010 mg/l	1	
1,2-dichlorobenzene 95-50-1	<0.010 mg/l	<0.010 mg/l	<0.010 mg/l	<0.010 mg/l	1	
1,3-dichlorobenzene 541-73-1	<0.010 mg/l	<0.010 mg/l	<0.010 mg/l	<0.010 mg/l	1	
1,4-dichlorobenzene 106-46-7	<0.010 mg/l	<0.010 mg/l	<0.010 mg/l	<0.010 mg/l	1	
2,4-dinitrotoluene 121-14-2	<0.010 mg/l	<0.010 mg/l	<0.010 mg/l	<0.010 mg/l	1	
2,6-dinitrotoluene 606-20-2	<0.010 mg/l	<0.010 mg/l	<0.010 mg/l	<0.010 mg/l	1	
2-chloronaphthalene 91-58-7	<0.010 mg/l	<0.010 mg/l	<0.010 mg/l	<0.010 mg/l	1	
3,3'-dichlorobenzidine 91-94-1	<0.010 mg/l	<0.010 mg/l	<0.010 mg/l	<0.010 mg/l	1	
4-bromophenylphenyl ether 101-55-3	<0.010 mg/l	<0.010 mg/l	<0.010 mg/l	<0.010 mg/l	1	
4-chlorophenylphenyl ether 7005-72-3	<0.010 mg/l	<0.010 mg/l	<0.010 mg/l	<0.010 mg/l	1	
acenaphthene 83-32-9	<0.010 mg/l	<0.010 mg/l	<0.010 mg/l	<0.010 mg/l	1	
acenaphthylene 208-96-8	<0.010 mg/l	<0.010 mg/l	<0.010 mg/l	<0.010 mg/l	1	
anthracene 120-12-7	<0.010 mg/l	<0.010 mg/l	<0.010 mg/l	<0.010 mg/l	1	
benzidine 92-87-5	<0.030 mg/l	<0.030 mg/l	<0.030 mg/l	<0.030 mg/l	1	
benzo(a)anthracene 56-55-3	<0.010 mg/l	<0.010 mg/l	<0.010 mg/l	<0.010 mg/l	1	
benzo(a)pyrene 50-32-8	<0.010 mg/l	<0.010 mg/l	<0.010 mg/l	<0.010 mg/l	1	
benzo(b)fluoranthene 205-99-2	<0.010 mg/l	<0.010 mg/l	<0.010 mg/l	<0.010 mg/l	1	
benzo(ghi)perylene 191-24-2	<0.010 mg/l	<0.010 mg/l	<0.010 mg/l	<0.010 mg/l	1	
benzo(k)fluoranthene 207-08-9	<0.010 mg/l	<0.010 mg/l	<0.010 mg/l	<0.010 mg/l	1	
benzyl butyl phthalate 85-68-7	<0.010 mg/l	<0.010 mg/l	<0.010 mg/l	<0.010 mg/l	1	
bis(2-chloroethoxy)methane 111-91-1	<0.010 mg/l	<0.010 mg/l	<0.010 mg/l	<0.010 mg/l	1	
bis(2-chloroethyl)ether 111-44-4	<0.010 mg/l	<0.010 mg/l	<0.010 mg/l	<0.010 mg/l	1	
bis(2-chloroisopropyl) ether 108-60-1	<0.010 mg/l	<0.010 mg/l	<0.010 mg/l	<0.010 mg/l	1	
bis(2-ethylhexyl)phthalate 117-81-7	<0.010 mg/l	<0.010 mg/l	<0.010 mg/l	<0.010 mg/l	1	
chrysene 218-01-9	<0.010 mg/l	<0.010 mg/l	<0.010 mg/l	<0.010 mg/l	1	
di-n-butyl phthalate 84-74-2	<0.010 mg/l	<0.010 mg/l	<0.010 mg/l	<0.010 mg/l	1	
di-n-octyl phthalate 117-84-0	<0.010 mg/l	<0.010 mg/l	<0.010 mg/l	<0.010 mg/l	1	
dibenzo(a,h)anthracene 53-70-3	<0.010 mg/l	<0.010 mg/l	<0.010 mg/l	<0.010 mg/l	1	
diethyl phthalate 84-66-2	<0.010 mg/l	<0.010 mg/l	<0.010 mg/l	<0.010 mg/l	1	
dimethyl phthalate 131-11-3	<0.010 mg/l	<0.010 mg/l	<0.010 mg/l	<0.010 mg/l	1	
fluoranthene 206-44-0	<0.010 mg/l	<0.010 mg/l	<0.010 mg/l	<0.010 mg/l	1	
fluorene 86-73-7	<0.010 mg/l	<0.010 mg/l	<0.010 mg/l	<0.010 mg/l	1	
hexachlorobenzene 118-74-1	<0.010 mg/l	<0.010 mg/l	<0.010 mg/l	<0.010 mg/l	1	
hexachlorobutadiene 87-68-3	<0.010 mg/l	<0.010 mg/l	<0.010 mg/l	<0.010 mg/l	1	
hexachlorocyclopentadiene 77-47-4	<0.010 mg/l	<0.010 mg/l	<0.010 mg/l	<0.010 mg/l	1	
hexachloroethane 67-72-1	<0.010 mg/l	<0.010 mg/l	<0.010 mg/l	<0.010 mg/l	1	
indeno(1,2,3-cd)pyrene 193-39-5	<0.010 mg/l	<0.010 mg/l	<0.010 mg/l	<0.010 mg/l	1	
isophorone 78-59-1	<0.010 mg/l	<0.010 mg/l	<0.010 mg/l	<0.010 mg/l	1	
N-nitrosodi-n-propylamine 621-64-7	<0.010 mg/l	<0.010 mg/l	<0.010 mg/l	<0.010 mg/l	1	
N-nitrosodimethylamine 62-75-9	<0.010 mg/l	<0.010 mg/l	<0.010 mg/l	<0.010 mg/l	1	
N-nitrosodiphenylamine 86-30-6	<0.010 mg/l	<0.010 mg/l	<0.010 mg/l	<0.010 mg/l	1	
naphthalene 91-20-3	<0.010 mg/l	<0.010 mg/l	<0.010 mg/l	<0.010 mg/l	1	
nitrobenzene 98-95-3	<0.010 mg/l	<0.010 mg/l	<0.010 mg/l	<0.010 mg/l	1	
phenanthrene 85-01-8	<0.010 mg/l	<0.010 mg/l	<0.010 mg/l	<0.010 mg/l	1	
pyrene 129-00-0	<0.010 mg/l	<0.010 mg/l	<0.010 mg/l	<0.010 mg/l	1	
2,4,6-trichlorophenol 88-06-2	<0.030 mg/l	<0.030 mg/l	<0.030 mg/l	<0.030 mg/l	1	
2,4-dichlorophenol 120-83-2	<0.030 mg/l	<0.030 mg/l	<0.030 mg/l	<0.030 mg/l	1	
2,4-dimethylphenol 105-67-9	<0.030 mg/l	<0.030 mg/l	<0.030 mg/l	<0.030 mg/l	1	
2,4-dinitrophenol 51-28-5	<0.030 mg/l	<0.030 mg/l	<0.030 mg/l	<0.030 mg/l	1	
2-chlorophenol 95-57-8	<0.030 mg/l	<0.030 mg/l	<0.030 mg/l	<0.030 mg/l	1	

Outfall 67

Parts B and C Continued

Pollutant and CAS Number (if available)	Maximum Values (include units)		Average Values (include units)		Number of Storm Events Sampled	Sources of Pollutants
	Grab Sample Taken During First 30 Minutes	Flow-weighted Composite	Grab Sample Taken During First 30 Minutes	Flow-weighted Composite		
2-methyl-4,6-dinitrophenol 534-52-1	<0.030 mg/l	<0.030 mg/l	<0.030 mg/l	<0.030 mg/l	1	
2-nitrophenol 88-75-5	<0.030 mg/l	<0.030 mg/l	<0.030 mg/l	<0.030 mg/l	1	
4-chloro-3-methyl phenol 59-50-7	<0.030 mg/l	<0.030 mg/l	<0.030 mg/l	<0.030 mg/l	1	
4-nitrophenol 100-02-7	<0.030 mg/l	<0.030 mg/l	<0.030 mg/l	<0.030 mg/l	1	
pentachlorophenol 87-86-5	<0.030 mg/l	<0.030 mg/l	<0.030 mg/l	<0.030 mg/l	1	
phenol 108-95-2	<0.030 mg/l	<0.030 mg/l	<0.030 mg/l	<0.030 mg/l	1	
4,4'-DDD 72-54-8	<0.000004 mg/l	<0.000004mg/l	<0.000004 mg/l	<0.000004 mg/l	1	
4,4'-DDE 72-55-9	<0.000004 mg/l	<0.000004mg/l	<0.000004 mg/l	<0.000004 mg/l	1	
4,4'-DDT 50-29-3	<0.000004 mg/l	<0.000004mg/l	<0.000004 mg/l	<0.000004 mg/l	1	
aldrin 309-00-2	<0.000004 mg/l	<0.000004mg/l	<0.000004 mg/l	<0.000004 mg/l	1	
chlordane 57-74-9	<0.00002 mg/l	<0.00002 mg/l	<0.00002 mg/l	<0.00002 mg/l	1	
dieldrin 60-57-1	<0.000004 mg/l	0.000046 mg/l	<0.000004 mg/l	0.000046 mg/l	1	
endosulfan I 959-98-8	<0.000004 mg/l	<0.000004mg/l	<0.000004 mg/l	<0.000004 mg/l	1	
endosulfan II 33213-65-9	<0.000004 mg/l	<0.000004mg/l	<0.000004 mg/l	<0.000004 mg/l	1	
endosulfan sulfate 1031-07-8	<0.000004 mg/l	<0.000004mg/l	<0.000004 mg/l	<0.000004 mg/l	1	
endrin 72-20-8	<0.00005 mg/l	<0.00005 mg/l	<0.00005 mg/l	<0.00005 mg/l	1	
endrin aldehyde 7421-93-4	<0.000004 mg/l	<0.000004mg/l	<0.000004 mg/l	<0.000004 mg/l	1	
heptachlor 76-44-8	<0.000004 mg/l	<0.000004mg/l	<0.000004 mg/l	<0.000004 mg/l	1	
heptachlor epoxide 1024-57-3	<0.000004 mg/l	<0.000004mg/l	<0.000004 mg/l	<0.000004 mg/l	1	
toxaphene 8001-35-2	<0.0002 mg/l	<0.0002 mg/l	<0.0002 mg/l	<0.0002 mg/l	1	
alpha-BHC 319-84-6	<0.000004 mg/l	<0.000004mg/l	<0.000004 mg/l	<0.000004 mg/l	1	
beta-BHC 319-85-7	<0.000004 mg/l	<0.000004mg/l	<0.000004 mg/l	<0.000004 mg/l	1	
delta-BHC 319-86-8	<0.000004 mg/l	<0.000004mg/l	<0.000004 mg/l	<0.000004 mg/l	1	
gamma-BHC 58-89-8	<0.00001 mg/l	<0.00001 mg/l	<0.00001 mg/l	<0.00001 mg/l	1	
2-chlorophenol 95-57-8	<0.030 mg/l	<0.030 mg/l	<0.030 mg/l	<0.030 mg/l	1	
Aroclor-1242 53469-21-9	<0.0005 mg/l	<0.0005 mg/l	<0.0005 mg/l	<0.0005 mg/l	1	
Aroclor-1254 11097-69-1	<0.0005 mg/l	<0.0005 mg/l	<0.0005 mg/l	<0.0005 mg/l	1	
Aroclor-1221 11104-28-2	<0.0005 mg/l	<0.0005 mg/l	<0.0005 mg/l	<0.0005 mg/l	1	
Aroclor-1232 11141-16-5	<0.0005 mg/l	<0.0005 mg/l	<0.0005 mg/l	<0.0005 mg/l	1	
Aroclor-1248 12672-29-6	<0.0005 mg/l	<0.0005 mg/l	<0.0005 mg/l	<0.0005 mg/l	1	
Aroclor-1260 11096-82-5	<0.0005 mg/l	<0.0005 mg/l	<0.0005 mg/l	<0.0005 mg/l	1	
Aroclor-1016 12674-11-2	<0.0005 mg/l	<0.0005 mg/l	<0.0005 mg/l	<0.0005 mg/l	1	
Cresols	<0.030 mg/l	<0.030 mg/l	<0.030 mg/l	<0.030 mg/l	1	
Acrolein	<0.010 mg/l	<0.010 mg/l	<0.010 mg/l	<0.010 mg/l	1	
Acrylonitrile	<0.010 mg/l	<0.010 mg/l	<0.010 mg/l	<0.010 mg/l	1	
1,2-diphenylhydrazine (azobenzene)	Results pending	Results pending	Results pending	Results pending	1	

EPA ID Number (copy from Item 1 of Form1)

Outfall 71

Form Approved OMB No. 2040-0086
Approval expires 5-31-92

VII. Discharge Information (continued from page 3 of Form 2F)

Part A - You must provide the results of at least one analysis for every pollutant in this table. Complete one table for each outfall. See instructions for additional details.

Pollutant and CAS Number (if available)	Maximum Values (include units)		Average Values (include units)		Number of Storm Events Sampled	Sources of Pollutants
	Grab Sample Taken During First 30 Minutes	Flow-weighted Composite	Grab Sample Taken During First 30 Minutes	Flow-weighted Composite		
Oil and Grease	<2 mg/l		<2 mg/l		1	
Biological Oxygen Demand (BOD5)	<5 mg/l	<5 mg/l	<5 mg/l	<5 mg/l	1	
Chemical Oxygen Demand (COD)	<5 mg/l	<5 mg/l	<5 mg/l	<5 mg/l	1	
Total Suspended Solids (TSS)	<5 mg/l	<5 mg/l	<5 mg/l	<5 mg/l	1	
Total Kjeldahl Nitrogen	<0.2 mg/l	<0.2 mg/l	<0.2 mg/l	<0.2 mg/l	1	
Nitrate plus Nitrite Nitrogen	0.66 mg/l	0.90 mg/l	0.66 mg/l	0.90 mg/l	1	
Total Phosphorus	0.30 mg/l	0.29 mg/l	0.30 mg/l	0.29 mg/l	1	
pH	Minimum 7.8	Maximum 7.8	Minimum 7.8	Maximum 7.8		

Part B - List each pollutant that is limited in an effluent guideline which the facility is subject to or any pollutant listed in the facility's NPDES permit for its process wastewater (if the facility is operating under an existing NPDES permit). Complete one table for each outfall. See the instructions for additional details and requirements.

Pollutant and CAS Number (if available)	Maximum Values (include units)		Average Values (include units)		Number of Storm Events Sampled	Sources of Pollutants
	Grab Sample Taken During First 30 Minutes	Flow-weighted Composite	Grab Sample Taken During First 30 Minutes	Flow-weighted Composite		
Antimony 7440-36-0	<0.04 mg/l	<0.04 mg/l	<0.04 mg/l	<0.04 mg/l	1	
Cyanide	<0.002 mg/l		<0.002 mg/l		1	
Mercury 7439-97-6	<0.0002 mg/l	<0.0002 mg/l	<0.0002 mg/l	<0.0002 mg/l	1	
Phenols	<0.001 mg/l		<0.001 mg/l		1	
Selenium 7782-49-2	<0.002 mg/l	<0.002 mg/l	<0.002 mg/l	<0.002 mg/l	1	
Sulfate	20 mg/l	20 mg/l	20 mg/l	20 mg/l	1	
Surfactants	<0.05 mg/l	<0.05 mg/l	<0.05 mg/l	<0.05 mg/l	1	
Aluminum 7429-90-5	0.10 mg/l	0.10 mg/l	0.10 mg/l	0.10 mg/l	1	
Arsenic 7440-38-2	<0.04 mg/l	<0.04 mg/l	<0.04 mg/l	<0.04 mg/l	1	
Boron 7440-42-8	0.015 mg/l	0.021 mg/l	0.015 mg/l	0.021 mg/l	1	
Beryllium 7440-41-7	<0.0004 mg/l	<0.0004 mg/l	<0.0004 mg/l	<0.0004 mg/l	1	
Cadmium 7440-43-9	<0.004 mg/l	<0.004 mg/l	<0.004 mg/l	<0.004 mg/l	1	
Calcium 7440-70-2	33.7 mg/l	33.6 mg/l	33.7 mg/l	33.6 mg/l	1	
Chromium 7440-47-3	<0.006 mg/l	<0.006 mg/l	<0.006 mg/l	<0.006 mg/l	1	
Cobalt 7440-48-4	<0.002 mg/l	<0.002 mg/l	<0.002 mg/l	<0.002 mg/l	1	
Copper 7440-50-8	<0.006 mg/l	<0.006 mg/l	<0.006 mg/l	<0.006 mg/l	1	
Iron 7439-89-6	<0.06 mg/l	<0.06 mg/l	<0.06 mg/l	<0.06 mg/l	1	
Lead 7439-92-1	<0.02 mg/l	<0.02 mg/l	<0.02 mg/l	<0.02 mg/l	1	
Lithium 7439-93-2	<0.02 mg/l	<0.02 mg/l	<0.02 mg/l	<0.02 mg/l	1	
Magnesium 7439-95-4	8.97 mg/l	9.0 mg/l	8.97 mg/l	9.0 mg/l	1	
Manganese 7439-96-5	0.003 mg/l	0.009 mg/l	0.003 mg/l	0.009 mg/l	1	
Molybdenum 7439-98-7	<0.006 mg/l	<0.006 mg/l	<0.006 mg/l	<0.006 mg/l	1	
Nickel 7440-02-0	<0.008 mg/l	<0.008 mg/l	<0.008 mg/l	<0.008 mg/l	1	
Potassium 7440-09-7	1.6 mg/l	1.7 mg/l	1.6 mg/l	1.7 mg/l	1	
Silver 7440-22-4	<0.006 mg/l	<0.006 mg/l	<0.006 mg/l	<0.006 mg/l	1	
Sodium 7440-23-5	4.79 mg/l	5.08 mg/l	4.79 mg/l	5.08 mg/l	1	
Titanium 7440-32-6	<0.01 mg/l	<0.01 mg/l	<0.01 mg/l	<0.01 mg/l	1	
Zinc 7440-66-6	0.14 mg/l	0.13 mg/l	0.14 mg/l	0.13 mg/l	1	

Continue on Reverse

Continued from front.

Part C- List each pollutant shown in Tables 2F-2, 2F-3, and 2F4 that you know or have reason to believe is present. See the instructions for additional details and requirements. C one table for each outfall.

Pollutant and CAS Number (if availible)	Maximum Values (include units)		Average Values (include units)		Number of Storm Events Sampled	Sources of Pollutants
	Grab Sample Taken During First 30 Minutes	Flow-weighted Composite	Grab Sample Taken During First 30 Minutes	Flow-weighted Composite		
1.1.1.-trichloroethane 71-55-6	<0.010 mg/l		<0.010 mg/l		1	
1.1.2.2-tetrachloroethane 79-34-5	<0.010 mg/l		<0.010 mg/l		1	
1.1.2- trichloroethane 79-00-5	<0.010 mg/l		<0.010 mg/l		1	
1.1-dichloroethane 75-34-3	<0.010 mg/l		<0.010 mg/l		1	
1.1-dichloroethylene 75-35-4	<0.010 mg/l		<0.010 mg/l		1	
1.2-dichloroethane 107-06-2	<0.010 mg/l		<0.010 mg/l		1	
1.2-dichloropropane 78-87-5	<0.010 mg/l		<0.010 mg/l		1	
2-chloroethylvinylether 110-75-8	<0.010 mg/l		<0.010 mg/l		1	
benzene 71-43-2	<0.010 mg/l		<0.010 mg/l		1	
bromodichloromethane 75-27-4	<0.010 mg/l		<0.010 mg/l		1	
bromoform 75-25-2	<0.010 mg/l		<0.010 mg/l		1	
bromomethane 74-83-9	<0.010 mg/l		<0.010 mg/l		1	
carbon tetrachloride 56-23-5	<0.010 mg/l		<0.010 mg/l		1	
chlorobenzene 108-90-7	<0.010 mg/l		<0.010 mg/l		1	
chloroethane 75-00-3	<0.010 mg/l		<0.010 mg/l		1	
chloroform 67-66-3	0.012 mg/l		0.012 mg/l		1	
chloromethane 74-87-3	<0.010 mg/l		<0.010 mg/l		1	
dibromochloromethane 124-48-1	<0.010 mg/l		<0.010 mg/l		1	
ethylbenzene 100-41-4	<0.010 mg/l		<0.010 mg/l		1	
toluene 108-88-3	<0.010 mg/l		<0.010 mg/l		1	
vinyl chloride 75-01-4	<0.010 mg/l		<0.010 mg/l		1	
1,3-dichloropropene 10061-01-5	<0.010 mg/l		<0.010 mg/l		1	
trans-1,2-dichloroethene 156-60-5	<0.010 mg/l		<0.010 mg/l		1	
alpha activity 12587-46-1	1.2 pci/l	6.3 pci/l	1.2 pci/l	6.3 pci/l	1	
beta activity 12587-46-1	4.3 pci/l	1.2 pci/l	4.3 pci/l	1.2 pci/l	1	
fecal coliform	<1 co/.1L	<1 co/.1L	<1 co/.1L	<1 co/.1L	1	
Thallium 7440-28-0	<0.03 mg/l	<0.03 mg/l	<0.03 mg/l	<0.03 mg/l	1	
Uranium 7440-61-1	<0.001 mg/l	<0.001 mg/l	<0.001 mg/l	<0.001 mg/l	1	
Gamma activity	87 pci/l	-11 pci/l	87 pci/l	-11 pci/l	1	

Part D- Provide data for the storm event(s) which resulted in the maximum values for the flow weighted composite sample.

1. Date of Storm Event	2. Duration of Storm (in minutes)	3. Total rainfall during storm event (in inches)	4. Number of hours between beginning of storm measured and end of previous measurable rain event	5. Maximum flow rate during rain event (gallons/min or specify units)	6. Total flow from rain event (gallons or specify units)	7. Season sample was taken	8. Form of Precipitation (rainfall, snowmelt)
5/8/92	695	0.66	>134.3	3.4	391	Spring	Rainfall

9. Provide a description of the method of flow measurement or estimate.

An ISCO 3230 Flow meter was used to obtain water level readings. This instrument was calibrated with the normal dry weather flow, if present, as lev... zero. The flow meter was programmed with the characteristics of the conveyance so that flow rates and total flows could be calculated by the meter.

Outfall 71

Parts B and C Continued

Pollutant and CAS Number (if availible)	Maximum Values (include units)		Average Values (include units)		Number of Storm Events Sampled	Sources of Pollutants
	Grab Sample Taken During First 30 Minutes	Flow-weighted Composite	Grab Sample Taken During First 30 Minutes	Flow-weighted Composite		
Barium 7440-39-3	0.0283 mg/l	0.0280 mg/l	0.0283 mg/l	0.0280 mg/l	1	
methylene chloride 75-09-2	<0.010 mg/l		<0.010 mg/l		1	
tetrachloroethene 127-18-4	<0.010 mg/l		<0.010 mg/l		1	
trichloroethene 79-01-6	<0.010 mg/l		<0.010 mg/l		1	
Xylenes	<0.010 mg/l		<0.010 mg/l		1	
1,2,4-trichlorobenzene 120-82-1	<0.010 mg/l	<0.010 mg/l	<0.010 mg/l	<0.010 mg/l	1	
1,2-dichlorobenzene 95-50-1	<0.010 mg/l	<0.010mg/l	<0.010 mg/l	<0.010 mg/l	1	
1,3-dichlorobenzene 541-73-1	<0.010 mg/l	<0.010 mg/l	<0.010 mg/l	<0.010 mg/l	1	
1,4-dichlorobenzene 106-46-7	<0.010 mg/l	<0.010mg/l	<0.010 mg/l	<0.010 mg/l	1	
2,4-dinitrotoluene 121-14-2	<0.010 mg/l	<0.010 mg/l	<0.010 mg/l	<0.010 mg/l	1	
2,6-dinitrotoluene 606-20-2	<0.010 mg/l	<0.010 mg/l	<0.010 mg/l	<0.010 mg/l	1	
2-chloronaphthalene 91-58-7	<0.010 mg/l	<0.010 mg/l	<0.010 mg/l	<0.010 mg/l	1	
3,3'-dichlorobenzidine 91-94-1	<0.010 mg/l	<0.010 mg/l	<0.010 mg/l	<0.010 mg/l	1	
4-bromophenylphenyl ether 101-55-3	<0.010 mg/l	<0.010mg/l	<0.010 mg/l	<0.010 mg/l	1	
4-chlorophenylphenyl ether 7005-72-3	<0.010 mg/l	<0.010 mg/l	<0.010 mg/l	<0.010 mg/l	1	
acenaphthene 83-32-9	<0.010 mg/l	<0.010 mg/l	<0.010 mg/l	<0.010 mg/l	1	
acenaphthylene 208-96-8	<0.010 mg/l	<0.010 mg/l	<0.010 mg/l	<0.010 mg/l	1	
anthracene 120-12-7	<0.010 mg/l	<0.010 mg/l	<0.010 mg/l	<0.010 mg/l	1	
benzidine 92-87-5	<0.030 mg/l	<0.030 mg/l	<0.030 mg/l	<0.030 mg/l	1	
benzo(a)anthracene 56-55-3	<0.010 mg/l	<0.010 mg/l	<0.010 mg/l	<0.010 mg/l	1	
benzo(a)pyrene 50-32-8	<0.010 mg/l	<0.010 mg/l	<0.010 mg/l	<0.010 mg/l	1	
benzo(b)fluoranthene 205-99-2	<0.010 mg/l	<0.010 mg/l	<0.010 mg/l	<0.010 mg/l	1	
benzo(ghi)perylene 191-24-2	<0.010 mg/l	<0.010 mg/l	<0.010 mg/l	<0.010 mg/l	1	
benzo(k)fluoranthene 207-08-9	<0.010 mg/l	<0.010 mg/l	<0.010 mg/l	<0.010 mg/l	1	
benzyl butyl phthalate 85-68-7	<0.010 mg/l	<0.010 mg/l	<0.010 mg/l	<0.010 mg/l	1	
bis(2-chloroethoxy)methane 111-91-1	<0.010 mg/l	<0.010 mg/l	<0.010 mg/l	<0.010 mg/l	1	
bis(2-chloroethyl)ether 111-44-4	<0.010 mg/l	<0.010 mg/l	<0.010 mg/l	<0.010 mg/l	1	
bis(2-chloroisopropyl) ether 108-60-1	<0.010 mg/l	<0.010 mg/l	<0.010 mg/l	<0.010 mg/l	1	
bis(2-ethylhexyl)phthalate 117-81-7	<0.010 mg/l	<0.010 mg/l	<0.010 mg/l	<0.010 mg/l	1	
chrysene 218-01-9	<0.010 mg/l	<0.010 mg/l	<0.010 mg/l	<0.010 mg/l	1	
di-n-butyl phthalate 84-74-2	<0.010 mg/l	<0.010 mg/l	<0.010 mg/l	<0.010 mg/l	1	
di-n-octyl phthalate 117-84-0	<0.010 mg/l	<0.010 mg/l	<0.010 mg/l	<0.010 mg/l	1	
dibenzo(a,h)anthracene 53-70-3	<0.010 mg/l	<0.010 mg/l	<0.010 mg/l	<0.010 mg/l	1	
diethyl phthalate 84-66-2	<0.010 mg/l	<0.010 mg/l	<0.010 mg/l	<0.010 mg/l	1	
dimethyl phthalate 131-11-3	<0.010 mg/l	<0.010 mg/l	<0.010 mg/l	<0.010 mg/l	1	
fluoranthene 206-44-0	<0.010 mg/l	<0.010 mg/l	<0.010 mg/l	<0.010 mg/l	1	
fluorene 86-73-7	<0.010 mg/l	<0.010 mg/l	<0.010 mg/l	<0.010 mg/l	1	
hexachlorobenzene 118-74-1	<0.010 mg/l	<0.010 mg/l	<0.010 mg/l	<0.010 mg/l	1	
hexachlorobutadiene 87-68-3	<0.010 mg/l	<0.010 mg/l	<0.010 mg/l	<0.010 mg/l	1	
hexachlorocyclopentadiene 77-47-4	<0.010 mg/l	<0.010 mg/l	<0.010 mg/l	<0.010 mg/l	1	
hexachloroethane 67-72-1	<0.010 mg/l	<0.010 mg/l	<0.010 mg/l	<0.010 mg/l	1	
indeno(1,2,3-cd)pyrene 193-39-5	<0.010 mg/l	<0.010 mg/l	<0.010 mg/l	<0.010 mg/l	1	
isophorone 78-59-1	<0.010 mg/l	<0.010 mg/l	<0.010 mg/l	<0.010 mg/l	1	
N-nitrosodi-n-propylamine 621-64-7	<0.010 mg/l	<0.010 mg/l	<0.010 mg/l	<0.010 mg/l	1	
N-nitrosodimethylamine 62-75-9	<0.010 mg/l	<0.010 mg/l	<0.010 mg/l	<0.010 mg/l	1	
N-nitrosodiphenylamine 86-30-6	<0.010 mg/l	<0.010 mg/l	<0.010 mg/l	<0.010 mg/l	1	
naphthalene 91-20-3	<0.010 mg/l	<0.010 mg/l	<0.010 mg/l	<0.010 mg/l	1	
nitrobenzene 98-95-3	<0.010 mg/l	<0.010 mg/l	<0.010 mg/l	<0.010 mg/l	1	
phenanthrene 85-01-8	<0.010 mg/l	<0.010 mg/l	<0.010 mg/l	<0.010 mg/l	1	
pyrene 129-00-0	<0.010 mg/l	<0.010 mg/l	<0.010 mg/l	<0.010 mg/l	1	
2,4,6-trichlorophenol 88-06-2	<0.030 mg/l	<0.030 mg/l	<0.030 mg/l	<0.030 mg/l	1	
2,4-dichlorophenol 120-83-2	<0.030 mg/l	<0.030 mg/l	<0.030 mg/l	<0.030 mg/l	1	
2,4-dimethylphenol 105-67-9	<0.030 mg/l	<0.030 mg/l	<0.030 mg/l	<0.030 mg/l	1	
2,4-dinitrophenol 51-28-5	<0.030 mg/l	<0.030 mg/l	<0.030 mg/l	<0.030 mg/l	1	
2-chlorophenol 95-57-8	<0.030 mg/l	[illegible]	[illegible]	[illegible]	[illegible]	

Outfall 71

Parts B and C Continued

Pollutant and CAS Number (if availible)	Maximum Values (include units)		Average Values (include units)		Number of Storm Events Sampled	Sources of Pollutants
	Grab Sample Taken During First 30 Minutes	Flow-weighted Composite	Grab Sample Taken During First 30 Minutes	Flow-weighted Composite		
2-methyl-4,6-dinitrophenol 534-52-1	<0.030 mg/l	<0.030 mg/l	<0.030 mg/l	<0.030 mg/l	1	
2-nitrophenol 88-75-5	<0.030 mg/l	<0.030 mg/l	<0.030 mg/l	<0.030 mg/l	1	
4-chloro-3-methyl phenol 59-50-7	<0.030 mg/l	<0.030 mg/l	<0.030 mg/l	<0.030 mg/l	1	
4-nitrophenol 100-02-7	<0.030 mg/l	<0.030 mg/l	<0.030 mg/l	<0.030 mg/l	1	
pentachlorophenol 87-86-5	<0.030 mg/l	<0.030 mg/l	<0.030 mg/l	<0.030 mg/l	1	
phenol 108-95-2	<0.030 mg/l	<0.030 mg/l	<0.030 mg/l	<0.030 mg/l	1	
4,4'--DDD 72-54-8	<0.00001mg/l	<0.00001mg/l	<0.00001 mg/l	<0.00001 mg/l	1	
4,4'--DDE 72-55-9	<0.00001 mg/l	<0.00001mg/l	<0.00001 mg/l	<0.00001 mg/l	1	
4,4'-DDT 50-29-3	<0.00001 mg/l	<0.00001mg/l	<0.00001 mg/l	<0.00001 mg/l	1	
aldrin 309-00-2	<0.00001 mg/l	<0.00001mg/l	<0.00001 mg/l	<0.00001 mg/l	1	
chlordane 57-74-9	<0.00004 mg/l	<0.00004 mg/l	<0.00004 mg/l	<0.00004 mg/l	1	
dieldrin 60-57-1	<0.00001 mg/l	<0.00001mg/l	<0.00001 mg/l	<0.00001 mg/l	1	
endosulfan I 959-98-8	<0.00001 mg/l	<0.00001mg/l	<0.00001 mg/l	<0.00001 mg/l	1	
endosulfan II 33213-65-9	<0.00001 mg/l	<0.00001mg/l	<0.00001 mg/l	<0.00001 mg/l	1	
endosulfan sulfate 1031-07-8	<0.00001 mg/l	<0.00001mg/l	<0.00001 mg/l	<0.00001 mg/l	1	
endrin 72-20-8	<0.00005 mg/l	<0.00005 mg/l	<0.00005 mg/l	<0.00005 mg/l	1	
endrin aldehyde 7421-93-4	<0.00001 mg/l	<0.00001mg/l	<0.00001 mg/l	<0.00001 mg/l	1	
heptachlor 76-44-8	<0.00001 mg/l	<0.00001mg/l	<0.00001 mg/l	<0.00001 mg/l	1	
heptachlor epoxide 1024-57-3	<0.00001 mg/l	<0.00001mg/l	<0.00001 mg/l	<0.00001 mg/l	1	
toxaphene 8001-35-2	<0.0004 mg/l	<0.0004 mg/l	<0.0004 mg/l	<0.0004 mg/l	1	
alpha-BHC 319-84-6	<0.00001 mg/l	<0.00001mg/l	<0.00001 mg/l	<0.00001 mg/l	1	
beta-BHC 319-85-7	<0.00001 mg/l	<0.00001mg/l	<0.00001 mg/l	<0.00001 mg/l	1	
delta-BHC 319-86-8	<0.00001 mg/l	<0.00001mg/l	<0.00001 mg/l	<0.00001 mg/l	1	
gamma-BHC 58-89-8	<0.00001 mg/l	<0.00001 mg/l	<0.00001 mg/l	<0.00001 mg/l	1	
2-chlorophenol 95-57-8	<0.030 mg/l	<0.030 mg/l	<0.030 mg/l	<0.030 mg/l	1	
Aroclor-1242 53469-21-9	<0.0005 mg/l	<0.0005 mg/l	<0.0005 mg/l	<0.0005 mg/l	1	
Aroclor-1254 11097-69-1	<0.0005 mg/l	<0.0005 mg/l	<0.0005 mg/l	<0.0005 mg/l	1	
Aroclor-1221 11104-28-2	<0.0005 mg/l	<0.0005 mg/l	<0.0005 mg/l	<0.0005 mg/l	1	
Aroclor-1232 11141-16-5	<0.0005 mg/l	<0.0005 mg/l	<0.0005 mg/l	<0.0005 mg/l	1	
Aroclor-1248 12672-29-6	<0.0005 mg/l	<0.0005 mg/l	<0.0005 mg/l	<0.0005 mg/l	1	
Aroclor-1260 11096-82-5	<0.0005 mg/l	<0.0005 mg/l	<0.0005 mg/l	<0.0005 mg/l	1	
Aroclor-1016 12674-11-2	<0.0005 mg/l	<0.0005 mg/l	<0.0005 mg/l	<0.0005 mg/l	1	
Cresols	<0.010 mg/l	<0.010 mg/l	<0.010 mg/l	<0.010 mg/l	1	
Acrolein	<0.010 mg/l	<0.010 mg/l	<0.010 mg/l	<0.010 mg/l	1	
Acrylonitrile	<0.010 mg/l	<0.010 mg/l	<0.010 mg/l	<0.010 mg/l	1	
1,2-diphenylhydrazine (azobenzene)	Results pending	Results pending	Results pending	Results pending	1	

EPA ID Number (copy from Item 1 of Form1)

Outfall 86

Form Approved OMB No. 2040-0086
Approval expires 5-31-92

VII. Discharge Information (continued from page 3 of Form 2F)

Part A - You must provide the results of at least one analysis for every pollutant in this table. Complete one table for each outfall. See instructions for additional details.

Pollutant and CAS Number (if availible)	Maximum Values (include units)		Average Values (include units)		Number of Storm Events Sampled	Sources of Pollutants
	Grab Sample Taken During First 30 Minutes	Flow-weighted Composite	Grab Sample Taken During First 30 Minutes	Flow-weighted Composite		
Oil and Grease	2 mg/l		2 mg/l		1	
Biological Oxygen Demand (BOD5)	8.96 mg/l	<5 mg/l	8.96 mg/l	<5 mg/l	1	
Chemical Oxygen Demand (COD)	53 mg/l	26 mg/l	53 mg/l	26 mg/l	1	
Total Suspended Solids (TSS)	50 mg/l	35 mg/l	50 mg/l	35 mg/l	1	
Total Kjeldahl Nitrogen	1.2 mg/l	0.2 mg/l	1.2 mg/l	0.2 mg/l	1	
Nitrate plus Nitrite Nitrogen	0.75 mg/l	0.21 mg/l	0.75 mg/l	0.21 mg/l	1	
Total Phosphorus	0.22 mg/l	<0.1 mg/l	0.22 mg/l	<0.1 mg/l	1	
pH	Minimum 7.9	Maximum 7.9	Minimum 7.9	Maximum 7.9		

Part B - List each pollutant that is limited in an effluent guideline which the facility is subject to or any pollutant listed in the facility's NPDES permit for its process wastewater (if the facility is operating under an existing NPDES permit). Complete one table for each outfall. See the instructions for additional details and requirements.

Pollutant and CAS Number (if availible)	Maximum Values (include units)		Average Values (include units)		Number of Storm Events Sampled	Sources of Pollutants
	Grab Sample Taken During First 30 Minutes	Flow-weighted Composite	Grab Sample Taken During First 30 Minutes	Flow-weighted Composite		
Antimony 7440-36-0	<0.003 mg/l	<0.04 mg/l	<0.003 mg/l	<0.04 mg/l	1	
Cyanide	<0.002 mg/l		<0.002 mg/l		1	
Mercury 7439-97-6	0.0002 mg/l	<0.0002mg/l	0.0002 mg/l	<0.0002 mg/l	1	
Phenols	0.015 mg/l		0.015 mg/l		1	
Selenium 7782-49-2	<0.002 mg/l	<0.002 mg/l	<0.002 mg/l	<0.002 mg/l	1	
Sulfate	<10 mg/l	<10 mg/l	<10 mg/l	<10 mg/l	1	
Surfactants	0.09 mg/l	0.19 mg/l	0.09 mg/l	0.19 mg/l	1	
Aluminum 7429-90-5	1.38 mg/l	0.51 mg/l	1.38 mg/l	0.51 mg/l	1	
Arsenic 7440-38-2	<0.04 mg/l	<0.04 mg/l	<0.04 mg/l	<0.04 mg/l	1	
Boron 7440-42-8	0.019 mg/l	<0.006 mg/l	0.019 mg/l	<0.006 mg/l	1	
Beryllium 7440-41-7	<0.0004 mg/l	<0.0004 mg/l	<0.0004 mg/l	<0.0004 mg/l	1	
Cadmium 7440-43-9	<0.004 mg/l	<0.004 mg/l	<0.004 mg/l	<0.004 mg/l	1	
Calcium 7440-70-2	18.4 mg/l	13.2 mg/l	18.4 mg/l	13.2 mg/l	1	
Chromium 7440-47-3	<0.006 mg/l	<0.006 mg/l	<0.006 mg/l	<0.006 mg/l	1	
Cobalt 7440-48-4	<0.002 mg/l	<0.002 mg/l	<0.002 mg/l	<0.002 mg/l	1	
Copper 7440-50-8	0.094 mg/l	0.025 mg/l	0.094 mg/l	0.025 mg/l	1	
Iron 7439-89-6	1.85 mg/l	0.61 mg/l	1.85 mg/l	0.61 mg/l	1	
Lead 7439-92-1	0.02 mg/l	<0.02 mg/l	0.02 mg/l	<0.02 mg/l	1	
Lithium 7439-93-2	<0.02 mg/l	<0.02 mg/l	<0.02 mg/l	<0.02 mg/l	1	
Magnesium 7439-95-4	3.29 mg/l	1.54 mg/l	3.29 mg/l	1.54 mg/l	1	
Manganese 7439-96-5	0.062 mg/l	0.018 mg/l	0.062 mg/l	0.018 mg/l	1	
Molybdenum 7439-98-7	<0.006 mg/l	<0.006 mg/l	<0.006 mg/l	<0.006 mg/l	1	
Nickel 7440-02-0	<0.008 mg/l	<0.008 mg/l	<0.008 mg/l	<0.008 mg/l	1	
Potassium 7440-09-7	0.8 mg/l	<0.5 mg/l	0.8 mg/l	<0.5 mg/l	1	
Silver 7440-22-4	<0.006 mg/l	<0.006 mg/l	<0.006 mg/l	<0.006 mg/l	1	
Sodium 7440-23-5	1.59 mg/l	0.29 mg/l	1.59 mg/l	0.29 mg/l	1	
Titanium 7440-32-6	0.03 mg/l	<0.01 mg/l	0.03 mg/l	<0.01 mg/l	1	
Zinc 7440-66-6	0.15 mg/l	0.05 mg/l	0.15 mg/l	0.05 mg/l	1	

Continue on Reverse

Continued from front.

Part C- List each pollutant shown in Tables 2F-2, 2F-3, and 2F4 that you know or have reason to believe is present. See the instructions for additional details and requirements. Com one table for each outfall.

Pollutant and CAS Number (if availible)	Maximum Values (include units)		Average Values (include units)		Number of Storm Events Sampled	Sources of Pollutants
	Grab Sample Taken During First 30 Minutes	Flow-weighted Composite	Grab Sample Taken During First 30 Minutes	Flow-weighted Composite		
1,1,1,-trichloroethane 71-55-6	<0.010 mg/l		<0.010 mg/l		1	
1,1,2,2-tetrachloroethane 79-34-5	<0.010 mg/l		<0.010 mg/l		1	
1,1,2- trichloroethane 79-00-5	<0.010 mg/l		<0.010 mg/l		1	
1,1-dichloroethane 75-34-3	<0.010 mg/l		<0.010 mg/l		1	
1,1-dichloroethylene 75-35-4	<0.010 mg/l		<0.010 mg/l		1	
1,2-dichloroethane 107-06-2	<0.010 mg/l		<0.010 mg/l		1	
1,2-dichloropropane 78-87-5	<0.010 mg/l		<0.010 mg/l		1	
2-chloroethylvinylether 110-75-8	<0.010 mg/l		<0.010 mg/l		1	
benzene 71-43-2	<0.010 mg/l		<0.010 mg/l		1	
bromodichloromethane 75-27-4	<0.010 mg/l		<0.010 mg/l		1	
bromoform 75-25-2	<0.010 mg/l		<0.010 mg/l		1	
bromomethane 74-83-9	<0.010 mg/l		<0.010 mg/l		1	
carbon tetrachloride 56-23-5	<0.010 mg/l		<0.010 mg/l		1	
chlorobenzene 108-90-7	<0.010 mg/l		<0.010 mg/l		1	
chloroethane 75-00-3	<0.010 mg/l		<0.010 mg/l		1	
chloroform 67-66-3	<0.010 mg/l		<0.010 mg/l		1	
chloromethane 74-87-3	<0.010 mg/l		<0.010 mg/l		1	
dibromochloromethane 124-48-1	<0.010 mg/l		<0.010 mg/l		1	
ethylbenzene 100-41-4	<0.010 mg/l		<0.010 mg/l		1	
toluene 108-88-3	<0.010 mg/l		<0.010 mg/l		1	
vinyl chloride 75-01-4	<0.010 mg/l		<0.010 mg/l		1	
1,3-dichloropropene 10061-01-5	<0.010 mg/l		<0.010 mg/l		1	
trans-1,2-dichloroethene 156-60-5	<0.010 mg/l		<0.010 mg/l		1	
alpha activity 12587-46-1	3.0 pci/l	2.4 pci/l	3.0 pci/l	2.4 pci/l	1	
beta activity 12587-46-1	13 pci/l	-0.27 pci/l	13 pci/l	-0.27 pci/l	1	
fecal coliform	66 co/.1L	960 co/.1L	66 co/.1L	960 co/.1L	1	
Thallium 7440-28-0	<0.001 mg/l	<0.001 mg/l	<0.001 mg/l	<0.001 mg/l	1	
Uranium 7440-61-1	0.001 mg/l	<0.001 mg/l	0.001 mg/l	0.001 mg/l	1	
Gamma activity	33 pci/l	5.6 pci/l	33 pci/l	5.6 pci/l	1	

Part D- Provide data for the sorm event(s) which resulted in the maximum values for the flow weighted composite sample.

1. Date of Storm Event	2. Duration of Storm (in minutes)	3. Total rainfall during storm event (in inches)	4. Number of hours between beginning of storm measured and end of previous measurable rain event	5. Maximum flow rate during rain event (gallons/min or specify units)	6. Total flow from rain event (gallons or specify units)	7. Season sample was taken	8. Form of Precipitation (rainfall, snowmelt)
2/13/92	65	0.27	>395	NA	NA	Winter (grab)	Rainfall
3/6/92	420	0.76	138.9	5.6	779	Winter (composite)	Rainfall

9. Provide a description of the method of flow measurement or estimate.

An ISCO 3230 Flow meter was used to obtain water level readings. This instrument was calibrated with the normal dry weather flow, if present, as level zero. The flow meter was programmed with the characteristics of the conveyance so that flow rates and total flows could be calculated by the meter.

Outfall 86

Parts B and C Continued

Pollutant and CAS Number (if availible)	Maximum Values (include units)		Average Values (include units)		Number of Storm Events Sampled	Sources of Pollutants
	Grab Sample Taken During First 30 Minutes	Flow-weighted Composite	Grab Sample Taken During First 30 Minutes	Flow-weighted Composite		
Barium 7440-39-3	0.0203 mg/l	0.0100 mg/l	0.0203 mg/l	0.0100 mg/l	1	
methylene chloride 75-09-2	<0.010 mg/l		<0.010 mg/l		1	
tetrachloroethane 127-18-4	<0.010 mg/l		<0.010 mg/l		1	
trichloroethane 79-01-6	<0.010 mg/l		<0.010 mg/l		1	
Xylenes	<0.010 mg/l		<0.010 mg/l		1	
1,2,4-trichlorobenzene 120-82-1	<0.010 mg/l	<0.010 mg/l	<0.010 mg/l	<0.010 mg/l	1	
1,2-dichlorobenzene 95-50-1	<0.010 mg/l	<0.010mg/l	<0.010 mg/l	<0.010 mg/l	1	
1,3-dichlorobenzene 541-73-1	<0.010 mg/l	<0.010 mg/l	<0.010 mg/l	<0.010 mg/l	1	
1,4-dichlorobenzene 106-46-7	<0.010 mg/l	<0.010mg/l	<0.010 mg/l	<0.010 mg/l	1	
2,4-dinitrotoluene 121-14-2	<0.010 mg/l	<0.010 mg/l	<0.010 mg/l	<0.010 mg/l	1	
2,6-dinitrotoluene 606-20-2	<0.010 mg/l	<0.010 mg/l	<0.010 mg/l	<0.010 mg/l	1	
2-chloronaphthalene 91-58-7	<0.010 mg/l	<0.010 mg/l	<0.010 mg/l	<0.010 mg/l	1	
3,3'-dichlorobenzidine 91-94-1	<0.010 mg/l	<0.020 mg/l	<0.010 mg/l	<0.020 mg/l	1	
4-bromophenylphenyl ether 101-55-3	<0.010 mg/l	<0.010 mg/l	<0.010 mg/l	<0.010 mg/l	1	
4-chlorophenylphenyl ether 7005-72-3	<0.010 mg/l	<0.010 mg/l	<0.010 mg/l	<0.010 mg/l	1	
acenaphthene 83-32-9	<0.010 mg/l	<0.010 mg/l	<0.010 mg/l	<0.010 mg/l	1	
acenaphthylene 208-96-8	<0.010 mg/l	<0.010 mg/l	<0.010 mg/l	<0.010 mg/l	1	
anthracene 120-12-7	<0.010 mg/l	<0.010 mg/l	<0.010 mg/l	<0.010 mg/l	1	
benzidine 92-87-5	<0.030 mg/l	<0.050 mg/l	<0.030 mg/l	<0.050 mg/l	1	
benzo(a)anthracene 56-55-3	<0.010 mg/l	<0.010 mg/l	<0.010 mg/l	<0.010 mg/l	1	
benzo(a)pyrene 50-32-8	<0.010 mg/l	<0.010 mg/l	<0.010 mg/l	<0.010 mg/l	1	
benzo(b)fluoranthene 205-99-2	<0.010 mg/l	<0.010 mg/l	<0.010 mg/l	<0.010 mg/l	1	
benzo(ghi)perylene 191-24-2	<0.010 mg/l	<0.010 mg/l	<0.010 mg/l	<0.010 mg/l	1	
benzo(k)fluoranthene 207-08-9	<0.010 mg/l	<0.010 mg/l	<0.010 mg/l	<0.010 mg/l	1	
benzyl butyl phthalate 85-68-7	<0.010 mg/l	<0.010 mg/l	<0.010 mg/l	<0.010 mg/l	1	
bis(2-chloroethoxy)methane 111-91-1	<0.010 mg/l	<0.010 mg/l	<0.010 mg/l	<0.010 mg/l	1	
bis(2-chloroethyl)ether 111-44-4	<0.010 mg/l	<0.010 mg/l	<0.010 mg/l	<0.010 mg/l	1	
bis(2-chloroisopropyl) ether 108-60-1	<0.010 mg/l	<0.010 mg/l	<0.010 mg/l	<0.010 mg/l	1	
bis(2-ethylhexyl)phthalate 117-81-7	<0.010 mg/l	<0.010 mg/l	<0.010 mg/l	<0.010 mg/l	1	
chrysene 218-01-9	<0.010 mg/l	<0.010 mg/l	<0.010 mg/l	<0.010 mg/l	1	
di-n-butyl phthalate 84-74-2	<0.010 mg/l	<0.010 mg/l	<0.010 mg/l	<0.010 mg/l	1	
di-n-octyl phthalate 117-84-0	<0.010 mg/l	<0.010 mg/l	<0.010 mg/l	<0.010 mg/l	1	
dibenzo(a,h)anthracene 53-70-3	<0.010 mg/l	<0.010 mg/l	<0.010 mg/l	<0.010 mg/l	1	
diethyl phthalate 84-66-2	<0.010 mg/l	<0.010 mg/l	<0.010 mg/l	<0.010 mg/l	1	
dimethyl phthalate 131-11-3	<0.010 mg/l	<0.010 mg/l	<0.010 mg/l	<0.010 mg/l	1	
fluoranthene 206-44-0	<0.010 mg/l	<0.010 mg/l	<0.010 mg/l	<0.010 mg/l	1	
fluorene 86-73-7	<0.010 mg/l	<0.010 mg/l	<0.010 mg/l	<0.010 mg/l	1	
hexachlorobenzene 118-74-1	<0.010 mg/l	<0.010 mg/l	<0.010 mg/l	<0.010 mg/l	1	
hexachlorobutadiene 87-68-3	<0.010 mg/l	<0.010 mg/l	<0.010 mg/l	<0.010 mg/l	1	
hexachlorocyclopentadiene 77-47-4	<0.010 mg/l	<0.010 mg/l	<0.010 mg/l	<0.010 mg/l	1	
hexachloroethane 67-72-1	<0.010 mg/l	<0.010 mg/l	<0.010 mg/l	<0.010 mg/l	1	
indeno(1,2,3-cd)pyrene 193-39-5	<0.010 mg/l	<0.010 mg/l	<0.010 mg/l	<0.010 mg/l	1	
isophorone 78-59-1	<0.010 mg/l	<0.010 mg/l	<0.010 mg/l	<0.010 mg/l	1	
N-nitrosodi-n-propylamine 621-64-7	<0.010 mg/l	<0.010 mg/l	<0.010 mg/l	<0.010 mg/l	1	
N-nitrosodimethylamine 62-75-9	<0.010 mg/l	<0.010 mg/l	<0.010 mg/l	<0.010 mg/l	1	
N-nitrosodiphenylamine 86-30-6	<0.010 mg/l	<0.010 mg/l	<0.010 mg/l	<0.010 mg/l	1	
naphthalene 91-20-3	<0.010 mg/l	<0.010 mg/l	<0.010 mg/l	<0.010 mg/l	1	
nitrobenzene 98-95-3	<0.010 mg/l	<0.010 mg/l	<0.010 mg/l	<0.010 mg/l	1	
phenanthrene 85-01-8	<0.010 mg/l	<0.010 mg/l	<0.010 mg/l	<0.010 mg/l	1	
pyrene 129-00-0	<0.010 mg/l	<0.010 mg/l	<0.010 mg/l	<0.010 mg/l	1	
2,4,6-trichlorophenol 88-06-2	<0.030 mg/l	<0.030 mg/l	<0.030 mg/l	<0.030 mg/l	1	
2,4-dichlorophenol 120-83-2	<0.030 mg/l	<0.030 mg/l	<0.030 mg/l	<0.030 mg/l	1	
2,4-dimethylphenol 105-67-9	<0.030 mg/l	<0.030 mg/l	<0.030 mg/l	<0.030 mg/l	1	
2,4-dinitrophenol 51-28-5	<0.030 mg/l	<0.050 mg/l	<0.030 mg/l	<0.050 mg/l	1	
2-chlorophenol 95-57-8	[illegible]	[illegible]				

Outfall 86

Parts B and C Continued

Pollutant and CAS Number (if availible)	Maximum Values (include units)		Average Values (include units)		Number of Storm Events Sampled	Sources of Pollutants
	Grab Sample Taken During First 30 Minutes	Flow-weighted Composite	Grab Sample Taken During First 30 Minutes	Flow-weighted Composite		
2-methyl-4,6-dinitrophenol 534-52-1	<0.030 mg/l	<0.050 mg/l	<0.030 mg/l	<0.050 mg/l	1	
2-nitrophenol 88-75-5	<0.030 mg/l	<0.030 mg/l	<0.030 mg/l	<0.030 mg/l	1	
4-chloro-3-methyl phenol 59-50-7	<0.030 mg/l	<0.030 mg/l	<0.030 mg/l	<0.030 mg/l	1	
4-nitrophenol 100-02-7	<0.030 mg/l	<0.050 mg/l	<0.030 mg/l	<0.050 mg/l	1	
pentachlorophenol 87-86-5	<0.030 mg/l	<0.050 mg/l	<0.030 mg/l	<0.050 mg/l	1	
phenol 108-95-2	<0.030 mg/l	<0.030 mg/l	<0.030 mg/l	<0.030 mg/l	1	
4,4'--DDD 72-54-8	<0.00001 mg/l	<0.00001 mg/l	<0.00001 mg/l	<0.00001 mg/l	1	
4,4'--DDE 72-55-9	<0.00001 mg/l	<0.00001 mg/l	<0.00001 mg/l	<0.00001 mg/l	1	
4,4'-DDT 50-29-3	<0.00001 mg/l	<0.00001 mg/l	<0.00001 mg/l	<0.00001 mg/l	1	
aldrin 309-00-2	<0.00001 mg/l	<0.00001 mg/l	<0.00001 mg/l	<0.00001 mg/l	1	
chlordane 57-74-9	<0.00002 mg/l	<0.00002 mg/l	<0.00002 mg/l	<0.00002 mg/l	1	
dieldrin 60-57-1	<0.00001 mg/l	<0.00001 mg/l	<0.00001 mg/l	<0.00001 mg/l	1	
endosulfan I 959-98-8	<0.00001 mg/l	<0.00001 mg/l	<0.00001 mg/l	<0.00001 mg/l	1	
endosulfan II 33213-65-9	0.000012 mg/l	<0.00001mg/l	0.000012 mg/l	<0.00001 mg/l	1	
endosulfan sulfate 1031-07-8	<0.00001 mg/l	<0.00001 mg/l	<0.00001 mg/l	<0.00001 mg/l	1	
endrin 72-20-8	<0.00005 mg/l	<0.00005 mg/l	<0.00005 mg/l	<0.00005 mg/l	1	
endrin aldehyde 7421-93-4	<0.00001 mg/l	<0.00001 mg/l	<0.00001 mg/l	<0.00001 mg/l	1	
heptachlor 76-44-8	<0.00001 mg/l	<0.00001mg/l	<0.00001 mg/l	<0.00001 mg/l	1	
heptachlor epoxide 1024-57-3	<0.00001 mg/l	<0.00001mg/l	<0.00001 mg/l	<0.00001 mg/l	1	
toxaphene 8001-35-2	<0.0002 mg/l	<0.0002 mg/l	<0.0002 mg/l	<0.0002 mg/l	1	
alpha-BHC 319-84-6	<0.00001 mg/l	<0.00001mg/l	<0.00001 mg/l	<0.00001 mg/l	1	
beta-BHC 319-85-7	<0.00001 mg/l	<0.00001mg/l	<0.00001 mg/l	<0.00001 mg/l	1	
delta-BHC 319-86-8	<0.00001 mg/l	<0.00001 mg/l	<0.00001 mg/l	<0.00001 mg/l	1	
gamma-BHC 58-89-8	<0.00001 mg/l	<0.00001 mg/l	<0.00001 mg/l	<0.00001 mg/l	1	
2-chlorophenol 95-57-8	<0.030 mg/l	<0.030 mg/l	<0.030 mg/l	<0.030 mg/l	1	
Aroclor-1242 53469-21-9	<0.0005 mg/l	<0.0005 mg/l	<0.0005 mg/l	<0.0005 mg/l	1	
Aroclor-1254 11097-69-1	<0.0005 mg/l	<0.0005 mg/l	<0.0005 mg/l	<0.0005 mg/l	1	
Aroclor-1221 11104-28-2	<0.0005 mg/l	<0.0005 mg/l	<0.0005 mg/l	<0.0005 mg/l	1	
Aroclor-1232 11141-16-5	<0.0005 mg/l	<0.0005 mg/l	<0.0005 mg/l	<0.0005 mg/l	1	
Aroclor-1248 12672-29-6	<0.0005 mg/l	<0.0005 mg/l	<0.0005 mg/l	<0.0005 mg/l	1	
Aroclor-1260 11096-82-5	<0.0005 mg/l	<0.0005 mg/l	<0.0005 mg/l	<0.0005 mg/l	1	
Aroclor-1016 12674-11-2	<0.0005 mg/l	<0.0005 mg/l	<0.0005 mg/l	<0.0005 mg/l	1	
Cresols	<0.010 mg/l	<0.010 mg/l	<0.010 mg/l	<0.010 mg/l	1	
Acrolein	<0.010 mg/l	<0.010 mg/l	<0.010 mg/l	<0.010 mg/l	1	
Acrylonitrile	<0.010 mg/l	<0.010 mg/l	<0.010 mg/l	<0.010 mg/l	1	
1,2-diphenylhydrazine (azobenzene)	Results pending	Results pending	Results pending	Results pending	1	

EPA ID Number (copy from Item 1 of Form1)

Outfall 98

Form Approved OMB No. 2040-0086
Approval expires 5-31-92

VII. Discharge Information (continued from page 3 of Form 2F)

Part A - You must provide the results of at least one analysis for every pollutant in this table. Complete one table for each outfall. See instructions for additional details.

Pollutant and CAS Number (if availible)	Maximum Values (include units)		Average Values (include units)		Number of Storm Events Sampled	Sources of Pollutants
	Grab Sample Taken During First 30 Minutes	Flow-weighted Composite	Grab Sample Taken During First 30 Minutes	Flow-weighted Composite		
Oil and Grease	<2 mg/l		<2 mg/l		1	
Biological Oxygen Demand (BOD5)	<5 mg/l	5.73 mg/l	<5 mg/l	5.73 mg/l	1	
Chemical Oxygen Demand (COD)	8.8 mg/l	23 mg/l	8.8 mg/l	23 mg/l	1	
Total Suspended Solids (TSS)	28 mg/l	44 mg/l	28 mg/l	44 mg/l	1	
Total Kjeldahl Nitrogen	0.6 mg/l	0.5 mg/l	0.6 mg/l	0.5 mg/l	1	
Nitrate plus Nitrite Nitrogen	1.3 mg/l	1.2 mg/l	1.3 mg/l	1.2 mg/l	1	
Total Phosphorus	0.15 mg/l	0.20 mg/l	0.15 mg/l	0.20 mg/l	1	
pH	Minimum 8.1	Maximum 8.1	Minimum 8.1	Maximum 8.1		

Part B - List each pollutant that is limited in an effluent guideline which the facility is subject to or any pollutant listed in the facility's NPDES permit for its process wastewater (if the facility is operating under an existing NPDES permit). Complete one table for each outfall. See the instructions for additional details and requirements.

Pollutant and CAS Number (if availible)	Maximum Values (include units)		Average Values (include units)		Number of Storm Events Sampled	Sources of Pollutants
	Grab Sample Taken During First 30 Minutes	Flow-weighted Composite	Grab Sample Taken During First 30 Minutes	Flow-weighted Composite		
Antimony 7440-36-0	<0.04 mg/l	<0.04 mg/l	<0.04 mg/l	<0.04 mg/l	1	
Cyanide	<0.002 mg/l		<0.002 mg/l		1	
Mercury 7439-97-6	<0.0002 mg/l	<0.0002 mg/l	<0.0002 mg/l	<0.0002 mg/l	1	
Phenols	0.004 mg/l		0.004 mg/l		1	
Selenium 7782-49-2	<0.002 mg/l	<0.002 mg/l	<0.002 mg/l	<0.002 mg/l	1	
Sulfate	26 mg/l	19 mg/l	26 mg/l	19 mg/l	1	
Surfactants	0.12 mg/l	0.05 mg/l	0.12 mg/l	0.05 mg/l	1	
Aluminum 7429-90-5	1.35 mg/l	1.83 mg/l	1.35 mg/l	1.83 mg/l	1	
Arsenic 7440-38-2	<0.04 mg/l	<0.04 mg/l	<0.04 mg/l	<0.04 mg/l	1	
Boron 7440-42-8	0.016 mg/l	0.019 mg/l	0.016 mg/l	0.019 mg/l	1	
Beryllium 7440-41-7	<0.0004mg/l	<0.0004mg/l	<0.0004mg/l	<0.0004mg/l	1	
Cadmium 7440-43-9	<0.004 mg/l	<0.004 mg/l	<0.004 mg/l	<0.004 mg/l	1	
Calcium 7440-70-2	30.9 mg/l	32.5 mg/l	30.9 mg/l	32.5 mg/l	1	
Chromium 7440-47-3	<0.006 mg/l	<0.006 mg/l	<0.006 mg/l	<0.006 mg/l	1	
Cobalt 7440-48-4	<0.002 mg/l	<0.002 mg/l	<0.002 mg/l	<0.002 mg/l	1	
Copper 7440-50-8	0.008 mg/l	0.010 mg/l	0.008 mg/l	0.010 mg/l	1	
Iron 7439-89-6	1.33 mg/l	1.71 mg/l	1.33 mg/l	1.71 mg/l	1	
Lead 7439-92-1	<0.02 mg/l	<0.02 mg/l	<0.02 mg/l	<0.02 mg/l	1	
Lithium 7439-93-2	<0.02 mg/l	<0.02 mg/l	<0.02 mg/l	<0.02 mg/l	1	
Magnesium 7439-95-4	3.36 mg/l	4.14 mg/l	3.36 mg/l	4.14 mg/l	1	
Manganese 7439-96-5	0.039 mg/l	0.044 mg/l	0.039 mg/l	0.044 mg/l	1	
Molybdenum 7439-98-7	<0.006 mg/l	<0.006 mg/l	<0.006 mg/l	<0.006 mg/l	1	
Nickel 7440-02-0	<0.008 mg/l	<0.008 mg/l	<0.008 mg/l	<0.008 mg/l	1	
Potassium 7440-09-7	0.9 mg/l	1.2 mg/l	0.9 mg/l	1.2mg/l	1	
Silver 7440-22-4	<0.006 mg/l	<0.006 mg/l	<0.006 mg/l	<0.006 mg/l	1	
Sodium 7440-23-5	1.96 mg/l	2.11 mg/l	1.96 mg/l	2.11 mg/l	1	
Titanium 7440-32-6	0.02 mg/l	0.02 mg/l	0.02 mg/l	0.02 mg/l	1	
Zinc 7440-66-6	0.03 mg/l	0.04 mg/l	0.03 mg/l	0.04 mg/l	1	

Continue on Reverse

Continued from front.

Part C- List each pollutant shown in Tables 2F-2, 2F-3, and 2F4 that you know or have reason to believe is present. See the instructions for additional details and requirements. Comple one table for each outfall.

Pollutant and CAS Number (if availible)	Maximum Values (include units)		Average Values (include units)		Number of Storm Events Sampled	Source of Pollutants
	Grab Sample Taken During First 30 Minutes	Flow-weighted Composite	Grab Sample Taken During First 30 Minutes	Flow-weighted Composite		
1,1,1,-trichloroethane 71-55-6	<0.010 mg/l		<0.010 mg/l		1	
1,1,2,2-tetrachloroethane 79-34-5	<0.010 mg/l		<0.010 mg/l		1	
1,1,2- trichloroethane 79-00-5	<0.010 mg/l		<0.010 mg/l		1	
1,1-dichloroethane 75-34-3	<0.010 mg/l		<0.010 mg/l		1	
1,1-dichloroethylene 75-35-4	<0.010 mg/l		<0.010 mg/l		1	
1,2-dichloroethane 107-06-2	<0.010 mg/l		<0.010 mg/l		1	
1,2-dichloropropane 78-87-5	<0.010 mg/l		<0.010 mg/l		1	
2-chloroethylvinylether 110-75-8	<0.010 mg/l		<0.010 mg/l		1	
benzene 71-43-2	<0.010 mg/l		<0.010 mg/l		1	
bromodichloromethane 75-27-4	<0.010 mg/l		<0.010 mg/l		1	
bromoform 75-25-2	<0.010 mg/l		<0.010 mg/l		1	
bromomethane 74-83-9	<0.010 mg/l		<0.010 mg/l		1	
carbon tetrachloride 56-23-5	<0.010 mg/l		<0.010 mg/l		1	
chlorobenzene 108-90-7	<0.010 mg/l		<0.010 mg/l		1	
chloroethane 75-00-3	<0.010 mg/l		<0.010 mg/l		1	
chloroform 67-66-3	<0.010 mg/l		<0.010 mg/l		1	
chloromethane 74-87-3	<0.010 mg/l		<0.010 mg/l		1	
dibromochloromethane 124-48-1	<0.010 mg/l		<0.010 mg/l		1	
ethylbenzene 100-41-4	<0.010 mg/l		<0.010 mg/l		1	
toluene 108-88-3	<0.010 mg/l		<0.010 mg/l		1	
vinyl chloride 75-01-4	<0.010 mg/l		<0.010 mg/l		1	
1,3-dichloropropene 10061-01-5	<0.010 mg/l		<0.010 mg/l		1	
trans-1,2-dichloroethene 156-60-5	<0.010 mg/l		<0.010 mg/l		1	
alpha activity 12587-46-1	7.8 pci/l	8.3 pci/l	7.8 pci/l	8.3 pci/l	1	
beta activity 12587-46-1	11 pci/l	7.4 pci/l	11 pci/l	7.4 pci/l	1	
fecal coliform	446 co/.1L	87 co/.1L	446 co/.1L	87 co/.1L	1	
Thallium 7440-28-0	<0.03 mg/l	<0.03 mg/l	<0.03 mg/l	<0.03 mg/l	1	
Uranium 7440-61-1	0.006 mg/l	0.010 mg/l	0.006 mg/l	0.010 mg/l	1	
Gamma activity	36 pci/l	-25 pci/l	36 pci/l	-25 pci/l	1	

Part D- Provide data for the storm event(s) which resulted in the maximum values for the flow weighted composite sample.

1. Date of Storm Event	2. Duration of Storm (in minutes)	3. Total rainfall during storm event (in inches)	4. Number of hours between beginning of storm measured and end of previous measurable rain event	5. Maximum flow rate during rain event (gallons/min or specify units)	6. Total flow from rain event (gallons or specify units)	7. Season sample was taken	8. Form of Precipitation (rainfall, snowmelt)
5/8/92	695	0.66	>134.3	314	15,905	Spring	Rainfall

9. Provide a description of the method of flow measurement or estimate.

An ISCO 3230 Flow meter was used to obtain water level readings. This instrument was calibrated with the normal dry weather flow, if present, as level zero. The flow meter was programmed with the characteristics of the conveyance so that flow rates and total flows could be calculated by the meter.

Outfall 98

Parts B and C Continued

Pollutant and CAS Number (if availible)	Maximum Values (include units)		Average Values (include units)		Number of Storm Events Sampled	Sources of Pollutants
	Grab Sample Taken During First 30 Minutes	Flow-weighted Composite	Grab Sample Taken During First 30 Minutes	Flow-weighted Composite		
Barium 7440-39-3	0.0372 mg/l	0.0366 mg/l	0.0372 mg/l	0.0366 mg/l	1	
methylene chloride 75-09-2	<0.010 mg/l		<0.010 mg/l		1	
tetrachloroethene 127-18-4	<0.010 mg/l		<0.010 mg/l		1	
trichloroethene 79-01-6	<0.010 mg/l		<0.010 mg/l		1	
Xylenes	<0.010 mg/l		<0.010 mg/l		1	
1,2,4-trichlorobenzene 120-82-1	<0.010 mg/l	<0.010 mg/l	<0.010 mg/l	<0.010 mg/l	1	
1,2-dichlorobenzene 95-50-1	<0.010 mg/l	<0.010 mg/l	<0.010 mg/l	<0.010 mg/l	1	
1,3-dichlorobenzene 541-73-1	<0.010 mg/l	<0.010 mg/l	<0.010 mg/l	<0.010 mg/l	1	
1,4-dichlorobenzene 106-46-7	<0.010 mg/l	<0.010 mg/l	<0.010 mg/l	<0.010 mg/l	1	
2,4-dinitrotoluene 121-14-2	<0.010 mg/l	<0.010 mg/l	<0.010 mg/l	<0.010 mg/l	1	
2,6-dinitrotoluene 606-20-2	<0.010 mg/l	0.016 mg/l	<0.010 mg/l	0.016 mg/l	1	
2-chloronaphthalene 91-58-7	<0.010 mg/l	<0.010 mg/l	<0.010 mg/l	<0.010 mg/l	1	
3,3'-dichlorobenzidine 91-94-1	<0.010 mg/l	<0.010 mg/l	<0.010 mg/l	<0.010 mg/l	1	
4-bromophenylphenyl ether 101-55-3	<0.010 mg/l	<0.010 mg/l	<0.010 mg/l	<0.010 mg/l	1	
4-chlorophenylphenyl ether 7005-72-3	<0.010 mg/l	<0.010 mg/l	<0.010 mg/l	<0.010 mg/l	1	
acenaphthene 83-32-9	<0.010 mg/l	<0.010 mg/l	<0.010 mg/l	<0.010 mg/l	1	
acenaphthylene 208-96-8	<0.010 mg/l	<0.010 mg/l	<0.010 mg/l	<0.010 mg/l	1	
anthracene 120-12-7	<0.010 mg/l	<0.010 mg/l	<0.010 mg/l	<0.010 mg/l	1	
benzidine 92-87-5	<0.030 mg/l	<0.030 mg/l	<0.030 mg/l	<0.030 mg/l	1	
benzo(a)anthracene 56-55-3	<0.010 mg/l	<0.010 mg/l	<0.010 mg/l	<0.010 mg/l	1	
benzo(a)pyrene 50-32-8	<0.010 mg/l	<0.010 mg/l	<0.010 mg/l	<0.010 mg/l	1	
benzo(b)fluoranthene 205-99-2	<0.010 mg/l	<0.010 mg/l	<0.010 mg/l	<0.010 mg/l	1	
benzo(ghi)perylene 191-24-2	<0.010 mg/l	<0.010 mg/l	<0.010 mg/l	<0.010 mg/l	1	
benzo(k)fluoranthene 207-08-9	<0.010 mg/l	<0.010 mg/l	<0.010 mg/l	<0.010 mg/l	1	
benzyl butyl phthalate 85-68-7	<0.010 mg/l	<0.010 mg/l	<0.010 mg/l	<0.010 mg/l	1	
bis(2-chloroethoxy)methane 111-91-1	<0.010 mg/l	<0.010 mg/l	<0.010 mg/l	<0.010 mg/l	1	
bis(2-chloroethyl)ether 111-44-4	<0.010 mg/l	<0.010 mg/l	<0.010 mg/l	<0.010 mg/l	1	
bis(2-chloroisopropyl) ether 108-60-1	<0.010 mg/l	<0.010 mg/l	<0.010 mg/l	<0.010 mg/l	1	
bis(2-ethylhexyl)phthalate 117-81-7	<0.010 mg/l	<0.010 mg/l	<0.010 mg/l	<0.010 mg/l	1	
chrysene 218-01-9	<0.010 mg/l	<0.010 mg/l	<0.010 mg/l	<0.010 mg/l	1	
di-n-butyl phthalate 84-74-2	<0.010 mg/l	<0.010 mg/l	<0.010 mg/l	<0.010 mg/l	1	
di-n-octyl phthalate 117-84-0	<0.010 mg/l	<0.010 mg/l	<0.010 mg/l	<0.010 mg/l	1	
dibenzo(a,h)anthracene 53-70-3	<0.010 mg/l	<0.010 mg/l	<0.010 mg/l	<0.010 mg/l	1	
diethyl phthalate 84-66-2	<0.010 mg/l	<0.010 mg/l	<0.010 mg/l	<0.010 mg/l	1	
dimethyl phthalate 131-11-3	<0.010 mg/l	<0.010 mg/l	<0.010 mg/l	<0.010 mg/l	1	
fluoranthene 206-44-0	<0.010 mg/l	<0.010 mg/l	<0.010 mg/l	<0.010 mg/l	1	
fluorene 86-73-7	<0.010 mg/l	<0.010 mg/l	<0.010 mg/l	<0.010 mg/l	1	
hexachlorobenzene 118-74-1	<0.010 mg/l	<0.010 mg/l	<0.010 mg/l	<0.010 mg/l	1	
hexachlorobutadiene 87-68-3	<0.010 mg/l	<0.010 mg/l	<0.010 mg/l	<0.010 mg/l	1	
hexachlorocyclopentadiene 77-47-4	<0.010 mg/l	<0.010 mg/l	<0.010 mg/l	<0.010 mg/l	1	
hexachloroethane 67-72-1	<0.010 mg/l	<0.010 mg/l	<0.010 mg/l	<0.010 mg/l	1	
indeno(1,2,3-cd)pyrene 193-39-5	<0.010 mg/l	<0.010 mg/l	<0.010 mg/l	<0.010 mg/l	1	
isophorone 78-59-1	<0.010 mg/l	<0.010 mg/l	<0.010 mg/l	<0.010 mg/l	1	
N-nitrosodi-n-propylamine 621-64-7	<0.010 mg/l	<0.010 mg/l	<0.010 mg/l	<0.010 mg/l	1	
N-nitrosodimethylamine 62-75-9	<0.010 mg/l	<0.010 mg/l	<0.010 mg/l	<0.010 mg/l	1	
N-nitrosodiphenylamine 86-30-6	<0.010 mg/l	<0.010 mg/l	<0.010 mg/l	<0.010 mg/l	1	
naphthalene 91-20-3	<0.010 mg/l	<0.010 mg/l	<0.010 mg/l	<0.010 mg/l	1	
nitrobenzene 98-95-3	<0.010 mg/l	<0.010 mg/l	<0.010 mg/l	<0.010 mg/l	1	
phenanthrene 85-01-8	<0.010 mg/l	<0.010 mg/l	<0.010 mg/l	<0.010 mg/l	1	
pyrene 129-00-0	<0.010 mg/l	<0.010 mg/l	<0.010 mg/l	<0.010 mg/l	1	
2,4,6-trichlorophenol 88-06-2	<0.030 mg/l	<0.030 mg/l	<0.030 mg/l	<0.030 mg/l	1	
2,4-dichlorophenol 120-83-2	<0.030 mg/l	<0.030 mg/l	<0.030 mg/l	<0.030 mg/l	1	
2,4-dimethylphenol 105-67-9	<0.030 mg/l	<0.030 mg/l	<0.030 mg/l	<0.030 mg/l	1	
2,4-dinitrophenol 51-28-5	<0.030 mg/l	<0.030 mg/l	<0.030 mg/l	<0.030 mg/l	1	

Outfall 98

Parts B and C Continued

Pollutant and CAS Number (if availible)	Maximum Values (include units)		Average Values (include units)		Number of Storm Events Sampled	Sources of Pollutants
	Grab Sample Taken During First 30 Minutes	Flow-weighted Composite	Grab Sample Taken During First 30 Minutes	Flow-weighted Composite		
2-methyl-4,6-dinitrophenol 534-52-1	<0.030 mg/l	<0.030 mg/l	<0.030 mg/l	<0.030 mg/l	1	
2-nitrophenol 88-75-5	<0.030 mg/l	<0.030 mg/l	<0.030 mg/l	<0.030 mg/l	1	
4-chloro-3-methyl phenol 59-50-7	<0.030 mg/l	<0.030 mg/l	<0.030 mg/l	<0.030 mg/l	1	
4-nitrophenol 100-02-7	<0.030 mg/l	<0.030 mg/l	<0.030 mg/l	<0.030 mg/l	1	
pentachlorophenol 87-86-5	<0.030 mg/l	<0.030 mg/l	<0.030 mg/l	<0.030 mg/l	1	
phenol 108-95-2	<0.030 mg/l	<0.030 mg/l	<0.030 mg/l	<0.030 mg/l	1	
4,4'--DDD 72-54-8	<0.00001mg/l	<0.00001mg/l	<0.00001 mg/l	<0.00001 mg/l	1	
4,4'--DDE 72-55-9	<0.00001 mg/l	<0.00001mg/l	<0.00001 mg/l	<0.00001 mg/l	1	
4,4'-DDT 50-29-3	<0.00001 mg/l	<0.00001mg/l	<0.00001 mg/l	<0.00001 mg/l	1	
aldrin 309-00-2	<0.00001 mg/l	<0.00001mg/l	<0.00001 mg/l	<0.00001 mg/l	1	
chlordane 57-74-9	<0.00004 mg/l	<0.00004 mg/l	<0.00004 mg/l	<0.00004 mg/l	1	
dieldrin 60-57-1	<0.00001 mg/l	<0.00001mg/l	<0.00001 mg/l	<0.00001 mg/l	1	
endosulfan I 959-98-8	<0.00001 mg/l	<0.00001mg/l	<0.00001 mg/l	<0.00001 mg/l	1	
endosulfan II 33213-65-9	<0.00001 mg/l	<0.00001mg/l	<0.00001 mg/l	<0.00001 mg/l	1	
endosulfan sulfate 1031-07-8	<0.00001 mg/l	<0.00001mg/l	<0.00001 mg/l	<0.00001 mg/l	1	
endrin 72-20-8	<0.00005 mg/l	<0.00005 mg/l	<0.00005 mg/l	<0.00005 mg/l	1	
endrin aldehyde 7421-93-4	<0.00001 mg/l	<0.00001 mg/l	<0.00001 mg/l	<0.00001 mg/l	1	
heptachlor 76-44-8	<0.00001 mg/l	<0.00001mg/l	<0.00001 mg/l	<0.00001 mg/l	1	
heptachlor epoxide 1024-57-3	<0.00001 mg/l	<0.00001mg/l	<0.00001 mg/l	<0.00001 mg/l	1	
toxaphene 8001-35-2	<0.0004 mg/l	<0.0004 mg/l	<0.0004 mg/l	<0.0004 mg/l	1	
alpha-BHC 319-84-6	<0.00001 mg/l	<0.00001mg/l	<0.00001 mg/l	<0.00001 mg/l	1	
beta-BHC 319-85-7	<0.00001 mg/l	<0.00001 mg/l	<0.00001 mg/l	<0.00001 mg/l	1	
delta-BHC 319-86-8	<0.00001 mg/l	<0.00001 mg/l	<0.00001 mg/l	<0.00001 mg/l	1	
gamma-BHC 58-89-8	<0.00001 mg/l	<0.00001 mg/l	<0.00001 mg/l	<0.00001 mg/l	1	
2-chlorophenol 95-57-8	<0.030 mg/l	<0.030 mg/l	<0.030 mg/l	<0.030 mg/l	1	
Aroclor-1242 53469-21-9	<0.0005 mg/l	<0.0005 mg/l	<0.0005 mg/l	<0.0005 mg/l	1	
Aroclor-1254 11097-69-1	<0.0005 mg/l	<0.0005 mg/l	<0.0005 mg/l	<0.0005 mg/l	1	
Aroclor-1221 11104-28-2	<0.0005 mg/l	<0.0005 mg/l	<0.0005 mg/l	<0.0005 mg/l	1	
Aroclor-1232 11141-16-5	<0.0005 mg/l	<0.0005 mg/l	<0.0005 mg/l	<0.0005 mg/l	1	
Aroclor-1248 12672-29-6	<0.0005 mg/l	<0.0005 mg/l	<0.0005 mg/l	<0.0005 mg/l	1	
Aroclor-1260 11096-82-5	<0.0005 mg/l	<0.0005 mg/l	<0.0005 mg/l	<0.0005 mg/l	1	
Aroclor-1016 12674-11-2	<0.0005 mg/l	<0.0005 mg/l	<0.0005 mg/l	<0.0005 mg/l	1	
Cresols	<0.010 mg/l	<0.010 mg/l	<0.010 mg/l	<0.010 mg/l	1	
Acrolein	<0.010 mg/l	<0.010 mg/l	<0.010 mg/l	<0.010 mg/l	1	
Acrylonitrile	<0.010 mg/l	<0.010 mg/l	<0.010 mg/l	<0.010 mg/l	1	
1,2-diphenylhydrazine (azobenzene)	Results pending	Results pending	Results pending	Results pending	1	

EPA ID Number (copy from Item 1 of Form1)

Outfall 99

Form Approved OMB No. 2040-0086
Approval expires 5-31-92

VII. Discharge Information (continued from page 3 of Form 2F)

Part A - You must provide the results of at least one analysis for every pollutant in this table. Complete one table for each outfall. See instructions for additional details.

Pollutant and CAS Number (if available)	Maximum Values (include units)		Average Values (include units)		Number of Storm Events Sampled	Sources of Pollutants
	Grab Sample Taken During First 30 Minutes	Flow-weighted Composite	Grab Sample Taken During First 30 Minutes	Flow-weighted Composite		
Oil and Grease	<2 mg/l		<2 mg/l		1	
Biological Oxygen Demand (BOD5)	<5 mg/l	<5 mg/l	<5 mg/l	<5 mg/l	1	
Chemical Oxygen Demand (COD)	5.8 mg/l	12 mg/l	5.8 mg/l	12 mg/l	1	
Total Suspended Solids (TSS)	<5 mg/l	<5 mg/l	<5 mg/l	<5 mg/l	1	
Total Kjeldahl Nitrogen	0.4 mg/l	0.5 mg/l	0.4 mg/l	0.5 mg/l	1	
Nitrate plus Nitrite Nitrogen	0.38 mg/l	0.38 mg/l	0.38 mg/l	0.38 mg/l	1	
Total Phosphorus	<0.1 mg/l	<0.1 mg/l	<0.1 mg/l	<0.1 mg/l	1	
pH	Minimum 8.0	Maximum 8.0	Minimum 8.0	Maximum 8.0		

Part B - List each pollutant that is limited in an effluent guideline which the facility is subject to or any pollutant listed in the facility's NPDES permit for its process wastewater (if the facility is operating under an existing NPDES permit). Complete one table for each outfall. See the instructions for additional details and requirements.

Pollutant and CAS Number (if available)	Maximum Values (include units)		Average Values (include units)		Number of Storm Events Sampled	Sources of Pollutants
	Grab Sample Taken During First 30 Minutes	Flow-weighted Composite	Grab Sample Taken During First 30 Minutes	Flow-weighted Composite		
Antimony 7440-36-0	<0.04 mg/l	<0.04 mg/l	<0.04 mg/l	<0.04 mg/l	1	
Cyanide	<0.002 mg/l		<0.002 mg/l		1	
Mercury 7439-97-6	<0.0002 mg/l	<0.0002 mg/l	<0.0002 mg/l	<0.0002 mg/l	1	
Phenols	0.004 mg/l		0.004 mg/l		1	
Selenium 7782-49-2	<0.002 mg/l	<0.002 mg/l	<0.002 mg/l	<0.002 mg/l	1	
Sulfate	<10 mg/l	<10 mg/l	<10 mg/l	<10 mg/l	1	
Surfactants	<0.05 mg/l	<0.05 mg/l	<0.05 mg/l	<0.05 mg/l	1	
Aluminum 7429-90-5	<0.04 mg/l	0.07 mg/l	<0.04 mg/l	0.07 mg/l	1	
Arsenic 7440-38-2	<0.04 mg/l	<0.04 mg/l	<0.04 mg/l	<0.04 mg/l	1	
Boron 7440-42-8	0.006 mg/l	0.007 mg/l	0.006 mg/l	0.007 mg/l	1	
Beryllium 7440-41-7	<0.0004mg/l	<0.0004mg/l	<0.0004mg/l	<0.0004mg/l	1	
Cadmium 7440-43-9	<0.004 mg/l	<0.004 mg/l	<0.004 mg/l	<0.004 mg/l	1	
Calcium 7440-70-2	8.5 mg/l	10.0 mg/l	8.5 mg/l	10.0 mg/l	1	
Chromium 7440-47-3	<0.006 mg/l	<0.006 mg/l	<0.006 mg/l	<0.006 mg/l	1	
Cobalt 7440-48-4	<0.002 mg/l	<0.002 mg/l	<0.002 mg/l	<0.002 mg/l	1	
Copper 7440-50-8	<0.006 mg/l	0.008 mg/l	<0.006 mg/l	0.008 mg/l	1	
Iron 7439-89-6	<0.06 mg/l	0.18 mg/l	<0.06 mg/l	0.18 mg/l	1	
Lead 7439-92-1	<0.02 mg/l	<0.02 mg/l	<0.02 mg/l	<0.02 mg/l	1	
Lithium 7439-93-2	<0.02 mg/l	<0.02 mg/l	<0.02 mg/l	<0.02 mg/l	1	
Magnesium 7439-95-4	2.07 mg/l	2.27 mg/l	2.07 mg/l	2.27 mg/l	1	
Manganese 7439-96-5	0.009 mg/l	0.035 mg/l	0.009 mg/l	0.035 mg/l	1	
Molybdenum 7439-98-7	0.008 mg/l	0.011 mg/l	0.008 mg/l	0.011 mg/l	1	
Nickel 7440-02-0	<0.008 mg/l	<0.008 mg/l	<0.008 mg/l	<0.008 mg/l	1	
Potassium 7440-09-7	<0.5 mg/l	<0.5 mg/l	<0.5 mg/l	<0.5 mg/l	1	
Silver 7440-22-4	<0.006 mg/l	<0.006 mg/l	<0.006 mg/l	<0.006 mg/l	1	
Sodium 7440-23-5	0.42 mg/l	0.61 mg/l	0.42 mg/l	0.61 mg/l	1	
Titanium 7440-32-6	<0.01 mg/l	<0.01 mg/l	<0.01 mg/l	<0.01mg/l	1	
Zinc 7440-66-6	0.13 mg/l	0.14 mg/l	0.13 mg/l	0.14 mg/l	1	

Continue on Reverse

Continued from front.

Part C- List each pollutant shown in Tables 2F-2, 2F-3, and 2F4 that you know or have reason to believe is present. See the instructions for additional details and requirements. Com one table for each outfall.

Pollutant and CAS Number (if availible)	Maximum Values (include units)		Average Values (include units)		Number of Storm Events Sampled	Sources of Pollutants
	Grab Sample Taken During First 30 Minutes	Flow-weighted Composite	Grab Sample Taken During First 30 Minutes	Flow-weighted Composite		
1,1,1,-trichloroethane 71-55-6	<0.010 mg/l		<0.010 mg/l		1	
1,1,2,2-tetrachloroethane 79-34-5	<0.010 mg/l		<0.010 mg/l		1	
1,1,2- trichloroethane 79-00-5	<0.010 mg/l		<0.010 mg/l		1	
1,1-dichloroethane 75-34-3	<0.010 mg/l		<0.010 mg/l		1	
1,1-dichloroethylene 75-35-4	<0.010 mg/l		<0.010 mg/l		1	
1,2-dichloroethane 107-06-2	<0.010 mg/l		<0.010 mg/l		1	
1,2-dichloropropane 78-87-5	<0.010 mg/l		<0.010 mg/l		1	
2-chloroethylvinylether 110-75-8	<0.010 mg/l		<0.010 mg/l		1	
benzene 71-43-2	<0.010 mg/l		<0.010 mg/l		1	
bromodichloromethane 75-27-4	<0.010 mg/l		<0.010 mg/l		1	
bromoform 75-25-2	<0.010 mg/l		<0.010 mg/l		1	
bromomethane 74-83-9	<0.010 mg/l		<0.010 mg/l		1	
carbon tetrachloride 56-23-5	<0.010 mg/l		<0.010 mg/l		1	
chlorobenzene 108-90-7	<0.010 mg/l		<0.010 mg/l		1	
chloroethane 75-00-3	<0.010 mg/l		<0.010 mg/l		1	
chloroform 67-66-3	<0.010 mg/l		<0.010 mg/l		1	
chloromethane 74-87-3	<0.010 mg/l		<0.010 mg/l		1	
dibromochloromethane 124-48-1	<0.010 mg/l		<0.010 mg/l		1	
ethylbenzene 100-41-4	<0.010 mg/l		<0.010 mg/l		1	
toluene 108-88-3	<0.010 mg/l		<0.010 mg/l		1	
vinyl chloride 75-01-4	<0.010 mg/l		<0.010 mg/l		1	
1,3-dichloropropene 10061-01-5	<0.010 mg/l		<0.010 mg/l		1	
trans-1,2-dichloroethene 156-60-5	<0.010 mg/l		<0.010 mg/l		1	
alpha activity 12587-46-1	3.9 pci/l	11 pci/l	3.9 pci/l	11 pci/l	1	
beta activity 12587-46-1	3.7 pci/l	14 pci/l	3.7 pci/l	14 pci/l	1	
fecal coliform	13 co/.1L	12 co/.1L	13 co/.1L	12 co/.1L	1	
Thallium 7440-28-0	<0.001 mg/l	<0.001 mg/l	<0.001 mg/l	<0.001 mg/l	1	
Uranium 7440-61-1	0.001 mg/l	0.003 mg/l	0.001 mg/l	0.003 mg/l	1	
Gamma activity	26 pci/l	25 pci/l	26 pci/l	25 pci/l	1	

Part D- Provide data for the storm event(s) which resulted in the maximum values for the flow weighted composite sample.

1. Date of Storm Event	2. Duration of Storm (in minutes)	3. Total rainfall during storm event (in inches)	4. Number of hours between beginning of storm measured and end of previous measurable rain event	5. Maximum flow rate during rain event (gallons/min or specify units)	6. Total flow from rain event (gallons or specify units)	7. Season sample was taken	8. Form of Precipitation (rainfall, snowmelt)
3/6/92	420	0.76	138.9	158	9,517	Winter	Rainfall

9. Provide a description of the method of flow measurement or estimate.

An ISCO 3230 Flow meter was used to obtain water level readings. This instrument was calibrated with the normal dry weather flow, if present, as level zero. The flow meter was programmed with the characteristics of the conveyance so that flow rates and total flows could be calculated by the meter.

Outfall 99

Parts B and C Continued

Pollutant and CAS Number (if available)	Maximum Values (include units)		Average Values (include units)		Number of Storm Events Sampled	Sources of Pollutants
	Grab Sample Taken During First 30 Minutes	Flow-weighted Composite	Grab Sample Taken During First 30 Minutes	Flow-weighted Composite		
Barium 7440-39-3	0.0056 mg/l	0.0082 mg/l	0.0056 mg/l	0.0082 mg/l	1	
methylene chloride 75-09-2	<0.010 mg/l		<0.010 mg/l		1	
tetrachloroethene 127-18-4	<0.010 mg/l		<0.010 mg/l		1	
trichloroethene 79-01-6	<0.010 mg/l		<0.010 mg/l		1	
Xylenes	<0.010 mg/l		<0.010 mg/l		1	
1,2,4-trichlorobenzene 120-82-1	<0.010 mg/l	<0.010 mg/l	<0.010 mg/l	<0.010 mg/l	1	
1,2-dichlorobenzene 95-50-1	<0.010 mg/l	<0.010mg/l	<0.010 mg/l	<0.010 mg/l	1	
1,3-dichlorobenzene 541-73-1	<0.010 mg/l	<0.010 mg/l	<0.010 mg/l	<0.010 mg/l	1	
1,4-dichlorobenzene 106-46-7	<0.010 mg/l	<0.010mg/l	<0.010 mg/l	<0.010 mg/l	1	
2,4-dinitrotoluene 121-14-2	<0.010 mg/l	<0.010 mg/l	<0.010 mg/l	<0.010 mg/l	1	
2,6-dinitrotoluene 606-20-2	<0.010 mg/l	<0.010 mg/l	<0.010 mg/l	<0.010 mg/l	1	
2-chloronaphthalene 91-58-7	<0.010 mg/l	<0.010 mg/l	<0.010 mg/l	<0.010 mg/l	1	
3,3'-dichlorobenzidine 91-94-1	<0.010 mg/l	<0.020 mg/l	<0.010 mg/l	<0.020 mg/l	1	
4-bromophenylphenyl ether 101-55-3	<0.010 mg/l	<0.010mg/l	<0.010 mg/l	<0.010 mg/l	1	
4-chlorophenylphenyl ether 7005-72-3	<0.010 mg/l	<0.010 mg/l	<0.010 mg/l	<0.010 mg/l	1	
acenaphthene 83-32-9	<0.010 mg/l	<0.010 mg/l	<0.010 mg/l	<0.010 mg/l	1	
acenaphthylene 208-96-8	<0.010 mg/l	<0.010 mg/l	<0.010 mg/l	<0.010 mg/l	1	
anthracene 120-12-7	<0.010 mg/l	<0.010 mg/l	<0.010 mg/l	<0.010 mg/l	1	
benzidine 92-87-5	<0.050 mg/l	<0.050 mg/l	<0.050 mg/l	<0.050 mg/l	1	
benzo(a)anthracene 56-55-3	<0.010 mg/l	<0.010 mg/l	<0.010 mg/l	<0.010 mg/l	1	
benzo(a)pyrene 50-32-8	<0.010 mg/l	<0.010 mg/l	<0.010 mg/l	<0.010 mg/l	1	
benzo(b)fluoranthene 205-99-2	<0.010 mg/l	<0.010 mg/l	<0.010 mg/l	<0.010 mg/l	1	
benzo(ghi)perylene 191-24-2	<0.010 mg/l	<0.010 mg/l	<0.010 mg/l	<0.010 mg/l	1	
benzo(k)fluoranthene 207-08-9	<0.010 mg/l	<0.010 mg/l	<0.010 mg/l	<0.010 mg/l	1	
benzyl butyl phthalate 85-68-7	<0.010 mg/l	<0.010 mg/l	<0.010 mg/l	<0.010 mg/l	1	
bis(2-chloroethoxy)methane 111-91-1	<0.010 mg/l	<0.010 mg/l	<0.010 mg/l	<0.010 mg/l	1	
bis(2-chloroethyl)ether 111-44-4	<0.010 mg/l	<0.010 mg/l	<0.010 mg/l	<0.010 mg/l	1	
bis(2-chloroisopropyl) ether 108-60-1	<0.010 mg/l	<0.010 mg/l	<0.010 mg/l	<0.010 mg/l	1	
bis(2-ethylhexyl)phthalate 117-81-7	<0.010 mg/l	<0.010 mg/l	<0.010 mg/l	<0.010 mg/l	1	
chrysene 218-01-9	<0.010 mg/l	<0.010 mg/l	<0.010 mg/l	<0.010 mg/l	1	
di-n-butyl phthalate 84-74-2	<0.010 mg/l	<0.010 mg/l	<0.010 mg/l	<0.010 mg/l	1	
di-n-octyl phthalate 117-84-0	<0.010 mg/l	<0.010 mg/l	<0.010 mg/l	<0.010 mg/l	1	
dibenzo(a,h)anthracene 53-70-3	<0.010 mg/l	<0.010 mg/l	<0.010 mg/l	<0.010 mg/l	1	
diethyl phthalate 84-66-2	<0.010 mg/l	<0.010 mg/l	<0.010 mg/l	<0.010 mg/l	1	
dimethyl phthalate 131-11-3	<0.010 mg/l	<0.010 mg/l	<0.010 mg/l	<0.010 mg/l	1	
fluoranthene 206-44-0	<0.010 mg/l	<0.010 mg/l	<0.010 mg/l	<0.010 mg/l	1	
fluorene 86-73-7	<0.010 mg/l	<0.010 mg/l	<0.010 mg/l	<0.010 mg/l	1	
hexachlorobenzene 118-74-1	<0.010 mg/l	<0.010 mg/l	<0.010 mg/l	<0.010 mg/l	1	
hexachlorobutadiene 87-68-3	<0.010 mg/l	<0.010 mg/l	<0.010 mg/l	<0.010 mg/l	1	
hexachlorocyclopentadiene 77-47-4	<0.010 mg/l	<0.010 mg/l	<0.010 mg/l	<0.010 mg/l	1	
hexachloroethane 67-72-1	<0.010 mg/l	<0.010 mg/l	<0.010 mg/l	<0.010 mg/l	1	
indeno(1,2,3-cd)pyrene 193-39-5	<0.010 mg/l	<0.010 mg/l	<0.010 mg/l	<0.010 mg/l	1	
isophorone 78-59-1	<0.010 mg/l	<0.010 mg/l	<0.010 mg/l	<0.010 mg/l	1	
N-nitrosodi-n-propylamine 621-64-7	<0.010 mg/l	<0.010 mg/l	<0.010 mg/l	<0.010 mg/l	1	
N-nitrosodimethylamine 62-75-9	<0.010 mg/l	<0.010 mg/l	<0.010 mg/l	<0.010 mg/l	1	
N-nitrosodiphenylamine 86-30-6	<0.010 mg/l	<0.010 mg/l	<0.010 mg/l	<0.010 mg/l	1	
naphthalene 91-20-3	<0.010 mg/l	<0.010 mg/l	<0.010 mg/l	<0.010 mg/l	1	
nitrobenzene 98-95-3	<0.010 mg/l	<0.010 mg/l	<0.010 mg/l	<0.010 mg/l	1	
phenanthrene 85-01-8	<0.010 mg/l	<0.010 mg/l	<0.010 mg/l	<0.010 mg/l	1	
pyrene 129-00-0	<0.010 mg/l	<0.010 mg/l	<0.010 mg/l	<0.010 mg/l	1	
2,4,6-trichlorophenol 88-06-2	<0.030 mg/l	<0.030 mg/l	<0.030 mg/l	<0.030 mg/l	1	
2,4-dichlorophenol 120-83-2	<0.030 mg/l	<0.030 mg/l	<0.030 mg/l	<0.030 mg/l	1	
2,4-dimethylphenol 105-67-9	<0.030 mg/l	<0.030 mg/l	<0.030 mg/l	<0.030 mg/l	1	
2,4-dinitrophenol 51-28-5	<0.050 mg/l	<0.050 mg/l	<0.050 mg/l	<0.050 mg/l	1	

Outfall 99

Parts B and C Continued

Pollutant and CAS Number (if availible)	Maximum Values (include units)		Average Values (include units)		Number of Storm Events Sampled	Sources of Pollutants
	Grab Sample Taken During First 30 Minutes	Flow-weighted Composite	Grab Sample Taken During First 30 Minutes	Flow-weighted Composite		
2-methyl-4,6-dinitrophenol 534-52-1	<0.050 mg/l	<0.050 mg/l	<0.050 mg/l	<0.050 mg/l	1	
2-nitrophenol 88-75-5	<0.030 mg/l	<0.030 mg/l	<0.030 mg/l	<0.030 mg/l	1	
4-chloro-3-methyl phenol 59-50-7	<0.030 mg/l	<0.030 mg/l	<0.030 mg/l	<0.030 mg/l	1	
4-nitrophenol 100-02-7	<0.050 mg/l	<0.050 mg/l	<0.050 mg/l	<0.050 mg/l	1	
pentachlorophenol 87-86-5	<0.050 mg/l	<0.050 mg/l	<0.050 mg/l	<0.050 mg/l	1	
phenol 108-95-2	<0.030 mg/l	<0.030 mg/l	<0.030 mg/l	<0.030 mg/l	1	
4,4'--DDD 72-54-8	<0.00001 mg/l	<0.00001 mg/l	<0.00001 mg/l	<0.00001 mg/l	1	
4,4'--DDE 72-55-9	<0.00001 mg/l	<0.00001 mg/l	<0.00001 mg/l	<0.00001 mg/l	1	
4,4'-DDT 50-29-3	0.000064 mg/l	<0.00001 mg/l	0.000064 mg/l	<0.00001 mg/l	1	
aldrin 309-00-2	<0.00001 mg/l	<0.00001 mg/l	<0.00001 mg/l	<0.00001 mg/l	1	
chlordane 57-74-9	<0.00002 mg/l	<0.00002 mg/l	<0.00002 mg/l	<0.00002 mg/l	1	
dieldrin 60-57-1	0.000012 mg/l	<0.00001 mg/l	0.000012 mg/l	<0.00001 mg/l	1	
endosulfan I 959-98-8	<0.00001 mg/l	<0.00001 mg/l	<0.00001 mg/l	<0.00001 mg/l	1	
endosulfan II 33213-65-9	0.000012 mg/l	<0.00001 mg/l	0.000012 mg/l	<0.00001 mg/l	1	
endosulfan sulfate 1031-07-8	<0.00001 mg/l	<0.00001 mg/l	<0.00001 mg/l	<0.00001 mg/l	1	
endrin 72-20-8	<0.00005 mg/l	<0.00005 mg/l	<0.00005 mg/l	<0.00005 mg/l	1	
endrin aldehyde 7421-93-4	<0.00001 mg/l	<0.00001 mg/l	<0.00001 mg/l	<0.00001 mg/l	1	
heptachlor 76-44-8	<0.00001 mg/l	<0.00001 mg/l	<0.00001 mg/l	<0.00001 mg/l	1	
heptachlor epoxide 1024-57-3	<0.00001 mg/l	<0.00001 mg/l	<0.00001 mg/l	<0.00001 mg/l	1	
toxaphene 8001-35-2	<0.0002 mg/l	<0.0002 mg/l	<0.0002 mg/l	<0.0002 mg/l	1	
alpha-BHC 319-84-6	<0.00001 mg/l	<0.00001 mg/l	<0.00001 mg/l	<0.00001 mg/l	1	
beta-BHC 319-85-7	<0.00001 mg/l	<0.00001 mg/l	<0.00001 mg/l	<0.00001 mg/l	1	
delta-BHC 319-86-8	<0.00001 mg/l	<0.00001 mg/l	<0.00001 mg/l	<0.00001 mg/l	1	
gamma-BHC 58-89-8	<0.00001 mg/l	<0.00001 mg/l	<0.00001 mg/l	<0.00001 mg/l	1	
2-chlorophenol 95-57-8	<0.030 mg/l	<0.030 mg/l	<0.030 mg/l	<0.030 mg/l	1	
Aroclor-1242 53469-21-9	<0.0005 mg/l	<0.0005 mg/l	<0.0005 mg/l	<0.0005 mg/l	1	
Aroclor-1254 11097-69-1	<0.0005 mg/l	<0.0005 mg/l	<0.0005 mg/l	<0.0005 mg/l	1	
Aroclor-1221 11104-28-2	<0.0005 mg/l	<0.0005 mg/l	<0.0005 mg/l	<0.0005 mg/l	1	
Aroclor-1232 11141-16-5	<0.0005 mg/l	<0.0005 mg/l	<0.0005 mg/l	<0.0005 mg/l	1	
Aroclor-1248 12672-29-6	<0.0005 mg/l	<0.0005 mg/l	<0.0005 mg/l	<0.0005 mg/l	1	
Aroclor-1260 11096-82-5	<0.0005 mg/l	<0.0005 mg/l	<0.0005 mg/l	<0.0005 mg/l	1	
Aroclor-1016 12674-11-2	<0.0005 mg/l	<0.0005 mg/l	<0.0005 mg/l	<0.0005 mg/l	1	
Cresols	<0.010 mg/l	<0.010 mg/l	<0.010 mg/l	<0.010 mg/l	1	
Acrolein	<0.010 mg/l	<0.010 mg/l	<0.010 mg/l	<0.010 mg/l	1	
Acrylonitrile	<0.010 mg/l	<0.010 mg/l	<0.010 mg/l	<0.010 mg/l	1	
1,2-diphenylhydrazine (azobenzene)	Results pending	Results pending	Results pending	Results pending	1	

EPA ID Number (copy from Item 1 of Form1)

Outfall 109

Form Approved OMB No. 2040-0086
Approval expires 5-31-92

VII. Discharge Information (continued from page 3 of Form 2F)

Part A - You must provide the results of at least one analysis for every pollutant in this table. Complete one table for each outfall. See instructions for additional details.

Pollutant and CAS Number (if available)	Maximum Values (include units)		Average Values (include units)		Number of Storm Events Sampled	Sources of Pollutants
	Grab Sample Taken During First 30 Minutes	Flow-weighted Composite	Grab Sample Taken During First 30 Minutes	Flow-weighted Composite		
Oil and Grease	<2 mg/l		<2 mg/l		1	
Biological Oxygen Demand (BOD5)	<5 mg/l	5.9 mg/l	<5 mg/l	5.9 mg/l	1	
Chemical Oxygen Demand (COD)	34 mg/l	31 mg/l	34 mg/l	31 mg/l	1	
Total Suspended Solids (TSS)	16 mg/l	61 mg/l	16 mg/l	61 mg/l	1	
Total Kjeldahl Nitrogen	1.2 mg/l	1.0 mg/l	1.2 mg/l	1.0 mg/l	1	
Nitrate plus Nitrite Nitrogen	1.10mg/l	0.9 mg/l	1.0 mg/l	0.9 mg/l	1	
Total Phosphorus	0.20 mg/l	0.17 mg/l	0.20 mg/l	0.17 mg/l	1	
pH	Minimum 7.7	Maximum 7.7	Minimum 7.7	Maximum 7.7		

Part B - List each pollutant that is limited in an effluent guideline which the facility is subject to or any pollutant listed in the facility's NPDES permit for its process wastewater (if the facility is operating under an existing NPDES permit). Complete one table for each outfall. See the instructions for additional details and requirements.

Pollutant and CAS Number (if available)	Maximum Values (include units)		Average Values (include units)		Number of Storm Events Sampled	Sources of Pollutants
	Grab Sample Taken During First 30 Minutes	Flow-weighted Composite	Grab Sample Taken During First 30 Minutes	Flow-weighted Composite		
Antimony 7440-36-0	<0.04 mg/l	<0.04 mg/l	<0.04 mg/l	<0.04 mg/l	1	
Cyanide	<0.002 mg/l		<0.002 mg/l		1	
Mercury 7439-97-6	0.0004 mg/l	0.0003 mg/l	0.0004 mg/l	0.0003 mg/l	1	
Phenols	0.002 mg/l		0.002 mg/l		1	
Selenium 7782-49-2	<0.002 mg/l	<0.002 mg/l	<0.002 mg/l	<0.002 mg/l	1	
Sulfate	25 mg/l	14 mg/l	25 mg/l	14 mg/l	1	
Surfactants	<0.05 mg/l	0.13 mg/l	<0.05 mg/l	0.13 mg/l	1	
Aluminum 7429-90-5	0.50 mg/l	1.15 mg/l	0.50 mg/l	1.15 mg/l	1	
Arsenic 7440-38-2	<0.04 mg/l	<0.04 mg/l	<0.04 mg/l	<0.04 mg/l	1	
Boron 7440-42-8	0.052 mg/l	0.037 mg/l	0.052 mg/l	0.037 mg/l	1	
Beryllium 7440-41-7	<0.0004mg/l	<0.0004mg/l	<0.0004mg/l	<0.0004mg/l	1	
Cadmium 7440-43-9	<0.004 mg/l	<0.004 mg/l	<0.004 mg/l	<0.004 mg/l	1	
Calcium 7440-70-2	15.2 mg/l	12.3 mg/l	15.2 mg/l	12.3 mg/l	1	
Chromium 7440-47-3	<0.006 mg/l	<0.006 mg/l	<0.006 mg/l	<0.006 mg/l	1	
Cobalt 7440-48-4	<0.002 mg/l	<0.002 mg/l	<0.002 mg/l	<0.002 mg/l	1	
Copper 7440-50-8	0.010 mg/l	0.009 mg/l	0.010 mg/l	0.009 mg/l	1	
Iron 7439-89-6	0.87 mg/l	1.59 mg/l	0.87 mg/l	1.59 mg/l	1	
Lead 7439-92-1	<0.02 mg/l	<0.02 mg/l	<0.02 mg/l	<0.02 mg/l	1	
Lithium 7439-93-2	<0.02 mg/l	<0.02 mg/l	<0.02 mg/l	<0.02 mg/l	1	
Magnesium 7439-95-4	2.42 mg/l	2.15 mg/l	2.42 mg/l	2.15 mg/l	1	
Manganese 7439-96-5	0.122 mg/l	0.121 mg/l	0.122 mg/l	0.121 mg/l	1	
Molybdenum 7439-98-7	<0.006 mg/l	<0.006 mg/l	<0.006 mg/l	<0.006 mg/l	1	
Nickel 7440-02-0	<0.008 mg/l	<0.008 mg/l	<0.008 mg/l	<0.008 mg/l	1	
Potassium 7440-09-7	3.5 mg/l	2.1 mg/l	3.5 mg/l	2.1 mg/l	1	
Silver 7440-22-4	<0.006 mg/l	<0.006 mg/l	<0.006 mg/l	<0.006 mg/l	1	
Sodium 7440-23-5	1.82 mg/l	1.25 mg/l	1.82 mg/l	1.25 mg/l	1	
Titanium 7440-32-6	<0.01 mg/l	0.02 mg/l	<0.01 mg/l	0.02 mg/l	1	
Zinc 7440-66-6	0.12 mg/l	0.09 mg/l	0.12 mg/l	0.09 mg/l	1	

Continue on Reverse

Continued from front.

Part C- List each pollutant shown in Tables 2F-2, 2F-3, and 2F4 that you know or have reason to believe is present. See the instructions for additional details and requirements. Compl one table for each outfall.

Pollutant and CAS Number (if available)	Maximum Values (include units)		Average Values (include units)		Number of Storm Events Sampled	Sources of Pollutants
	Grab Sample Taken During First 30 Minutes	Flow-weighted Composite	Grab Sample Taken During First 30 Minutes	Flow-weighted Composite		
1,1,1,-trichloroethane 71-55-6	<0.010 mg/l		<0.010 mg/l		1	
1,1,2,2-tetrachloroethane 79-34-5	<0.010 mg/l		<0.010 mg/l		1	
1,1,2- trichloroethane 79-00-5	<0.010 mg/l		<0.010 mg/l		1	
1,1-dichloroethane 75-34-3	<0.010 mg/l		<0.010 mg/l		1	
1,1-dichloroethylene 75-35-4	<0.010 mg/l		<0.010 mg/l		1	
1,2-dichloroethane 107-06-2	<0.010 mg/l		<0.010 mg/l		1	
1,2-dichloropropane 78-87-5	<0.010 mg/l		<0.010 mg/l		1	
2-chloroethylvinylether 110-75-8	<0.010 mg/l		<0.010 mg/l		1	
benzene 71-43-2	<0.010 mg/l		<0.010 mg/l		1	
bromodichloromethane 75-27-4	<0.010 mg/l		<0.010 mg/l		1	
bromoform 75-25-2	<0.010 mg/l		<0.010 mg/l		1	
bromomethane 74-83-9	<0.010 mg/l		<0.010 mg/l		1	
carbon tetrachloride 56-23-5	<0.010 mg/l		<0.010 mg/l		1	
chlorobenzene 108-90-7	<0.010 mg/l		<0.010 mg/l		1	
chloroethane 75-00-3	<0.010 mg/l		<0.010 mg/l		1	
chloroform 67-66-3	<0.010 mg/l		<0.010 mg/l		1	
chloromethane 74-87-3	<0.010 mg/l		<0.010 mg/l		1	
dibromochloromethane 124-48-1	<0.010 mg/l		<0.010 mg/l		1	
ethylbenzene 100-41-4	<0.010 mg/l		<0.010 mg/l		1	
toluene 108-88-3	<0.010 mg/l		<0.010 mg/l		1	
vinyl chloride 75-01-4	<0.010 mg/l		<0.010 mg/l		1	
1,3-dichloropropene 10061-01-5	<0.010 mg/l		<0.010 mg/l		1	
trans-1,2-dichloroethene 156-60-5	<0.010 mg/l		<0.010 mg/l		1	
alpha activity 12587-46-1	41 pci/l	27 pci/l	41 pci/l	27 pci/l	1	
beta activity 12587-46-1	15 pci/l	15 pci/l	15 pci/l	15 pci/l	1	
fecal coliform	<1 co/.1L	1,600 co/.1L	<1 co/.1L	1,600 co/.1L	1	
Thallium 7440-28-0	<0.001 mg/l	<0.001 mg/l	<0.001 mg/l	<0.001 mg/l	1	
Uranium 7440-61-1	0.002 mg/l	<0.001 mg/l	0.002 mg/l	<0.001 mg/l	1	
Gamma activity	74 pci/l	0.58 pci/l	74 pci/l	0.58 pci/l	1	

Part D- Provide data for the storm event(s) which resulted in the maximum values for the flow weighted composite sample.

1. Date of Storm Event	2. Duration of Storm (in minutes)	3. Total rainfall during storm event (in inches)	4. Number of hours between beginning of storm measured and end of previous measurable rain event	5. Maximum flow rate during rain event (gallons/min or specify units)	6. Total flow from rain event (gallons or specify units)	7. Season sample was taken	8. Form of Precipitation (rainfall, snowmelt)
7/12/91-7/13/91	115	0.9	188.75	38,505	1,808,745	Summer	Rainfall

9. Provide a description of the method of flow measurement or estimate.

An ISCO 3230 Flow meter was used to obtain water level readings. This instrument was calibrated with the normal dry weather flow, if present, as level zero. The flow meter was programmed with the characteristics of the conveyance so that flow rates and total flows could be calculated by the meter.

Outfall 109

Parts B and C Continued

Pollutant and CAS Number (if availible)	Maximum Values (include units)		Average Values (include units)		Number of Storm Events Sampled	Sources of Pollutants
	Grab Sample Taken During First 30 Minutes	Flow-weighted Composite	Grab Sample Taken During First 30 Minutes	Flow-weighted Composite		
Barium 7440-39-3	0.0273 mg/l	0.282 mg/l	0.0273 mg/l	0.282 mg/l	1	
methylene chloride 75-09-2	<0.010 mg/l		<0.010 mg/l		1	
tetrachloroethene 127-18-4	<0.010 mg/l		<0.010 mg/l		1	
trichloroethene 79-01-6	<0.010 mg/l		<0.010 mg/l		1	
Xylenes	<0.010 mg/l		<0.010 mg/l		1	
1,2,4-trichlorobenzene 120-82-1	<0.010 mg/l	<0.010 mg/l	<0.010 mg/l	<0.010 mg/l	1	
1,2-dichlorobenzene 95-50-1	<0.010 mg/l	<0.010 mg/l	<0.010 mg/l	<0.010 mg/l	1	
1,3-dichlorobenzene 541-73-1	<0.010 mg/l	<0.010 mg/l	<0.010 mg/l	<0.010 mg/l	1	
1,4-dichlorobenzene 106-46-7	<0.010 mg/l	<0.010 mg/l	<0.010 mg/l	<0.010 mg/l	1	
2,4-dinitrotoluene 121-14-2	<0.010 mg/l	<0.010 mg/l	<0.010 mg/l	<0.010 mg/l	1	
2,6-dinitrotoluene 606-20-2	<0.010 mg/l	<0.010 mg/l	<0.010 mg/l	<0.010 mg/l	1	
2-chloronaphthalene 91-58-7	<0.010 mg/l	<0.010 mg/l	<0.010 mg/l	<0.010 mg/l	1	
3,3'-dichlorobenzidine 91-94-1	<0.010 mg/l	<0.010 mg/l	<0.010 mg/l	<0.010 mg/l	1	
4-bromophenylphenyl ether 101-55-3	<0.010 mg/l	<0.010 mg/l	<0.010 mg/l	<0.010 mg/l	1	
4-chlorophenylphenyl ether 7005-72-3	<0.010 mg/l	<0.010 mg/l	<0.010 mg/l	<0.010 mg/l	1	
acenaphthene 83-32-9	<0.010 mg/l	<0.010 mg/l	<0.010 mg/l	<0.010 mg/l	1	
acenaphthylene 208-96-8	<0.010 mg/l	<0.010 mg/l	<0.010 mg/l	<0.010 mg/l	1	
anthracene 120-12-7	<0.010 mg/l	<0.010 mg/l	<0.010 mg/l	<0.010 mg/l	1	
benzidine 92-87-5	<0.030 mg/l	<0.030 mg/l	<0.030 mg/l	<0.030 mg/l	1	
benzo(a)anthracene 56-55-3	<0.010 mg/l	<0.010 mg/l	<0.010 mg/l	<0.010 mg/l	1	
benzo(a)pyrene 50-32-8	<0.010 mg/l	<0.010 mg/l	<0.010 mg/l	<0.010 mg/l	1	
benzo(b)fluoranthene 205-99-2	<0.010 mg/l	<0.010 mg/l	<0.010 mg/l	<0.010 mg/l	1	
benzo(ghi)perylene 191-24-2	<0.010 mg/l	<0.010 mg/l	<0.010 mg/l	<0.010 mg/l	1	
benzo(k)fluoranthene 207-08-9	<0.010 mg/l	<0.010 mg/l	<0.010 mg/l	<0.010 mg/l	1	
benzyl butyl phthalate 85-68-7	<0.010 mg/l	<0.010 mg/l	<0.010 mg/l	<0.010 mg/l	1	
bis(2-chloroethoxy)methane 111-91-1	<0.010 mg/l	<0.010 mg/l	<0.010 mg/l	<0.010 mg/l	1	
bis(2-chloroethyl)ether 111-44-4	<0.010 mg/l	<0.010 mg/l	<0.010 mg/l	<0.010 mg/l	1	
bis(2-chloroisopropyl) ether 108-60-1	<0.010 mg/l	<0.010 mg/l	<0.010 mg/l	<0.010 mg/l	1	
bis(2-ethylhexyl)phthalate 117-81-7	<0.010 mg/l	<0.010 mg/l	<0.010 mg/l	<0.010 mg/l	1	
chrysene 218-01-9	<0.010 mg/l	<0.010 mg/l	<0.010 mg/l	<0.010 mg/l	1	
di-n-butyl phthalate 84-74-2	0.046 mg/l	0.061 mg/l	0.046 mg/l	0.061 mg/l	1	
di-n-octyl phthalate 117-84-0	<0.010 mg/l	<0.010 mg/l	<0.010 mg/l	<0.010 mg/l	1	
dibenzo(a,h)anthracene 53-70-3	<0.010 mg/l	<0.010 mg/l	<0.010 mg/l	<0.010 mg/l	1	
diethyl phthalate 84-66-2	<0.010 mg/l	<0.010 mg/l	<0.010 mg/l	<0.010 mg/l	1	
dimethyl phthalate 131-11-3	<0.010 mg/l	<0.010 mg/l	<0.010 mg/l	<0.010 mg/l	1	
fluoranthene 206-44-0	<0.010 mg/l	<0.010 mg/l	<0.010 mg/l	<0.010 mg/l	1	
fluorene 86-73-7	<0.010 mg/l	<0.010 mg/l	<0.010 mg/l	<0.010 mg/l	1	
hexachlorobenzene 118-74-1	<0.010 mg/l	<0.010 mg/l	<0.010 mg/l	<0.010 mg/l	1	
hexachlorobutadiene 87-68-3	<0.010 mg/l	<0.010 mg/l	<0.010 mg/l	<0.010 mg/l	1	
hexachlorocyclopentadiene 77-47-4	<0.010 mg/l	<0.010 mg/l	<0.010 mg/l	<0.010 mg/l	1	
hexachloroethane 67-72-1	<0.010 mg/l	<0.010 mg/l	<0.010 mg/l	<0.010 mg/l	1	
indeno(1,2,3-cd)pyrene 193-39-5	<0.010 mg/l	<0.010 mg/l	<0.010 mg/l	<0.010 mg/l	1	
isophorone 78-59-1	<0.010 mg/l	<0.010 mg/l	<0.010 mg/l	<0.010 mg/l	1	
N-nitrosodi-n-propylamine 621-64-7	<0.010 mg/l	<0.010 mg/l	<0.010 mg/l	<0.010 mg/l	1	
N-nitrosodimethylamine 62-75-9	<0.010 mg/l	<0.010 mg/l	<0.010 mg/l	<0.010 mg/l	1	
N-nitrosodiphenylamine 86-30-6	<0.010 mg/l	<0.010 mg/l	<0.010 mg/l	<0.010 mg/l	1	
naphthalene 91-20-3	<0.010 mg/l	<0.010 mg/l	<0.010 mg/l	<0.010 mg/l	1	
nitrobenzene 98-95-3	<0.010 mg/l	<0.010 mg/l	<0.010 mg/l	<0.010 mg/l	1	
phenanthrene 85-01-8	<0.010 mg/l	<0.010 mg/l	<0.010 mg/l	<0.010 mg/l	1	
pyrene 129-00-0	<0.010 mg/l	<0.010 mg/l	<0.010 mg/l	<0.010 mg/l	1	
2,4,6-trichlorophenol 88-06-2	<0.030 mg/l	<0.030 mg/l	<0.030 mg/l	<0.030 mg/l	1	
2,4-dichlorophenol 120-83-2	<0.030 mg/l	<0.030 mg/l	<0.030 mg/l	<0.030 mg/l	1	
2,4-dimethylphenol 105-67-9	<0.030 mg/l	<0.030 mg/l	<0.030 mg/l	<0.030 mg/l	1	
2,4-dinitrophenol 51-28-5	<0.030 mg/l	<0.030 mg/l	<0.030 mg/l	<0.030 mg/l	1	

Outfall 109

Parts B and C Continued

Pollutant and CAS Number (if availible)	Maximum Values (include units)		Average Values (include units)		Number of Storm Events Sampled	Sources of Pollutants
	Grab Sample Taken During First 30 Minutes	Flow-weighted Composite	Grab Sample Taken During First 30 Minutes	Flow-weighted Composite		
2-methyl-4,6-dinitrophenol 534-52-1	<0.030 mg/l	<0.030 mg/l	<0.030 mg/l	<0.030 mg/l	1	
2-nitrophenol 88-75-5	<0.030 mg/l	<0.030 mg/l	<0.030 mg/l	<0.030 mg/l	1	
4-chloro-3-methyl phenol 59-50-7	<0.030 mg/l	<0.030 mg/l	<0.030 mg/l	<0.030 mg/l	1	
4-nitrophenol 100-02-7	<0.030 mg/l	<0.030 mg/l	<0.030 mg/l	<0.030 mg/l	1	
pentachlorophenol 87-86-5	<0.030 mg/l	<0.030 mg/l	<0.030 mg/l	<0.030 mg/l	1	
phenol 108-95-2	<0.030 mg/l	<0.030 mg/l	<0.030 mg/l	<0.030 mg/l	1	
4,4'--DDD 72-54-8	<0.000004 mg/l	<0.000004mg/l	<0.000004 mg/l	<0.000004 mg/l	1	
4,4'--DDE 72-55-9	<0.000004 mg/l	<0.000004mg/l	<0.000004 mg/l	<0.000004 mg/l	1	
4,4'-DDT 50-29-3	<0.000004 mg/l	<0.000004mg/l	<0.000004 mg/l	<0.000004 mg/l	1	
aldrin 309-00-2	<0.000004 mg/l	<0.000004mg/l	<0.000004 mg/l	<0.000004 mg/l	1	
chlordane 57-74-9	<0.00002 mg/l	<0.00002 mg/l	<0.00002 mg/l	<0.00002 mg/l	1	
dieldrin 60-57-1	<0.000004 mg/l	<0.000004mg/l	<0.000004 mg/l	<0.000004 mg/l	1	
endosulfan I 959-98-8	<0.000004 mg/l	<0.000004mg/l	<0.000004 mg/l	<0.000004 mg/l	1	
endosulfan II 33213-65-9	<0.000004 mg/l	<0.000004mg/l	<0.000004 mg/l	<0.000004 mg/l	1	
endosulfan sulfate 1031-07-8	<0.000004 mg/l	<0.000004mg/l	<0.000004 mg/l	<0.000004 mg/l	1	
endrin 72-20-8	<0.00005 mg/l	<0.00005 mg/l	<0.00005 mg/l	<0.00005 mg/l	1	
endrin aldehyde 7421-93-4	<0.000004 mg/l	<0.000004mg/l	<0.000004 mg/l	<0.000004 mg/l	1	
heptachlor 76-44-8	<0.000004 mg/l	<0.000004mg/l	<0.000004 mg/l	<0.000004 mg/l	1	
heptachlor epoxide 1024-57-3	<0.000004 mg/l	<0.000004mg/l	<0.000004 mg/l	<0.000004 mg/l	1	
toxaphene 8001-35-2	<0.0002 mg/l	<0.0002 mg/l	<0.0002 mg/l	<0.0002 mg/l	1	
alpha-BHC 319-84-6	<0.000004 mg/l	<0.000004mg/l	<0.000004 mg/l	<0.000004 mg/l	1	
beta-BHC 319-85-7	<0.000004 mg/l	<0.000004mg/l	<0.000004 mg/l	<0.000004 mg/l	1	
delta-BHC 319-86-8	<0.000004 mg/l	<0.000004mg/l	<0.000004 mg/l	<0.000004 mg/l	1	
gamma-BHC 58-89-8	<0.00001 mg/l	<0.00001 mg/l	<0.0001 mg/l	<0.0001 mg/l	1	
2-chlorophenol 95-57-8	<0.030 mg/l	<0.030 mg/l	<0.030 mg/l	<0.030 mg/l	1	
Aroclor-1242 53469-21-9	<0.0005 mg/l	<0.0005 mg/l	<0.0005 mg/l	<0.0005 mg/l	1	
Aroclor-1254 11097-69-1	<0.0005 mg/l	<0.0005 mg/l	<0.0005 mg/l	<0.0005 mg/l	1	
Aroclor-1221 11104-28-2	<0.0005 mg/l	<0.0005 mg/l	<0.0005 mg/l	<0.0005 mg/l	1	
Aroclor-1232 11141-16-5	<0.0005 mg/l	<0.0005 mg/l	<0.0005 mg/l	<0.0005 mg/l	1	
Aroclor-1248 12672-29-6	<0.0005 mg/l	<0.0005 mg/l	<0.0005 mg/l	<0.0005 mg/l	1	
Aroclor-1260 11096-82-5	<0.0005 mg/l	<0.0005 mg/l	<0.0005 mg/l	<0.0005 mg/l	1	
Aroclor-1016 12674-11-2	<0.0005 mg/l	<0.0005 mg/l	<0.0005 mg/l	<0.0005 mg/l	1	
Cresols	<0.030 mg/l	<0.030 mg/l	<0.030 mg/l	<0.030 mg/l	1	
Acrolein	<0.010 mg/l	<0.010 mg/l	<0.010 mg/l	<0.010 mg/l	1	
Acrylonitrile	<0.010 mg/l	<0.010 mg/l	<0.010 mg/l	<0.010 mg/l	1	
1,2-diphenylhydrazine (azobenzene)	Results pending	Results pending	Results pending	Results pending	1	

EPA ID Number (copy from Item 1 of Form1)

Outfall 110

Form Approved OMB No. 2040-0086
Approval expires 5-31-92

VII. Discharge Information (continued from page 3 of Form 2F)

Part A - You must provide the results of at least one analysis for every pollutant in this table. Complete one table for each outfall. See instructions for additional details.

Pollutant and CAS Number (if availible)	Maximum Values (include units)		Average Values (include units)		Number of Storm Events Sampled	Sources of Pollutants
	Grab Sample Taken During First 30 Minutes	Flow-weighted Composite	Grab Sample Taken During First 30 Minutes	Flow-weighted Composite		
Oil and Grease	2 mg/l		2 mg/l		1	
Biological Oxygen Demand (BOD5)	<5 mg/l	<5 mg/l	<5 mg/l	<5 mg/l	1	
Chemical Oxygen Demand (COD)	19 mg/l	9.4 mg/l	19 mg/l	9.4 mg/l	1	
Total Suspended Solids (TSS)	6 mg/l	<5 mg/l	6 mg/l	<5 mg/l	1	
Total Kjeldahl Nitrogen	1.8 mg/l	<0.2 mg/l	1.8 mg/l	<0.2 mg/l	1	
Nitrate plus Nitrite Nitrogen	0.5 mg/l	2.2 mg/l	0.5 mg/l	2.2 mg/l	1	
Total Phosphorus	<0.1 mg/l	<0.1 mg/l	<0.1 mg/l	<0.1 mg/l	1	
pH	Minimum 7.9	Maximum 7.9	Minimum 7.9	Maximum 7.9		

Part B - List each pollutant that is limited in an effluent guideline which the facility is subject to or any pollutant listed in the facility's NPDES permit for its process wastewater (if the facility is operating under an existing NPDES permit). Complete one table for each outfall. See the instructions for additional details and requirements.

Pollutant and CAS Number (if availible)	Maximum Values (include units)		Average Values (include units)		Number of Storm Events Sampled	Sources of Pollutants
	Grab Sample Taken During First 30 Minutes	Flow-weighted Composite	Grab Sample Taken During First 30 Minutes	Flow-weighted Composite		
Antimony 7440-36-0	<0.04 mg/l	<0.04 mg/l	<0.04 mg/l	<0.04 mg/l	1	
Cyanide	<0.002 mg/l		<0.002 mg/l		1	
Mercury 7439-97-6	0.0003 mg/l	0.0003 mg/l	0.0003 mg/l	0.0003 mg/l	1	
Phenols	0.003 mg/l		0.003 mg/l		1	
Selenium 7782-49-2	<0.002 mg/l	<0.002 mg/l	<0.002 mg/l	<0.002 mg/l	1	
Sulfate	34 mg/l	24 mg/l	34 mg/l	24 mg/l	1	
Surfactants	<0.05 mg/l	0.06 mg/l	<0.05 mg/l	0.06 mg/l	1	
Aluminum 7429-90-5	0.22 mg/l	0.36 mg/l	0.22 mg/l	0.36 mg/l	1	
Arsenic 7440-38-2	<0.04 mg/l	<0.04 mg/l	<0.04 mg/l	<0.04 mg/l	1	
Boron 7440-42-8	0.017 mg/l	0.037 mg/l	0.017 mg/l	0.037 mg/l	1	
Beryllium 7440-41-7	<0.0004mg/l	<0.0004mg/l	<0.0004mg/l	<0.0004mg/l	1	
Cadmium 7440-43-9	<0.004 mg/l	0.006 mg/l	<0.004 mg/l	0.006 mg/l	1	
Calcium 7440-70-2	11.6 mg/l	17.8 mg/l	11.6 mg/l	17.8 mg/l	1	
Chromium 7440-47-3	<0.006 mg/l	<0.006 mg/l	<0.006 mg/l	<0.006 mg/l	1	
Cobalt 7440-48-4	<0.002 mg/l	<0.002 mg/l	<0.002 mg/l	<0.002 mg/l	1	
Copper 7440-50-8	<0.006 mg/l	<0.006 mg/l	<0.006 mg/l	<0.006 mg/l	1	
Iron 7439-89-6	0.45 mg/l	0.33 mg/l	0.45 mg/l	0.33 mg/l	1	
Lead 7439-92-1	<0.02 mg/l	<0.02 mg/l	<0.02 mg/l	<0.02 mg/l	1	
Lithium 7439-93-2	<0.02 mg/l	<0.02 mg/l	<0.02 mg/l	<0.02 mg/l	1	
Magnesium 7439-95-4	1.55 mg/l	3.90 mg/l	1.55 mg/l	3.90 mg/l	1	
Manganese 7439-96-5	0.011 mg/l	0.011 mg/l	0.011 mg/l	0.011 mg/l	1	
Molybdenum 7439-98-7	<0.006 mg/l	<0.006 mg/l	<0.006 mg/l	<0.006 mg/l	1	
Nickel 7440-02-0	<0.008 mg/l	<0.008 mg/l	<0.008 mg/l	<0.008 mg/l	1	
Potassium 7440-09-7	1.2 mg/l	2.9 mg/l	1.2 mg/l	2.9 mg/l	1	
Silver 7440-22-4	<0.006 mg/l	<0.006 mg/l	<0.006 mg/l	<0.006 mg/l	1	
Sodium 7440-23-5	0.67 mg/l	1.70 mg/l	0.67 mg/l	1.70 mg/l	1	
Titanium 7440-32-6	<0.01 mg/l	<0.01 mg/l	<0.01 mg/l	<0.01 mg/l	1	
Zinc 7440-66-6	0.02 mg/l	0.02 mg/l	0.02 mg/l	0.02 mg/l	1	

Continue on Reverse

Continued from front.

Part C- List each pollutant shown in Tables 2F-2, 2F-3, and 2F4 that you know or have reason to believe is present. See the instructions for additional data requirements. Comp one table for each outfall.

Pollutant and CAS Number (if availible)	Maximum Values (include units)		Average Values (include units)		Number of Storm Events Sampled	Sources of Pollutants
	Grab Sample Taken During First 30 Minutes	Flow-weighted Composite	Grab Sample Taken During First 30 Minutes	Flow-weighted Composite		
1,1,1,-trichloroethane 71-55-6	<0.010 mg/l		<0.010 mg/l		1	
1,1,2,2-tetrachloroethane 79-34-5	<0.010 mg/l		<0.010 mg/l		1	
1,1,2- trichloroethane 79-00-5	<0.010 mg/l		<0.010 mg/l		1	
1,1-dichloroethane 75-34-3	<0.010 mg/l		<0.010 mg/l		1	
1,1-dichloroethylene 75-35-4	<0.010 mg/l		<0.010 mg/l		1	
1,2-dichloroethane 107-06-2	<0.010 mg/l		<0.010 mg/l		1	
1,2-dichloropropane 78-87-5	<0.010 mg/l		<0.010 mg/l		1	
2-chloroethylvinylether 110-75-8	<0.010 mg/l		<0.010 mg/l		1	
benzene 71-43-2	<0.010 mg/l		<0.010 mg/l		1	
bromodichloromethane 75-27-4	<0.010 mg/l		<0.010 mg/l		1	
bromoform 75-25-2	<0.010 mg/l		<0.010 mg/l		1	
bromomethane 74-83-9	<0.010 mg/l		<0.010 mg/l		1	
carbon tetrachloride 56-23-5	<0.010 mg/l		<0.010 mg/l		1	
chlorobenzene 108-90-7	<0.010 mg/l		<0.010 mg/l		1	
chloroethane 75-00-3	<0.010 mg/l		<0.010 mg/l		1	
chloroform 67-66-3	<0.010 mg/l		<0.010 mg/l		1	
chloromethane 74-87-3	<0.010 mg/l		<0.010 mg/l		1	
dibromochloromethane 124-48-1	<0.010 mg/l		<0.010 mg/l		1	
ethylbenzene 100-41-4	<0.010 mg/l		<0.010 mg/l		1	
toluene 108-88-3	<0.010 mg/l		<0.010 mg/l		1	
vinyl chloride 75-01-4	<0.010 mg/l		<0.010 mg/l		1	
1,3-dichloropropene 10061-01-5	<0.010 mg/l		<0.010 mg/l		1	
trans-1,2-dichloroethene 156-60-5	<0.010 mg/l		<0.010 mg/l		1	
alpha activity 12587-46-1	-0.28 pci/l	7.7 pci/l	-0.28 pci/l	7.7 pci/l	1	
beta activity 12587-46-1	8.5 pci/l	9.3 pci/l	8.5 pci/l	9.3 pci/l	1	
fecal coliform	<1 co/.1L	<1 co/.1L	<1 co/.1L	<1 co/.1L	1	
Thallium 7440-28-0	<0.001 mg/l	<0.001 mg/l	<0.001 mg/l	<0.001 mg/l	1	
Uranium 7440-61-1	0.008 mg/l	0.018 mg/l	0.008 mg/l	0.018 mg/l	1	
Gamma activity	59 pci/l	1.9 pci/l	59 pci/l	1.9 pci/l	1	

Part D- Provide data for the sorm event(s) which resulted in the maximum values for the flow weighted composite sample.

1. Date of Storm Event	2. Duration of Storm (in minutes)	3. Total rainfall during storm event (in inches)	4. Number of hours between beginning of storm measured and end of previous measurable rain event	5. Maximum flow rate during rain event (gallons/min or specify units)	6. Total flow from rain event (gallons or specify units)	7. Season sample was taken	8. Form of Precipitation (rainfall, snowmelt)
7/12/91-7/13/91	120	1.1	188.75	655	12,373	Summer	Rainfall

9. Provide a description of the method of flow measurement or estimate.

An ISCO 3230 Flow meter was used to obtain water level readings. This instrument was calibrated with the normal dry weather flow, if present, as level zero. The flow meter was programmed with the characteristics of the conveyance so that flow rates and total flows could be calculated by the meter.

Outfall 110

Parts B and C Continued

Pollutant and CAS Number (if availible)	Maximum Values (include units)		Average Values (include units)		Number of Storm Events Sampled	Sources of Pollutants
	Grab Sample Taken During First 30 Minutes	Flow-weighted Composite	Grab Sample Taken During First 30 Minutes	Flow-weighted Composite		
Barium 7440-39-3	0.0112 mg/l	0.0134 mg/l	0.0112 mg/l	0.0134 mg/l	1	
methylene chloride 75-09-2	<0.010 mg/l		<0.010 mg/l		1	
tetrachloroethene 127-18-4	<0.010 mg/l		<0.010 mg/l		1	
trichloroethene 79-01-6	<0.010 mg/l		<0.010 mg/l		1	
Xylenes	<0.010 mg/l		<0.010 mg/l		1	
1,2,4-trichlorobenzene 120-82-1	<0.010 mg/l	<0.010 mg/l	<0.010 mg/l	<0.010 mg/l	1	
1,2-dichlorobenzene 95-50-1	<0.010 mg/l	<0.010 mg/l	<0.010 mg/l	<0.010 mg/l	1	
1,3-dichlorobenzene 541-73-1	<0.010 mg/l	<0.010 mg/l	<0.010 mg/l	<0.010 mg/l	1	
1,4-dichlorobenzene 106-46-7	<0.010 mg/l	<0.010 mg/l	<0.010 mg/l	<0.010 mg/l	1	
2,4-dinitrotoluene 121-14-2	<0.010 mg/l	<0.010 mg/l	<0.010 mg/l	<0.010 mg/l	1	
2,6-dinitrotoluene 606-20-2	<0.010 mg/l	<0.010 mg/l	<0.010 mg/l	<0.010 mg/l	1	
2-chloronaphthalene 91-58-7	<0.010 mg/l	<0.010 mg/l	<0.010 mg/l	<0.010 mg/l	1	
3,3'-dichlorobenzidine 91-94-1	<0.010 mg/l	<0.010 mg/l	<0.010 mg/l	<0.010 mg/l	1	
4-bromophenylphenyl ether 101-55-3	<0.010 mg/l	<0.010 mg/l	<0.010 mg/l	<0.010 mg/l	1	
4-chlorophenylphenyl ether 7005-72-3	<0.010 mg/l	<0.010 mg/l	<0.010 mg/l	<0.010 mg/l	1	
acenaphthene 83-32-9	<0.010 mg/l	<0.010 mg/l	<0.010 mg/l	<0.010 mg/l	1	
acenaphthylene 208-96-8	<0.010 mg/l	<0.010 mg/l	<0.010 mg/l	<0.010 mg/l	1	
anthracene 120-12-7	<0.010 mg/l	<0.010 mg/l	<0.010 mg/l	<0.010 mg/l	1	
benzidine 92-87-5	<0.030 mg/l	<0.030 mg/l	<0.030 mg/l	<0.030 mg/l	1	
benzo(a)anthracene 56-55-3	<0.010 mg/l	<0.010 mg/l	<0.010 mg/l	<0.010 mg/l	1	
benzo(a)pyrene 50-32-8	<0.010 mg/l	<0.010 mg/l	<0.010 mg/l	<0.010 mg/l	1	
benzo(b)fluoranthene 205-99-2	<0.010 mg/l	<0.010 mg/l	<0.010 mg/l	<0.010 mg/l	1	
benzo(ghi)perylene 191-24-2	<0.010 mg/l	<0.010 mg/l	<0.010 mg/l	<0.010 mg/l	1	
benzo(k)fluoranthene 207-08-9	<0.010 mg/l	<0.010 mg/l	<0.010 mg/l	<0.010 mg/l	1	
benzyl butyl phthalate 85-68-7	<0.010 mg/l	<0.010 mg/l	<0.010 mg/l	<0.010 mg/l	1	
bis(2-chloroethoxy)methane 111-91-1	<0.010 mg/l	<0.010 mg/l	<0.010 mg/l	<0.010 mg/l	1	
bis(2-chloroethyl)ether 111-44-4	<0.010 mg/l	<0.010 mg/l	<0.010 mg/l	<0.010 mg/l	1	
bis(2-chloroisopropyl) ether 108-60-1	<0.010 mg/l	<0.010 mg/l	<0.010 mg/l	<0.010 mg/l	1	
bis(2-ethylhexyl)phthalate 117-81-7	<0.010 mg/l	<0.010 mg/l	<0.010 mg/l	<0.010 mg/l	1	
chrysene 218-01-9	<0.010 mg/l	<0.010 mg/l	<0.010 mg/l	<0.010 mg/l	1	
di-n-butyl phthalate 84-74-2	0.040 mg/l	0.053 mg/l	0.040 mg/l	0.053 mg/l	1	
di-n-octyl phthalate 117-84-0	<0.010 mg/l	<0.010 mg/l	<0.010 mg/l	<0.010 mg/l	1	
dibenzo(a,h)anthracene 53-70-3	<0.010 mg/l	<0.010 mg/l	<0.010 mg/l	<0.010 mg/l	1	
diethyl phthalate 84-66-2	<0.010 mg/l	<0.010 mg/l	<0.010 mg/l	<0.010 mg/l	1	
dimethyl phthalate 131-11-3	<0.010 mg/l	<0.010 mg/l	<0.010 mg/l	<0.010 mg/l	1	
fluoranthene 206-44-0	<0.010 mg/l	<0.010 mg/l	<0.010 mg/l	<0.010 mg/l	1	
fluorene 86-73-7	<0.010 mg/l	<0.010 mg/l	<0.010 mg/l	<0.010 mg/l	1	
hexachlorobenzene 118-74-1	<0.010 mg/l	<0.010 mg/l	<0.010 mg/l	<0.010 mg/l	1	
hexachlorobutadiene 87-68-3	<0.010 mg/l	<0.010 mg/l	<0.010 mg/l	<0.010 mg/l	1	
hexachlorocyclopentadiene 77-47-4	<0.010 mg/l	<0.010 mg/l	<0.010 mg/l	<0.010 mg/l	1	
hexachloroethane 67-72-1	<0.010 mg/l	<0.010 mg/l	<0.010 mg/l	<0.010 mg/l	1	
indeno(1,2,3-cd)pyrene 193-39-5	<0.010 mg/l	<0.010 mg/l	<0.010 mg/l	<0.010 mg/l	1	
isophorone 78-59-1	<0.010 mg/l	<0.010 mg/l	<0.010 mg/l	<0.010 mg/l	1	
N-nitrosodi-n-propylamine 621-64-7	<0.010 mg/l	<0.010 mg/l	<0.010 mg/l	<0.010 mg/l	1	
N-nitrosodimethylamine 62-75-9	<0.010 mg/l	<0.010 mg/l	<0.010 mg/l	<0.010 mg/l	1	
N-nitrosodiphenylamine 86-30-6	<0.010 mg/l	<0.010 mg/l	<0.010 mg/l	<0.010 mg/l	1	
naphthalene 91-20-3	<0.010 mg/l	<0.010 mg/l	<0.010 mg/l	<0.010 mg/l	1	
nitrobenzene 98-95-3	<0.010 mg/l	<0.010 mg/l	<0.010 mg/l	<0.010 mg/l	1	
phenanthrene 85-01-8	<0.010 mg/l	<0.010 mg/l	<0.010 mg/l	<0.010 mg/l	1	
pyrene 129-00-0	<0.010 mg/l	<0.010 mg/l	<0.010 mg/l	<0.010 mg/l	1	
2,4,6-trichlorophenol 88-06-2	<0.030 mg/l	<0.030 mg/l	<0.030 mg/l	<0.030 mg/l	1	
2,4-dichlorophenol 120-83-2	<0.030 mg/l	<0.030 mg/l	<0.030 mg/l	<0.030 mg/l	1	
2,4-dimethylphenol 105-67-9	<0.030 mg/l	<0.030 mg/l	<0.030 mg/l	<0.030 mg/l	1	
2,4-dinitrophenol 51-28-5	<0.030 mg/l	<0.030 mg/l	<0.030 mg/l	<0.030 mg/l	1	

Outfall 110

Parts B and C Continued

Pollutant and CAS Number (if availible)	Maximum Values (include units)		Average Values (include units)		Number of Storm Events Sampled	Sources of Pollutants
	Grab Sample Taken During First 30 Minutes	Flow-weighted Composite	Grab Sample Taken During First 30 Minutes	Flow-weighted Composite		
2-methyl-4,6-dinitrophenol 534-52-1	<0.030 mg/l	<0.030 mg/l	<0.030 mg/l	<0.030 mg/l	1	
2-nitrophenol 88-75-5	<0.030 mg/l	<0.030 mg/l	<0.030 mg/l	<0.030 mg/l	1	
4-chloro-3-methyl phenol 59-50-7	<0.030 mg/l	<0.030 mg/l	<0.030 mg/l	<0.030 mg/l	1	
4-nitrophenol 100-02-7	<0.030 mg/l	<0.030 mg/l	<0.030 mg/l	<0.030 mg/l	1	
pentachlorophenol 87-86-5	<0.030 mg/l	<0.030 mg/l	<0.030 mg/l	<0.030 mg/l	1	
phenol 108-95-2	<0.030 mg/l	<0.030 mg/l	<0.030 mg/l	<0.030 mg/l	1	
4,4'--DDD 72-54-8	<0.000004 mg/l	<0.000004mg/l	<0.000004 mg/l	<0.000004 mg/l	1	
4,4'--DDE 72-55-9	<0.000004 mg/l	<0.000004mg/l	<0.000004 mg/l	<0.000004 mg/l	1	
4,4'-DDT 50-29-3	<0.000004 mg/l	<0.000004mg/l	<0.000004 mg/l	<0.000004 mg/l	1	
aldrin 309-00-2	<0.000004 mg/l	<0.000004mg/l	<0.000004 mg/l	<0.000004 mg/l	1	
chlordane 57-74-9	<0.0002 mg/l	<0.0002 mg/l	<0.0002 mg/l	<0.0002 mg/l	1	
dieldrin 60-57-1	<0.000004 mg/l	<0.000004mg/l	<0.000004 mg/l	<0.000004 mg/l	1	
endosulfan I 959-98-8	<0.000004 mg/l	<0.000004mg/l	<0.000004 mg/l	<0.000004 mg/l	1	
endosulfan II 33213-65-9	<0.000004 mg/l	<0.000004mg/l	<0.000004 mg/l	<0.000004 mg/l	1	
endosulfan sulfate 1031-07-8	<0.000004 mg/l	<0.000004mg/l	<0.000004 mg/l	<0.000004 mg/l	1	
endrin 72-20-8	<0.0005 mg/l	<0.0005 mg/l	<0.0005 mg/l	<0.0005 mg/l	1	
endrin aldehyde 7421-93-4	<0.000004 mg/l	<0.000004mg/l	<0.000004 mg/l	<0.000004 mg/l	1	
heptachlor 76-44-8	<0.000004 mg/l	<0.000004mg/l	<0.000004 mg/l	<0.000004 mg/l	1	
heptachlor epoxide 1024-57-3	<0.000004 mg/l	<0.000004mg/l	<0.000004 mg/l	<0.000004 mg/l	1	
toxaphene 8001-35-2	<0.0002 mg/l	<0.0002 mg/l	<0.0002 mg/l	<0.0002 mg/l	1	
alpha-BHC 319-84-6	<0.000004 mg/l	<0.000004mg/l	<0.000004 mg/l	<0.000004 mg/l	1	
beta-BHC 319-85-7	<0.000004 mg/l	<0.000004mg/l	<0.000004 mg/l	<0.000004 mg/l	1	
delta-BHC 319-86-8	<0.000004 mg/l	<0.000004mg/l	<0.000004 mg/l	<0.000004 mg/l	1	
gamma-BHC 58-89-8	<0.00001 mg/l	<0.00001 mg/l	<0.00001 mg/l	<0.00001 mg/l	1	
2-chlorophenol 95-57-8	<0.030 mg/l	<0.030 mg/l	<0.030 mg/l	<0.030 mg/l	1	
Aroclor-1242 53469-21-9	<0.0005 mg/l	<0.0005 mg/l	<0.0005 mg/l	<0.0005 mg/l	1	
Aroclor-1254 11097-69-1	<0.0005 mg/l	<0.0005 mg/l	<0.0005 mg/l	<0.0005 mg/l	1	
Aroclor-1221 11104-28-2	<0.0005 mg/l	<0.0005 mg/l	<0.0005 mg/l	<0.0005 mg/l	1	
Aroclor-1232 11141-16-5	<0.0005 mg/l	<0.0005 mg/l	<0.0005 mg/l	<0.0005 mg/l	1	
Aroclor-1248 12672-29-6	<0.0005 mg/l	<0.0005 mg/l	<0.0005 mg/l	<0.0005 mg/l	1	
Aroclor-1260 11096-82-5	<0.0005 mg/l	<0.0005 mg/l	<0.0005 mg/l	<0.0005 mg/l	1	
Aroclor-1016 12674-11-2	<0.0005 mg/l	<0.0005 mg/l	<0.0005 mg/l	<0.0005 mg/l	1	
Cresols	<0.030 mg/l	<0.030 mg/l	<0.030 mg/l	<0.030 mg/l	1	
Acrolein	<0.010 mg/l	<0.010 mg/l	<0.010 mg/l	<0.010 mg/l	1	
Acrylonitrile	<0.010 mg/l	<0.010 mg/l	<0.010 mg/l	<0.010 mg/l	1	
1,2-diphenylhydrazine (azobenzene)	Results pending	Results pending	Results pending	Results pending	1	

EPA ID Number (copy from Item 1 of Form1)

Outfall 113

Form Approved OMB No. 2040-0086
Approval expires 5-31-92

VII. Discharge Information (continued from page 3 of Form 2F)

Part A - You must provide the results of at least one analysis for every pollutant in this table. Complete one table for each outfall. See instructions for additional details.

Pollutant and CAS Number (if availible)	Maximum Values (include units)		Average Values (include units)		Number of Storm Events Sampled	Sources of Pollutants
	Grab Sample Taken During First 30 Minutes	Flow-weighted Composite	Grab Sample Taken During First 30 Minutes	Flow-weighted Composite		
Oil and Grease	<2 mg/l		<2 mg/l		1	
Biological Oxygen Demand (BOD5)	<5 mg/l	5.85 mg/l	<5 mg/l	5.85 mg/l	1	
Chemical Oxygen Demand (COD)	14 mg/l	12 mg/l	14 mg/l	12 mg/l	1	
Total Suspended Solids (TSS)	<5 mg/l	16 mg/l	<5 mg/l	16 mg/l	1	
Total Kjeldahl Nitrogen	1.0 mg/l	0.4 mg/l	1.0 mg/l	0.4 mg/l	1	
Nitrate plus Nitrite Nitrogen	1.1 mg/l	0.53 mg/l	1.1 mg/l	0.53 mg/l	1	
Total Phosphorus	0.12 mg/l	<0.1 mg/l	0.12 mg/l	<0.1 mg/l	1	
pH	Minimum 8.0	Maximum 8.0	Minimum 8.0	Maximum 8.0		

Part B - List each pollutant that is limited in an effluent guideline which the facility is subject to or any pollutant listed in the facility's NPDES permit for its process wastewater (if the facility is operating under an existing NPDES permit). Complete one table for each outfall. See the instructions for additional details and requirements.

Pollutant and CAS Number (if availible)	Maximum Values (include units)		Average Values (include units)		Number of Storm Events Sampled	Sources of Pollutants
	Grab Sample Taken During First 30 Minutes	Flow-weighted Composite	Grab Sample Taken During First 30 Minutes	Flow-weighted Composite		
Antimony 7440-36-0	<0.04 mg/l	<0.04 mg/l	<0.04 mg/l	<0.04 mg/l	1	
Cyanide	0.004 mg/l		0.004 mg/l		1	
Mercury 7439-97-6	<0.0002 mg/l	0.0003 mg/l	<0.0002 mg/l	0.0003 mg/l	1	
Phenols	0.003 mg/l		0.003 mg/l		1	
Selenium 7782-49-2	<0.002 mg/l	<0.002 mg/l	<0.002 mg/l	<0.002 mg/l	1	
Sulfate	<10 mg/l	<10 mg/l	<10 mg/l	<10 mg/l	1	
Surfactants	0.12 mg/l	<0.05 mg/l	0.12 mg/l	<0.05 mg/l	1	
Aluminum 7429-90-5	0.12 mg/l	0.32 mg/l	0.12 mg/l	0.32 mg/l	1	
Arsenic 7440-38-2	<0.04 mg/l	<0.04 mg/l	<0.04 mg/l	<0.04 mg/l	1	
Boron 7440-42-8	0.010 mg/l	0.010 mg/l	0.010 mg/l	0.010 mg/l	1	
Beryllium 7440-41-7	<0.0004 mg/l	<0.0004 mg/l	<0.0004 mg/l	<0.0004 mg/l	1	
Cadmium 7440-43-9	<0.004 mg/l	<0.004 mg/l	<0.004 mg/l	<0.004 mg/l	1	
Calcium 7440-70-2	13.1 mg/l	9.1 mg/l	13.1 mg/l	9.1 mg/l	1	
Chromium 7440-47-3	<0.006 mg/l	<0.006 mg/l	<0.006 mg/l	<0.006 mg/l	1	
Cobalt 7440-48-4	<0.002 mg/l	<0.002 mg/l	<0.002 mg/l	<0.002 mg/l	1	
Copper 7440-50-8	0.021 mg/l	0.014 mg/l	0.021 mg/l	0.014 mg/l	1	
Iron 7439-89-6	0.13 mg/l	0.40 mg/l	0.13 mg/l	0.40 mg/l	1	
Lead 7439-92-1	<0.02 mg/l	<0.02 mg/l	<0.02 mg/l	<0.02 mg/l	1	
Lithium 7439-93-2	<0.02 mg/l	<0.02 mg/l	<0.02 mg/l	<0.02 mg/l	1	
Magnesium 7439-95-4	2.15mg/l	1.26 mg/l	2.15 mg/l	1.26 mg/l	1	
Manganese 7439-96-5	0.007 mg/l	0.018 mg/l	0.007 mg/l	0.018 mg/l	1	
Molybdenum 7439-98-7	<0.006 mg/l	<0.006 mg/l	<0.006 mg/l	<0.006 mg/l	1	
Nickel 7440-02-0	<0.008 mg/l	<0.008 mg/l	<0.008 mg/l	<0.008 mg/l	1	
Potassium 7440-09-7	0.8 mg/l	0.5 mg/l	0.8 mg/l	0.5 mg/l	1	
Silver 7440-22-4	<0.006 mg/l	<0.006 mg/l	<0.006 mg/l	<0.006 mg/l	1	
Sodium 7440-23-5	1.42 mg/l	0.50 mg/l	1.42 mg/l	0.50 mg/l	1	
Titanium 7440-32-6	<0.01 mg/l	<0.01 mg/l	<0.01 mg/l	<0.01mg/l	1	
Zinc 7440-66-6	0.11 mg/l	0.10 mg/l	0.11 mg/l	0.10 mg/l	1	

Continue on Reverse

Continued from front.

Part C- List each pollutant shown in Tables 2F-2, 2F-3, and 2F4 that you know or have reason to believe is present. See the instructions for additional details and requirements. Comp one table for each outfall.

Pollutant and CAS Number (if available)	Maximum Values (include units)		Average Values (include units)		Number of Storm Events Sampled	Sources of Pollutants
	Grab Sample Taken During First 30 Minutes	Flow-weighted Composite	Grab Sample Taken During First 30 Minutes	Flow-weighted Composite		
1,1,1,-trichloroethane 71-55-6	<0.010 mg/l		<0.010 mg/l		1	
1,1,2,2-tetrachloroethane 79-34-5	<0.010 mg/l		<0.010 mg/l		1	
1,1,2- trichloroethane 79-00-5	<0.010 mg/l		<0.010 mg/l		1	
1,1-dichloroethane 75-34-3	<0.010 mg/l		<0.010 mg/l		1	
1,1-dichloroethylene 75-35-4	<0.010 mg/l		<0.010 mg/l		1	
1,2-dichloroethane 107-06-2	<0.010 mg/l		<0.010 mg/l		1	
1,2-dichloropropane 78-87-5	<0.010 mg/l		<0.010 mg/l		1	
2-chloroethylvinylether 110-75-8	<0.010 mg/l		<0.010 mg/l		1	
benzene 71-43-2	<0.010 mg/l		<0.010 mg/l		1	
bromodichloromethane 75-27-4	<0.010 mg/l		<0.010 mg/l		1	
bromoform 75-25-2	<0.010 mg/l		<0.010 mg/l		1	
bromomethane 74-83-9	<0.010 mg/l		<0.010 mg/l		1	
carbon tetrachloride 56-23-5	<0.010 mg/l		<0.010 mg/l		1	
chlorobenzene 108-90-7	<0.010 mg/l		<0.010 mg/l		1	
chloroethane 75-00-3	<0.010 mg/l		<0.010 mg/l		1	
chloroform 67-66-3	<0.010 mg/l		<0.010 mg/l		1	
chloromethane 74-87-3	<0.010 mg/l		<0.010 mg/l		1	
dibromochloromethane 124-48-1	<0.010 mg/l		<0.010 mg/l		1	
ethylbenzene 100-41-4	<0.010 mg/l		<0.010 mg/l		1	
toluene 108-88-3	<0.010 mg/l		<0.010 mg/l		1	
vinyl chloride 75-01-4	<0.010 mg/l		<0.010 mg/l		1	
1,3-dichloropropene 10061-01-5	<0.010 mg/l		<0.010 mg/l		1	
trans-1,2-dichloroethene 156-60-5	<0.010 mg/l		<0.010 mg/l		1	
alpha activity 12587-46-1	5.2 pci/l	1.9 pci/l	5.2 pci/l	1.9 pci/l	1	
beta activity 12587-46-1	4.0 pci/l	2.1 pci/l	4.0 pci/l	2.1 pci/l	1	
fecal coliform	693 co/.1L	12 co/.1L	693 co/.1L	12 co/.1L	1	
Thallium 7440-28-0	<0.03 mg/l	<0.03 mg/l	<0.03 mg/l	<0.03 mg/l	1	
Uranium 7440-61-1	<0.001 mg/l	0.002 mg/l	<0.001 mg/l	0.002 mg/l	1	
Gamma activity	5.8 pci/l	-27 pci/l	5.8 pci/l	-27 pci/l	1	

Part D- Provide data for the storm event(s) which resulted in the maximum values for the flow weighted composite sample.

1. Date of Storm Event	2. Duration of Storm (in minutes)	3. Total rainfall during storm event (in inches)	4. Number of hours between beginning of storm measured and end of previous measurable rain event	5. Maximum flow rate during rain event (gallons/min or specify units)	6. Total flow from rain event (gallons or specify units)	7. Season sample was taken	8. Form of Precipitation (rainfall, snowmelt)
5/8/92	695	0.66	>134.3	19.5	1,333	Spring	Rainfall

9. Provide a description of the method of flow measurement or estimate.

An ISCO 3230 Flow meter was used to obtain water level readings. This instrument was calibrated with the normal dry weather flow, if present, as lev. zero. The flow meter was programmed with the characteristics of the conveyance so that flow rates and total flows could be calculated by the meter.

Outfall 113

Parts B and C Continued

Pollutant and CAS Number (if available)	Maximum Values (include units)		Average Values (include units)		Number of Storm Events Sampled	Sources of Pollutants
	Grab Sample Taken During First 30 Minutes	Flow-weighted Composite	Grab Sample Taken During First 30 Minutes	Flow-weighted Composite		
Barium 7440-39-3	0.0098 mg/l	0.0083 mg/l	0.0098 mg/l	0.0083 mg/l	1	
methylene chloride 75-09-2	<0.010 mg/l		<0.010 mg/l		1	
tetrachloroethane 127-18-4	<0.010 mg/l		<0.010 mg/l		1	
trichloroethane 79-01-6	<0.010 mg/l		<0.010 mg/l		1	
Xylene	<0.010 mg/l		<0.010 mg/l		1	
1,2,4-trichlorobenzene 120-82-1	<0.010 mg/l	<0.010 mg/l	<0.010 mg/l	<0.010 mg/l	1	
1,2-dichlorobenzene 95-50-1	<0.010 mg/l	<0.010mg/l	<0.010 mg/l	<0.010 mg/l	1	
1,3-dichlorobenzene 541-73-1	<0.010 mg/l	<0.010 mg/l	<0.010 mg/l	<0.010 mg/l	1	
1,4-dichlorobenzene 106-46-7	<0.010 mg/l	<0.010mg/l	<0.010 mg/l	<0.010 mg/l	1	
2,4-dinitrotoluene 121-14-2	<0.010 mg/l	<0.010 mg/l	<0.010 mg/l	<0.010 mg/l	1	
2,6-dinitrotoluene 606-20-2	<0.010 mg/l	<0.010 mg/l	<0.010 mg/l	<0.010 mg/l	1	
2-chloronaphthalene 91-58-7	<0.010 mg/l	<0.010 mg/l	<0.010 mg/l	<0.010 mg/l	1	
3,3'-dichlorobenzidine 91-94-1	<0.010 mg/l	<0.010 mg/l	<0.010 mg/l	<0.010 mg/l	1	
4-bromophenylphenyl ether 101-55-3	<0.010 mg/l	<0.010mg/l	<0.010 mg/l	<0.010 mg/l	1	
4-chlorophenylphenyl ether 7005-72-3	<0.010 mg/l	<0.010 mg/l	<0.010 mg/l	<0.010 mg/l	1	
acenaphthene 83-32-9	<0.010 mg/l	<0.010 mg/l	<0.010 mg/l	<0.010 mg/l	1	
acenaphthylene 208-96-8	<0.010 mg/l	<0.010 mg/l	<0.010 mg/l	<0.010 mg/l	1	
anthracene 120-12-7	<0.010 mg/l	<0.010 mg/l	<0.010 mg/l	<0.010 mg/l	1	
benzidine 92-87-5	<0.030 mg/l	<0.030 mg/l	<0.030 mg/l	<0.030 mg/l	1	
benzo(a)anthracene 56-55-3	<0.010 mg/l	<0.010 mg/l	<0.010 mg/l	<0.010 mg/l	1	
benzo(a)pyrene 50-32-8	<0.010 mg/l	<0.010 mg/l	<0.010 mg/l	<0.010 mg/l	1	
benzo(b)fluoranthene 205-99-2	<0.010 mg/l	<0.010 mg/l	<0.010 mg/l	<0.010 mg/l	1	
benzo(ghi)perylene 191-24-2	<0.010 mg/l	<0.010 mg/l	<0.010 mg/l	<0.010 mg/l	1	
benzo(k)fluoranthene 207-08-9	<0.010 mg/l	<0.010 mg/l	<0.010 mg/l	<0.010 mg/l	1	
benzyl butyl phthalate 85-68-7	<0.010 mg/l	<0.010 mg/l	<0.010 mg/l	<0.010 mg/l	1	
bis(2-chloroethoxy)methane 111-91-1	<0.010 mg/l	<0.010 mg/l	<0.010 mg/l	<0.010 mg/l	1	
bis(2-chloroethyl)ether 111-44-4	<0.010 mg/l	<0.010 mg/l	<0.010 mg/l	<0.010 mg/l	1	
bis(2-chloroisopropyl) ether 108-60-1	<0.010 mg/l	<0.010 mg/l	<0.010 mg/l	<0.010 mg/l	1	
bis(2-ethylhexyl)phthalate 117-81-7	<0.010 mg/l	<0.010 mg/l	<0.010 mg/l	<0.010 mg/l	1	
chrysene 218-01-9	<0.010 mg/l	<0.010 mg/l	<0.010 mg/l	<0.010 mg/l	1	
di-n-butyl phthalate 84-74-2	<0.010 mg/l	<0.010 mg/l	<0.010 mg/l	<0.010 mg/l	1	
di-n-octyl phthalate 117-84-0	<0.010 mg/l	<0.010 mg/l	<0.010 mg/l	<0.010 mg/l	1	
dibenzo(a,h)anthracene 53-70-3	<0.010 mg/l	<0.010 mg/l	<0.010 mg/l	<0.010 mg/l	1	
diethyl phthalate 84-66-2	<0.010 mg/l	<0.010 mg/l	<0.010 mg/l	<0.010 mg/l	1	
dimethyl phthalate 131-11-3	<0.010 mg/l	<0.010 mg/l	<0.010 mg/l	<0.010 mg/l	1	
fluoranthene 206-44-0	<0.010 mg/l	<0.010 mg/l	<0.010 mg/l	<0.010 mg/l	1	
fluorene 86-73-7	<0.010 mg/l	<0.010 mg/l	<0.010 mg/l	<0.010 mg/l	1	
hexachlorobenzene 118-74-1	<0.010 mg/l	<0.010 mg/l	<0.010 mg/l	<0.010 mg/l	1	
hexachlorobutadiene 87-68-3	<0.010 mg/l	<0.010 mg/l	<0.010 mg/l	<0.010 mg/l	1	
hexachlorocyclopentadiene 77-47-4	<0.010 mg/l	<0.010 mg/l	<0.010 mg/l	<0.010 mg/l	1	
hexachloroethane 67-72-1	<0.010 mg/l	<0.010 mg/l	<0.010 mg/l	<0.010 mg/l	1	
indeno(1,2,3-cd)pyrene 193-39-5	<0.010 mg/l	<0.010 mg/l	<0.010 mg/l	<0.010 mg/l	1	
isophorone 78-59-1	<0.010 mg/l	<0.010 mg/l	<0.010 mg/l	<0.010 mg/l	1	
N-nitrosodi-n-propylamine 621-64-7	<0.010 mg/l	<0.010 mg/l	<0.010 mg/l	<0.010 mg/l	1	
N-nitrosodimethylamine 62-75-9	<0.010 mg/l	<0.010 mg/l	<0.010 mg/l	<0.010 mg/l	1	
N-nitrosodiphenylamine 86-30-6	<0.010 mg/l	<0.010 mg/l	<0.010 mg/l	<0.010 mg/l	1	
naphthalene 91-20-3	<0.010 mg/l	<0.010 mg/l	<0.010 mg/l	<0.010 mg/l	1	
nitrobenzene 98-95-3	<0.010 mg/l	<0.010 mg/l	<0.010 mg/l	<0.010 mg/l	1	
phenanthrene 85-01-8	<0.010 mg/l	<0.010 mg/l	<0.010 mg/l	<0.010 mg/l	1	
pyrene 129-00-0	<0.010 mg/l	<0.010 mg/l	<0.010 mg/l	<0.010 mg/l	1	
2,4,6-trichlorophenol 88-06-2	<0.030 mg/l	<0.030 mg/l	<0.030 mg/l	<0.030 mg/l	1	
2,4-dichlorophenol 120-83-2	<0.030 mg/l	<0.030 mg/l	<0.030 mg/l	<0.030 mg/l	1	
2,4-dimethylphenol 105-67-9	<0.030 mg/l	<0.030 mg/l	<0.030 mg/l	<0.030 mg/l	1	
2,4-dinitrophenol 51-28-5	<0.030 mg/l	<0.030 mg/l	<0.030 mg/l	<0.030 mg/l	1	

Outfall 113

Parts B and C Continued

Pollutant and CAS Number (if availible)	Maximum Values (include units)		Average Values (include units)		Number of Storm Events Sampled	Sources of Pollutants
	Grab Sample Taken During First 30 Minutes	Flow-weighted Composite	Grab Sample Taken During First 30 Minutes	Flow-weighted Composite		
2-methyl-4,6-dinitrophenol 534-52-1	<0.030 mg/l	<0.030 mg/l	<0.030 mg/l	<0.030 mg/l	1	
2-nitrophenol 88-75-5	<0.030 mg/l	<0.030 mg/l	<0.030 mg/l	<0.030 mg/l	1	
4-chloro-3-methyl phenol 59-50-7	<0.030 mg/l	<0.030 mg/l	<0.030 mg/l	<0.030 mg/l	1	
4-nitrophenol 100-02-7	<0.030 mg/l	<0.030 mg/l	<0.030 mg/l	<0.030 mg/l	1	
pentachlorophenol 87-86-5	<0.030 mg/l	<0.030 mg/l	<0.030 mg/l	<0.030 mg/l	1	
phenol 108-95-2	<0.030 mg/l	<0.030 mg/l	<0.030 mg/l	<0.030 mg/l	1	
4,4'--DDD 72-54-8	<0.00001mg/l	<0.00001mg/l	<0.00001 mg/l	<0.00001 mg/l	1	
4,4'--DDE 72-55-9	<0.00001 mg/l	<0.00001mg/l	<0.00001 mg/l	<0.00001 mg/l	1	
4,4'-DDT 50-29-3	<0.00001 mg/l	<0.00001mg/l	<0.00001 mg/l	<0.00001 mg/l	1	
aldrin 309-00-2	<0.00001 mg/l	<0.00001mg/l	<0.00001 mg/l	<0.00001 mg/l	1	
chlordane 57-74-9	<0.00004 mg/l	<0.00004 mg/l	<0.00004 mg/l	<0.00004 mg/l	1	
dieldrin 60-57-1	<0.00001 mg/l	<0.00001mg/l	<0.00001 mg/l	<0.00001 mg/l	1	
endosulfan I 959-98-8	<0.00001 mg/l	<0.00001mg/l	<0.00001 mg/l	<0.00001 mg/l	1	
endosulfan II 33213-65-9	<0.00001 mg/l	<0.00001mg/l	<0.00001 mg/l	<0.00001 mg/l	1	
endosulfan sulfate 1031-07-8	<0.00001 mg/l	<0.00001mg/l	<0.00001 mg/l	<0.00001 mg/l	1	
endrin 72-20-8	<0.00005 mg/l	<0.00005 mg/l	<0.00005 mg/l	<0.00005 mg/l	1	
endrin aldehyde 7421-93-4	<0.00001 mg/l	<0.00001 mg/l	<0.00001 mg/l	<0.00001 mg/l	1	
heptachlor 76-44-8	<0.00001 mg/l	<0.00001mg/l	<0.00001 mg/l	<0.00001 mg/l	1	
heptachlor epoxide 1024-57-3	<0.00001 mg/l	<0.00001mg/l	<0.00001 mg/l	<0.00001 mg/l	1	
toxaphene 8001-35-2	<0.0004 mg/l	<0.0004 mg/l	<0.0004 mg/l	<0.0004 mg/l	1	
alpha-BHC 319-84-6	<0.00001 mg/l	<0.00001mg/l	<0.00001 mg/l	<0.00001 mg/l	1	
beta-BHC 319-85-7	<0.00001 mg/l	<0.00001mg/l	<0.00001 mg/l	<0.00001 mg/l	1	
delta-BHC 319-86-8	<0.00001 mg/l	<0.00001mg/l	<0.00001 mg/l	<0.00001 mg/l	1	
gamma-BHC 58-89-8	<0.00001 mg/l	<0.00001 mg/l	<0.00001 mg/l	<0.00001 mg/l	1	
2-chlorophenol 95-57-8	<0.030 mg/l	<0.030 mg/l	<0.030 mg/l	<0.030 mg/l	1	
Aroclor-1242 53469-21-9	<0.0005 mg/l	<0.0005 mg/l	<0.0005 mg/l	<0.0005 mg/l	1	
Aroclor-1254 11097-69-1	<0.0005 mg/l	<0.0005 mg/l	<0.0005 mg/l	<0.0005 mg/l	1	
Aroclor-1221 11104-28-2	<0.0005 mg/l	<0.0005 mg/l	<0.0005 mg/l	<0.0005 mg/l	1	
Aroclor-1232 11141-16-5	<0.0005 mg/l	<0.0005 mg/l	<0.0005 mg/l	<0.0005 mg/l	1	
Aroclor-1248 12672-29-6	<0.0005 mg/l	<0.0005 mg/l	<0.0005 mg/l	<0.0005 mg/l	1	
Aroclor-1260 11096-82-5	<0.0005 mg/l	<0.0005 mg/l	<0.0005 mg/l	<0.0005 mg/l	1	
Aroclor-1016 12674-11-2	<0.0005 mg/l	<0.0005 mg/l	<0.0005 mg/l	<0.0005 mg/l	1	
Cresols	<0.010 mg/l	<0.010 mg/l	<0.010 mg/l	<0.010 mg/l	1	
Acrolein	<0.010 mg/l	<0.010 mg/l	<0.010 mg/l	<0.010 mg/l	1	
Acrylonitrile	<0.010 mg/l	<0.010 mg/l	<0.010 mg/l	<0.010 mg/l	1	
1,2-diphenylhydrazine (azobenzene)	Results pending	Results pending	Results pending	Results pending	1	

EPA ID Number (copy from Item 1 of Form1)

Outfall 114

Form Approved OMB No. 2040-0086
Approval expires 5-31-92

VII. Discharge Information (continued from page 3 of Form 2F)

Part A - You must provide the results of at least one analysis for every pollutant in this table. Complete one table for each outfall. See instructions for additional details.

Pollutant and CAS Number (if available)	Maximum Values (include units)		Average Values (include units)		Number of Storm Events Sampled	Sources of Pollutants
	Grab Sample Taken During First 30 Minutes	Flow-weighted Composite	Grab Sample Taken During First 30 Minutes	Flow-weighted Composite		
Oil and Grease	3 mg/l		3 mg/l		1	
Biological Oxygen Demand (BOD5)	18.4 mg/l	7.50 mg/l	18.4 mg/l	7.50 mg/l	1	
Chemical Oxygen Demand (COD)	24 mg/l	34 mg/l	24 mg/l	34 mg/l	1	
Total Suspended Solids (TSS)	32 mg/l	30 mg/l	32 mg/l	30 mg/l	1	
Total Kjeldahl Nitrogen	0.7 mg/l	1.2 mg/l	0.7 mg/l	1.2 mg/l	1	
Nitrate plus Nitrite Nitrogen	0.82 mg/l	0.87 mg/l	0.82 mg/l	0.87 mg/l	1	
Total Phosphorus	0.2 mg/l	0.1 mg/l	0.2 mg/l	0.1 mg/l	1	
pH	Minimum 7.8	Maximum 7.8	Minimum 7.8	Maximum 7.8		

Part B - List each pollutant that is limited in an effluent guideline which the facility is subject to or any pollutant listed in the facility's NPDES permit for its process wastewater (if the facility is operating under an existing NPDES permit). Complete one table for each outfall. See the instructions for additional details and requirements.

Pollutant and CAS Number (if available)	Maximum Values (include units)		Average Values (include units)		Number of Storm Events Sampled	Sources of Pollutants
	Grab Sample Taken During First 30 Minutes	Flow-weighted Composite	Grab Sample Taken During First 30 Minutes	Flow-weighted Composite		
Antimony 7440-36-0	<0.04 mg/l	<0.04 mg/l	<0.04 mg/l	<0.04 mg/l	1	
Cyanide	<0.002 mg/l		<0.002 mg/l		1	
Mercury 7439-97-6	<0.0002 mg/l	<0.0002 mg/l	<0.0002 mg/l	<0.0002 mg/l	1	
Phenols	0.003 mg/l		0.003 mg/l		1	
Selenium 7782-49-2	<0.002 mg/l	<0.002 mg/l	<0.002 mg/l	<0.002 mg/l	1	
Sulfate	18 mg/l	15 mg/l	18 mg/l	15 mg/l	1	
Surfactants	0.06 mg/l	0.09 mg/l	0.06 mg/l	0.09 mg/l	1	
Aluminum 7429-90-5	2.34 mg/l	0.72 mg/l	2.34 mg/l	0.72 mg/l	1	
Arsenic 7440-38-2	<0.04 mg/l	<0.04 mg/l	<0.04 mg/l	<0.04 mg/l	1	
Boron 7440-42-8	0.044 mg/l	0.041 mg/l	0.044 mg/l	0.041 mg/l	1	
Beryllium 7440-41-7	<0.0004mg/l	<0.0004mg/l	<0.0004mg/l	<0.0004mg/l	1	
Cadmium 7440-43-9	<0.004 mg/l	<0.004 mg/l	<0.004 mg/l	<0.004 mg/l	1	
Calcium 7440-70-2	16.1 mg/l	15.7 mg/l	16.1 mg/l	15.7 mg/l	1	
Chromium 7440-47-3	<0.006 mg/l	<0.006 mg/l	<0.006 mg/l	<0.006 mg/l	1	
Cobalt 7440-48-4	<0.002 mg/l	<0.002 mg/l	<0.002 mg/l	<0.002 mg/l	1	
Copper 7440-50-8	0.021 mg/l	0.021 mg/l	0.021 mg/l	0.021 mg/l	1	
Iron 7439-89-6	3.03 mg/l	1.10 mg/l	3.03 mg/l	1.10 mg/l	1	
Lead 7439-92-1	<0.02 mg/l	<0.02 mg/l	<0.02 mg/l	<0.02 mg/l	1	
Lithium 7439-93-2	<0.02 mg/l	<0.02 mg/l	<0.02 mg/l	<0.02 mg/l	1	
Magnesium 7439-95-4	2.62 mg/l	1.86 mg/l	2.62 mg/l	1.86 mg/l	1	
Manganese 7439-96-5	0.093 mg/l	0.036 mg/l	0.093 mg/l	0.036 mg/l	1	
Molybdenum 7439-98-7	<0.006 mg/l	<0.006 mg/l	<0.006 mg/l	<0.006 mg/l	1	
Nickel 7440-02-0	<0.008 mg/l	<0.008 mg/l	<0.008 mg/l	<0.008 mg/l	1	
Potassium 7440-09-7	2.0 mg/l	1.9 mg/l	2.0 mg/l	1.9 mg/l	1	
Silver 7440-22-4	<0.006 mg/l	<0.006 mg/l	<0.006 mg/l	<0.006 mg/l	1	
Sodium 7440-23-5	0.51 mg/l	0.95 mg/l	0.51 mg/l	0.95 mg/l	1	
Titanium 7440-32-6	0.04 mg/l	0.01 mg/l	0.04 mg/l	0.01 mg/l	1	
Zinc 7440-66-6	0.28 mg/l	0.18 mg/l	0.28 mg/l	0.18 mg/l	1	

Continue on Reverse

Continued from front.

Part C- List each pollutant shown in Tables 2F-2, 2F-3, and 2F4 that you know or have reason to believe is present. See the instructions for additional details and requirements. Com one table for each outfall.

Pollutant and CAS Number (if availible)	Maximum Values (include units)		Average Values (include units)		Number of Storm Events Sampled	Sources of Pollutants
	Grab Sample Taken During First 30 Minutes	Flow-weighted Composite	Grab Sample Taken During First 30 Minutes	Flow-weighted Composite		
1,1,1,-trichloroethane 71-55-6	<0.010 mg/l		<0.010 mg/l		1	
1,1,2,2-tetrachloroethane 79-34-5	<0.010 mg/l		<0.010 mg/l		1	
1,1,2- trichloroethane 79-00-5	<0.010 mg/l		<0.010 mg/l		1	
1,1-dichloroethane 75-34-3	<0.010 mg/l		<0.010 mg/l		1	
1,1-dichloroethylene 75-35-4	<0.010 mg/l		<0.010 mg/l		1	
1,2-dichloroethane 107-06-2	<0.010 mg/l		<0.010 mg/l		1	
1,2-dichloropropane 78-87-5	<0.010 mg/l		<0.010 mg/l		1	
2-chloroethylvinylether 110-75-8	<0.010 mg/l		<0.010 mg/l		1	
benzene 71-43-2	<0.010 mg/l		<0.010 mg/l		1	
bromodichloromethane 75-27-4	<0.010 mg/l		<0.010 mg/l		1	
bromoform 75-25-2	<0.010 mg/l		<0.010 mg/l		1	
bromomethane 74-83-9	<0.010 mg/l		<0.010 mg/l		1	
carbon tetrachloride 56-23-5	<0.010 mg/l		<0.010 mg/l		1	
chlorobenzene 108-90-7	<0.010 mg/l		<0.010 mg/l		1	
chloroethane 75-00-3	<0.010 mg/l		<0.010 mg/l		1	
chloroform 67-66-3	<0.010 mg/l		<0.010 mg/l		1	
chloromethane 74-87-3	<0.010 mg/l		<0.010 mg/l		1	
dibromochloromethane 124-48-1	<0.010 mg/l		<0.010 mg/l		1	
ethylbenzene 100-41-4	<0.010 mg/l		<0.010 mg/l		1	
toluene 108-88-3	<0.010 mg/l		<0.010 mg/l		1	
vinyl chloride 75-01-4	<0.010 mg/l		<0.010 mg/l		1	
1,3-dichloropropene 10061-01-5	<0.010 mg/l		<0.010 mg/l		1	
trans-1,2-dichloroethene 156-60-5	<0.010 mg/l		<0.010 mg/l		1	
alpha activity 12587-46-1	0.25 pci/l	4.2 pci/l	0.25 pci/l	4.2 pci/l	1	
beta activity 12587-46-1	13 pci/l	11 pci/l	13 pci/l	11 pci/l	1	
fecal coliform	7,000 co/.1L	4,250 co/.1L	7,000 co/.1L	4,250 co/.1L	1	
Thallium 7440-28-0	<0.001 mg/l	<0.001 mg/l	<0.001 mg/l	<0.001 mg/l	1	
Uranium 7440-61-1	<0.001 mg/l	0.002 mg/l	<0.001 mg/l	0.002 mg/l	1	
Gamma activity	29 pci/l	47 pci/l	29 pci/l	47 pci/l	1	

Part D- Provide data for the sorm event(s) which resulted in the maximum values for the flow weighted composite sample.

1. Date of Storm Event	2. Duration of Storm (in minutes)	3. Total rainfall during storm event (in inches)	4. Number of hours between beginning of storm measured and end of previous measurable rain event	5. Maximum flow rate during rain event (gallons/min or specify units)	6. Total flow from rain event (gallons or specify units)	7. Season sample was taken	8. Form of Precipitation (rainfall, snowmelt)
7/24/91	185	0.7	154.2	1,414	108,024	Summer	Rainfall

9. Provide a description of the method of flow measurement or estimate.

An ISCO 3230 Flow meter was used to obtain water level readings. This instrument was calibrated with the normal dry weather flow, if present, as level zero. The flow meter was programmed with the characteristics of the conveyance so that flow rates and total flows could be calculated by the meter.

Outfall 114

Parts B and C Continued

Pollutant and CAS Number (if availible)	Maximum Values (include units)		Average Values (include units)		Number of Storm Events Sampled	Sources of Pollutants
	Grab Sample Taken During First 30 Minutes	Flow-weighted Composite	Grab Sample Taken During First 30 Minutes	Flow-weighted Composite		
Barium 7440-39-3	0.0342 mg/l	0.0251 mg/l	0.0342 mg/l	0.0251 mg/l	1	
methylene chloride 75-09-2	<0.010 mg/l		<0.010 mg/l		1	
tetrachloroethene 127-18-4	<0.010 mg/l		<0.010 mg/l		1	
trichloroethene 79-01-6	<0.010 mg/l		<0.010 mg/l		1	
Xylenes	<0.010 mg/l		<0.010 mg/l		1	
1,2,4-trichlorobenzene 120-82-1	<0.010 mg/l	<0.010 mg/l	<0.010 mg/l	<0.010 mg/l	1	
1,2-dichlorobenzene 95-50-1	<0.010 mg/l	<0.010 mg/l	<0.010 mg/l	<0.010 mg/l	1	
1,3-dichlorobenzene 541-73-1	<0.010 mg/l	<0.010 mg/l	<0.010 mg/l	<0.010 mg/l	1	
1,4-dichlorobenzene 106-46-7	<0.010 mg/l	<0.010 mg/l	<0.010 mg/l	<0.010 mg/l	1	
2,4-dinitrotoluene 121-14-2	<0.010 mg/l	<0.010 mg/l	<0.010 mg/l	<0.010 mg/l	1	
2,6-dinitrotoluene 606-20-2	<0.010 mg/l	<0.010 mg/l	<0.010 mg/l	<0.010 mg/l	1	
2-chloronaphthalene 91-58-7	<0.010 mg/l	<0.010 mg/l	<0.010 mg/l	<0.010 mg/l	1	
3,3'-dichlorobenzidine 91-94-1	<0.010 mg/l	<0.010 mg/l	<0.010 mg/l	<0.010 mg/l	1	
4-bromophenylphenyl ether 101-55-3	<0.010 mg/l	<0.010 mg/l	<0.010 mg/l	<0.010 mg/l	1	
4-chlorophenylphenyl ether 7005-72-3	<0.010 mg/l	<0.010 mg/l	<0.010 mg/l	<0.010 mg/l	1	
acenaphthene 83-32-9	<0.010 mg/l	<0.010 mg/l	<0.010 mg/l	<0.010 mg/l	1	
acenaphthylene 208-96-8	<0.010 mg/l	<0.010 mg/l	<0.010 mg/l	<0.010 mg/l	1	
anthracene 120-12-7	<0.010 mg/l	<0.010 mg/l	<0.010 mg/l	<0.010 mg/l	1	
benzidine 92-87-5	<0.030 mg/l	<0.030 mg/l	<0.030 mg/l	<0.030 mg/l	1	
benzo(a)anthracene 56-55-3	<0.010 mg/l	<0.010 mg/l	<0.010 mg/l	<0.010 mg/l	1	
benzo(a)pyrene 50-32-8	<0.010 mg/l	<0.010 mg/l	<0.010 mg/l	<0.010 mg/l	1	
benzo(b)fluoranthene 205-99-2	<0.010 mg/l	<0.010 mg/l	<0.010 mg/l	<0.010 mg/l	1	
benzo(ghi)perylene 191-24-2	<0.010 mg/l	<0.010 mg/l	<0.010 mg/l	<0.010 mg/l	1	
benzo(k)fluoranthene 207-08-9	<0.010 mg/l	<0.010 mg/l	<0.010 mg/l	<0.010 mg/l	1	
benzyl butyl phthalate 85-68-7	<0.010 mg/l	<0.010 mg/l	<0.010 mg/l	<0.010 mg/l	1	
bis(2-chloroethoxy)methane 111-91-1	<0.010 mg/l	<0.010 mg/l	<0.010 mg/l	<0.010 mg/l	1	
bis(2-chloroethyl)ether 111-44-4	<0.010 mg/l	<0.010 mg/l	<0.010 mg/l	<0.010 mg/l	1	
bis(2-chloroisopropyl) ether 108-60-1	<0.010 mg/l	<0.010 mg/l	<0.010 mg/l	<0.010 mg/l	1	
bis(2-ethylhexyl)phthalate 117-81-7	<0.010 mg/l	<0.010 mg/l	<0.010 mg/l	<0.010 mg/l	1	
chrysene 218-01-9	<0.010 mg/l	<0.010 mg/l	<0.010 mg/l	<0.010 mg/l	1	
di-n-butyl phthalate 84-74-2	0.029 mg/l	0.012 mg/l	0.029 mg/l	0.012 mg/l	1	
di-n-octyl phthalate 117-84-0	<0.010 mg/l	<0.010 mg/l	<0.010 mg/l	<0.010 mg/l	1	
dibenzo(a,h)anthracene 53-70-3	<0.010 mg/l	<0.010 mg/l	<0.010 mg/l	<0.010 mg/l	1	
diethyl phthalate 84-66-2	<0.010 mg/l	<0.010 mg/l	<0.010 mg/l	<0.010 mg/l	1	
dimethyl phthalate 131-11-3	<0.010 mg/l	<0.010 mg/l	<0.010 mg/l	<0.010 mg/l	1	
fluoranthene 206-44-0	<0.010 mg/l	<0.010 mg/l	<0.010 mg/l	<0.010 mg/l	1	
fluorene 86-73-7	<0.010 mg/l	<0.010 mg/l	<0.010 mg/l	<0.010 mg/l	1	
hexachlorobenzene 118-74-1	<0.010 mg/l	<0.010 mg/l	<0.010 mg/l	<0.010 mg/l	1	
hexachlorobutadiene 87-68-3	<0.010 mg/l	<0.010 mg/l	<0.010 mg/l	<0.010 mg/l	1	
hexachlorocyclopentadiene 77-47-4	<0.010 mg/l	<0.010 mg/l	<0.010 mg/l	<0.010 mg/l	1	
hexachloroethane 67-72-1	<0.010 mg/l	<0.010 mg/l	<0.010 mg/l	<0.010 mg/l	1	
indeno(1,2,3-cd)pyrene 193-39-5	<0.010 mg/l	<0.010 mg/l	<0.010 mg/l	<0.010 mg/l	1	
isophorone 78-59-1	<0.010 mg/l	<0.010 mg/l	<0.010 mg/l	<0.010 mg/l	1	
N-nitrosodi-n-propylamine 621-64-7	<0.010 mg/l	<0.010 mg/l	<0.010 mg/l	<0.010 mg/l	1	
N-nitrosodimethylamine 62-75-9	<0.010 mg/l	<0.010 mg/l	<0.010 mg/l	<0.010 mg/l	1	
N-nitrosodiphenylamine 86-30-6	<0.010 mg/l	<0.010 mg/l	<0.010 mg/l	<0.010 mg/l	1	
naphthalene 91-20-3	<0.010 mg/l	<0.010 mg/l	<0.010 mg/l	<0.010 mg/l	1	
nitrobenzene 98-95-3	<0.010 mg/l	<0.010 mg/l	<0.010 mg/l	<0.010 mg/l	1	
phenanthrene 85-01-8	<0.010 mg/l	<0.010 mg/l	<0.010 mg/l	<0.010 mg/l	1	
pyrene 129-00-0	<0.010 mg/l	<0.010 mg/l	<0.010 mg/l	<0.010 mg/l	1	
2,4,6-trichlorophenol 88-06-2	<0.030 mg/l	<0.030 mg/l	<0.030 mg/l	<0.030 mg/l	1	
2,4-dichlorophenol 120-83-2	<0.030 mg/l	<0.030 mg/l	<0.030 mg/l	<0.030 mg/l	1	
2,4-dimethylphenol 105-67-9	<0.030 mg/l	<0.030 mg/l	<0.030 mg/l	<0.030 mg/l	1	
2,4-dinitrophenol 51-28-5	<0.030 mg/l	<0.030 mg/l	<0.030 mg/l	<0.030 mg/l	1	

Outfall 114

Parts B and C Continued

Pollutant and CAS Number (if availible)	Maximum Values (include units)		Average Values (include units)		Number of Storm Events Sampled	Sources of Pollutants
	Grab Sample Taken During First 30 Minutes	Flow-weighted Composite	Grab Sample Taken During First 30 Minutes	Flow-weighted Composite		
2-methyl-4,6-dinitrophenol 534-52-1	<0.030 mg/l	<0.030 mg/l	<0.030 mg/l	<0.030 mg/l	1	
2-nitrophenol 88-75-5	<0.030 mg/l	<0.030 mg/l	<0.030 mg/l	<0.030 mg/l	1	
4-chloro-3-methyl phenol 59-50-7	<0.030 mg/l	<0.030 mg/l	<0.030 mg/l	<0.030 mg/l	1	
4-nitrophenol 100-02-7	<0.030 mg/l	<0.030 mg/l	<0.030 mg/l	<0.030 mg/l	1	
pentachlorophenol 87-86-5	<0.030 mg/l	<0.030 mg/l	<0.030 mg/l	<0.030 mg/l	1	
phenol 108-95-2	<0.030 mg/l	<0.030 mg/l	<0.030 mg/l	<0.030 mg/l	1	
4,4'--DDD 72-54-8	<0.000004 mg/l	<0.000004mg/l	<0.000004 mg/l	<0.000004 mg/l	1	
4,4'--DDE 72-55-9	<0.000004 mg/l	<0.000004mg/l	<0.000004 mg/l	<0.000004 mg/l	1	
4,4'-DDT 50-29-3	<0.000004 mg/l	<0.000004mg/l	<0.000004 mg/l	<0.000004 mg/l	1	
aldrin 309-00-2	<0.000004 mg/l	<0.000004mg/l	<0.000004 mg/l	<0.000004 mg/l	1	
chlordane 57-74-9	<0.00002 mg/l	<0.00002 mg/l	<0.00002 mg/l	<0.00002 mg/l	1	
dieldrin 60-57-1	<0.000004 mg/l	<0.000004mg/l	<0.000004 mg/l	<0.000004 mg/l	1	
endosulfan I 959-98-8	<0.000004 mg/l	<0.000004mg/l	<0.000004 mg/l	<0.000004 mg/l	1	
endosulfan II 33213-65-9	<0.000004 mg/l	<0.000004mg/l	<0.000004 mg/l	<0.000004 mg/l	1	
endosulfan sulfate 1031-07-8	<0.000004 mg/l	<0.000004mg/l	<0.000004 mg/l	<0.000004 mg/l	1	
endrin 72-20-8	<0.00005 mg/l	<0.00005 mg/l	<0.00005 mg/l	<0.000005 mg/l	1	
endrin aldehyde 7421-93-4	0.000011 mg/l	<0.000004mg/l	0.000011 mg/l	<0.000004 mg/l	1	
heptachlor 76-44-8	0.000020 mg/l	0.000018mg/l	0.000020 mg/l	0.000018 mg/l	1	
heptachlor epoxide 1024-57-3	<0.000004 mg/l	<0.000004mg/l	<0.000004 mg/l	<0.000004 mg/l	1	
toxaphene 8001-35-2	<0.0002 mg/l	<0.0002 mg/l	<0.0002 mg/l	<0.0002 mg/l	1	
alpha-BHC 319-84-6	<0.000004 mg/l	<0.000004mg/l	<0.000004 mg/l	<0.000004 mg/l	1	
beta-BHC 319-85-7	<0.000004 mg/l	<0.000004mg/l	<0.000004 mg/l	<0.000004 mg/l	1	
delta-BHC 319-86-8	<0.000004 mg/l	<0.000004mg/l	<0.000004 mg/l	<0.000004 mg/l	1	
gamma-BHC 58-89-8	<0.00001 mg/l	<0.00001 mg/l	<0.00001 mg/l	<0.00001 mg/l	1	
2-chlorophenol 95-57-8	<0.030 mg/l	<0.030 mg/l	<0.030 mg/l	<0.030 mg/l	1	
Aroclor-1242 53469-21-9	<0.0005 mg/l	<0.0005 mg/l	<0.0005 mg/l	<0.0005 mg/l	1	
Aroclor-1254 11097-69-1	<0.0005 mg/l	<0.0005 mg/l	<0.0005 mg/l	<0.0005 mg/l	1	
Aroclor-1221 11104-28-2	<0.0005 mg/l	<0.0005 mg/l	<0.0005 mg/l	<0.0005 mg/l	1	
Aroclor-1232 11141-16-5	<0.0005 mg/l	<0.0005 mg/l	<0.0005 mg/l	<0.0005 mg/l	1	
Aroclor-1248 12672-29-6	<0.0005 mg/l	<0.0005 mg/l	<0.0005 mg/l	<0.0005 mg/l	1	
Aroclor-1260 11096-82-5	<0.0005 mg/l	<0.0005 mg/l	<0.0005 mg/l	<0.0005 mg/l	1	
Aroclor-1016 12674-11-2	<0.0005 mg/l	<0.0005 mg/l	<0.0005 mg/l	<0.0005 mg/l	1	
Cresols	<0.030 mg/l	<0.030 mg/l	<0.030 mg/l	<0.030 mg/l	1	
Acrolein	<0.010 mg/l	<0.010 mg/l	<0.010 mg/l	<0.010 mg/l	1	
Acrylonitrile	<0.010 mg/l	<0.010 mg/l	<0.010 mg/l	<0.010 mg/l	1	
1,2-diphenylhydrazine (azobenzene)	Results pending	Results pending	Results pending	Results pending	1	

Continued from front.

Part C- List each pollutant shown in Tables 2F-2, 2F-3, and 2F4 that you know or have reason to believe is present. See the instructions for additional details and requirements. Complet one table for each outfall.

Pollutant and CAS Number (if availible)	Maximum Values (include units)		Average Values (include units)		Number of Storm Events Sampled	
	Grab Sample Taken During First 30	Flow-weighted Composite	Grab Sample Taken During First 30	Flow-weighted Composite		

Outfall 135

Parts B and C Continued

Pollutant and CAS Number (if availible)	Maximum Values (include units)		Average Values (include units)		Number of Storm Events Sampled	Sources of Pollutants
	Grab Sample Taken During First 30 Minutes	Flow-weighted Composite	Grab Sample Taken During First 30 Minutes	Flow-weighted Composite		
Barium 7440-39-3	0.0207 mg/l	0.0250 mg/l	0.0207 mg/l	0.0250 mg/l	1	
methylene chloride 75-09-2	<0.010 mg/l		<0.010 mg/l		1	
tetrachloroethene 127-18-4	<0.010 mg/l		<0.010 mg/l		1	
trichloroethene 79-01-6	<0.010 mg/l		<0.010 mg/l		1	
Xylenes	<0.010 mg/l		<0.010 mg/l		1	
1,2,4-trichlorobenzene 120-82-1	<0.010 mg/l	<0.010 mg/l	<0.010 mg/l	<0.010 mg/l	1	
1,2-dichlorobenzene 95-50-1	<0.010 mg/l	<0.010 mg/l	<0.010 mg/l	<0.010 mg/l	1	
1,3-dichlorobenzene 541-73-1	<0.010 mg/l	<0.010 mg/l	<0.010 mg/l	<0.010 mg/l	1	
1,4-dichlorobenzene 106-46-7	<0.010 mg/l	<0.010 mg/l	<0.010 mg/l	<0.010 mg/l	1	
2,4-dinitrotoluene 121-14-2	<0.010 mg/l	<0.010 mg/l	<0.010 mg/l	<0.010 mg/l	1	
2,6-dinitrotoluene 606-20-2	<0.010 mg/l	<0.010 mg/l	<0.010 mg/l	<0.010 mg/l	1	
2-chloronaphthalene 91-58-7	<0.010 mg/l	<0.010 mg/l	<0.010 mg/l	<0.010 mg/l	1	
3,3'-dichlorobenzidine 91-94-1	<0.010 mg/l	<0.010 mg/l	<0.010 mg/l	<0.010 mg/l	1	
4-bromophenylphenyl ether 101-55-3	<0.010 mg/l	<0.010 mg/l	<0.010 mg/l	<0.010 mg/l	1	
4-chlorophenylphenyl ether 7005-72-3	<0.010 mg/l	<0.010 mg/l	<0.010 mg/l	<0.010 mg/l	1	
acenaphthene 83-32-9	<0.010 mg/l	<0.010 mg/l	<0.010 mg/l	<0.010 mg/l	1	
acenaphthylene 208-96-8	<0.010 mg/l	<0.010 mg/l	<0.010 mg/l	<0.010 mg/l	1	
anthracene 120-12-7	<0.010 mg/l	<0.010 mg/l	<0.010 mg/l	<0.010 mg/l	1	
benzidine 92-87-5	<0.030 mg/l	<0.030 mg/l	<0.030 mg/l	<0.030 mg/l	1	
benzo(a)anthracene 56-55-3	<0.010 mg/l	<0.010 mg/l	<0.010 mg/l	<0.010 mg/l	1	
benzo(a)pyrene 50-32-8	<0.010 mg/l	<0.010 mg/l	<0.010 mg/l	<0.010 mg/l	1	
benzo(b)fluoranthene 205-99-2	<0.010 mg/l	<0.010 mg/l	<0.010 mg/l	<0.010 mg/l	1	
benzo(ghi)perylene 191-24-2	<0.010 mg/l	<0.010 mg/l	<0.010 mg/l	<0.010 mg/l	1	
benzo(k)fluoranthene 207-08-9	<0.010 mg/l	<0.010 mg/l	<0.010 mg/l	<0.010 mg/l	1	
benzyl butyl phthalate 85-68-7	<0.010 mg/l	<0.010 mg/l	<0.010 mg/l	<0.010 mg/l	1	
bis(2-chloroethoxy)methane 111-91-1	<0.010 mg/l	<0.010 mg/l	<0.010 mg/l	<0.010 mg/l	1	
bis(2-chloroethyl)ether 111-44-4	<0.010 mg/l	<0.010 mg/l	<0.010 mg/l	<0.010 mg/l	1	
bis(2-chloroisopropyl) ether 108-60-1	<0.010 mg/l	<0.010 mg/l	<0.010 mg/l	<0.010 mg/l	1	
bis(2-ethylhexyl)phthalate 117-81-7	<0.010 mg/l	<0.010 mg/l	<0.010 mg/l	<0.010 mg/l	1	
chrysene 218-01-9	<0.010 mg/l	<0.010 mg/l	<0.010 mg/l	<0.010 mg/l	1	
di-n-butyl phthalate 84-74-2	0.040 mg/l	0.053 mg/l	0.040 mg/l	0.053 mg/l	1	
di-n-octyl phthalate 117-84-0	<0.010 mg/l	<0.010 mg/l	<0.010 mg/l	<0.010 mg/l	1	
dibenzo(a,h)anthracene 53-70-3	<0.010 mg/l	<0.010 mg/l	<0.010 mg/l	<0.010 mg/l	1	
diethyl phthalate 84-66-2	<0.010 mg/l	<0.010 mg/l	<0.010 mg/l	<0.010 mg/l	1	
dimethyl phthalate 131-11-3	<0.010 mg/l	<0.010 mg/l	<0.010 mg/l	<0.010 mg/l	1	
fluoranthene 206-44-0	<0.010 mg/l	<0.010 mg/l	<0.010 mg/l	<0.010 mg/l	1	
fluorene 86-73-7	<0.010 mg/l	<0.010 mg/l	<0.010 mg/l	<0.010 mg/l	1	
hexachlorobenzene 118-74-1	<0.010 mg/l	<0.010 mg/l	<0.010 mg/l	<0.010 mg/l	1	
hexachlorobutadiene 87-68-3	<0.010 mg/l	<0.010 mg/l	<0.010 mg/l	<0.010 mg/l	1	
hexachlorocyclopentadiene 77-47-4	<0.010 mg/l	<0.010 mg/l	<0.010 mg/l	<0.010 mg/l	1	
hexachloroethane 67-72-1	<0.010 mg/l	<0.010 mg/l	<0.010 mg/l	<0.010 mg/l	1	
indeno(1,2,3-cd)pyrene 193-39-5	<0.010 mg/l	<0.010 mg/l	<0.010 mg/l	<0.010 mg/l	1	
isophorone 78-59-1	<0.010 mg/l	<0.010 mg/l	<0.010 mg/l	<0.010 mg/l	1	
N-nitrosodi-n-propylamine 621-64-7	<0.010 mg/l	<0.010 mg/l	<0.010 mg/l	<0.010 mg/l	1	
N-nitrosodimethylamine 62-75-9	<0.010 mg/l	<0.010 mg/l	<0.010 mg/l	<0.010 mg/l	1	
N-nitrosodiphenylamine 86-30-6	<0.010 mg/l	<0.010 mg/l	<0.010 mg/l	<0.010 mg/l	1	
naphthalene 91-20-3	<0.010 mg/l	<0.010 mg/l	<0.010 mg/l	<0.010 mg/l	1	
nitrobenzene 98-95-3	<0.010 mg/l	<0.010 mg/l	<0.010 mg/l	<0.010 mg/l	1	
phenanthrene 85-01-8	<0.010 mg/l	<0.010 mg/l	<0.010 mg/l	<0.010 mg/l	1	
pyrene 129-00-0	<0.010 mg/l	<0.010 mg/l	<0.010 mg/l	<0.010 mg/l	1	
2,4,6-trichlorophenol 88-06-2	<0.030 mg/l	<0.030 mg/l	<0.030 mg/l	<0.030 mg/l	1	
2,4-dichlorophenol 120-83-2	<0.030 mg/l	<0.030 mg/l	<0.030 mg/l	<0.030 mg/l	1	
2,4-dimethylphenol 105-67-9	<0.030 mg/l	<0.030 mg/l	<0.030 mg/l	<0.030 mg/l	1	
2,4-dinitrophenol 51-28-5	<0.030 mg/l	<0.030 mg/l	<0.030 mg/l	<0.030 mg/l	1	

Outfall 135

Parts B and C Continued

Pollutant and CAS Number (if availible)	Maximum Values (include units)		Average Values (include units)		Number of Storm Events Sampled	Sources of Pollutants
	Grab Sample Taken During First 30 Minutes	Flow-weighted Composite	Grab Sample Taken During First 30 Minutes	Flow-weighted Composite		
2-methyl-4,6-dinitrophenol 534-52-1	<0.030 mg/l	<0.030 mg/l	<0.030 mg/l	<0.030 mg/l	1	
2-nitrophenol 88-75-5	<0.030 mg/l	<0.030 mg/l	<0.030 mg/l	<0.030 mg/l	1	
4-chloro-3-methyl phenol 59-50-7	<0.030 mg/l	<0.030 mg/l	<0.030 mg/l	<0.030 mg/l	1	
4-nitrophenol 100-02-7	<0.030 mg/l	<0.030 mg/l	<0.030 mg/l	<0.030 mg/l	1	
pentachlorophenol 87-86-5	<0.030 mg/l	<0.030 mg/l	<0.030 mg/l	<0.030 mg/l	1	
phenol 108-95-2	<0.030 mg/l	<0.030 mg/l	<0.030 mg/l	<0.030 mg/l	1	
4,4'-DDD 72-54-8	<0.000004 mg/l	<0.000004mg/l	<0.000004 mg/l	<0.000004 mg/l	1	
4,4'-DDE 72-55-9	<0.000004 mg/l	<0.000004mg/l	<0.000004 mg/l	<0.000004 mg/l	1	
4,4'-DDT 50-29-3	<0.000004 mg/l	<0.000004mg/l	<0.000004 mg/l	<0.000004 mg/l	1	
aldrin 309-00-2	<0.000004 mg/l	<0.000004mg/l	<0.000004 mg/l	<0.000004 mg/l	1	
chlordane 57-74-9	<0.00002 mg/l	<0.00002 mg/l	<0.00002 mg/l	<0.00002 mg/l	1	
dieldrin 60-57-1	<0.000004 mg/l	<0.000004mg/l	<0.000004 mg/l	<0.000004 mg/l	1	
endosulfan I 959-98-8	<0.000004 mg/l	<0.000004mg/l	<0.000004 mg/l	<0.000004 mg/l	1	
endosulfan II 33213-65-9	<0.000004 mg/l	<0.000004mg/l	<0.000004 mg/l	<0.000004 mg/l	1	
endosulfan sulfate 1031-07-8	<0.000004 mg/l	<0.000004mg/l	<0.000004 mg/l	<0.000004 mg/l	1	
endrin 72-20-8	<0.00005 mg/l	<0.00005 mg/l	<0.00005 mg/l	<0.00005 mg/l	1	
endrin aldehyde 7421-93-4	<0.000004 mg/l	<0.000004mg/l	<0.000004 mg/l	<0.000004 mg/l	1	
heptachlor 76-44-8	<0.000004 mg/l	<0.000004mg/l	<0.000004 mg/l	<0.000004 mg/l	1	
heptachlor epoxide 1024-57-3	<0.000004 mg/l	<0.000004mg/l	<0.000004 mg/l	<0.000004 mg/l	1	
toxaphene 8001-35-2	<0.0002 mg/l	<0.0002 mg/l	<0.0002 mg/l	<0.0002 mg/l	1	
alpha-BHC 319-84-6	<0.000004 mg/l	<0.000004mg/l	<0.000004 mg/l	<0.000004 mg/l	1	
beta-BHC 319-85-7	<0.000004 mg/l	<0.000004mg/l	<0.000004 mg/l	<0.000004 mg/l	1	
delta-BHC 319-86-8	<0.000004 mg/l	<0.000004mg/l	<0.000004 mg/l	<0.000004 mg/l	1	
gamma-BHC 58-89-8	<0.00001 mg/l	<0.00001 mg/l	<0.00001 mg/l	<0.00001 mg/l	1	
2-chlorophenol 95-57-8	<0.030 mg/l	<0.030 mg/l	<0.030 mg/l	<0.030 mg/l	1	
Aroclor-1242 53469-21-9	<0.0005 mg/l	<0.0005 mg/l	<0.0005 mg/l	<0.0005 mg/l	1	
Aroclor-1254 11097-69-1	<0.0005 mg/l	<0.0005 mg/l	<0.0005 mg/l	<0.0005 mg/l	1	
Aroclor-1221 11104-28-2	<0.0005 mg/l	<0.0005 mg/l	<0.0005 mg/l	<0.0005 mg/l	1	
Aroclor-1232 11141-16-5	<0.0005 mg/l	<0.0005 mg/l	<0.0005 mg/l	<0.0005 mg/l	1	
Aroclor-1248 12672-29-6	<0.0005 mg/l	<0.0005 mg/l	<0.0005 mg/l	<0.0005 mg/l	1	
Aroclor-1260 11096-82-5	<0.0005 mg/l	<0.0005 mg/l	<0.0005 mg/l	<0.0005 mg/l	1	
Aroclor-1016 12674-11-2	<0.0005 mg/l	<0.0005 mg/l	<0.0005 mg/l	<0.0005 mg/l	1	
Cresols	<0.030 mg/l	<0.030 mg/l	<0.030 mg/l	<0.030 mg/l	1	
Acrolein	<0.010 mg/l	<0.010 mg/l	<0.010 mg/l	<0.010 mg/l	1	
Acrylonitrile	<0.010 mg/l	<0.010 mg/l	<0.010 mg/l	<0.010 mg/l	1	
1,2-diphenylhydrazine (azobenzene)	Results pending	Results pending	Results pending	Results pending	1	

EPA ID Number (copy from Item 1 of Form1)

Outfall 212

Form Approved OMB No. 2040-0086
Approval expires 5-31-92

VII. Discharge Information (continued from page 3 of Form 2F)

Part A - You must provide the results of at least one analysis for every pollutant in this table. Complete one table for each outfall. See instructions for additional details.

Pollutant and CAS Number (if availible)	Maximum Values (include units)		Average Values (include units)		Number of Storm Events Sampled	Sources of Pollutants
	Grab Sample Taken During First 30 Minutes	Flow-weighted Composite	Grab Sample Taken During First 30 Minutes	Flow-weighted Composite		
Oil and Grease	3 mg/l		3 mg/l		1	
Biological Oxygen Demand (BOD5)	<5 mg/l	5.05 mg/l	<5 mg/l	5.05 mg/l	1	
Chemical Oxygen Demand (COD)	17 mg/l	26 mg/l	17 mg/l	26 mg/l	1	
Total Suspended Solids (TSS)	75 mg/l	69 mg/l	75 mg/l	69 mg/l	1	
Total Kjeldahl Nitrogen	0.2 mg/l	0.8 mg/l	0.2 mg/l	0.8 mg/l	1	
Nitrate plus Nitrite Nitrogen	0.8 mg/l	0.99 mg/l	0.8 mg/l	0.99 mg/l	1	
Total Phosphorus	0.22 mg/l	0.21 mg/l	0.22 mg/l	0.21 mg/l	1	
pH	Minimum 8.2	Maximum 8.2	Minimum 8.2	Maximum 8.2		

Part B - List each pollutant that is limited in an effluent guideline which the facility is subject to or any pollutant listed in the facility's NPDES permit for its process wastewater (if the facility is operating under an existing NPDES permit). Complete one table for each outfall. See the instructions for additional details and requirements.

Pollutant and CAS Number (if availible)	Maximum Values (include units)		Average Values (include units)		Number of Storm Events Sampled	Sources of Pollutants
	Grab Sample Taken During First 30 Minutes	Flow-weighted Composite	Grab Sample Taken During First 30 Minutes	Flow-weighted Composite		
Antimony 7440-36-0	<0.04 mg/l	<0.04 mg/l	<0.04 mg/l	<0.04 mg/l	1	
Cyanide	<0.002 mg/l		<0.002 mg/l		1	
Mercury 7439-97-6	0.0004 mg/l	0.0005 mg/l	0.0004 mg/l	0.0005 mg/l	1	
Phenols	0.003 mg/l		0.003 mg/l		1	
Selenium 7782-49-2	<0.002 mg/l	<0.002 mg/l	<0.002 mg/l	<0.002 mg/l	1	
Sulfate	14 mg/l	22 mg/l	14 mg/l	22 mg/l	1	
Surfactants	<0.05 mg/l	<0.05 mg/l	<0.05 mg/l	<0.05 mg/l	1	
Aluminum 7429-90-5	2.89 mg/l	2.61 mg/l	2.89 mg/l	2.61 mg/l	1	
Arsenic 7440-38-2	<0.04 mg/l	<0.04 mg/l	<0.04 mg/l	<0.04 mg/l	1	
Boron 7440-42-8	0.019 mg/l	0.028 mg/l	0.019 mg/l	0.028 mg/l	1	
Beryllium 7440-41-7	<0.0004mg/l	<0.0004mg/l	<0.0004mg/l	<0.0004mg/l	1	
Cadmium 7440-43-9	<0.004 mg/l	<0.004 mg/l	<0.004 mg/l	<0.004 mg/l	1	
Calcium 7440-70-2	27.0 mg/l	31.1 mg/l	27.0 mg/l	31.1 mg/l	1	
Chromium 7440-47-3	<0.006 mg/l	<0.006 mg/l	<0.006 mg/l	<0.006 mg/l	1	
Cobalt 7440-48-4	<0.002 mg/l	0.002 mg/l	<0.002 mg/l	0.002 mg/l	1	
Copper 7440-50-8	0.019 mg/l	0.015 mg/l	0.019 mg/l	0.015 mg/l	1	
Iron 7439-89-6	3.32 mg/l	2.58 mg/l	3.32 mg/l	2.58 mg/l	1	
Lead 7439-92-1	<0.02 mg/l	<0.02 mg/l	<0.02 mg/l	<0.02 mg/l	1	
Lithium 7439-93-2	<0.02 mg/l	<0.02 mg/l	<0.02 mg/l	<0.02 mg/l	1	
Magnesium 7439-95-4	3.00 mg/l	3.51 mg/l	3.00 mg/l	3.51 mg/l	1	
Manganese 7439-96-5	0.082 mg/l	0.091 mg/l	0.082 mg/l	0.091 mg/l	1	
Molybdenum 7439-98-7	<0.006 mg/l	<0.006 mg/l	<0.006 mg/l	<0.006 mg/l	1	
Nickel 7440-02-0	<0.008 mg/l	<0.008 mg/l	<0.008 mg/l	<0.008 mg/l	1	
Potassium 7440-09-7	3.0 mg/l	3.7 mg/l	3.0 mg/l	3.7 mg/l	1	
Silver 7440-22-4	<0.006 mg/l	<0.006 mg/l	<0.006 mg/l	<0.006 mg/l	1	
Sodium 7440-23-5	1.14 mg/l	1.24 mg/l	1.14 mg/l	1.24 mg/l	1	
Titanium 7440-32-6	0.04 mg/l	0.04 mg/l	0.04 mg/l	0.04 mg/l	1	
Zinc 7440-66-6	0.07 mg/l	0.13 mg/l	0.07 mg/l	0.13 mg/l	1	

Continue on Reverse

Continued from front.

Part C- List each pollutant shown in Tables 2F-2, 2F-3, and 2F4 that you know or have reason to believe is present. See the instructions for additional details and requirements. Comp one table for each outfall.

Pollutant and CAS Number (if availible)	Maximum Values (include units)		Average Values (include units)		Number of Storm Events Sampled	Sources of Pollutants
	Grab Sample Taken During First 30 Minutes	Flow-weighted Composite	Grab Sample Taken During First 30 Minutes	Flow-weighted Composite		
1,1,1,-trichloroethane 71-55-6	<0.010 mg/l		<0.010 mg/l		1	
1,1,2,2-tetrachloroethane 79-34-5	<0.010 mg/l		<0.010 mg/l		1	
1,1,2- trichloroethane 79-00-5	<0.010 mg/l		<0.010 mg/l		1	
1,1-dichloroethane 75-34-3	<0.010 mg/l		<0.010 mg/l		1	
1,1-dichloroethylene 75-35-4	<0.010 mg/l		<0.010 mg/l		1	
1,2-dichloroethane 107-06-2	<0.010 mg/l		<0.010 mg/l		1	
1,2-dichloropropane 78-87-5	<0.010 mg/l		<0.010 mg/l		1	
2-chloroethylvinylether 110-75-8	<0.010 mg/l		<0.010 mg/l		1	
benzene 71-43-2	<0.010 mg/l		<0.010 mg/l		1	
bromodichloromethane 75-27-4	<0.010 mg/l		<0.010 mg/l		1	
bromoform 75-25-2	<0.010 mg/l		<0.010 mg/l		1	
bromomethane 74-83-9	<0.010 mg/l		<0.010 mg/l		1	
carbon tetrachloride 56-23-5	<0.010 mg/l		<0.010 mg/l		1	
chlorobenzene 108-90-7	<0.010 mg/l		<0.010 mg/l		1	
chloroethane 75-00-3	<0.010 mg/l		<0.010 mg/l		1	
chloroform 67-66-3	<0.010 mg/l		<0.010 mg/l		1	
chloromethane 74-87-3	<0.010 mg/l		<0.010 mg/l		1	
dibromochloromethane 124-48-1	<0.010 mg/l		<0.010 mg/l		1	
ethylbenzene 100-41-4	<0.010 mg/l		<0.010 mg/l		1	
toluene 108-88-3	<0.010 mg/l		<0.010 mg/l		1	
vinyl chloride 75-01-4	<0.010 mg/l		<0.010 mg/l		1	
1,3-dichloropropene 10061-01-5	<0.010 mg/l		<0.010 mg/l		1	
trans-1,2-dichloroethene 156-60-5	<0.010 mg/l		<0.010 mg/l		1	
alpha activity 12587-46-1	7.7 pci/l	8.3 pci/l	7.7 pci/l	8.3 pci/l	1	
beta activity 12587-46-1	12 pci/l	9.0 pci/l	12 pci/l	9.0 pci/l	1	
focal coliform	57,000 co/.1L	TNTC co/.1L	57,000 co/.1L	TNTC co/.1L	1	
Thallium 7440-28-0	<0.005 mg/l	<0.005 mg/l	<0.005 mg/l	<0.005 mg/l	1	
Uranium 7440-61-1	0.002 mg/l	0.003 mg/l	0.002 mg/l	0.003 mg/l	1	
Gamma activity	47 pci/l	30 pci/l	47 pci/l	30 pci/l	1	

Part D- Provide data for the sorm event(s) which resulted in the maximum values for the flow weighted composite sample.

1. Date of Storm Event	2. Duration of Storm (in minutes)	3. Total rainfall during storm event (in inches)	4. Number of hours between beginning of storm measured and end of previous measurable rain event	5. Maximum flow rate during rain event (gallons/min or specify units)	6. Total flow from rain event (gallons or specify units)	7. Season sample was taken	8. Form of Precipitation (rainfall, snowmelt)
8/26/91	410	1.2	160.2	27	8,426	Summer	Rainfall

9. Provide a description of the method of flow measurement or estimate.

An ISCO 3230 Flow meter was used to obtain water level readings. This instrument was calibrated with the normal dry weather flow, if present, as level zero. The flow meter was programmed with the characteristics of the conveyance so that flow rates and total flows could be calculated by the meter.

Outfall 212

Parts B and C Continued

Pollutant and CAS Number (if availible)	Maximum Values (include units)		Average Values (include units)		Number of Storm* Events Sampled	Sources of Pollutants
	Grab Sample Taken During First 30 Minutes	Flow-weighted Composite	Grab Sample Taken During First 30 Minutes	Flow-weighted Composite		
Barium 7440-39-3	0.0376 mg/l	0.0328 mg/l	0.0376 mg/l	0.0328 mg/l	1	
methylene chloride 75-09-2	<0.010 mg/l		<0.010 mg/l		1	
tetrachloroethene 127-18-4	<0.010 mg/l		<0.010 mg/l		1	
trichloroethene 79-01-6	<0.010 mg/l		<0.010 mg/l		1	
Xylenes	<0.010 mg/l		<0.010 mg/l		1	
1,2,4-trichlorobenzene 120-82-1	<0.010 mg/l	<0.010 mg/l	<0.010 mg/l	<0.010 mg/l	1	
1,2-dichlorobenzene 95-50-1	<0.010 mg/l	<0.010 mg/l	<0.010 mg/l	<0.010 mg/l	1	
1,3-dichlorobenzene 541-73-1	<0.010 mg/l	<0.010 mg/l	<0.010 mg/l	<0.010 mg/l	1	
1,4-dichlorobenzene 106-46-7	<0.010 mg/l	<0.010 mg/l	<0.010 mg/l	<0.010 mg/l	1	
2,4-dinitrotoluene 121-14-2	<0.010 mg/l	<0.010 mg/l	<0.010 mg/l	<0.010 mg/l	1	
2,6-dinitrotoluene 606-20-2	<0.010 mg/l	<0.010 mg/l	<0.010 mg/l	<0.010 mg/l	1	
2-chloronaphthalene 91-58-7	<0.010 mg/l	<0.010 mg/l	<0.010 mg/l	<0.010 mg/l	1	
3,3'-dichlorobenzidine 91-94-1	<0.010 mg/l	<0.010 mg/l	<0.010 mg/l	<0.010 mg/l	1	
4-bromophenylphenyl ether 101-55-3	<0.010 mg/l	<0.010 mg/l	<0.010 mg/l	<0.010 mg/l	1	
4-chlorophenylphenyl ether 7005-72-3	<0.010 mg/l	<0.010 mg/l	<0.010 mg/l	<0.010 mg/l	1	
acenaphthene 83-32-9	<0.010 mg/l	<0.010 mg/l	<0.010 mg/l	<0.010 mg/l	1	
acenaphthylene 208-96-8	<0.010 mg/l	<0.010 mg/l	<0.010 mg/l	<0.010 mg/l	1	
anthracene 120-12-7	<0.010 mg/l	<0.010 mg/l	<0.010 mg/l	<0.010 mg/l	1	
benzidine 92-87-5	<0.030 mg/l	<0.030 mg/l	<0.030 mg/l	<0.030 mg/l	1	
benzo(a)anthracene 56-55-3	<0.010 mg/l	<0.010 mg/l	<0.010 mg/l	<0.010 mg/l	1	
benzo(a)pyrene 50-32-8	<0.010 mg/l	<0.010 mg/l	<0.010 mg/l	<0.010 mg/l	1	
benzo(b)fluoranthene 205-99-2	<0.010 mg/l	<0.010 mg/l	<0.010 mg/l	<0.010 mg/l	1	
benzo(ghi)perylene 191-24-2	<0.010 mg/l	<0.010 mg/l	<0.010 mg/l	<0.010 mg/l	1	
benzo(k)fluoranthene 207-08-9	<0.010 mg/l	<0.010 mg/l	<0.010 mg/l	<0.010 mg/l	1	
benzyl butyl phthalate 85-68-7	<0.010 mg/l	<0.010 mg/l	<0.010 mg/l	<0.010 mg/l	1	
bis(2-chloroethoxy)methane 111-91-1	<0.010 mg/l	<0.010 mg/l	<0.010 mg/l	<0.010 mg/l	1	
bis(2-chloroethyl)ether 111-44-4	<0.010 mg/l	<0.010 mg/l	<0.010 mg/l	<0.010 mg/l	1	
bis(2-chloroisopropyl) ether 108-60-1	<0.010 mg/l	<0.010 mg/l	<0.010 mg/l	<0.010 mg/l	1	
bis(2-ethylhexyl)phthalate 117-81-7	<0.010 mg/l	<0.010 mg/l	<0.010 mg/l	<0.010 mg/l	1	
chrysene 218-01-9	<0.010 mg/l	<0.010 mg/l	<0.010 mg/l	<0.010 mg/l	1	
di-n-butyl phthalate 84-74-2	<0.010 mg/l	<0.010 mg/l	<0.010 mg/l	<0.010 mg/l	1	
di-n-octyl phthalate 117-84-0	<0.010 mg/l	<0.010 mg/l	<0.010 mg/l	<0.010 mg/l	1	
dibenzo(a,h)anthracene 53-70-3	<0.010 mg/l	<0.010 mg/l	<0.010 mg/l	<0.010 mg/l	1	
diethyl phthalate 84-66-2	<0.010 mg/l	<0.010 mg/l	<0.010 mg/l	<0.010 mg/l	1	
dimethyl phthalate 131-11-3	<0.010 mg/l	<0.010 mg/l	<0.010 mg/l	<0.010 mg/l	1	
fluoranthene 206-44-0	<0.010 mg/l	<0.010 mg/l	<0.010 mg/l	<0.010 mg/l	1	
fluorene 86-73-7	<0.010 mg/l	<0.010 mg/l	<0.010 mg/l	<0.010 mg/l	1	
hexachlorobenzene 118-74-1	<0.010 mg/l	<0.010 mg/l	<0.010 mg/l	<0.010 mg/l	1	
hexachlorobutadiene 87-68-3	<0.010 mg/l	<0.010 mg/l	<0.010 mg/l	<0.010 mg/l	1	
hexachlorocyclopentadiene 77-47-4	<0.010 mg/l	<0.010 mg/l	<0.010 mg/l	<0.010 mg/l	1	
hexachloroethane 67-72-1	<0.010 mg/l	<0.010 mg/l	<0.010 mg/l	<0.010 mg/l	1	
indeno(1,2,3-cd)pyrene 193-39-5	<0.010 mg/l	<0.010 mg/l	<0.010 mg/l	<0.010 mg/l	1	
isophorone 78-59-1	<0.010 mg/l	<0.010 mg/l	<0.010 mg/l	<0.010 mg/l	1	
N-nitrosodi-n-propylamine 621-64-7	<0.010 mg/l	<0.010 mg/l	<0.010 mg/l	<0.010 mg/l	1	
N-nitrosodimethylamine 62-75-9	<0.010 mg/l	<0.010 mg/l	<0.010 mg/l	<0.010 mg/l	1	
N-nitrosodiphenylamine 86-30-6	<0.010 mg/l	<0.010 mg/l	<0.010 mg/l	<0.010 mg/l	1	
naphthalene 91-20-3	<0.010 mg/l	<0.010 mg/l	<0.010 mg/l	<0.010 mg/l	1	
nitrobenzene 98-95-3	<0.010 mg/l	<0.010 mg/l	<0.010 mg/l	<0.010 mg/l	1	
phenanthrene 85-01-8	<0.010 mg/l	<0.010 mg/l	<0.010 mg/l	<0.010 mg/l	1	
pyrene 129-00-0	<0.010 mg/l	<0.010 mg/l	<0.010 mg/l	<0.010 mg/l	1	
2,4,6-trichlorophenol 88-06-2	<0.030 mg/l	<0.030 mg/l	<0.030 mg/l	<0.030 mg/l	1	
2,4-dichlorophenol 120-83-2	<0.030 mg/l	<0.030 mg/l	<0.030 mg/l	<0.030 mg/l	1	
2,4-dimethylphenol 105-67-9	<0.030 mg/l	<0.030 mg/l	<0.030 mg/l	<0.030 mg/l	1	
2,4-dinitrophenol 51-28-5	<0.030 mg/l	<0.030 mg/l	<0.030 mg/l	<0.030 mg/l	1	

Outfall 212

Parts B and C Continued

Pollutant and CAS Number (if availible)	Maximum Values (include units)		Average Values (include units)		Number of Storm Events Sampled	Sources of Pollutants
	Grab Sample Taken During First 30 Minutes	Flow-weighted Composite	Grab Sample Taken During First 30 Minutes	Flow-weighted Composite		
2-methyl-4,6-dinitrophenol 534-52-1	<0.030 mg/l	<0.030 mg/l	<0.030 mg/l	<0.030 mg/l	1	
2-nitrophenol 88-75-5	<0.030 mg/l	<0.030 mg/l	<0.030 mg/l	<0.030 mg/l	1	
4-chloro-3-methyl phenol 59-50-7	<0.030 mg/l	<0.030 mg/l	<0.030 mg/l	<0.030 mg/l	1	
4-nitrophenol 100-02-7	<0.030 mg/l	<0.030 mg/l	<0.030 mg/l	<0.030 mg/l	1	
pentachlorophenol 87-86-5	<0.030 mg/l	<0.030 mg/l	<0.030 mg/l	<0.030 mg/l	1	
phenol 108-95-2	<0.030 mg/l	<0.030 mg/l	<0.030 mg/l	<0.030 mg/l	1	
4,4'--DDD 72-54-8	<0.000004 mg/l	<0.000004mg/l	<0.000004 mg/l	<0.000004 mg/l	1	
4,4'--DDE 72-55-9	<0.000004 mg/l	<0.000004mg/l	<0.000004 mg/l	<0.000004 mg/l	1	
4,4'-DDT 50-29-3	<0.000004 mg/l	<0.000004mg/l	<0.000004 mg/l	<0.000004 mg/l	1	
aldrin 309-00-2	<0.000004 mg/l	<0.000004mg/l	<0.000004 mg/l	<0.000004 mg/l	1	
chlordane 57-74-9	<0.00002 mg/l	<0.00002 mg/l	<0.00002 mg/l	<0.00002 mg/l	1	
dieldrin 60-57-1	<0.000004 mg/l	<0.000004 mg/l	<0.000004 mg/l	<0.000004 mg/l	1	
endosulfan I 959-98-8	<0.000004 mg/l	<0.000004mg/l	<0.000004 mg/l	<0.000004 mg/l	1	
endosulfan II 33213-65-9	<0.000004 mg/l	<0.000004mg/l	<0.000004 mg/l	<0.000004 mg/l	1	
endosulfan sulfate 1031-07-8	<0.000004 mg/l	<0.000004mg/l	<0.000004 mg/l	<0.000004 mg/l	1	
endrin 72-20-8	<0.00005 mg/l	<0.00005 mg/l	<0.00005 mg/l	<0.00005 mg/l	1	
endrin aldehyde 7421-93-4	<0.000004 mg/l	<0.000004mg/l	<0.000004 mg/l	<0.000004 mg/l	1	
heptachlor 76-44-8	<0.000004 mg/l	<0.000004mg/l	<0.000004 mg/l	<0.000004 mg/l	1	
heptachlor epoxide 1024-57-3	<0.000004 mg/l	<0.000004mg/l	<0.000004 mg/l	<0.000004 mg/l	1	
toxaphene 8001-35-2	<0.0002 mg/l	<0.0002 mg/l	<0.0002 mg/l	<0.0002 mg/l	1	
alpha-BHC 319-84-6	<0.000004 mg/l	<0.000004mg/l	<0.000004 mg/l	<0.000004 mg/l	1	
beta-BHC 319-85-7	<0.000004 mg/l	<0.000004mg/l	<0.000004 mg/l	<0.000004 mg/l	1	
delta-BHC 319-86-8	<0.000004 mg/l	<0.000004mg/l	<0.000004 mg/l	<0.000004 mg/l	1	
gamma-BHC 58-89-8	<0.00001 mg/l	<0.00001 mg/l	<0.00001 mg/l	<0.00001 mg/l	1	
2-chlorophenol 95-57-8	<0.030 mg/l	<0.030 mg/l	<0.030 mg/l	<0.030 mg/l	1	
Aroclor-1242 53469-21-9	<0.0005 mg/l	<0.0005 mg/l	<0.0005 mg/l	<0.0005 mg/l	1	
Aroclor-1254 11097-69-1	<0.0005 mg/l	<0.0005 mg/l	<0.0005 mg/l	<0.0005 mg/l	1	
Aroclor-1221 11104-28-2	<0.0005 mg/l	<0.0005 mg/l	<0.0005 mg/l	<0.0005 mg/l	1	
Aroclor-1232 11141-16-5	<0.0005 mg/l	<0.0005 mg/l	<0.0005 mg/l	<0.0005 mg/l	1	
Aroclor-1248 12672-29-6	<0.0005 mg/l	<0.0005 mg/l	<0.0005 mg/l	<0.0005 mg/l	1	
Aroclor-1260 11096-82-5	<0.0005 mg/l	<0.0005 mg/l	<0.0005 mg/l	<0.0005 mg/l	1	
Aroclor-1016 12674-11-2	<0.0005 mg/l	<0.0005 mg/l	<0.0005 mg/l	<0.0005 mg/l	1	
Cresols	<0.030 mg/l	<0.030 mg/l	<0.030 mg/l	<0.030 mg/l	1	
Acrolein	<0.010 mg/l	<0.010 mg/l	<0.010 mg/l	<0.010 mg/l	1	
Acrylonitrile	<0.010 mg/l	<0.010 mg/l	<0.010 mg/l	<0.010 mg/l	1	
1,2-diphenylhydrazine (azobenzene)	Results pending	Results pending	Results pending	Results pending	1	

EPA ID Number (copy from Item 1 of Form1)

North-South Pipe

Form Approved OMB No. 2040-0086
Approval expires 5-31-92

VII. Discharge Information (continued from page 3 of Form 2F)

Part A - You must provide the results of at least one analysis for every pollutant in this table. Complete one table for each outfall. See instructions for additional details.

Pollutant and CAS Number (if availible)	Maximum Values (include units)		Average Values (include units)		Number of Storm Events Sampled	Sources of Pollutants
	Grab Sample Taken During First 30 Minutes	Flow-weighted Composite	Grab Sample Taken During First 30 Minutes	Flow-weighted Composite		
Oil and Grease	15 mg/l		15 mg/l		1	
Biological Oxygen Demand (BOD5)	<5 mg/l	10.2 mg/l	<5 mg/l	10.2 mg/l	1	
Chemical Oxygen Demand (COD)	24 mg/l	30 mg/l	24 mg/l	30 mg/l	1	
Total Suspended Solids (TSS)	230 mg/l	280 mg/l	230 mg/l	280 mg/l	1	
Total Kjeldahl Nitrogen	1.3 mg/l	0.9 mg/l	1.3 mg/l	0.9 mg/l	1	
Nitrate plus Nitrite Nitrogen	4 mg/l	4.4 mg/l	4 mg/l	4.4 mg/l	1	
Total Phosphorus	0.41 mg/l	0.30 mg/l	0.41 mg/l	0.30 mg/l	1	
pH	Minimum 7.6	Maximum 7.6	Minimum 7.6	Maximum 7.6		

Part B - List each pollutant that is limited in an effluent guideline which the facility is subject to or any pollutant listed in the facility's NPDES permit for its process wastewater (if the facility is operating under an existing NPDES permit). Complete one table for each outfall. See the instructions for additional details and requirements.

Pollutant and CAS Number (if availible)	Maximum Values (include units)		Average Values (include units)		Number of Storm Events Sampled	Sources of Pollutants
	Grab Sample Taken During First 30 Minutes	Flow-weighted Composite	Grab Sample Taken During First 30 Minutes	Flow-weighted Composite		
Antimony 7440-36-0	<0.04 mg/l	<0.04 mg/l	<0.04 mg/l	<0.04 mg/l	1	
Cyanide	0.006 mg/l		0.006 mg/l		1	
Mercury 7439-97-6	0.0081 mg/l	0.0041 mg/l	0.0081 mg/l	0.0041 mg/l	1	
Phenols	0.007 mg/l		0.007 mg/l		1	
Selenium 7782-49-2	<0.002 mg/l	<0.002 mg/l	<0.002 mg/l	<0.002 mg/l	1	
Sulfate	67 mg/l	41 mg/l	67 mg/l	41 mg/l	1	
Surfactants	0.05 mg/l	0.07 mg/l	0.05 mg/l	0.07 mg/l	1	
Aluminum 7429-90-5	5.99 mg/l	3.31 mg/l	5.99 mg/l	3.31 mg/l	1	
Arsenic 7440-38-2	<0.04 mg/l	<0.04 mg/l	<0.04 mg/l	<0.04 mg/l	1	
Boron 7440-42-8	0.035 mg/l	0.035 mg/l	0.035 mg/l	0.035 mg/l	1	
Beryllium 7440-41-7	<0.0004mg/l	<0.0004mg/l	<0.0004mg/l	<0.0004mg/l	1	
Cadmium 7440-43-9	<0.004 mg/l	<0.004 mg/l	<0.004 mg/l	<0.004 mg/l	1	
Calcium 7440-70-2	24.5 mg/l	32.2 mg/l	24.5 mg/l	32.2 mg/l	1	
Chromium 7440-47-3	0.008 mg/l	<0.006 mg/l	0.008 mg/l	<0.006 mg/l	1	
Cobalt 7440-48-4	0.005 mg/l	0.003 mg/l	0.005 mg/l	0.003 mg/l	1	
Copper 7440-50-8	0.014 mg/l	0.018 mg/l	0.014 mg/l	0.018 mg/l	1	
Iron 7439-89-6	7.90 mg/l	4.46 mg/l	7.90 mg/l	4.46 mg/l	1	
Lead 7439-92-1	<0.02 mg/l	<0.02 mg/l	<0.02 mg/l	<0.02 mg/l	1	
Lithium 7439-93-2	0.02 mg/l	0.02 mg/l	0.02 mg/l	0.02 mg/l	1	
Magnesium 7439-95-4	4.23 mg/l	4.85 mg/l	4.23 mg/l	4.85 mg/l	1	
Manganese 7439-96-5	0.396 mg/l	0.278 mg/l	0.396 mg/l	0.278 mg/l	1	
Molybdenum 7439-98-7	0.015 mg/l	0.011 mg/l	0.015 mg/l	0.011 mg/l	1	
Nickel 7440-02-0	0.009 mg/l	0.009 mg/l	0.009 mg/l	0.009 mg/l	1	
Potassium 7440-09-7	3.9 mg/l	3.0 mg/l	3.9 mg/l	3.0 mg/l	1	
Silver 7440-22-4	<0.006 mg/l	<0.006 mg/l	<0.006 mg/l	<0.006 mg/l	1	
Sodium 7440-23-5	1.90 mg/l	2.59 mg/l	1.90 mg/l	2.59 mg/l	1	
Titanium 7440-32-6	0.06 mg/l	0.04 mg/l	0.06 mg/l	0.04 mg/l	1	
Zinc 7440-66-6	0.10 mg/l	0.13 mg/l	0.10 mg/l	0.13 mg/l	1	

Continued from front.

Part C- List each pollutant shown in Tables 2F-2, 2F-3, and 2F4 that you know or have reason to believe is present. See the instructions for additional details and requirements. Complet one table for each outfall.

Pollutant and CAS Number (if availible)	Maximum Values (include units)		Average Values (include units)		Number of Storm Events Sampled	Sources of Pollutants
	Grab Sample Taken During First 30 Minutes	Flow-weighted Composite	Grab Sample Taken During First 30 Minutes	Flow-weighted Composite		
1,1,1,-trichloroethane 71-55-6	<0.010 mg/l		<0.010 mg/l		1	
1,1,2,2-tetrachloroethane 79-34-5	<0.010 mg/l		<0.010 mg/l		1	
1,1,2- trichloroethane 79-00-5	<0.010 mg/l		<0.010 mg/l		1	
1,1-dichloroethane 75-34-3	<0.010 mg/l		<0.010 mg/l		1	
1,1-dichloroethylene 75-35-4	<0.010 mg/l		<0.010 mg/l		1	
1,2-dichloroethane 107-06-2	<0.010 mg/l		<0.010 mg/l		1	
1,2-dichloropropane 78-87-5	<0.010 mg/l		<0.010 mg/l		1	
2-chloroethylvinylether 110-75-8	<0.010 mg/l		<0.010 mg/l		1	
benzene 71-43-2	<0.010 mg/l		<0.010 mg/l		1	
bromodichloromethane 75-27-4	<0.010 mg/l		<0.010 mg/l		1	
bromoform 75-25-2	<0.010 mg/l		<0.010 mg/l		1	
bromomethane 74-83-9	<0.010 mg/l		<0.010 mg/l		1	
carbon tetrachloride 56-23-5	<0.010 mg/l		<0.010 mg/l		1	
chlorobenzene 108-90-7	<0.010 mg/l		<0.010 mg/l		1	
chloroethane 75-00-3	<0.010 mg/l		<0.010 mg/l		1	
chloroform 67-66-3	<0.010 mg/l		<0.010 mg/l		1	
chloromethane 74-87-3	<0.010 mg/l		<0.010 mg/l		1	
dibromochloromethane 124-48-1	<0.010 mg/l		<0.010 mg/l		1	
ethylbenzene 100-41-4	<0.010 mg/l		<0.010 mg/l		1	
toluene 108-88-3	<0.010 mg/l		<0.010 mg/l		1	
vinyl chloride 75-01-4	<0.010 mg/l		<0.010 mg/l		1	
1,3-dichloropropene 10061-01-5	<0.010 mg/l		<0.010 mg/l		1	
trans-1,2-dichloroethene 156-60-5	<0.010 mg/l		<0.010 mg/l		1	
alpha activity 12587-46-1	20 pci/l	16 pci/l	20 pci/l	16 pci/l	1	
beta activity 12587-46-1	44 pci/l	32 pci/l	44 pci/l	32 pci/l	1	
fecal coliform	800 co/.1L	1,400 co/.1L	800 co/.1L	1,400 co/.1L	1	
Thallium 7440-28-0	<0.001 mg/l	<0.001 mg/l	<0.001 mg/l	<0.001 mg/l	1	
Uranium 7440-61-1	0.026 mg/l	0.034 mg/l	0.026 mg/l	0.034 mg/l	1	
Gamma activity	19 pci/l	14 pci/l	19 pci/l	14 pci/l	1	

Part D- Provide data for the storm event(s) which resulted in the maximum values for the flow weighted composite sample.

1. Date of Storm Event	2. Duration of Storm (in minutes)	3. Total rainfall during storm event (in inches)	4. Number of hours between beginning of storm measured and end of previous measurable rain event	5. Maximum flow rate during rain event (gallons/min or specify units)	6. Total flow from rain event (gallons or specify units)	7. Season sample was taken	8. Form of Precipitation (rainfall, snowmelt)
7/12/91-7/13/91	120	0.9	188.75	149,262	7,161,400	Summer	Rainfall

9. Provide a description of the method of flow measurement or estimate.

An ISCO 3230 Flow meter was used to obtain water level readings. This instrument was calibrated with the normal dry weather flow, if present, as level zero. The flow meter was programmed with the characteristics of the conveyance so that flow rates and total flows could be calculated by the meter.

North-South Pipe

Parts B and C Continued

Pollutant and CAS Number (if available)	Maximum Values (include units)		Average Values (include units)		Number of Storm Events Sampled	Sources of Pollutants
	Grab Sample Taken During First 30 Minutes	Flow-weighted Composite	Grab Sample Taken During First 30 Minutes	Flow-weighted Composite		
Barium 7440-39-3	0.0792 mg/l	0.0609 mg/l	0.0792 mg/l	0.0609 mg/l	1	
methylene chloride 75-09-2	<0.010 mg/l		<0.010 mg/l		1	
tetrachloroethane 127-18-4	<0.010 mg/l		<0.010 mg/l		1	
trichloroethane 79-01-6	<0.010 mg/l		<0.010 mg/l		1	
Xylenes	<0.010 mg/l		<0.010 mg/l		1	
1,2,4-trichlorobenzene 120-82-1	<0.010 mg/l	<0.010 mg/l	<0.010 mg/l	<0.010 mg/l	1	
1,2-dichlorobenzene 95-50-1	<0.010 mg/l	<0.010 mg/l	<0.010 mg/l	<0.010 mg/l	1	
1,3-dichlorobenzene 541-73-1	<0.010 mg/l	<0.010 mg/l	<0.010 mg/l	<0.010 mg/l	1	
1,4-dichlorobenzene 106-46-7	<0.010 mg/l	<0.010 mg/l	<0.010 mg/l	<0.010 mg/l	1	
2,4-dinitrotoluene 121-14-2	<0.010 mg/l	<0.010 mg/l	<0.010 mg/l	<0.010 mg/l	1	
2,6-dinitrotoluene 606-20-2	<0.010 mg/l	<0.010 mg/l	<0.010 mg/l	<0.010 mg/l	1	
2-chloronaphthalene 91-58-7	<0.010 mg/l	<0.010 mg/l	<0.010 mg/l	<0.010 mg/l	1	
3,3'-dichlorobenzidine 91-94-1	<0.010 mg/l	<0.010 mg/l	<0.010 mg/l	<0.010 mg/l	1	
4-bromophenylphenyl ether 101-55-3	<0.010 mg/l	<0.010 mg/l	<0.010 mg/l	<0.010 mg/l	1	
4-chlorophenylphenyl ether 7005-72-3	<0.010 mg/l	<0.010 mg/l	<0.010 mg/l	<0.010 mg/l	1	
acenaphthene 83-32-9	<0.010 mg/l	<0.010 mg/l	<0.010 mg/l	<0.010 mg/l	1	
acenaphthylene 208-96-8	<0.010 mg/l	<0.010 mg/l	<0.010 mg/l	<0.010 mg/l	1	
anthracene 120-12-7	<0.010 mg/l	<0.010 mg/l	<0.010 mg/l	<0.010 mg/l	1	
benzidine 92-87-5	<0.030 mg/l	<0.030 mg/l	<0.030 mg/l	<0.030 mg/l	1	
benzo(a)anthracene 56-55-3	<0.010 mg/l	<0.010 mg/l	<0.010 mg/l	<0.010 mg/l	1	
benzo(a)pyrene 50-32-8	<0.010 mg/l	<0.010 mg/l	<0.010 mg/l	<0.010 mg/l	1	
benzo(b)fluoranthene 205-99-2	<0.010 mg/l	<0.010 mg/l	<0.010 mg/l	<0.010 mg/l	1	
benzo(ghi)perylene 191-24-2	<0.010 mg/l	<0.010 mg/l	<0.010 mg/l	<0.010 mg/l	1	
benzo(k)fluoranthene 207-08-9	<0.010 mg/l	<0.010 mg/l	<0.010 mg/l	<0.010 mg/l	1	
benzyl butyl phthalate 85-68-7	<0.010 mg/l	<0.010 mg/l	<0.010 mg/l	<0.010 mg/l	1	
bis(2-chloroethoxy)methane 111-91-1	<0.010 mg/l	<0.010 mg/l	<0.010 mg/l	<0.010 mg/l	1	
bis(2-chloroethyl)ether 111-44-4	<0.010 mg/l	<0.010 mg/l	<0.010 mg/l	<0.010 mg/l	1	
bis(2-chloroisopropyl) ether 108-60-1	<0.010 mg/l	<0.010 mg/l	<0.010 mg/l	<0.010 mg/l	1	
bis(2-ethylhexyl)phthalate 117-81-7	<0.010 mg/l	<0.010 mg/l	<0.010 mg/l	<0.010 mg/l	1	
chrysene 218-01-9	<0.010 mg/l	<0.010 mg/l	<0.010 mg/l	<0.010 mg/l	1	
di-n-butyl phthalate 84-74-2	0.037 mg/l	<0.010 mg/l	0.037 mg/l	<0.010 mg/l	1	
di-n-octyl phthalate 117-84-0	<0.010 mg/l	<0.010 mg/l	<0.010 mg/l	<0.010 mg/l	1	
dibenzo(a,h)anthracene 53-70-3	<0.010 mg/l	<0.010 mg/l	<0.010 mg/l	<0.010 mg/l	1	
diethyl phthalate 84-66-2	<0.010 mg/l	<0.010 mg/l	<0.010 mg/l	<0.010 mg/l	1	
dimethyl phthalate 131-11-3	<0.010 mg/l	<0.010 mg/l	<0.010 mg/l	<0.010 mg/l	1	
fluoranthene 206-44-0	<0.010 mg/l	<0.010 mg/l	<0.010 mg/l	<0.010 mg/l	1	
fluorene 86-73-7	<0.010 mg/l	<0.010 mg/l	<0.010 mg/l	<0.010 mg/l	1	
hexachlorobenzene 118-74-1	<0.010 mg/l	<0.010 mg/l	<0.010 mg/l	<0.010 mg/l	1	
hexachlorobutadiene 87-68-3	<0.010 mg/l	<0.010 mg/l	<0.010 mg/l	<0.010 mg/l	1	
hexachlorocyclopentadiene 77-47-4	<0.010 mg/l	<0.010 mg/l	<0.010 mg/l	<0.010 mg/l	1	
hexachloroethane 67-72-1	<0.010 mg/l	<0.010 mg/l	<0.010 mg/l	<0.010 mg/l	1	
indeno(1,2,3-cd)pyrene 193-39-5	<0.010 mg/l	<0.010 mg/l	<0.010 mg/l	<0.010 mg/l	1	
isophorone 78-59-1	<0.010 mg/l	<0.010 mg/l	<0.010 mg/l	<0.010 mg/l	1	
N-nitrosodi-n-propylamine 621-64-7	<0.010 mg/l	<0.010 mg/l	<0.010 mg/l	<0.010 mg/l	1	
N-nitrosodimethylamine 62-75-9	<0.010 mg/l	<0.010 mg/l	<0.010 mg/l	<0.010 mg/l	1	
N-nitrosodiphenylamine 86-30-6	<0.010 mg/l	<0.010 mg/l	<0.010 mg/l	<0.010 mg/l	1	
naphthalene 91-20-3	<0.010 mg/l	<0.010 mg/l	<0.010 mg/l	<0.010 mg/l	1	
nitrobenzene 98-95-3	<0.010 mg/l	<0.010 mg/l	<0.010 mg/l	<0.010 mg/l	1	
phenanthrene 85-01-8	<0.010 mg/l	<0.010 mg/l	<0.010 mg/l	<0.010 mg/l	1	
pyrene 129-00-0	<0.010 mg/l	<0.010 mg/l	<0.010 mg/l	<0.010 mg/l	1	
2,4,6-trichlorophenol 88-06-2	<0.030 mg/l	<0.030 mg/l	<0.030 mg/l	<0.030 mg/l	1	
2,4-dichlorophenol 120-83-2	<0.030 mg/l	<0.030 mg/l	<0.030 mg/l	<0.030 mg/l	1	
2,4-dimethylphenol 105-67-9	<0.030 mg/l	<0.030 mg/l	<0.030 mg/l	<0.030 mg/l	1	

North-South Pipe

Parts B and C Continued

Pollutant and CAS Number (if availible)	Maximum Values (include units)		Average Values (include units)		Number of Storm Events Sampled	Sources of Pollutants
	Grab Sample Taken During First 30 Minutes	Flow-weighted Composite	Grab Sample Taken During First 30 Minutes	Flow-weighted Composite		
2-methyl-4,6-dinitrophenol 534-52-1	<0.030 mg/l	<0.030 mg/l	<0.030 mg/l	<0.030 mg/l	1	
2-nitrophenol 88-75-5	<0.030 mg/l	<0.030 mg/l	<0.030 mg/l	<0.030 mg/l	1	
4-chloro-3-methyl phenol 59-50-7	<0.030 mg/l	<0.030 mg/l	<0.030 mg/l	<0.030 mg/l	1	
4-nitrophenol 100-02-7	<0.030 mg/l	<0.030 mg/l	<0.030 mg/l	<0.030 mg/l	1	
pentachlorophenol 87-86-5	<0.030 mg/l	<0.030 mg/l	<0.030 mg/l	<0.030 mg/l	1	
phenol 108-95-2	<0.030 mg/l	<0.030 mg/l	<0.030 mg/l	<0.030 mg/l	1	
4,4'--DDD 72-54-8	<0.000004 mg/l	<0.000004mg/l	<0.000004 mg/l	<0.000004 mg/l	1	
4,4'--DDE 72-55-9	<0.000004 mg/l	<0.000004mg/l	<0.000004 mg/l	<0.000004 mg/l	1	
4,4'-DDT 50-29-3	<0.000004 mg/l	<0.000004mg/l	<0.000004 mg/l	<0.000004 mg/l	1	
aldrin 309-00-2	<0.000004 mg/l	<0.000004mg/l	<0.000004 mg/l	<0.000004 mg/l	1	
chlordane 57-74-9	<0.00002 mg/l	<0.00002 mg/l	<0.00002 mg/l	<0.00002 mg/l	1	
dieldrin 60-57-1	<0.000004 mg/l	<0.000004mg/l	<0.000004 mg/l	<0.000004 mg/l	1	
endosulfan I 959-98-8	<0.000004 mg/l	<0.000004mg/l	<0.000004 mg/l	<0.000004 mg/l	1	
endosulfan II 33213-65-9	<0.000004 mg/l	<0.000004mg/l	<0.000004 mg/l	<0.000004 mg/l	1	
endosulfan sulfate 1031-07-8	<0.000004 mg/l	<0.000004mg/l	<0.000004 mg/l	<0.000004 mg/l	1	
endrin 72-20-8	<0.00005 mg/l	<0.00005 mg/l	<0.00005 mg/l	<0.00005 mg/l	1	
endrin aldehyde 7421-93-4	<0.000004 mg/l	<0.000004mg/l	<0.000004 mg/l	<0.000004 mg/l	1	
heptachlor 76-44-8	<0.000004 mg/l	<0.000004mg/l	<0.000004 mg/l	<0.000004 mg/l	1	
heptachlor epoxide 1024-57-3	<0.000004 mg/l	<0.000004mg/l	<0.000004 mg/l	<0.000004 mg/l	1	
toxaphene 8001-35-2	<0.0002 mg/l	<0.0002 mg/l	<0.0002 mg/l	<0.0002 mg/l	1	
alpha-BHC 319-84-6	<0.000004 mg/l	<0.000004mg/l	<0.000004 mg/l	<0.000004 mg/l	1	
beta-BHC 319-85-7	<0.000004 mg/l	<0.000004mg/l	<0.000004 mg/l	<0.000004 mg/l	1	
delta-BHC 319-86-8	<0.000004 mg/l	<0.000004mg/l	<0.000004 mg/l	<0.000004 mg/l	1	
gamma-BHC 58-89-8	<0.00001 mg/l	<0.00001 mg/l	<0.00001 mg/l	<0.00001 mg/l	1	
2-chlorophenol 95-57-8	<0.030 mg/l	<0.030 mg/l	<0.030 mg/l	<0.030 mg/l	1	
Aroclor-1242 53469-21-9	<0.0005 mg/l	<0.0005 mg/l	<0.0005 mg/l	<0.0005 mg/l	1	
Aroclor-1254 11097-69-1	<0.0005 mg/l	<0.0005 mg/l	<0.0005 mg/l	<0.0005 mg/l	1	
Aroclor-1221 11104-28-2	<0.0005 mg/l	<0.0005 mg/l	<0.0005 mg/l	<0.0005 mg/l	1	
Aroclor-1232 11141-16-5	<0.0005 mg/l	<0.0005 mg/l	<0.0005 mg/l	<0.0005 mg/l	1	
Aroclor-1248 12672-29-6	<0.0005 mg/l	<0.0005 mg/l	<0.0005 mg/l	<0.0005 mg/l	1	
Aroclor-1260 11096-82-5	<0:0005 mg/l	<0.0005 mg/l	<0.0005 mg/l	<0.0005 mg/l	1	
Aroclor-1016 12674-11-2	<0.0005 mg/l	<0.0005 mg/l	<0.0005 mg/l	<0.0005 mg/l	1	
Cresols	<0.030 mg/l	<0.030 mg/l	<0.030 mg/l	<0.030 mg/l	1	
Acrolein	<0.010 mg/l	<0.010 mg/l	<0.010 mg/l	<0.010 mg/l	1	
Acrylonitrile	<0.010 mg/l	<0.010 mg/l	<0.010 mg/l	<0.010 mg/l	1	
1,2-diphenylhydrazine (azobenzene)	Results pending	Results pending	Results pending	Results pending	1	

EPA ID Number (copy from Item 1 of Form1)

Outfall S1

Form Approved OMB No. 2040-0086
Approval expires 5-31-92

VII. Discharge Information (continued from page 3 of Form 2F)

Part A - You must provide the results of at least one analysis for every pollutant in this table. Complete one table for each outfall. See instructions for additional details.

Pollutant and CAS Number (if availible)	Maximum Values (include units)		Average Values (include units)		Number of Storm Events Sampled	Sources of Pollutants
	Grab Sample Taken During First 30 Minutes	Flow-weighted Composite	Grab Sample Taken During First 30 Minutes	Flow-weighted Composite		
Oil and Grease	<2 mg/l		<2 mg/l		1	
Biological Oxygen Demand (BOD5)	8.60 mg/l	7.84 mg/l	8.60 mg/l	7.84 mg/l	1	
Chemical Oxygen Demand (COD)	68 mg/l	27 mg/l	68 mg/l	27 mg/l	1	
Total Suspended Solids (TSS)	14 mg/l	<5 mg/l	14 mg/l	<5 mg/l	1	
Total Kjeldahl Nitrogen	1 mg/l	0.5 mg/l	1 mg/l	0.5 mg/l	1	
Nitrate plus Nitrite Nitrogen	1.3 mg/l	0.88 mg/l	1.3 mg/l	0.88 mg/l	1	
Total Phosphorus	<0.1 mg/l	<0.1 mg/l	<0.1 mg/l	<0.1 mg/l	1	
pH	Minimum 8.2	Maximum 8.2	Minimum 8.2	Maximum 8.2		

Part B - List each pollutant that is limited in an effluent guideline which the facility is subject to or any pollutant listed in the facility's NPDES permit for its process wastewater (if the facility is operating under an existing NPDES permit). Complete one table for each outfall. See the instructions for additional details and requirements.

Pollutant and CAS Number (if availible)	Maximum Values (include units)		Average Values (include units)		Number of Storm Events Sampled	Sources of Pollutants
	Grab Sample Taken During First 30 Minutes	Flow-weighted Composite	Grab Sample Taken During First 30 Minutes	Flow-weighted Composite		
Antimony 7440-36-0	<0.04 mg/l	<0.04 mg/l	<0.04 mg/l	<0.04 mg/l	1	
Cyanide	<0.002 mg/l		<0.002 mg/l		1	
Mercury 7439-97-6	0.0002 mg/l	<0.0002 mg/l	0.0002 mg/l	<0.0002 mg/l	1	
Phenols	0.006 mg/l		0.006 mg/l		1	
Selenium 7782-49-2	<0.002 mg/l	<0.002 mg/l	<0.002 mg/l	<0.002 mg/l	1	
Sulfate	16 mg/l	12 mg/l	16 mg/l	12 mg/l	1	
Surfactants	0.46 mg/l	0.29 mg/l	0.46 mg/l	0.29 mg/l	1	
Aluminum 7429-90-5	0.66 mg/l	0.30 mg/l	0.66 mg/l	0.30 mg/l	1	
Arsenic 7440-38-2	<0.04 mg/l	<0.04 mg/l	<0.04 mg/l	<0.04 mg/l	1	
Boron 7440-42-8	0.035 mg/l	0.070 mg/l	0.035 mg/l	0.070 mg/l	1	
Beryllium 7440-41-7	<0.0004 mg/l	<0.0004 mg/l	<0.0004 mg/l	<0.0004 mg/l	1	
Cadmium 7440-43-9	<0.004 mg/l	<0.004 mg/l	<0.004 mg/l	<0.004 mg/l	1	
Calcium 7440-70-2	30.4 mg/l	17.7 mg/l	30.4 mg/l	17.7 mg/l	1	
Chromium 7440-47-3	<0.006 mg/l	<0.006 mg/l	<0.006 mg/l	<0.006 mg/l	1	
Cobalt 7440-48-4	<0.002 mg/l	<0.002 mg/l	<0.002 mg/l	<0.002 mg/l	1	
Copper 7440-50-8	<0.006 mg/l	<0.006 mg/l	<0.006 mg/l	<0.006 mg/l	1	
Iron 7439-89-6	0.67 mg/l	0.31 mg/l	0.67 mg/l	0.31 mg/l	1	
Lead 7439-92-1	<0.02 mg/l	<0.02 mg/l	<0.02 mg/l	<0.02 mg/l	1	
Lithium 7439-93-2	<0.02 mg/l	<0.02 mg/l	<0.02 mg/l	<0.02 mg/l	1	
Magnesium 7439-95-4	3.56 mg/l	1.92 mg/l	3.56 mg/l	1.92 mg/l	1	
Manganese 7439-96-5	0.041 mg/l	0.009 mg/l	0.041 mg/l	0.009 mg/l	1	
Molybdenum 7439-98-7	<0.006 mg/l	<0.006 mg/l	<0.006 mg/l	<0.006 mg/l	1	
Nickel 7440-02-0	<0.008 mg/l	<0.008 mg/l	<0.008 mg/l	<0.008 mg/l	1	
Potassium 7440-09-7	1.4 mg/l	1.4 mg/l	1.4 mg/l	1.4 mg/l	1	
Silver 7440-22-4	<0.006 mg/l	<0.006 mg/l	<0.006 mg/l	<0.006 mg/l	1	
Sodium 7440-23-5	1.40 mg/l	1.12 mg/l	1.40 mg/l	1.12 mg/l	1	
Titanium 7440-32-6	<0.01 mg/l	<0.01 mg/l	<0.01 mg/l	<0.01 mg/l	1	
Zinc 7440-66-6	0.02 mg/l	0.01 mg/l	0.02 mg/l	0.01 mg/l	1	

Continue on Reverse

Continued from front.

Part C- List each pollutant shown in Tables 2F-2, 2F-3, and 2F4 that you know or have reason to believe is present. See the instructions for additional details and requirements. Comp one table for each outfall.

Pollutant and CAS Number (if availible)	Maximum Values (include units)		Average Values (include units)		Number of Storm Events Sampled	Sources of Pollutants
	Grab Sample Taken During First 30 Minutes	Flow-weighted Composite	Grab Sample Taken During First 30 Minutes	Flow-weighted Composite		
1,1,1,-trichloroethane 71-55-6	<0.010 mg/l		<0.010 mg/l		1	
1,1,2,2-tetrachloroethane 79-34-5	<0.010 mg/l		<0.010 mg/l		1	
1,1,2- trichloroethane 79-00-5	<0.010 mg/l		<0.010 mg/l		1	
1,1-dichloroethane 75-34-3	<0.010 mg/l		<0.010 mg/l		1	
1,1-dichloroethylene 75-35-4	<0.010 mg/l		<0.010 mg/l		1	
1,2-dichloroethane 107-06-2	<0.010 mg/l		<0.010 mg/l		1	
1,2-dichloropropane 78-87-5	<0.010 mg/l		<0.010 mg/l		1	
2-chloroethylvinylether 110-75-8	<0.010 mg/l		<0.010 mg/l		1	
benzene 71-43-2	<0.010 mg/l		<0.010 mg/l		1	
bromodichloromethane 75-27-4	<0.010 mg/l		<0.010 mg/l		1	
bromoform 75-25-2	<0.010 mg/l		<0.010 mg/l		1	
bromomethane 74-83-9	<0.010 mg/l		<0.010 mg/l		1	
carbon tetrachloride 56-23-5	<0.010 mg/l		<0.010 mg/l		1	
chlorobenzene 108-90-7	<0.010 mg/l		<0.010 mg/l		1	
chloroethane 75-00-3	<0.010 mg/l		<0.010 mg/l		1	
chloroform 67-66-3	<0.010 mg/l		<0.010 mg/l		1	
chloromethane 74-87-3	<0.010 mg/l		<0.010 mg/l		1	
dibromochloromethane 124-48-1	<0.010 mg/l		<0.010 mg/l		1	
ethylbenzene 100-41-4	<0.010 mg/l		<0.010 mg/l		1	
toluene 108-88-3	<0.010 mg/l		<0.010 mg/l		1	
vinyl chloride 75-01-4	<0.010 mg/l		<0.010 mg/l		1	
1,3-dichloropropene 10061-01-5	<0.010 mg/l		<0.010 mg/l		1	
trans-1,2-dichloroethene 156-60-5	<0.010 mg/l		<0.010 mg/l		1	
alpha activity 12587-46-1	13 pci/l	3.4 pci/l	13 pci/l	3.4 pci/l	1	
beta activity 12587-46-1	17 pci/l	7.6 pci/l	17pci/l	7.6 pci/l	1	
fecal coliform	40,000 co/.1L	18,000 co/.1L	40,000 co/.1L	18,000 co/.1L	1	
Thallium 7440-28-0	<0.001 mg/l	<0.001 mg/l	<0.001 mg/l	<0.001 mg/l	1	
Uranium 7440-61-1	0.008 mg/l	0.004 mg/l	0.008 mg/l	0.004 mg/l	1	
Gamma activity	48 pci/l	26 pci/l	48 pci/l	26 pci/l	1	

Part D- Provide data for the storm event(s) which resulted in the maximum values for the flow weighted composite sample.

1. Date of Storm Event	2. Duration of Storm (in minutes)	3. Total rainfall during storm event (in inches)	4. Number of hours between beginning of storm measured and end of previous measurable rain event	5. Maximum flow rate during rain event (gallons/min or specify units)	6. Total flow from rain event (gallons or specify units)	7. Season sample was taken	8. Form of Precipitation (rainfall, snowmelt)
9/24/91	365	2.0	133.5	717	105,790	Fall	Rainfall

9. Provide a description of the method of flow measurement or estimate.

An ISCO 3230 Flow meter was used to obtain water level readings. This instrument was calibrated with the normal dry weather flow, if present, as leve zero. The flow meter was programmed with the characteristics of the conveyance so that flow rates and total flows could be calculated by the meter.

Outfall S1

Parts B and C Continued

Pollutant and CAS Number (if availible)	Maximum Values (include units)		Average Values (include units)		Number of Storm Events Sampled	Sources of Pollutants
	Grab Sample Taken During First 30 Minutes	Flow-weighted Composite	Grab Sample Taken During First 30 Minutes	Flow-weighted Composite		
Barium 7440-39-3	0.0244 mg/l	0.0136 mg/l	0.0244 mg/l	0.0136 mg/l	1	
methylene chloride 75-09-2	<0.010 mg/l		<0.010 mg/l		1	
tetrachloroethene 127-18-4	<0.010 mg/l		<0.010 mg/l		1	
trichloroethene 79-01-6	<0.010 mg/l		<0.010 mg/l		1	
Xylenes	<0.010 mg/l		<0.010 mg/l		1	
1,2,4-trichlorobenzene 120-82-1	<0.010 mg/l	<0.010 mg/l	<0.010 mg/l	<0.010 mg/l	1	
1,2-dichlorobenzene 95-50-1	<0.010 mg/l	<0.010 mg/l	<0.010 mg/l	<0.010 mg/l	1	
1,3-dichlorobenzene 541-73-1	<0.010 mg/l	<0.010 mg/l	<0.010 mg/l	<0.010 mg/l	1	
1,4-dichlorobenzene 106-46-7	<0.010 mg/l	<0.010 mg/l	<0.010 mg/l	<0.010 mg/l	1	
2,4-dinitrotoluene 121-14-2	<0.010 mg/l	<0.010 mg/l	<0.010 mg/l	<0.010 mg/l	1	
2,6-dinitrotoluene 606-20-2	<0.010 mg/l	<0.010 mg/l	<0.010 mg/l	<0.010 mg/l	1	
2-chloronaphthalene 91-58-7	<0.010 mg/l	<0.010 mg/l	<0.010 mg/l	<0.010 mg/l	1	
3,3'-dichlorobenzidine 91-94-1	<0.010 mg/l	<0.010 mg/l	<0.010 mg/l	<0.010 mg/l	1	
4-bromophenylphenyl ether 101-55-3	<0.010 mg/l	<0.010 mg/l	<0.010 mg/l	<0.010 mg/l	1	
4-chlorophenylphenyl ether 7005-72-3	<0.010 mg/l	<0.010 mg/l	<0.010 mg/l	<0.010 mg/l	1	
acenaphthene 83-32-9	<0.010 mg/l	<0.010 mg/l	<0.010 mg/l	<0.010 mg/l	1	
acenaphthylene 208-96-8	<0.010 mg/l	<0.010 mg/l	<0.010 mg/l	<0.010 mg/l	1	
anthracene 120-12-7	<0.010 mg/l	<0.010 mg/l	<0.010 mg/l	<0.010 mg/l	1	
benzidine 92-87-5	<0.030 mg/l	<0.030 mg/l	<0.030 mg/l	<0.030 mg/l	1	
benzo(a)anthracene 56-55-3	<0.010 mg/l	<0.010 mg/l	<0.010 mg/l	<0.010 mg/l	1	
benzo(a)pyrene 50-32-8	<0.010 mg/l	<0.010 mg/l	<0.010 mg/l	<0.010 mg/l	1	
benzo(b)fluoranthene 205-99-2	<0.010 mg/l	<0.010 mg/l	<0.010 mg/l	<0.010 mg/l	1	
benzo(ghi)perylene 191-24-2	<0.010 mg/l	<0.010 mg/l	<0.010 mg/l	<0.010 mg/l	1	
benzo(k)fluoranthene 207-08-9	<0.010 mg/l	<0.010 mg/l	<0.010 mg/l	<0.010 mg/l	1	
benzyl butyl phthalate 85-68-7	<0.010 mg/l	<0.010 mg/l	<0.010 mg/l	<0.010 mg/l	1	
bis(2-chloroethoxy)methane 111-91-1	<0.010 mg/l	<0.010 mg/l	<0.010 mg/l	<0.010 mg/l	1	
bis(2-chloroethyl)ether 111-44-4	<0.010 mg/l	<0.010 mg/l	<0.010 mg/l	<0.010 mg/l	1	
bis(2-chloroisopropyl) ether 108-60-1	<0.010 mg/l	<0.010 mg/l	<0.010 mg/l	<0.010 mg/l	1	
bis(2-ethylhexyl)phthalate 117-81-7	<0.010 mg/l	<0.010 mg/l	<0.010 mg/l	<0.010 mg/l	1	
chrysene 218-01-9	<0.010 mg/l	<0.010 mg/l	<0.010 mg/l	<0.010 mg/l	1	
di-n-butyl phthalate 84-74-2	<0.010 mg/l	<0.010 mg/l	<0.010 mg/l	<0.010 mg/l	1	
di-n-octyl phthalate 117-84-0	<0.010 mg/l	<0.010 mg/l	<0.010 mg/l	<0.010 mg/l	1	
dibenzo(a,h)anthracene 53-70-3	<0.010 mg/l	<0.010 mg/l	<0.010 mg/l	<0.010 mg/l	1	
diethyl phthalate 84-66-2	<0.010 mg/l	<0.010 mg/l	<0.010 mg/l	<0.010 mg/l	1	
dimethyl phthalate 131-11-3	<0.010 mg/l	<0.010 mg/l	<0.010 mg/l	<0.010 mg/l	1	
fluoranthene 206-44-0	<0.010 mg/l	<0.010 mg/l	<0.010 mg/l	<0.010 mg/l	1	
fluorene 86-73-7	<0.010 mg/l	<0.010 mg/l	<0.010 mg/l	<0.010 mg/l	1	
hexachlorobenzene 118-74-1	<0.010 mg/l	<0.010 mg/l	<0.010 mg/l	<0.010 mg/l	1	
hexachlorobutadiene 87-68-3	<0.010 mg/l	<0.010 mg/l	<0.010 mg/l	<0.010 mg/l	1	
hexachlorocyclopentadiene 77-47-4	<0.010 mg/l	<0.010 mg/l	<0.010 mg/l	<0.010 mg/l	1	
hexachloroethane 67-72-1	<0.010 mg/l	<0.010 mg/l	<0.010 mg/l	<0.010 mg/l	1	
indeno(1,2,3-cd)pyrene 193-39-5	<0.010 mg/l	<0.010 mg/l	<0.010 mg/l	<0.010 mg/l	1	
isophorone 78-59-1	<0.010 mg/l	<0.010 mg/l	<0.010 mg/l	<0.010 mg/l	1	
N-nitrosodi-n-propylamine 621-64-7	<0.010 mg/l	<0.010 mg/l	<0.010 mg/l	<0.010 mg/l	1	
N-nitrosodimethylamine 62-75-9	<0.010 mg/l	<0.010 mg/l	<0.010 mg/l	<0.010 mg/l	1	
N-nitrosodiphenylamine 86-30-6	<0.010 mg/l	<0.010 mg/l	<0.010 mg/l	<0.010 mg/l	1	
naphthalene 91-20-3	<0.010 mg/l	<0.010 mg/l	<0.010 mg/l	<0.010 mg/l	1	
nitrobenzene 98-95-3	<0.010 mg/l	<0.010 mg/l	<0.010 mg/l	<0.010 mg/l	1	
phenanthrene 85-01-8	<0.010 mg/l	<0.010 mg/l	<0.010 mg/l	<0.010 mg/l	1	
pyrene 129-00-0	<0.010 mg/l	<0.010 mg/l	<0.010 mg/l	<0.010 mg/l	1	
2,4,6-trichlorophenol 88-06-2	<0.030 mg/l	<0.030 mg/l	<0.030 mg/l	<0.030 mg/l	1	
2,4-dichlorophenol 120-83-2	<0.030 mg/l	<0.030 mg/l	<0.030 mg/l	<0.030 mg/l	1	
2,4-dimethylphenol 105-67-9	<0.030 mg/l	<0.030 mg/l	<0.030 mg/l	<0.030 mg/l	1	
2,4-dinitrophenol 51-28-5	<0.030 mg/l	<0.030 mg/l	<0.030 mg/l	<0.030 mg/l	1	

Outfall S1

Parts B and C Continued

Pollutant and CAS Number (if availible)	Maximum Values (include units)		Average Values (include units)		Number of Storm Events Sampled	Sources of Pollutants
	Grab Sample Taken During First 30 Minutes	Flow-weighted Composite	Grab Sample Taken During First 30 Minutes	Flow-weighted Composite		
2-methyl-4,6-dinitrophenol 534-52-1	<0.030 mg/l	<0.030 mg/l	<0.030 mg/l	<0.030 mg/l	1	
2-nitrophenol 88-75-5	<0.030 mg/l	<0.030 mg/l	<0.030 mg/l	<0.030 mg/l	1	
4-chloro-3-methyl phenol 59-50-7	<0.030 mg/l	<0.030 mg/l	<0.030 mg/l	<0.030 mg/l	1	
4-nitrophenol 100-02-7	<0.030 mg/l	<0.030 mg/l	<0.030 mg/l	<0.030 mg/l	1	
pentachlorophenol 87-86-5	<0.030 mg/l	<0.030 mg/l	<0.030 mg/l	<0.030 mg/l	1	
phenol 108-95-2	<0.030 mg/l	<0.030 mg/l	<0.030 mg/l	<0.030 mg/l	1	
4,4'--DDD 72-54-8	<0.00001 mg/l	<0.00001mg/l	<0.00001 mg/l	<0.00001 mg/l	1	
4,4'--DDE 72-55-9	<0.00001 mg/l	<0.00001mg/l	<0.00001 mg/l	<0.00001 mg/l	1	
4,4'-DDT 50-29-3	<0.00001 mg/l	<0.00001mg/l	<0.00001 mg/l	<0.00001 mg/l	1	
aldrin 309-00-2	<0.00001 mg/l	<0.00001 mg/l	<0.00001 mg/l	<0.00001 mg/l	1	
chlordane 57-74-9	<0.00002 mg/l	<0.00002 mg/l	<0.00002 mg/l	<0.00002 mg/l	1	
dieldrin 60-57-1	<0.00001 mg/l	<0.00001mg/l	<0.00001 mg/l	<0.00001 mg/l	1	
endosulfan I 959-98-8	<0.00001 mg/l	<0.00001mg/l	<0.00001 mg/l	<0.00001 mg/l	1	
endosulfan II 33213-65-9	<0.00001 mg/l	<0.00001mg/l	<0.00001 mg/l	<0.00001 mg/l	1	
endosulfan sulfate 1031-07-8	<0.00001 mg/l	<0.00001mg/l	<0.00001 mg/l	<0.00001 mg/l	1	
endrin 72-20-8	<0.00005 mg/l	<0.00005 mg/l	<0.00005 mg/l	<0.00005 mg/l	1	
endrin aldehyde 7421-93-4	<0.00001 mg/l	<0.00001mg/l	<0.00001 mg/l	<0.00001 mg/l	1	
heptachlor 76-44-8	<0.00001 mg/l	<0.00001mg/l	<0.00001 mg/l	<0.00001 mg/l	1	
heptachlor epoxide 1024-57-3	<0.00001 mg/l	<0.00001mg/l	<0.00001 mg/l	<0.00001 mg/l	1	
toxaphene 8001-35-2	<0.0002 mg/l	<0.0002 mg/l	<0.0002 mg/l	<0.0002 mg/l	1	
alpha-BHC 319-84-6	<0.00001 mg/l	<0.00001mg/l	<0.00001 mg/l	<0.00001 mg/l	1	
beta-BHC 319-85-7	<0.00001 mg/l	<0.00001mg/l	<0.00001 mg/l	<0.00001 mg/l	1	
delta-BHC 319-86-8	<0.00001 mg/l	<0.00001mg/l	<0.00001 mg/l	<0.00001 mg/l	1	
gamma-BHC 58-89-8	<0.00001 mg/l	<0.00001 mg/l	<0.00001 mg/l	<0.00001 mg/l	1	
2-chlorophenol 95-57-8	<0.030 mg/l	<0.030 mg/l	<0.030 mg/l	<0.030 mg/l	1	
Aroclor-1242 53469-21-9	<0.0005 mg/l	<0.0005 mg/l	<0.0005 mg/l	<0.0005 mg/l	1	
Aroclor-1254 11097-69-1	<0.0005 mg/l	<0.0005 mg/l	<0.0005 mg/l	<0.0005 mg/l	1	
Aroclor-1221 11104-28-2	<0.0005 mg/l	<0.0005 mg/l	<0.0005 mg/l	<0.0005 mg/l	1	
Aroclor-1232 11141-16-5	<0.0005 mg/l	<0.0005 mg/l	<0.0005 mg/l	<0.0005 mg/l	1	
Aroclor-1248 12672-29-6	<0.0005 mg/l	<0.0005 mg/l	<0.0005 mg/l	<0.0005 mg/l	1	
Aroclor-1260 11096-82-5	<0.0005 mg/l	<0.0005 mg/l	<0.0005 mg/l	<0.0005 mg/l	1	
Aroclor-1016 12674-11-2	<0.0005 mg/l	<0.0005 mg/l	<0.0005 mg/l	<0.0005 mg/l	1	
Cresols	<0.030 mg/l	<0.030 mg/l	<0.030 mg/l	<0.030 mg/l	1	
Acrolein	<0.010 mg/l	<0.010 mg/l	<0.010 mg/l	<0.010 mg/l	1	
Acrylonitrile	<0.010 mg/l	<0.010 mg/l	<0.010 mg/l	<0.010 mg/l	1	
1,2-diphenylhydrazine (azobenzene)	Results pending	Results pending	Results pending	Results pending	1	

EPA ID Number (copy from Item 1 of Form1)

Outfall S2

Form Approved OMB No. 2040-0086
Approval expires 5-31-92

VII. Discharge Information (continued from page 3 of Form 2F)

Part A - You must provide the results of at least one analysis for every pollutant in this table. Complete one table for each outfall. See instructions for additional details.

Pollutant and CAS Number (if available)	Maximum Values (include units)		Average Values (include units)		Number of Storm Events Sampled	Sources of Pollutants
	Grab Sample Taken During First 30 Minutes	Flow-weighted Composite	Grab Sample Taken During First 30 Minutes	Flow-weighted Composite		
Oil and Grease	<2 mg/l		<2 mg/l		1	
Biological Oxygen Demand (BOD5)	<5 mg/l	5.40 mg/l	<5 mg/l	5.40 mg/l	1	
Chemical Oxygen Demand (COD)	11 mg/l	20 mg/l	11 mg/l	20 mg/l	1	
Total Suspended Solids (TSS)	84 mg/l	300 mg/l	84 mg/l	300 mg/l	1	
Total Kjeldahl Nitrogen	0.6 mg/l	1 mg/l	0.6 mg/l	1 mg/l	1	
Nitrate plus Nitrite Nitrogen	55 mg/l	11 mg/l	55 mg/l	11 mg/l	1	
Total Phosphorus	0.20 mg/l	0.18 mg/l	0.20 mg/l	0.18 mg/l	1	
pH	Minimum 8.0	Maximum 8.0	Minimum 8.0	Maximum 8.0		

Part B - List each pollutant that is limited in an effluent guideline which the facility is subject to or any pollutant listed in the facility's NPDES permit for its process wastewater (if the facility is operating under an existing NPDES permit). Complete one table for each outfall. See the instructions for additional details and requirements.

Pollutant and CAS Number (if available)	Maximum Values (include units)		Average Values (include units)		Number of Storm Events Sampled	Sources of Pollutants
	Grab Sample Taken During First 30 Minutes	Flow-weighted Composite	Grab Sample Taken During First 30 Minutes	Flow-weighted Composite		
Antimony 7440-36-0	<0.04 mg/l	<0.04 mg/l	<0.04 mg/l	<0.04 mg/l	1	
Cyanide	<0.002 mg/l		<0.002 mg/l		1	
Mercury 7439-97-6	0.0003 mg/l	0.0005 mg/l	0.0003 mg/l	0.0005 mg/l	1	
Phenols	0.005 mg/l		0.005 mg/l		1	
Selenium 7782-49-2	<0.002 mg/l	<0.002 mg/l	<0.002 mg/l	<0.002 mg/l	1	
Sulfate	110 mg/l	62 mg/l	110 mg/l	62 mg/l	1	
Surfactants	<0.05 mg/l	<0.05 mg/l	<0.05 mg/l	<0.05 mg/l	1	
Aluminum 7429-90-5	9.90 mg/l	9.61 mg/l	9.90 mg/l	9.61 mg/l	1	
Arsenic 7440-38-2	<0.04 mg/l	<0.04 mg/l	<0.04 mg/l	<0.04 mg/l	1	
Boron 7440-42-8	0.077 mg/l	0.073 mg/l	0.077 mg/l	0.073 mg/l	1	
Beryllium 7440-41-7	<0.0004mg/l	<0.0004mg/l	<0.0004mg/l	<0.0004mg/l	1	
Cadmium 7440-43-9	<0.004 mg/l	<0.004 mg/l	<0.004 mg/l	<0.004 mg/l	1	
Calcium 7440-70-2	134 mg/l	69.3 mg/l	134 mg/l	69.3 mg/l	1	
Chromium 7440-47-3	0.011 mg/l	0.011 mg/l	0.011 mg/l	0.011 mg/l	1	
Cobalt 7440-48-4	0.004 mg/l	0.004 mg/l	0.004 mg/l	0.004 mg/l	1	
Copper 7440-50-8	0.023 mg/l	0.019 mg/l	0.023 mg/l	0.019 mg/l	1	
Iron 7439-89-6	15.1 mg/l	14.0 mg/l	15.1 mg/l	14.0 mg/l	1	
Lead 7439-92-1	0.02 mg/l	<0.02 mg/l	0.02 mg/l	<0.02 mg/l	1	
Lithium 7439-93-2	0.02 mg/l	<0.02 mg/l	0.02 mg/l	<0.02 mg/l	1	
Magnesium 7439-95-4	21.3 mg/l	10.7 mg/l	21.3 mg/l	10.7 mg/l	1	
Manganese 7439-96-5	0.229 mg/l	0.263 mg/l	0.229 mg/l	0.263 mg/l	1	
Molybdenum 7439-98-7	<0.006 mg/l	0.007 mg/l	<0.006 mg/l	0.007 mg/l	1	
Nickel 7440-02-0	0.010 mg/l	0.009 mg/l	0.010 mg/l	0.009 mg/l	1	
Potassium 7440-09-7	5.7 mg/l	6.0 mg/l	5.7 mg/l	6.0 mg/l	1	
Silver 7440-22-4	<0.006 mg/l	<0.006 mg/l	<0.006 mg/l	<0.006 mg/l	1	
Sodium 7440-23-5	32.4 mg/l	12.1 mg/l	32.4 mg/l	12.1 mg/l	1	
Titanium 7440-32-6	0.08 mg/l	0.07 mg/l	0.08 mg/l	0.07 mg/l	1	
Zinc 7440-66-6	0.09 mg/l	0.07 mg/l	0.09 mg/l	0.07 mg/l	1	

Continue on Reverse

Continued from front.

Part C- List each pollutant shown in Tables 2F-2, 2F-3, and 2F4 that you know or have reason to believe is present. See the instructions for additional details and requirements. Co one table for each outfall.

Pollutant and CAS Number (if availible)	Maximum Values (include units)		Average Values (include units)		Number of Storm Events Sampled	Sources of Pollutants
	Grab Sample Taken During First 30 Minutes	Flow-weighted Composite	Grab Sample Taken During First 30 Minutes	Flow-weighted Composite		
1,1,1,-trichloroethane 71-55-6	<0.010 mg/l		<0.010 mg/l		1	
1,1,2,2-tetrachloroethane 79-34-5	<0.010 mg/l		<0.010 mg/l		1	
1,1,2- trichloroethane 79-00-5	<0.010 mg/l		<0.010 mg/l		1	
1,1-dichloroethane 75-34-3	<0.010 mg/l		<0.010 mg/l		1	
1,1-dichloroethylene 75-35-4	<0.010 mg/l		<0.010 mg/l		1	
1,2-dichloroethane 107-06-2	<0.010 mg/l		<0.010 mg/l		1	
1,2-dichloropropane 78-87-5	<0.010 mg/l		<0.010 mg/l		1	
2-chloroethylvinylether 110-75-8	<0.010 mg/l		<0.010 mg/l		1	
benzene 71-43-2	<0.010 mg/l		<0.010 mg/l		1	
bromodichloromethane 75-27-4	<0.010 mg/l		<0.010 mg/l		1	
bromoform 75-25-2	<0.010 mg/l		<0.010 mg/l		1	
bromomethane 74-83-9	<0.010 mg/l		<0.010 mg/l		1	
carbon tetrachloride 56-23-5	<0.010 mg/l		<0.010 mg/l		1	
chlorobenzene 108-90-7	<0.010 mg/l		<0.010 mg/l		1	
chloroethane 75-00-3	<0.010 mg/l		<0.010 mg/l		1	
chloroform 67-66-3	<0.010 mg/l		<0.010 mg/l		1	
chloromethane 74-87-3	<0.010 mg/l		<0.010 mg/l		1	
dibromochloromethane 124-48-1	<0.010 mg/l		<0.010 mg/l		1	
ethylbenzene 100-41-4	<0.010 mg/l		<0.010 mg/l		1	
toluene 108-88-3	<0.010 mg/l		<0.010 mg/l		1	
vinyl chloride 75-01-4	<0.010 mg/l		<0.010 mg/l		1	
1,3-dichloropropene 10061-01-5	<0.010 mg/l		<0.010 mg/l		1	
trans-1,2-dichloroethene 156-60-5	<0.010 mg/l		<0.010 mg/l		1	
alpha activity 12587-46-1	230 pci/l	76 pci/l	230 pci/l	76 pci/l	1	
beta activity 12587-46-1	200 pci/l	77 pci/l	200 pci/l	77 pci/l	1	
fecal coliform	8,700 co/.1L	9,000 co/.1L	8,700 co/.1L	9,000 co/.1L	1	
Thallium 7440-28-0	<0.001 mg/l	<0.001 mg/l	<0.001 mg/l	<0.001 mg/l	1	
Uranium 7440-61-1	0.451 mg/l	0.182 mg/l	0.451 mg/l	0.182 mg/l	1	
Gamma activity	35 pci/l	22 pci/l	35 pci/l	22 pci/l	1	

Part D- Provide data for the sorm event(s) which resulted in the maximum values for the flow weighted composite sample.

1. Date of Storm Event	2. Duration of Storm (in minutes)	3. Total rainfall during storm event (in inches)	4. Number of hours between beginning of storm measured and end of previous measurable rain event	5. Maximum flow rate during rain event (gallons/min or specify units)	6. Total flow from rain event (gallons or specify units)	7. Season sample was taken	8. Form of Precipitation (rainfall, snowmelt)
9/24/91	365	2.0	133.5	1,011	301,018	Fall	Rainfall

9. Provide a description of the method of flow measurement or estimate.

An ISCO 3230 Flow meter was used to obtain water level readings. This instrument was calibrated with the normal dry weather flow, if present, as le zero. The flow meter was programmed with the characteristics of the conveyance so that flow rates and total flows could be calculated by the meter.

Outfall S2

Parts B and C Continued

Pollutant and CAS Number (if availible)	Maximum Values (include units)		Average Values (include units)		Number of Storm Events Sampled	Sources of Pollutants
	Grab Sample Taken During First 30 Minutes	Flow-weighted Composite	Grab Sample Taken During First 30 Minutes	Flow-weighted Composite		
Barium 7440-39-3	0.0702 mg/l	0.0522 mg/l	0.0702 mg/l	0.0522 mg/l	1	
methylene chloride 75-09-2	<0.010 mg/l		<0.010 mg/l		1	
tetrachloroethene 127-18-4	<0.010 mg/l		<0.010 mg/l		1	
trichloroethene 79-01-6	<0.010 mg/l		<0.010 mg/l		1	
Xylenes	<0.010 mg/l		<0.010 mg/l		1	
1,2,4-trichlorobenzene 120-82-1	<0.010 mg/l	<0.010 mg/l	<0.010 mg/l	<0.010 mg/l	1	
1,2-dichlorobenzene 95-50-1	<0.010 mg/l	<0.010 mg/l	<0.010 mg/l	<0.010 mg/l	1	
1,3-dichlorobenzene 541-73-1	<0.010 mg/l	<0.010 mg/l	<0.010 mg/l	<0.010 mg/l	1	
1,4-dichlorobenzene 106-46-7	<0.010 mg/l	<0.010 mg/l	<0.010 mg/l	<0.010 mg/l	1	
2,4-dinitrotoluene 121-14-2	<0.010 mg/l	<0.010 mg/l	<0.010 mg/l	<0.010 mg/l	1	
2,6-dinitrotoluene 606-20-2	<0.010 mg/l	<0.010 mg/l	<0.010 mg/l	<0.010 mg/l	1	
2-chloronaphthalene 91-58-7	<0.010 mg/l	<0.010 mg/l	<0.010 mg/l	<0.010 mg/l	1	
3,3'-dichlorobenzidine 91-94-1	<0.010 mg/l	<0.010 mg/l	<0.010 mg/l	<0.010 mg/l	1	
4-bromophenylphenyl ether 101-55-3	<0.010 mg/l	<0.010 mg/l	<0.010 mg/l	<0.010 mg/l	1	
4-chlorophenylphenyl ether 7005-72-3	<0.010 mg/l	<0.010 mg/l	<0.010 mg/l	<0.010 mg/l	1	
acenaphthene 83-32-9	<0.010 mg/l	<0.010 mg/l	<0.010 mg/l	<0.010 mg/l	1	
acenaphthylene 208-96-8	<0.010 mg/l	<0.010 mg/l	<0.010 mg/l	<0.010 mg/l	1	
anthracene 120-12-7	<0.010 mg/l	<0.010 mg/l	<0.010 mg/l	<0.010 mg/l	1	
benzidine 92-87-5	<0.030 mg/l	<0.030 mg/l	<0.030 mg/l	<0.030 mg/l	1	
benzo(a)anthracene 56-55-3	<0.010 mg/l	<0.010 mg/l	<0.010 mg/l	<0.010 mg/l	1	
benzo(a)pyrene 50-32-8	<0.010 mg/l	<0.010 mg/l	<0.010 mg/l	<0.010 mg/l	1	
benzo(b)fluoranthene 205-99-2	<0.010 mg/l	<0.010 mg/l	<0.010 mg/l	<0.010 mg/l	1	
benzo(ghi)perylene 191-24-2	<0.010 mg/l	<0.010 mg/l	<0.010 mg/l	<0.010 mg/l	1	
benzo(k)fluoranthene 207-08-9	<0.010 mg/l	<0.010 mg/l	<0.010 mg/l	<0.010 mg/l	1	
benzyl butyl phthalate 85-68-7	<0.010 mg/l	<0.010 mg/l	<0.010 mg/l	<0.010 mg/l	1	
bis(2-chloroethoxy)methane 111-91-1	<0.010 mg/l	<0.010 mg/l	<0.010 mg/l	<0.010 mg/l	1	
bis(2-chloroethyl)ether 111-44-4	<0.010 mg/l	<0.010 mg/l	<0.010 mg/l	<0.010 mg/l	1	
bis(2-chloroisopropyl) ether 108-60-1	<0.010 mg/l	<0.010 mg/l	<0.010 mg/l	<0.010 mg/l	1	
bis(2-ethylhexyl)phthalate 117-81-7	<0.010 mg/l	<0.010 mg/l	<0.010 mg/l	<0.010 mg/l	1	
chrysene 218-01-9	<0.010 mg/l	<0.010 mg/l	<0.010 mg/l	<0.010 mg/l	1	
di-n-butyl phthalate 84-74-2	<0.010 mg/l	<0.010 mg/l	<0.010 mg/l	<0.010 mg/l	1	
di-n-octyl phthalate 117-84-0	<0.010 mg/l	<0.010 mg/l	<0.010 mg/l	<0.010 mg/l	1	
dibenzo(a,h)anthracene 53-70-3	<0.010 mg/l	<0.010 mg/l	<0.010 mg/l	<0.010 mg/l	1	
diethyl phthalate 84-66-2	<0.010 mg/l	<0.010 mg/l	<0.010 mg/l	<0.010 mg/l	1	
dimethyl phthalate 131-11-3	<0.010 mg/l	<0.010 mg/l	<0.010 mg/l	<0.010 mg/l	1	
fluoranthene 206-44-0	<0.010 mg/l	<0.010 mg/l	<0.010 mg/l	<0.010 mg/l	1	
fluorene 86-73-7	<0.010 mg/l	<0.010 mg/l	<0.010 mg/l	<0.010 mg/l	1	
hexachlorobenzene 118-74-1	<0.010 mg/l	<0.010 mg/l	<0.010 mg/l	<0.010 mg/l	1	
hexachlorobutadiene 87-68-3	<0.010 mg/l	<0.010 mg/l	<0.010 mg/l	<0.010 mg/l	1	
hexachlorocyclopentadiene 77-47-4	<0.010 mg/l	<0.010 mg/l	<0.010 mg/l	<0.010 mg/l	1	
hexachloroethane 67-72-1	<0.010 mg/l	<0.010 mg/l	<0.010 mg/l	<0.010 mg/l	1	
indeno(1,2,3-cd)pyrene 193-39-5	<0.010 mg/l	<0.010 mg/l	<0.010 mg/l	<0.010 mg/l	1	
isophorone 78-59-1	<0.010 mg/l	<0.010 mg/l	<0.010 mg/l	<0.010 mg/l	1	
N-nitrosodi-n-propylamine 621-64-7	<0.010 mg/l	<0.010 mg/l	<0.010 mg/l	<0.010 mg/l	1	
N-nitrosodimethylamine 62-75-9	<0.010 mg/l	<0.010 mg/l	<0.010 mg/l	<0.010 mg/l	1	
N-nitrosodiphenylamine 86-30-6	<0.010 mg/l	<0.010 mg/l	<0.010 mg/l	<0.010 mg/l	1	
naphthalene 91-20-3	<0.010 mg/l	<0.010 mg/l	<0.010 mg/l	<0.010 mg/l	1	
nitrobenzene 98-95-3	<0.010 mg/l	<0.010 mg/l	<0.010 mg/l	<0.010 mg/l	1	
phenanthrene 85-01-8	<0.010 mg/l	<0.010 mg/l	<0.010 mg/l	<0.010 mg/l	1	
pyrene 129-00-0	<0.010 mg/l	<0.010 mg/l	<0.010 mg/l	<0.010 mg/l	1	
2,4,6-trichlorophenol 88-06-2	<0.030 mg/l	<0.030 mg/l	<0.030 mg/l	<0.030 mg/l	1	
2,4-dichlorophenol 120-83-2	<0.030 mg/l	<0.030 mg/l	<0.030 mg/l	<0.030 mg/l	1	
2,4-dimethylphenol 105-67-9	<0.030 mg/l	<0.030 mg/l	<0.030 mg/l	<0.030 mg/l	1	
2,4-dinitrophenol 51-28-5	<0.030 mg/l	<0.030 mg/l	<0.030 mg/l	<0.030 mg/l	1	

Outfall S2

Parts B and C Continued

Pollutant and CAS Number (if availible)	Maximum Values (include units)		Average Values (include units)		Number of Storm Events Sampled	Sources of Pollutants
	Grab Sample Taken During First 30 Minutes	Flow-weighted Composite	Grab Sample Taken During First 30 Minutes	Flow-weighted Composite		
2-methyl-4,6-dinitrophenol 534-52-1	<0.030 mg/l	<0.030 mg/l	<0.030 mg/l	<0.030 mg/l	1	
2-nitrophenol 88-75-5	<0.030 mg/l	<0.030 mg/l	<0.030 mg/l	<0.030 mg/l	1	
4-chloro-3-methyl phenol 59-50-7	<0.030 mg/l	<0.030 mg/l	<0.030 mg/l	<0.030 mg/l	1	
4-nitrophenol 100-02-7	<0.030 mg/l	<0.030 mg/l	<0.030 mg/l	<0.030 mg/l	1	
pentachlorophenol 87-86-5	<0.030 mg/l	<0.030 mg/l	<0.030 mg/l	<0.030 mg/l	1	
phenol 108-95-2	<0.030 mg/l	<0.030 mg/l	<0.030 mg/l	<0.030 mg/l	1	
4,4'--DDD 72-54-8	<0.00001 mg/l	<0.00001mg/l	<0.00001 mg/l	<0.00001 mg/l	1	
4,4'--DDE 72-55-9	<0.00001 mg/l	<0.00001mg/l	<0.00001 mg/l	<0.00001 mg/l	1	
4,4'-DDT 50-29-3	<0.00001 mg/l	<0.00001mg/l	<0.00001 mg/l	<0.00001 mg/l	1	
aldrin 309-00-2	<0.00001 mg/l	<0.00001 mg/l	<0.00001 mg/l	<0.00001 mg/l	1	
chlordane 57-74-9	<0.00002 mg/l	<0.00002 mg/l	<0.00002 mg/l	<0.00002 mg/l	1	
dieldrin 60-57-1	<0.00001 mg/l	<0.00001mg/l	<0.00001 mg/l	<0.00001 mg/l	1	
endosulfan I 959-98-8	<0.00001 mg/l	<0.00001mg/l	<0.00001 mg/l	<0.00001 mg/l	1	
endosulfan II 33213-65-9	<0.00001 mg/l	<0.00001mg/l	<0.00001 mg/l	<0.00001 mg/l	1	
endosulfan sulfate 1031-07-8	<0.00001 mg/l	<0.00001mg/l	<0.00001 mg/l	<0.00001 mg/l	1	
endrin 72-20-8	<0.00005 mg/l	<0.00005 mg/l	<0.00005 mg/l	<0.00005 mg/l	1	
endrin aldehyde 7421-93-4	<0.00001 mg/l	<0.00001mg/l	<0.00001 mg/l	<0.00001 mg/l	1	
heptachlor 76-44-8	<0.00001 mg/l	<0.00001mg/l	<0.00001 mg/l	<0.00001 mg/l	1	
heptachlor epoxide 1024-57-3	<0.00001 mg/l	<0.00001mg/l	<0.00001 mg/l	<0.00001 mg/l	1	
toxaphene 8001-35-2	<0.0002 mg/l	<0.0002 mg/l	<0.0002 mg/l	<0.0002 mg/l	1	
alpha-BHC 319-84-6	<0.00001 mg/l	<0.00001mg/l	<0.00001 mg/l	<0.00001 mg/l	1	
beta-BHC 319-85-7	<0.00001 mg/l	<0.00001mg/l	<0.00001 mg/l	<0.00001 mg/l	1	
delta-BHC 319-86-8	<0.00001 mg/l	<0.00001mg/l	<0.00001 mg/l	<0.00001 mg/l	1	
gamma-BHC 58-89-8	<0.00001 mg/l	<0.00001 mg/l	<0.00001 mg/l	<0.00001 mg/l	1	
2-chlorophenol 95-57-8	<0.030 mg/l	<0.030 mg/l	<0.030 mg/l	<0.030 mg/l	1	
Aroclor-1242 53469-21-9	<0.0005 mg/l	<0.0005 mg/l	<0.0005 mg/l	<0.0005 mg/l	1	
Aroclor-1254 11097-69-1	<0.0005 mg/l	<0.0005 mg/l	<0.0005 mg/l	<0.0005 mg/l	1	
Aroclor-1221 11104-28-2	<0.0005 mg/l	<0.0005 mg/l	<0.0005 mg/l	<0.0005 mg/l	1	
Aroclor-1232 11141-16-5	<0.0005 mg/l	<0.0005 mg/l	<0.0005 mg/l	<0.0005 mg/l	1	
Aroclor-1248 12672-29-6	<0.0005 mg/l	<0.0005 mg/l	<0.0005 mg/l	<0.0005 mg/l	1	
Aroclor-1260 11096-82-5	<0.0005 mg/l	<0.0005 mg/l	<0.0005 mg/l	<0.0005 mg/l	1	
Aroclor-1016 12674-11-2	<0.0005 mg/l	<0.0005 mg/l	<0.0005 mg/l	<0.0005 mg/l	1	
Cresols	<0.030 mg/l	<0.030 mg/l	<0.030 mg/l	<0.030 mg/l	1	
Acrolein	<0.010 mg/l	<0.010 mg/l	<0.010 mg/l	<0.010 mg/l	1	
Acrylonitrile	<0.010 mg/l	<0.010 mg/l	<0.010 mg/l	<0.010 mg/l	1	
1,2-diphenylhydrazine (azobenzene)	Results pending	Results pending	Results pending	Results pending	1	

EPA ID Number (copy from Item 1 of Form1)

Outfall S3

Form Approved OMB No. 2040-0086
Approval expires 5-31-92

VII. Discharge Information (continued from page 3 of Form 2F)

Part A - You must provide the results of at least one analysis for every pollutant in this table. Complete one table for each outfall. See instructions for additional details.

Pollutant and CAS Number (if availible)	Maximum Values (include units)		Average Values (include units)		Number of Storm Events Sampled	Sources of Pollutants
	Grab Sample Taken During First 30 Minutes	Flow-weighted Composite	Grab Sample Taken During First 30 Minutes	Flow-weighted Composite		
Oil and Grease	<2 mg/l		<2 mg/l		1	
Biological Oxygen Demand (BOD5)	<5 mg/l	5.23 mg/l	<5 mg/l	5.23 mg/l	1	
Chemical Oxygen Demand (COD)	26 mg/l	23 mg/l	26 mg/l	23 mg/l	1	
Total Suspended Solids (TSS)	650 mg/l	370 mg/l	650 mg/l	370 mg/l	1	
Total Kjeldahl Nitrogen	0.6 mg/l	0.5 mg/l	0.6 mg/l	0.5 mg/l	1	
Nitrate plus Nitrite Nitrogen	0.78 mg/l	10.64 mg/l	0.78 mg/l	10.64 mg/l	1	
Total Phosphorus	0.41 mg/l	0.6 mg/l	0.41 mg/l	0.6 mg/l	1	
pH	Minimum 8.2	Maximum 8.2	Minimum 8.2	Maximum 8.2		

Part B - List each pollutant that is limited in an effluent guideline which the facility is subject to or any pollutant listed in the facility's NPDES permit for its process wastewater (if the facility is operating under an existing NPDES permit). Complete one table for each outfall. See the instructions for additional details and requirements.

Pollutant and CAS Number (if availible)	Maximum Values (include units)		Average Values (include units)		Number of Storm Events Sampled	Sources of Pollutants
	Grab Sample Taken During First 30 Minutes	Flow-weighted Composite	Grab Sample Taken During First 30 Minutes	Flow-weighted Composite		
Antimony 7440-36-0	<0.04 mg/l	<0.04 mg/l	<0.04 mg/l	<0.04 mg/l	1	
Cyanide	<0.002 mg/l		<0.002 mg/l		1	
Mercury 7439-97-6	0.0002 mg/l	0.0004 mg/l	0.0002 mg/l	0.0004 mg/l	1	
Phenols	0.009 mg/l		0.009 mg/l		1	
Selenium 7782-49-2	<0.002 mg/l	<0.002 mg/l	<0.002 mg/l	<0.002 mg/l	1	
Sulfate	21 mg/l	<10 mg/l	21 mg/l	<10 mg/l	1	
Surfactants	<0.05 mg/l	<0.05 mg/l	<0.05 mg/l	<0.05 mg/l	1	
Aluminum 7429-90-5	17.4 mg/l	14.2 mg/l	17.4 mg/l	14.2 mg/l	1	
Arsenic 7440-38-2	0.07 mg/l	0.06 mg/l	0.07 mg/l	0.06 mg/l	1	
Boron 7440-42-8	0.016 mg/l	0.012 mg/l	0.016 mg/l	0.012 mg/l	1	
Beryllium 7440-41-7	0.0007 mg/l	0.0006 mg/l	0.0007mg/l	0.0006 mg/l	1	
Cadmium 7440-43-9	<0.004 mg/l	0.005 mg/l	<0.004 mg/l	0.005 mg/l	1	
Calcium 7440-70-2	8.9 mg/l	9.5 mg/l	8.9 mg/l	9.5 mg/l	1	
Chromium 7440-47-3	0.026 mg/l	0.022 mg/l	0.026 mg/l	0.022 mg/l	1	
Cobalt 7440-48-4	0.011 mg/l	0.009 mg/l	0.011 mg/l	0.009 mg/l	1	
Copper 7440-50-8	0.039 mg/l	0.031 mg/l	0.039 mg/l	0.031 mg/l	1	
Iron 7439-89-6	33.8 mg/l	28.5 mg/l	33.8 mg/l	28.5 mg/l	1	
Lead 7439-92-1	0.05 mg/l	0.04 mg/l	0.05 mg/l	0.04 mg/l	1	
Lithium 7439-93-2	<0.02 mg/l	<0.02 mg/l	<0.02 mg/l	<0.02 mg/l	1	
Magnesium 7439-95-4	1.66 mg/l	1.56 mg/l	1.66 mg/l	1.56 mg/l	1	
Manganese 7439-96-5	0.365 mg/l	0.295 mg/l	0.365 mg/l	0.295 mg/l	1	
Molybdenum 7439-98-7	<0.006 mg/l	<0.006 mg/l	<0.006 mg/l	<0.006 mg/l	1	
Nickel 7440-02-0	0.019 mg/l	0.017 mg/l	0.019 mg/l	0.017 mg/l	1	
Potassium 7440-09-7	5.2 mg/l	5.3 mg/l	5.2 mg/l	5.3 mg/l	1	
Silver 7440-22-4	<0.006 mg/l	<0.006 mg/l	<0.006 mg/l	<0.006 mg/l	1	
Sodium 7440-23-5	0.50 mg/l	0.52 mg/l	0.50 mg/l	0.52 mg/l	1	
Titanium 7440-32-6	0.14 mg/l	0.12 mg/l	0.14 mg/l	0.12 mg/l	1	
Zinc 7440-66-6	0.13 mg/l	0.11 mg/l	0.13 mg/l	0.11 mg/l	1	

Continue on Reverse

Continued from front.

Part C- List each pollutant shown in Tables 2F-2, 2F-3, and 2F4 that you know or have reason to believe is present. See the instructions for additional details and requirements. C one table for each outfall.

Pollutant and CAS Number (if availible)	Maximum Values (include units)		Average Values (include units)		Number of Storm Events Sampled	Sources of Pollutants
	Grab Sample Taken During First 30 Minutes	Flow-weighted Composite	Grab Sample Taken During First 30 Minutes	Flow-weighted Composite		
1,1,1,-trichloroethane 71-55-6	<0.010 mg/l		<0.010 mg/l		1	
1,1,2,2-tetrachloroethane 79-34-5	<0.010 mg/l		<0.010 mg/l		1	
1,1,2- trichloroethane 79-00-5	<0.010 mg/l		<0.010 mg/l		1	
1,1-dichloroethane 75-34-3	<0.010 mg/l		<0.010 mg/l		1	
1,1-dichloroethylene 75-35-4	<0.010 mg/l		<0.010 mg/l		1	
1,2-dichloroethane 107-06-2	<0.010 mg/l		<0.010 mg/l		1	
1,2-dichloropropane 78-87-5	<0.010 mg/l		<0.010 mg/l		1	
2-chloroethylvinylether 110-75-8	<0.010 mg/l		<0.010 mg/l		1	
benzene 71-43-2	<0.010 mg/l		<0.010 mg/l		1	
bromodichloromethane 75-27-4	<0.010 mg/l		<0.010 mg/l		1	
bromoform 75-25-2	<0.010 mg/l		<0.010 mg/l		1	
bromomethane 74-83-9	<0.010 mg/l		<0.010 mg/l		1	
carbon tetrachloride 56-23-5	<0.010 mg/l		<0.010 mg/l		1	
chlorobenzene 108-90-7	<0.010 mg/l		<0.010 mg/l		1	
chloroethane 75-00-3	<0.010 mg/l		<0.010 mg/l		1	
chloroform 67-66-3	<0.010 mg/l		<0.010 mg/l		1	
chloromethane 74-87-3	<0.010 mg/l		<0.010 mg/l		1	
dibromochloromethane 124-48-1	<0.010 mg/l		<0.010 mg/l		1	
ethylbenzene 100-41-4	<0.010 mg/l		<0.010 mg/l		1	
toluene 108-88-3	<0.010 mg/l		<0.010 mg/l		1	
vinyl chloride 75-01-4	<0.010 mg/l		<0.010 mg/l		1	
1,3-dichloropropene 10061-01-5	<0.010 mg/l		<0.010 mg/l		1	
trans-1,2-dichloroethene 156-60-5	<0.010 mg/l		<0.010 mg/l		1	
alpha activity 12587-46-1	12 pci/l	1.0 pci/l	12 pci/l	1.0 pci/l	1	
beta activity 12587-46-1	30 pci/l	4.6 pci/l	30 pci/l	4.6 pci/l	1	
fecal coliform	27,000 co/.1L	<1 co/.1L	27,000 co/.1L	<1 co/.1L	1	
Thallium 7440-28-0	<0.001 mg/l	<0.001 mg/l	<0.001 mg/l	<0.001 mg/l	1	
Uranium 7440-61-1	0.003 mg/l	0.003 mg/l	0.003 mg/l	0.003 mg/l	1	
Gamma activity	41 pci/l	5 pci/l	41 pci/l	5 pci/l	1	

Part D- Provide data for the sorm event(s) which resulted in the maximum values for the flow weighted composite sample.

1. Date of Storm Event	2. Duration of Storm (in minutes)	3. Total rainfall during storm event (in inches)	4. Number of hours between beginning of storm measured and end of previous measurable rain event	5. Maximum flow rate during rain event (gallons/min or specify units)	6. Total flow from rain event (gallons or specify units)	7. Season sample was taken	8. Form of Precipitation (rainfall, snowmelt)
9/24/91	365	1.3	133.5	20	1,547	Fall	Rainfall

9. Provide a description of the method of flow measurement or estimate.

An ISCO 3230 Flow meter was used to obtain water level readings. This instrument was calibrated with the normal dry weather flow, if present, as l zero. The flow meter was programmed with the characteristics of the conveyance so that flow rates and total flows could be calculated by the meter.

Outfall S3

Parts B and C Continued

Pollutant and CAS Number (if available)	Maximum Values (include units)		Average Values (include units)		Number of Storm Events Sampled	Sources of Pollutants
	Grab Sample Taken During First 30 Minutes	Flow-weighted Composite	Grab Sample Taken During First 30 Minutes	Flow-weighted Composite		
Barium 7440-39-3	0.0231 mg/l	0.0192 mg/l	0.0231 mg/l	0.0192 mg/l	1	
methylene chloride 75-09-2	<0.010 mg/l		<0.010 mg/l		1	
tetrachloroethene 127-18-4	<0.010 mg/l		<0.010 mg/l		1	
trichloroethene 79-01-6	<0.010 mg/l		<0.010 mg/l		1	
Xylenes	<0.010 mg/l		<0.010 mg/l		1	
1,2,4-trichlorobenzene 120-82-1	<0.010 mg/l	<0.010 mg/l	<0.010 mg/l	<0.010 mg/l	1	
1,2-dichlorobenzene 95-50-1	<0.010 mg/l	<0.010 mg/l	<0.010 mg/l	<0.010 mg/l	1	
1,3-dichlorobenzene 541-73-1	<0.010 mg/l	<0.010 mg/l	<0.010 mg/l	<0.010 mg/l	1	
1,4-dichlorobenzene 106-46-7	<0.010 mg/l	<0.010 mg/l	<0.010 mg/l	<0.010 mg/l	1	
2,4-dinitrotoluene 121-14-2	<0.010 mg/l	<0.010 mg/l	<0.010 mg/l	<0.010 mg/l	1	
2,6-dinitrotoluene 606-20-2	<0.010 mg/l	<0.010 mg/l	<0.010 mg/l	<0.010 mg/l	1	
2-chloronaphthalene 91-58-7	<0.010 mg/l	<0.010 mg/l	<0.010 mg/l	<0.010 mg/l	1	
3,3'-dichlorobenzidine 91-94-1	<0.010 mg/l	<0.010 mg/l	<0.010 mg/l	<0.010 mg/l	1	
4-bromophenylphenyl ether 101-55-3	<0.010 mg/l	<0.010 mg/l	<0.010 mg/l	<0.010 mg/l	1	
4-chlorophenylphenyl ether 7005-72-3	<0.010 mg/l	<0.010 mg/l	<0.010 mg/l	<0.010 mg/l	1	
acenaphthene 83-32-9	<0.010 mg/l	<0.010 mg/l	<0.010 mg/l	<0.010 mg/l	1	
acenaphthylene 208-96-8	<0.010 mg/l	<0.010 mg/l	<0.010 mg/l	<0.010 mg/l	1	
anthracene 120-12-7	<0.010 mg/l	<0.010 mg/l	<0.010 mg/l	<0.010 mg/l	1	
benzidine 92-87-5	<0.030 mg/l	<0.030 mg/l	<0.030 mg/l	<0.030 mg/l	1	
benzo(a)anthracene 56-55-3	<0.010 mg/l	<0.010 mg/l	<0.010 mg/l	<0.010 mg/l	1	
benzo(a)pyrene 50-32-8	<0.010 mg/l	<0.010 mg/l	<0.010 mg/l	<0.010 mg/l	1	
benzo(b)fluoranthene 205-99-2	<0.010 mg/l	<0.010 mg/l	<0.010 mg/l	<0.010 mg/l	1	
benzo(ghi)perylene 191-24-2	<0.010 mg/l	<0.010 mg/l	<0.010 mg/l	<0.010 mg/l	1	
benzo(k)fluoranthene 207-08-9	<0.010 mg/l	<0.010 mg/l	<0.010 mg/l	<0.010 mg/l	1	
benzyl butyl phthalate 85-68-7	<0.010 mg/l	<0.010 mg/l	<0.010 mg/l	<0.010 mg/l	1	
bis(2-chloroethoxy)methane 111-91-1	<0.010 mg/l	<0.010 mg/l	<0.010 mg/l	<0.010 mg/l	1	
bis(2-chloroethyl)ether 111-44-4	<0.010 mg/l	<0.010 mg/l	<0.010 mg/l	<0.010 mg/l	1	
bis(2-chloroisopropyl) ether 108-60-1	<0.010 mg/l	<0.010 mg/l	<0.010 mg/l	<0.010 mg/l	1	
bis(2-ethylhexyl)phthalate 117-81-7	<0.010 mg/l	<0.010 mg/l	<0.010 mg/l	<0.010 mg/l	1	
chrysene 218-01-9	<0.010 mg/l	<0.010 mg/l	<0.010 mg/l	<0.010 mg/l	1	
di-n-butyl phthalate 84-74-2	<0.010 mg/l	<0.010 mg/l	<0.010 mg/l	<0.010 mg/l	1	
di-n-octyl phthalate 117-84-0	<0.010 mg/l	<0.010 mg/l	<0.010 mg/l	<0.010 mg/l	1	
dibenzo(a,h)anthracene 53-70-3	<0.010 mg/l	<0.010 mg/l	<0.010 mg/l	<0.010 mg/l	1	
diethyl phthalate 84-66-2	<0.010 mg/l	<0.010 mg/l	<0.010 mg/l	<0.010 mg/l	1	
dimethyl phthalate 131-11-3	<0.010 mg/l	<0.010 mg/l	<0.010 mg/l	<0.010 mg/l	1	
fluoranthene 206-44-0	<0.010 mg/l	<0.010 mg/l	<0.010 mg/l	<0.010 mg/l	1	
fluorene 86-73-7	<0.010 mg/l	<0.010 mg/l	<0.010 mg/l	<0.010 mg/l	1	
hexachlorobenzene 118-74-1	<0.010 mg/l	<0.010 mg/l	<0.010 mg/l	<0.010 mg/l	1	
hexachlorobutadiene 87-68-3	<0.010 mg/l	<0.010 mg/l	<0.010 mg/l	<0.010 mg/l	1	
hexachlorocyclopentadiene 77-47-4	<0.010 mg/l	<0.010 mg/l	<0.010 mg/l	<0.010 mg/l	1	
hexachloroethane 67-72-1	<0.010 mg/l	<0.010 mg/l	<0.010 mg/l	<0.010 mg/l	1	
indeno(1,2,3-cd)pyrene 193-39-5	<0.010 mg/l	<0.010 mg/l	<0.010 mg/l	<0.010 mg/l	1	
isophorone 78-59-1	<0.010 mg/l	<0.010 mg/l	<0.010 mg/l	<0.010 mg/l	1	
N-nitrosodi-n-propylamine 621-64-7	<0.010 mg/l	<0.010 mg/l	<0.010 mg/l	<0.010 mg/l	1	
N-nitrosodimethylamine 62-75-9	<0.010 mg/l	<0.010 mg/l	<0.010 mg/l	<0.010 mg/l	1	
N-nitrosodiphenylamine 86-30-6	<0.010 mg/l	<0.010 mg/l	<0.010 mg/l	<0.010 mg/l	1	
naphthalene 91-20-3	<0.010 mg/l	<0.010 mg/l	<0.010 mg/l	<0.010 mg/l	1	
nitrobenzene 98-95-3	<0.010 mg/l	<0.010 mg/l	<0.010 mg/l	<0.010 mg/l	1	
phenanthrene 85-01-8	<0.010 mg/l	<0.010 mg/l	<0.010 mg/l	<0.010 mg/l	1	
pyrene 129-00-0	<0.010 mg/l	<0.010 mg/l	<0.010 mg/l	<0.010 mg/l	1	
2,4,6-trichlorophenol 88-06-2	<0.030 mg/l	<0.030 mg/l	<0.030 mg/l	<0.030 mg/l	1	
2,4-dichlorophenol 120-83-2	<0.030 mg/l	<0.030 mg/l	<0.030 mg/l	<0.030 mg/l	1	
2,4-dimethylphenol 105-67-9	<0.030 mg/l	<0.030 mg/l	<0.030 mg/l	<0.030 mg/l	1	
2,4-dinitrophenol 51-28-5	<0.030 mg/l	<0.030 mg/l	<0.030 mg/l	<0.030 mg/l	1	

Outfall S3

Parts B and C Continued

Pollutant and CAS Number (if availible)	Maximum Values (include units)		Average Values (include units)		Number of Storm Events Sampled	Sources of Pollutants
	Grab Sample Taken During First 30 Minutes	Flow-weighted Composite	Grab Sample Taken During First 30 Minutes	Flow-weighted Composite		
2-methyl-4,6-dinitrophenol 534-52-1	<0.030 mg/l	<0.030 mg/l	<0.030 mg/l	<0.030 mg/l	1	
2-nitrophenol 88-75-5	<0.030 mg/l	<0.030 mg/l	<0.030 mg/l	<0.030 mg/l	1	
4-chloro-3-methyl phenol 59-50-7	<0.030 mg/l	<0.030 mg/l	<0.030 mg/l	<0.030 mg/l	1	
4-nitrophenol 100-02-7	<0.030 mg/l	<0.030 mg/l	<0.030 mg/l	<0.030 mg/l	1	
pentachlorophenol 87-86-5	<0.030 mg/l	<0.030 mg/l	<0.030 mg/l	<0.030 mg/l	1	
phenol 108-95-2	<0.030 mg/l	<0.030 mg/l	<0.030 mg/l	<0.030 mg/l	1	
4,4'--DDD 72-54-8	<0.00001 mg/l	<0.00001mg/l	<0.00001 mg/l	<0.00001 mg/l	1	
4,4'--DDE 72-55-9	<0.00001 mg/l	<0.00001mg/l	<0.00001 mg/l	<0.00001 mg/l	1	
4,4'-DDT 50-29-3	<0.00001 mg/l	<0.00001mg/l	<0.00001 mg/l	<0.00001 mg/l	1	
aldrin 309-00-2	<0.00001 mg/l	<0.00001 mg/l	<0.00001 mg/l	<0.00001 mg/l	1	
chlordane 57-74-9	<0.00002 mg/l	<0.00002 mg/l	<0.00002 mg/l	<0.00002 mg/l	1	
dieldrin 60-57-1	<0.00001 mg/l	<0.00001mg/l	<0.00001 mg/l	<0.00001 mg/l	1	
endosulfan I 959-98-8	<0.00001 mg/l	<0.00001mg/l	<0.00001 mg/l	<0.00001 mg/l	1	
endosulfan II 33213-65-9	<0.00001 mg/l	<0.00001mg/l	<0.00001 mg/l	<0.00001 mg/l	1	
endosulfan sulfate 1031-07-8	<0.00001 mg/l	<0.00001mg/l	<0.00001 mg/l	<0.00001 mg/l	1	
endrin 72-20-8	<0.00005 mg/l	<0.00005 mg/l	<0.00005 mg/l	<0.00005 mg/l	1	
endrin aldehyde 7421-93-4	<0.00001 mg/l	<0.00001mg/l	<0.00001 mg/l	<0.00001 mg/l	1	
heptachlor 76-44-8	<0.00001 mg/l	<0.00001mg/l	<0.00001 mg/l	<0.00001 mg/l	1	
heptachlor epoxide 1024-57-3	<0.00001 mg/l	<0.00001mg/l	<0.00001 mg/l	<0.00001 mg/l	1	
toxaphene 8001-35-2	<0.0002 mg/l	<0.0002 mg/l	<0.0002 mg/l	<0.0002 mg/l	1	
alpha-BHC 319-84-6	<0.00001 mg/l	<0.00001mg/l	<0.00001 mg/l	<0.00001 mg/l	1	
beta-BHC 319-85-7	<0.00001 mg/l	<0.00001mg/l	<0.00001 mg/l	<0.00001 mg/l	1	
delta-BHC 319-86-8	<0.00001 mg/l	<0.00001mg/l	<0.00001 mg/l	<0.00001 mg/l	1	
gamma-BHC 58-89-8	<0.00001 mg/l	<0.00001 mg/l	<0.00001 mg/l	<0.00001 mg/l	1	
2-chlorophenol 95-57-8	<0.030 mg/l	<0.030 mg/l	<0.030 mg/l	<0.030 mg/l	1	
Aroclor-1242 53469-21-9	<0.0005 mg/l	<0.0005 mg/l	<0.0005 mg/l	<0.0005 mg/l	1	
Aroclor-1254 11097-69-1	<0.0005 mg/l	<0.0005 mg/l	<0.0005 mg/l	<0.0005 mg/l	1	
Aroclor-1221 11104-28-2	<0.0005 mg/l	<0.0005 mg/l	<0.0005 mg/l	<0.0005 mg/l	1	
Aroclor-1232 11141-16-5	<0.0005 mg/l	<0.0005 mg/l	<0.0005 mg/l	<0.0005 mg/l	1	
Aroclor-1248 12672-29-6	<0.0005 mg/l	<0.0005 mg/l	<0.0005 mg/l	<0.0005 mg/l	1	
Aroclor-1260 11096-82-5	<0.0005 mg/l	<0.0005 mg/l	<0.0005 mg/l	<0.0005 mg/l	1	
Aroclor-1016 12674-11-2	<0.0005 mg/l	<0.0005 mg/l	<0.0005 mg/l	<0.0005 mg/l	1	
Cresols	<0.030 mg/l	<0.030 mg/l	<0.030 mg/l	<0.030 mg/l	1	
Acrolein	<0.010 mg/l	<0.010 mg/l	<0.010 mg/l	<0.010 mg/l	1	
Acrylonitrile	<0.010 mg/l	<0.010 mg/l	<0.010 mg/l	<0.010 mg/l	1	
1,2-diphenylhydrazine (azobenzene)	Results pending	Results pending	Results pending	Results pending	1	

EPA ID Number (copy from Item 1 of Form1)

Outfall S4

Form Approved OMB No. 2040-0086
Approval expires 5-31-92

VII. Discharge Information (continued from page 3 of Form 2F)

Part A - You must provide the results of at least one analysis for every pollutant in this table. Complete one table for each outfall. See instructions for additional details.

Pollutant and CAS Number (if availible)	Maximum Values (include units)		Average Values (include units)		Number of Storm Events Sampled	Sources of Pollutants
	Grab Sample Taken During First 30 Minutes	Flow-weighted Composite	Grab Sample Taken During First 30 Minutes	Flow-weighted Composite		
Oil and Grease	<2 mg/l		<2 mg/l		1	
Biological Oxygen Demand (BOD5)	8.48 mg/l	5.56 mg/l	8.48 mg/l	5.56 mg/l	1	
Chemical Oxygen Demand (COD)	45 mg/l	34 mg/l	45 mg/l	34 mg/l	1	
Total Suspended Solids (TSS)	120 mg/l	72 mg/l	120 mg/l	72 mg/l	1	
Total Kjeldahl Nitrogen	0.6 mg/l	0.4 mg/l	0.6 mg/l	0.4 mg/l	1	
Nitrate plus Nitrite Nitrogen	0.51 mg/l	0.35 mg/l	0.51 mg/l	0.35 mg/l	1	
Total Phosphorus	1.4 mg/l	0.4 mg/l	1.4 mg/l	0.4 mg/l	1	
pH	Minimum 8.1	Maximum 8.1	Minimum 8.1	Maximum 8.1		

Part B - List each pollutant that is limited in an effluent guideline which the facility is subject to or any pollutant listed in the facility's NPDES permit for its process wastewater (if the facility is operating under an existing NPDES permit). Complete one table for each outfall. See the instructions for additional details and requirements.

Pollutant and CAS Number (if availible)	Maximum Values (include units)		Average Values (include units)		Number of Storm Events Sampled	Sources of Pollutants
	Grab Sample Taken During First 30 Minutes	Flow-weighted Composite	Grab Sample Taken During First 30 Minutes	Flow-weighted Composite		
Antimony 7440-36-0	<0.04 mg/l	<0.04 mg/l	<0.04 mg/l	<0.04 mg/l	1	
Cyanide	<0.002 mg/l		<0.002 mg/l		1	
Mercury 7439-97-6	<0.0002 mg/l	0.0003 mg/l	<0.0002 mg/l	0.0003 mg/l	1	
Phenols	0.002 mg/l		0.002 mg/l		1	
Selenium 7782-49-2	<0.002 mg/l	<0.002 mg/l	<0.002 mg/l	<0.002 mg/l	1	
Sulfate	<10 mg/l	63 mg/l	<10 mg/l	63 mg/l	1	
Surfactants	2.5 mg/l	<0.05 mg/l	2.5 mg/l	<0.05 mg/l	1	
Aluminum 7429-90-5	4.10 mg/l	4.80 mg/l	4.10 mg/l	4.80 mg/l	1	
Arsenic 7440-38-2	<0.04 mg/l	<0.04 mg/l	<0.04 mg/l	<0.04 mg/l	1	
Boron 7440-42-8	0.023 mg/l	0.021 mg/l	0.023 mg/l	0.021 mg/l	1	
Beryllium 7440-41-7	<0.0004 mg/l	<0.0004 mg/l	<0.0004 mg/l	<0.0004 mg/l	1	
Cadmium 7440-43-9	<0.004 mg/l	<0.004 mg/l	<0.004 mg/l	<0.004 mg/l	1	
Calcium 7440-70-2	18.9 mg/l	16.8 mg/l	18.9 mg/l	16.8 mg/l	1	
Chromium 7440-47-3	<0.006 mg/l	<0.006 mg/l	<0.006 mg/l	<0.006 mg/l	1	
Cobalt 7440-48-4	0.002 mg/l	0.002 mg/l	0.002 mg/l	0.002 mg/l	1	
Copper 7440-50-8	0.009 mg/l	0.011 mg/l	0.009 mg/l	0.011 mg/l	1	
Iron 7439-89-6	6.62 mg/l	7.35 mg/l	6.62 mg/l	7.35 mg/l	1	
Lead 7439-92-1	<0.02 mg/l	<0.02 mg/l	<0.02 mg/l	<0.02 mg/l	1	
Lithium 7439-93-2	<0.02 mg/l	<0.02 mg/l	<0.02 mg/l	<0.02 mg/l	1	
Magnesium 7439-95-4	1.90 mg/l	1.75 mg/l	1.90 mg/l	1.75 mg/l	1	
Manganese 7439-96-5	0.085 mg/l	0.083 mg/l	0.085 mg/l	0.083 mg/l	1	
Molybdenum 7439-98-7	<0.006 mg/l	<0.006 mg/l	<0.006 mg/l	<0.006 mg/l	1	
Nickel 7440-02-0	<0.008 mg/l	<0.008 mg/l	<0.008 mg/l	<0.008 mg/l	1	
Potassium 7440-09-7	8.4 mg/l	6.4 mg/l	8.4 mg/l	6.4 mg/l	1	
Silver 7440-22-4	<0.006 mg/l	<0.006 mg/l	<0.006 mg/l	<0.006 mg/l	1	
Sodium 7440-23-5	1.71 mg/l	0.91 mg/l	1.71 mg/l	0.91 mg/l	1	
Titanium 7440-32-6	0.05 mg/l	0.05 mg/l	0.05 mg/l	0.05 mg/l	1	
Zinc 7440-66-6	0.15 mg/l	0.11 mg/l	0.15 mg/l	0.11 mg/l	1	

Continue on Reverse

Continued from front.

Part C- List each pollutant shown in Tables 2F-2, 2F-3, and 2F4 that you know or have reason to believe is present. See the instructions for additional details and requirements. Co one table for each outfall.

Pollutant and CAS Number (if availible)	Maximum Values (include units)		Average Values (include units)		Number of Storm Events Sampled	Sources of Pollutants
	Grab Sample Taken During First 30 Minutes	Flow-weighted Composite	Grab Sample Taken During First 30 Minutes	Flow-weighted Composite		
1,1,1,-trichloroethane 71-55-6	<0.010 mg/l		<0.010 mg/l		1	
1,1,2,2-tetrachloroethane 79-34-5	<0.010 mg/l		<0.010 mg/l		1	
1,1,2- trichloroethane 79-00-5	<0.010 mg/l		<0.010 mg/l		1	
1,1-dichloroethane 75-34-3	<0.010 mg/l		<0.010 mg/l		1	
1,1-dichloroethylene 75-35-4	<0.010 mg/l		<0.010 mg/l		1	
1,2-dichloroethane 107-06-2	<0.010 mg/l		<0.010 mg/l		1	
1,2-dichloropropane 78-87-5	<0.010 mg/l		<0.010 mg/l		1	
2-chloroethylvinylether 110-75-8	<0.010 mg/l		<0.010 mg/l		1	
benzene 71-43-2	<0.010 mg/l		<0.010 mg/l		1	
bromodichloromethane 75-27-4	<0.010 mg/l		<0.010 mg/l		1	
bromoform 75-25-2	<0.010 mg/l		<0.010 mg/l		1	
bromomethane 74-83-9	<0.010 mg/l		<0.010 mg/l		1	
carbon tetrachloride 56-23-5	<0.010 mg/l		<0.010 mg/l		1	
chlorobenzene 108-90-7	<0.010 mg/l		<0.010 mg/l		1	
chloroethane 75-00-3	<0.010 mg/l		<0.010 mg/l		1	
chloroform 67-66-3	<0.010 mg/l		<0.010 mg/l		1	
chloromethane 74-87-3	<0.010 mg/l		<0.010 mg/l		1	
dibromochloromethane 124-48-1	<0.010 mg/l		<0.010 mg/l		1	
ethylbenzene 100-41-4	<0.010 mg/l		<0.010 mg/l		1	
toluene 108-88-3	<0.010 mg/l		<0.010 mg/l		1	
vinyl chloride 75-01-4	<0.010 mg/l		<0.010 mg/l		1	
1,3-dichloropropene 10061-01-5	<0.010 mg/l		<0.010 mg/l		1	
trans-1,2-dichloroethene 156-60-5	<0.010 mg/l		<0.010 mg/l		1	
alpha activity 12587-46-1	5.3 pci/l	11 pci/l	5.3 pci/l	11 pci/l	1	
beta activity 12587-46-1	23 pci/l	17 pci/l	23 pci/l	17 pci/l	1	
fecal coliform	<1 co/.1L	30,000 co/.1L	<1 co/.1L	30,000 co/.1L	1	
Thallium 7440-28-0	<0.001 mg/l	<0.001 mg/l	<0.001 mg/l	<0.001 mg/l	1	
Uranium 7440-61-1	0.002 mg/l	0.002 mg/l	0.002 mg/l	0.002 mg/l	1	
Gamma activity	26 pci/l	13 pci/l	26 pci/l	13 pci/l	1	

Part D- Provide data for the storm event(s) which resulted in the maximum values for the flow weighted composite sample.

1. Date of Storm Event	2. Duration of Storm (in minutes)	3. Total rainfall during storm event (in inches)	4. Number of hours between beginning of storm measured and end of previous measurable rain event	5. Maximum flow rate during rain event (gallons/min or specify units)	6. Total flow from rain event (gallons or specify units)	7. Season sample was taken	8. Form of Precipitation (rainfall, snowmelt)
9/24/91	365	1.2	133.5	15	5,777	Fall	Rainfall

9. Provide a description of the method of flow measurement or estimate.

An ISCO 3230 Flow meter was used to obtain water level readings. This instrument was calibrated with the normal dry weather flow, if present, as lev. zero. The flow meter was programmed with the characteristics of the conveyance so that flow rates and total flows could be calculated by the meter.

Outfall S4

Parts B and C Continued

Pollutant and CAS Number (if availible)	Maximum Values (include units)		Average Values (include units)		Number of Storm Events Sampled	Sources of Pollutants
	Grab Sample Taken During First 30 Minutes	Flow-weighted Composite	Grab Sample Taken During First 30 Minutes	Flow-weighted Composite		
Barium 7440-39-3	0.0163 mg/l	0.0164 mg/l	0.0163 mg/l	0.0164 mg/l	1	
methylene chloride 75-09-2	<0.010 mg/l		<0.010 mg/l		1	
tetrachloroethene 127-18-4	<0.010 mg/l		<0.010 mg/l		1	
trichloroethene 79-01-6	<0.010 mg/l		<0.010 mg/l		1	
Xylenes	<0.010 mg/l		<0.010 mg/l		1	
1,2,4-trichlorobenzene 120-82-1	<0.010 mg/l	<0.010 mg/l	<0.010 mg/l	<0.010 mg/l	1	
1,2-dichlorobenzene 95-50-1	<0.010 mg/l	<0.010 mg/l	<0.010 mg/l	<0.010 mg/l	1	
1,3-dichlorobenzene 541-73-1	<0.010 mg/l	<0.010 mg/l	<0.010 mg/l	<0.010 mg/l	1	
1,4-dichlorobenzene 106-46-7	<0.010 mg/l	<0.010 mg/l	<0.010 mg/l	<0.010 mg/l	1	
2,4-dinitrotoluene 121-14-2	<0.010 mg/l	<0.010 mg/l	<0.010 mg/l	<0.010 mg/l	1	
2,6-dinitrotoluene 606-20-2	<0.010 mg/l	<0.010 mg/l	<0.010 mg/l	<0.010 mg/l	1	
2-chloronaphthalene 91-58-7	<0.010 mg/l	<0.010 mg/l	<0.010 mg/l	<0.010 mg/l	1	
3,3'-dichlorobenzidine 91-94-1	<0.010 mg/l	<0.010 mg/l	<0.010 mg/l	<0.010 mg/l	1	
4-bromophenylphenyl ether 101-55-3	<0.010 mg/l	<0.010 mg/l	<0.010 mg/l	<0.010 mg/l	1	
4-chlorophenylphenyl ether 7005-72-3	<0.010 mg/l	<0.010 mg/l	<0.010 mg/l	<0.010 mg/l	1	
acenaphthene 83-32-9	<0.010 mg/l	<0.010 mg/l	<0.010 mg/l	<0.010 mg/l	1	
acenaphthylene 208-96-8	<0.010 mg/l	<0.010 mg/l	<0.010 mg/l	<0.010 mg/l	1	
anthracene 120-12-7	<0.010 mg/l	<0.010 mg/l	<0.010 mg/l	<0.010 mg/l	1	
benzidine 92-87-5	<0.030 mg/l	<0.030 mg/l	<0.030 mg/l	<0.030 mg/l	1	
benzo(a)anthracene 56-55-3	<0.010 mg/l	<0.010 mg/l	<0.010 mg/l	<0.010 mg/l	1	
benzo(a)pyrene 50-32-8	<0.010 mg/l	<0.010 mg/l	<0.010 mg/l	<0.010 mg/l	1	
benzo(b)fluoranthene 205-99-2	<0.010 mg/l	<0.010 mg/l	<0.010 mg/l	<0.010 mg/l	1	
benzo(ghi)perylene 191-24-2	<0.010 mg/l	<0.010 mg/l	<0.010 mg/l	<0.010 mg/l	1	
benzo(k)fluoranthene 207-08-9	<0.010 mg/l	<0.010 mg/l	<0.010 mg/l	<0.010 mg/l	1	
benzyl butyl phthalate 85-68-7	<0.010 mg/l	<0.010 mg/l	<0.010 mg/l	<0.010 mg/l	1	
bis(2-chloroethoxy)methane 111-91-1	<0.010 mg/l	<0.010 mg/l	<0.010 mg/l	<0.010 mg/l	1	
bis(2-chloroethyl)ether 111-44-4	<0.010 mg/l	<0.010 mg/l	<0.010 mg/l	<0.010 mg/l	1	
bis(2-chloroisopropyl) ether 108-60-1	<0.010 mg/l	<0.010 mg/l	<0.010 mg/l	<0.010 mg/l	1	
bis(2-ethylhexyl)phthalate 117-81-7	<0.010 mg/l	<0.010 mg/l	<0.010 mg/l	<0.010 mg/l	1	
chrysene 218-01-9	<0.010 mg/l	<0.010 mg/l	<0.010 mg/l	<0.010 mg/l	1	
di-n-butyl phthalate 84-74-2	<0.010 mg/l	<0.010 mg/l	<0.010 mg/l	<0.010 mg/l	1	
di-n-octyl phthalate 117-84-0	<0.010 mg/l	<0.010 mg/l	<0.010 mg/l	<0.010 mg/l	1	
dibenzo(a,h)anthracene 53-70-3	<0.010 mg/l	<0.010 mg/l	<0.010 mg/l	<0.010 mg/l	1	
diethyl phthalate 84-66-2	<0.010 mg/l	<0.010 mg/l	<0.010 mg/l	<0.010 mg/l	1	
dimethyl phthalate 131-11-3	<0.010 mg/l	<0.010 mg/l	<0.010 mg/l	<0.010 mg/l	1	
fluoranthene 206-44-0	<0.010 mg/l	<0.010 mg/l	<0.010 mg/l	<0.010 mg/l	1	
fluorene 86-73-7	<0.010 mg/l	<0.010 mg/l	<0.010 mg/l	<0.010 mg/l	1	
hexachlorobenzene 118-74-1	<0.010 mg/l	<0.010 mg/l	<0.010 mg/l	<0.010 mg/l	1	
hexachlorobutadiene 87-68-3	<0.010 mg/l	<0.010 mg/l	<0.010 mg/l	<0.010 mg/l	1	
hexachlorocyclopentadiene 77-47-4	<0.010 mg/l	<0.010 mg/l	<0.010 mg/l	<0.010 mg/l	1	
hexachloroethane 67-72-1	<0.010 mg/l	<0.010 mg/l	<0.010 mg/l	<0.010 mg/l	1	
indeno(1,2,3-cd)pyrene 193-39-5	<0.010 mg/l	<0.010 mg/l	<0.010 mg/l	<0.010 mg/l	1	
isophorone 78-59-1	<0.010 mg/l	<0.010 mg/l	<0.010 mg/l	<0.010 mg/l	1	
N-nitrosodi-n-propylamine 621-64-7	<0.010 mg/l	<0.010 mg/l	<0.010 mg/l	<0.010 mg/l	1	
N-nitrosodimethylamine 62-75-9	<0.010 mg/l	<0.010 mg/l	<0.010 mg/l	<0.010 mg/l	1	
N-nitrosodiphenylamine 86-30-6	<0.010 mg/l	<0.010 mg/l	<0.010 mg/l	<0.010 mg/l	1	
naphthalene 91-20-3	<0.010 mg/l	<0.010 mg/l	<0.010 mg/l	<0.010 mg/l	1	
nitrobenzene 98-95-3	<0.010 mg/l	<0.010 mg/l	<0.010 mg/l	<0.010 mg/l	1	
phenanthrene 85-01-8	<0.010 mg/l	<0.010 mg/l	<0.010 mg/l	<0.010 mg/l	1	
pyrene 129-00-0	<0.010 mg/l	<0.010 mg/l	<0.010 mg/l	<0.010 mg/l	1	
2,4,6-trichlorophenol 88-06-2	<0.030 mg/l	<0.030 mg/l	<0.030 mg/l	<0.030 mg/l	1	
2,4-dichlorophenol 120-83-2	<0.030 mg/l	<0.030 mg/l	<0.030 mg/l	<0.030 mg/l	1	
2,4-dimethylphenol 105-67-9	<0.030 mg/l	<0.030 mg/l	<0.030 mg/l	<0.030 mg/l	1	
2,4-dinitrophenol 51-28-5	<0.030 mg/l	<0.030 mg/l	<0.030 mg/l	<0.030 mg/l	1	

Outfall S4

Parts B and C Continued

Pollutant and CAS Number (if availible)	Maximum Values (include units)		Average Values (include units)		Number of Storm Events Sampled	Sources of Pollutants
	Grab Sample Taken During First 30 Minutes	Flow-weighted Composite	Grab Sample Taken During First 30 Minutes	Flow-weighted Composite		
2-methyl-4,6-dinitrophenol 534-52-1	<0.030 mg/l	<0.030 mg/l	<0.030 mg/l	<0.030 mg/l	1	
2-nitrophenol 88-75-5	<0.030 mg/l	<0.030 mg/l	<0.030 mg/l	<0.030 mg/l	1	
4-chloro-3-methyl phenol 59-50-7	<0.030 mg/l	<0.030 mg/l	<0.030 mg/l	<0.030 mg/l	1	
4-nitrophenol 100-02-7	<0.030 mg/l	<0.030 mg/l	<0.030 mg/l	<0.030 mg/l	1	
pentachlorophenol 87-86-5	<0.030 mg/l	<0.030 mg/l	<0.030 mg/l	<0.030 mg/l	1	
phenol 108-95-2	<0.030 mg/l	<0.030 mg/l	<0.030 mg/l	<0.030 mg/l	1	
4,4'--DDD 72-54-8	<0.00001 mg/l	<0.00001mg/l	<0.00001 mg/l	<0.00001 mg/l	1	
4,4'--DDE 72-55-9	<0.00001 mg/l	<0.00001mg/l	<0.00001 mg/l	<0.00001 mg/l	1	
4,4'-DDT 50-29-3	<0.00001 mg/l	<0.00001mg/l	<0.00001 mg/l	<0.00001 mg/l	1	
aldrin 309-00-2	<0.00001 mg/l	<0.00001 mg/l	<0.00001 mg/l	<0.00001 mg/l	1	
chlordane 57-74-9	<0.00002 mg/l	<0.00002 mg/l	<0.00002 mg/l	<0.00002 mg/l	1	
dieldrin 60-57-1	<0.00001 mg/l	<0.00001mg/l	<0.00001 mg/l	<0.00001 mg/l	1	
endosulfan I 959-98-8	<0.00001 mg/l	<0.00001mg/l	<0.00001 mg/l	<0.00001 mg/l	1	
endosulfan II 33213-65-9	<0.00001 mg/l	<0.00001mg/l	<0.00001 mg/l	<0.00001 mg/l	1	
endosulfan sulfate 1031-07-8	<0.00001 mg/l	<0.00001mg/l	<0.00001 mg/l	<0.00001 mg/l	1	
endrin 72-20-8	<0.00005 mg/l	<0.00005 mg/l	<0.00005 mg/l	<0.00005 mg/l	1	
endrin aldehyde 7421-93-4	<0.00001 mg/l	<0.00001mg/l	<0.00001 mg/l	<0.00001 mg/l	1	
heptachlor 76-44-8	<0.00001 mg/l	<0.00001mg/l	<0.00001 mg/l	<0.00001 mg/l	1	
heptachlor epoxide 1024-57-3	<0.00001 mg/l	<0.00001mg/l	<0.00001 mg/l	<0.00001 mg/l	1	
toxaphene 8001-35-2	<0.0002 mg/l	<0.0002 mg/l	<0.0002 mg/l	<0.0002 mg/l	1	
alpha-BHC 319-84-6	<0.00001 mg/l	<0.00001mg/l	<0.00001 mg/l	<0.00001 mg/l	1	
beta-BHC 319-85-7	<0.00001 mg/l	<0.00001mg/l	<0.00001 mg/l	<0.00001 mg/l	1	
delta-BHC 319-86-8	<0.00001 mg/l	<0.00001mg/l	<0.00001 mg/l	<0.00001 mg/l	1	
gamma-BHC 58-89-8	<0.00001 mg/l	<0.00001 mg/l	<0.00001 mg/l	<0.00001 mg/l	1	
2-chlorophenol 95-57-8	<0.030 mg/l	<0.030 mg/l	<0.030 mg/l	<0.030 mg/l	1	
Aroclor-1242 53469-21-9	<0.0005 mg/l	<0.0005 mg/l	<0.0005 mg/l	<0.0005 mg/l	1	
Aroclor-1254 11097-69-1	<0.0005 mg/l	<0.0005 mg/l	<0.0005 mg/l	<0.0005 mg/l	1	
Aroclor-1221 11104-28-2	<0.0005 mg/l	<0.0005 mg/l	<0.0005 mg/l	<0.0005 mg/l	1	
Aroclor-1232 11141-16-5	<0.0005 mg/l	<0.0005 mg/l	<0.0005 mg/l	<0.0005 mg/l	1	
Aroclor-1248 12672-29-6	<0.0005 mg/l	<0.0005 mg/l	<0.0005 mg/l	<0.0005 mg/l	1	
Aroclor-1260 11096-82-5	<0.0005 mg/l	<0.0005 mg/l	<0.0005 mg/l	<0.0005 mg/l	1	
Aroclor-1016 12674-11-2	<0.0005 mg/l	<0.0005 mg/l	<0.0005 mg/l	<0.0005 mg/l	1	
Cresols	<0.030 mg/l	<0.030 mg/l	<0.030 mg/l	<0.030 mg/l	1	
Acrolein	<0.010 mg/l	<0.010 mg/l	<0.010 mg/l	<0.010 mg/l	1	
Acrylonitrile	<0.010 mg/l	<0.010 mg/l	<0.010 mg/l	<0.010 mg/l	1	
1,2-diphenylhydrazine (azobenzene)	Results pending	Results pending	Results pending	Results pending	1	

EPA ID Number (copy from Item 1 of Form1)

Outfall S5

Form Approved OMB No. 2040-0086
Approval expires 5-31-92

VII. Discharge Information (continued from page 3 of Form 2F)

Part A - You must provide the results of at least one analysis for every pollutant in this table. Complete one table for each outfall. See instructions for additional details.

Pollutant and CAS Number (if availible)	Maximum Values (include units)		Average Values (include units)		Number of Storm Events Sampled	Sources of Pollutants
	Grab Sample Taken During First 30 Minutes	Flow-weighted Composite	Grab Sample Taken During First 30 Minutes	Flow-weighted Composite		
Oil and Grease	<2 mg/l		<2 mg/l		1	
Biological Oxygen Demand (BOD5)	<5 mg/l	<5 mg/l	<5 mg/l	<5 mg/l	1	
Chemical Oxygen Demand (COD)	23 mg/l	24 mg/l	23 mg/l	24 mg/l	1	
Total Suspended Solids (TSS)	44 mg/l	83 mg/l	44 mg/l	83 mg/l	1	
Total Kjeldahl Nitrogen	1 mg/l	1.1 mg/l	1 mg/l	1.1 mg/l	1	
Nitrate plus Nitrite Nitrogen	31.55 mg/l	130.24 mg/l	31.55 mg/l	130.24 mg/l	1	
Total Phosphorus	<0.1 mg/l	<0.1 mg/l	<0.1 mg/l	<0.1 mg/l	1	
pH	Minimum 7.8	Maximum 7.8	Minimum 7.8	Maximum 7.8		

Part B - List each pollutant that is limited in an effluent guideline which the facility is subject to or any pollutant listed in the facility's NPDES permit for its process wastewater (if the facility is operating under an existing NPDES permit). Complete one table for each outfall. See the instructions for additional details and requirements.

Pollutant and CAS Number (if availible)	Maximum Values (include units)		Average Values (include units)		Number of Storm Events Sampled	Sources of Pollutants
	Grab Sample Taken During First 30 Minutes	Flow-weighted Composite	Grab Sample Taken During First 30 Minutes	Flow-weighted Composite		
Antimony 7440-36-0	<0.04 mg/l	<0.04 mg/l	<0.04 mg/l	<0.04 mg/l	1	
Cyanide	<0.002 mg/l		<0.002 mg/l		1	
Mercury 7439-97-6	<0.0002 mg/l	0.0003 mg/l	<0.0002 mg/l	0.0003 mg/l	1	
Phenols	0.001 mg/l		0.001 mg/l		1	
Selenium 7782-49-2	<0.002 mg/l	<0.002 mg/l	<0.002 mg/l	<0.002 mg/l	1	
Sulfate	58 mg/l	87 mg/l	58 mg/l	87 mg/l	1	
Surfactants	0.11 mg/l	<0.05 mg/l	0.11 mg/l	<0.05 mg/l	1	
Aluminum 7429-90-5	1.97 mg/l	3.07 mg/l	1.97 mg/l	3.07 mg/l	1	
Arsenic 7440-38-2	<0.04 mg/l	<0.04 mg/l	<0.04 mg/l	<0.04 mg/l	1	
Boron 7440-42-8	0.188 mg/l	0.185 mg/l	0.188 mg/l	0.185 mg/l	1	
Beryllium 7440-41-7	0.0010 mg/l	0.0005 mg/l	0.0010 mg/l	0.0005 mg/l	1	
Cadmium 7440-43-9	0.106 mg/l	0.042 mg/l	0.106 mg/l	0.042 mg/l	1	
Calcium 7440-70-2	894 mg/l	311 mg/l	894 mg/l	311 mg/l	1	
Chromium 7440-47-3	0.007 mg/l	<0.006 mg/l	0.007 mg/l	<0.006 mg/l	1	
Cobalt 7440-48-4	0.030 mg/l	0.013 mg/l	0.030 mg/l	0.013 mg/l	1	
Copper 7440-50-8	<0.006 mg/l	0.006 mg/l	<0.006 mg/l	0.006 mg/l	1	
Iron 7439-89-6	0.35 mg/l	1.42 mg/l	0.35 mg/l	1.42 mg/l	1	
Lead 7439-92-1	<0.02 mg/l	<0.02 mg/l	<0.02 mg/l	<0.02 mg/l	1	
Lithium 7439-93-2	<0.02 mg/l	<0.02 mg/l	<0.02 mg/l	<0.02 mg/l	1	
Magnesium 7439-95-4	111 mg/l	37.3 mg/l	111 mg/l	37.3 mg/l	1	
Manganese 7439-96-5	16.9 mg/l	6.13 mg/l	16.9 mg/l	6.13 mg/l	1	
Molybdenum 7439-98-7	<0.006 mg/l	<0.006 mg/l	<0.006 mg/l	<0.006 mg/l	1	
Nickel 7440-02-0	0.332 mg/l	0.131 mg/l	0.332 mg/l	0.131 mg/l	1	
Potassium 7440-09-7	12.2 mg/l	5.3 mg/l	12.2 mg/l	5.3 mg/l	1	
Silver 7440-22-4	<0.006 mg/l	<0.006 mg/l	<0.006 mg/l	<0.006 mg/l	1	
Sodium 7440-23-5	98.4 mg/l	30.1 mg/l	98.4 mg/l	30.1 mg/l	1	
Titanium 7440-32-6	<0.01 mg/l	0.03 mg/l	<0.01 mg/l	0.03 mg/l	1	
Zinc 7440-66-6	0.01 mg/l	0.03 mg/l	0.01 mg/l	0.03 mg/l	1	

Continued from front.

Part C- List each pollutant shown in Tables 2F-2, 2F-3, and 2F4 that you know or have reason to believe is present. See instructions for additional details and requirements. Comple one table for each outfall.

Pollutant and CAS Number (if availible)	Maximum Values (include units)		Average Values (include units)		Number of Storm Events Sampled	Sources of Pollutants
	Grab Sample Taken During First 30 Minutes	Flow-weighted Composite	Grab Sample Taken During First 30 Minutes	Flow-weighted Composite		
1,1,1,-trichloroethane 71-55-6	<0.010 mg/l		<0.010 mg/l		1	
1,1,2,2-tetrachloroethane 79-34-5	<0.010 mg/l		<0.010 mg/l		1	
1,1,2- trichloroethane 79-00-5	<0.010 mg/l		<0.010 mg/l		1	
1,1-dichloroethane 75-34-3	<0.010 mg/l		<0.010 mg/l		1	
1,1-dichloroethylene 75-35-4	<0.010 mg/l		<0.010 mg/l		1	
1,2-dichloroethane 107-06-2	<0.010 mg/l		<0.010 mg/l		1	
1,2-dichloropropane 78-87-5	<0.010 mg/l		<0.010 mg/l		1	
2-chloroethylvinylether 110-75-8	<0.010 mg/l		<0.010 mg/l		1	
benzene 71-43-2	<0.010 mg/l		<0.010 mg/l		1	
bromodichloromethane 75-27-4	<0.010 mg/l		<0.010 mg/l		1	
bromoform 75-25-2	<0.010 mg/l		<0.010 mg/l		1	
bromomethane 74-83-9	<0.010 mg/l		<0.010 mg/l		1	
carbon tetrachloride 56-23-5	<0.010 mg/l		<0.010 mg/l		1	
chlorobenzene 108-90-7	<0.010 mg/l		<0.010 mg/l		1	
chloroethane 75-00-3	<0.010 mg/l		<0.010 mg/l		1	
chloroform 67-66-3	<0.010 mg/l		<0.010 mg/l		1	
chloromethane 74-87-3	<0.010 mg/l		<0.010 mg/l		1	
dibromochloromethane 124-48-1	<0.010 mg/l		<0.010 mg/l		1	
ethylbenzene 100-41-4	<0.010 mg/l		<0.010 mg/l		1	
toluene 108-88-3	<0.010 mg/l		<0.010 mg/l		1	
vinyl chloride 75-01-4	<0.010 mg/l		<0.010 mg/l		1	
1,3-dichloropropene 10061-01-5	<0.010 mg/l,		<0.010 mg/l		1	
trans-1,2-dichloroethene 156-60-5	<0.010 mg/l		<0.010 mg/l		1	
alpha activity 12587-46-1	250 pci/l	47 pci/l	250 pci/l	47 pci/l	1	
beta activity 12587-46-1	2600 pci/l	760 pci/l	2,600pci/l	760 pci/l	1	
fecal coliform	3,300 co/.1L	6,700 co/.1L	3,300 co/.1L	6,700 co/.1L	1	
Thallium 7440-28-0	<0.001 mg/l	<0.001 mg/l	<0.001 mg/l	<0.001 mg/l	1	
Uranium 7440-61-1	0.113 mg/l	0.031 mg/l	0.113 mg/l	0.031 mg/l	1	
Gamma activity	14 pci/l	0.78 pci/l	14 pci/l	0.78 pci/l	1	

Part D- Provide data for the sorm event(s) which resulted in the maximum values for the flow weighted composite sample.

1. Date of Storm Event	2. Duration of Storm (in minutes)	3. Total rainfall during storm event (in inches)	4. Number of hours between beginning of storm measured and end of previous measurable rain event	5. Maximum flow rate during rain event (gallons/min or specify units)	6. Total flow from rain event (gallons or specify units)	7. Season sample was taken	8. Form of Precipitation (rainfall, snowmelt)
9/24/91	365	1.6	133.5	1,142	566,066	Fall	Rainfall

9. Provide a description of the method of flow measurement or estimate.

An ISCO 3230 Flow meter was used to obtain water level readings. This instrument was calibrated with the normal dry weather flow, if present, as level zero. The flow meter was programmed with the characteristics of the conveyance so that flow rates and total flows could be calculated by the meter.

Outfall S5

Parts B and C Continued

Pollutant and CAS Number (if availible)	Maximum Values (include units)		Average Values (include units)		Number of Storm Events Sampled	Sources of Pollutants
	Grab Sample Taken During First 30 Minutes	Flow-weighted Composite	Grab Sample Taken During First 30 Minutes	Flow-weighted Composite		
Barium 7440-39-3	2.36 mg/l	0.795 mg/l	2.36 mg/l	0.795 mg/l	1	
methylene chloride 75-09-2	<0.010 mg/l		<0.010 mg/l		1	
tetrachloroethene 127-18-4	<0.010 mg/l		<0.010 mg/l		1	
trichloroethene 79-01-6	<0.010 mg/l		<0.010 mg/l		1	
Xylenes	<0.010 mg/l		<0.010 mg/l		1	
1,2,4-trichlorobenzene 120-82-1	<0.010 mg/l	<0.010 mg/l	<0.010 mg/l	<0.010 mg/l	1	
1,2-dichlorobenzene 95-50-1	<0.010 mg/l	<0.010 mg/l	<0.010 mg/l	<0.010 mg/l	1	
1,3-dichlorobenzene 541-73-1	<0.010 mg/l	<0.010 mg/l	<0.010 mg/l	<0.010 mg/l	1	
1,4-dichlorobenzene 106-46-7	<0.010 mg/l	<0.010 mg/l	<0.010 mg/l	<0.010 mg/l	1	
2,4-dinitrotoluene 121-14-2	<0.010 mg/l	<0.010 mg/l	<0.010 mg/l	<0.010 mg/l	1	
2,6-dinitrotoluene 606-20-2	<0.010 mg/l	<0.010 mg/l	<0.010 mg/l	<0.010 mg/l	1	
2-chloronaphthalene 91-58-7	<0.010 mg/l	<0.010 mg/l	<0.010 mg/l	<0.010 mg/l	1	
3,3'-dichlorobenzidine 91-94-1	<0.010 mg/l	<0.010 mg/l	<0.010 mg/l	<0.010 mg/l	1	
4-bromophenylphenyl ether 101-55-3	<0.010 mg/l	<0.010 mg/l	<0.010 mg/l	<0.010 mg/l	1	
4-chlorophenylphenyl ether 7005-72-3	<0.010 mg/l	<0.010 mg/l	<0.010 mg/l	<0.010 mg/l	1	
acenaphthene 83-32-9	<0.010 mg/l	<0.010 mg/l	<0.010 mg/l	<0.010 mg/l	1	
acenaphthylene 208-96-8	<0.010 mg/l	<0.010 mg/l	<0.010 mg/l	<0.010 mg/l	1	
anthracene 120-12-7	<0.010 mg/l	<0.010 mg/l	<0.010 mg/l	<0.010 mg/l	1	
benzidine 92-87-5	<0.030 mg/l	<0.030 mg/l	<0.030 mg/l	<0.030 mg/l	1	
benzo(a)anthracene 56-55-3	<0.010 mg/l	<0.010 mg/l	<0.010 mg/l	<0.010 mg/l	1	
benzo(a)pyrene 50-32-8	<0.010 mg/l	<0.010 mg/l	<0.010 mg/l	<0.010 mg/l	1	
benzo(b)fluoranthene 205-99-2	<0.010 mg/l	<0.010 mg/l	<0.010 mg/l	<0.010 mg/l	1	
benzo(ghi)perylene 191-24-2	<0.010 mg/l	<0.010 mg/l	<0.010 mg/l	<0.010 mg/l	1	
benzo(k)fluoranthene 207-08-9	<0.010 mg/l	<0.010 mg/l	<0.010 mg/l	<0.010 mg/l	1	
benzyl butyl phthalate 85-68-7	<0.010 mg/l	<0.010 mg/l	<0.010 mg/l	<0.010 mg/l	1	
bis(2-chloroethoxy)methane 111-91-1	<0.010 mg/l	<0.010 mg/l	<0.010 mg/l	<0.010 mg/l	1	
bis(2-chloroethyl)ether 111-44-4	<0.010 mg/l	<0.010 mg/l	<0.010 mg/l	<0.010 mg/l	1	
bis(2-chloroisopropyl) ether 108-60-1	<0.010 mg/l	<0.010 mg/l	<0.010 mg/l	<0.010 mg/l	1	
bis(2-ethylhexyl)phthalate 117-81-7	<0.010 mg/l	<0.010 mg/l	<0.010 mg/l	<0.010 mg/l	1	
chrysene 218-01-9	<0.010 mg/l	<0.010 mg/l	<0.010 mg/l	<0.010 mg/l	1	
di-n-butyl phthalate 84-74-2	<0.010 mg/l	<0.010 mg/l	<0.010 mg/l	<0.010 mg/l	1	
di-n-octyl phthalate 117-84-0	<0.010 mg/l	<0.010 mg/l	<0.010 mg/l	<0.010 mg/l	1	
dibenzo(a,h)anthracene 53-70-3	<0.010 mg/l	<0.010 mg/l	<0.010 mg/l	<0.010 mg/l	1	
diethyl phthalate 84-66-2	<0.010 mg/l	<0.010 mg/l	<0.010 mg/l	<0.010 mg/l	1	
dimethyl phthalate 131-11-3	<0.010 mg/l	<0.010 mg/l	<0.010 mg/l	<0.010 mg/l	1	
fluoranthene 206-44-0	<0.010 mg/l	<0.010 mg/l	<0.010 mg/l	<0.010 mg/l	1	
fluorene 86-73-7	<0.010 mg/l	<0.010 mg/l	<0.010 mg/l	<0.010 mg/l	1	
hexachlorobenzene 118-74-1	<0.010 mg/l	<0.010 mg/l	<0.010 mg/l	<0.010 mg/l	1	
hexachlorobutadiene 87-68-3	<0.010 mg/l	<0.010 mg/l	<0.010 mg/l	<0.010 mg/l	1	
hexachlorocyclopentadiene 77-47-4	<0.010 mg/l	<0.010 mg/l	<0.010 mg/l	<0.010 mg/l	1	
hexachloroethane 67-72-1	<0.010 mg/l	<0.010 mg/l	<0.010 mg/l	<0.010 mg/l	1	
indeno(1,2,3-cd)pyrene 193-39-5	<0.010 mg/l	<0.010 mg/l	<0.010 mg/l	<0.010 mg/l	1	
isophorone 78-59-1	<0.010 mg/l	<0.010 mg/l	<0.010 mg/l	<0.010 mg/l	1	
N-nitrosodi-n-propylamine 621-64-7	<0.010 mg/l	<0.010 mg/l	<0.010 mg/l	<0.010 mg/l	1	
N-nitrosodimethylamine 62-75-9	<0.010 mg/l	<0.010 mg/l	<0.010 mg/l	<0.010 mg/l	1	
N-nitrosodiphenylamine 86-30-6	<0.010 mg/l	<0.010 mg/l	<0.010 mg/l	<0.010 mg/l	1	
naphthalene 91-20-3	<0.010 mg/l	<0.010 mg/l	<0.010 mg/l	<0.010 mg/l	1	
nitrobenzene 98-95-3	<0.010 mg/l	<0.010 mg/l	<0.010 mg/l	<0.010 mg/l	1	
phenanthrene 85-01-8	<0.010 mg/l	<0.010 mg/l	<0.010 mg/l	<0.010 mg/l	1	
pyrene 129-00-0	<0.010 mg/l	<0.010 mg/l	<0.010 mg/l	<0.010 mg/l	1	
2,4,6-trichlorophenol 88-06-2	<0.030 mg/l	<0.030 mg/l	<0.030 mg/l	<0.030 mg/l	1	
2,4-dichlorophenol 120-83-2	<0.030 mg/l	<0.030 mg/l	<0.030 mg/l	<0.030 mg/l	1	
2,4-dimethylphenol 105-67-9	<0.030 mg/l	<0.030 mg/l	<0.030 mg/l	<0.030 mg/l	1	
2,4-dinitrophenol 51-28-5	<0.030 mg/l	<0.030 mg/l	<0.030 mg/l	<0.030 mg/l	1	

Outfall S5

Parts B and C Continued

Pollutant and CAS Number (if availible)	Maximum Values (include units)		Average Values (include units)		Number of Storm Events Sampled	Sources of Pollutants
	Grab Sample Taken During First 30 Minutes	Flow-weighted Composite	Grab Sample Taken During First 30 Minutes	Flow-weighted Composite		
2-methyl-4,6-dinitrophenol 534-52-1	<0.030 mg/l	<0.030 mg/l	<0.030 mg/l	<0.030 mg/l	1	
2-nitrophenol 88-75-5	<0.030 mg/l	<0.030 mg/l	<0.030 mg/l	<0.030 mg/l	1	
4-chloro-3-methyl phenol 59-50-7	<0.030 mg/l	<0.030 mg/l	<0.030 mg/l	<0.030 mg/l	1	
4-nitrophenol 100-02-7	<0.030 mg/l	<0.030 mg/l	<0.030 mg/l	<0.030 mg/l	1	
pentachlorophenol 87-86-5	<0.030 mg/l	<0.030 mg/l	<0.030 mg/l	<0.030 mg/l	1	
phenol 108-95-2	<0.030 mg/l	<0.030 mg/l	<0.030 mg/l	<0.030 mg/l	1	
4,4'--DDD 72-54-8	<0.00001 mg/l	<0.00001mg/l	<0.00001 mg/l	<0.00001 mg/l	1	
4,4'--DDE 72-55-9	<0.00001 mg/l	<0.00001mg/l	<0.00001 mg/l	<0.00001 mg/l	1	
4,4'-DDT 50-29-3	<0.00001 mg/l	<0.00001mg/l	<0.00001 mg/l	<0.00001 mg/l	1	
aldrin 309-00-2	<0.00001 mg/l	<0.00001 mg/l	<0.00001 mg/l	<0.00001 mg/l	1	
chlordane 57-74-9	<0.00002 mg/l	<0.00002 mg/l	<0.00002 mg/l	<0.00002 mg/l	1	
dieldrin 60-57-1	<0.00001 mg/l	<0.00001mg/l	<0.00001 mg/l	<0.00001 mg/l	1	
endosulfan I 959-98-8	<0.00001 mg/l	<0.00001mg/l	<0.00001 mg/l	<0.00001 mg/l	1	
endosulfan II 33213-65-9	<0.00001 mg/l	<0.00001mg/l	<0.00001 mg/l	<0.00001 mg/l	1	
endosulfan sulfate 1031-07-8	<0.00001 mg/l	<0.00001mg/l	<0.00001 mg/l	<0.00001 mg/l	1	
endrin 72-20-8	<0.00005 mg/l	<0.00005 mg/l	<0.00005 mg/l	<0.00005 mg/l	1	
endrin aldehyde 7421-93-4	<0.00001 mg/l	<0.00001mg/l	<0.00001 mg/l	<0.00001 mg/l	1	
heptachlor 76-44-8	<0.00001 mg/l	<0.00001mg/l	<0.00001 mg/l	<0.00001 mg/l	1	
heptachlor epoxide 1024-57-3	<0.00001 mg/l	<0.00001mg/l	<0.00001 mg/l	<0.00001 mg/l	1	
toxaphene 8001-35-2	<0.0002 mg/l	<0.0002 mg/l	<0.0002 mg/l	<0.0002 mg/l	1	
alpha-BHC 319-84-6	<0.00001 mg/l	<0.00001mg/l	<0.00001 mg/l	<0.00001 mg/l	1	
beta-BHC 319-85-7	<0.00001 mg/l	<0.00001mg/l	<0.00001 mg/l	<0.00001 mg/l	1	
delta-BHC 319-86-8	<0.00001 mg/l	<0.00001mg/l	<0.00001 mg/l	<0.00001 mg/l	1	
gamma-BHC 58-89-8	<0.00001 mg/l	<0.00001 mg/l	<0.00001 mg/l	<0.00001 mg/l	1	
2-chlorophenol 95-57-8	<0.030 mg/l	<0.030 mg/l	<0.030 mg/l	<0.030 mg/l	1	
Aroclor-1242 53469-21-9	<0.0125 mg/l	<0.0005 mg/l	<0.0125 mg/l	<0.0005 mg/l	1	
Aroclor-1254 11097-69-1	<0.0125 mg/l	<0.0005 mg/l	<0.0125 mg/l	<0.0005 mg/l	1	
Aroclor-1221 11104-28-2	<0.0125 mg/l	<0.0005 mg/l	<0.0125 mg/l	<0.0005 mg/l	1	
Aroclor-1232 11141-16-5	<0.0125 mg/l	<0.0005 mg/l	<0.0125 mg/l	<0.0005 mg/l	1	
Aroclor-1248 12672-29-6	<0.0125 mg/l	<0.0005 mg/l	<0.0125 mg/l	<0.0005 mg/l	1	
Aroclor-1260 11096-82-5	<0:0125 mg/l	<0.0005 mg/l	<0.0125 mg/l	<0.0005 mg/l	1	
Aroclor-1016 12674-11-2	<0.0125 mg/l	<0.0005 mg/l	<0.0125 mg/l	<0.0005 mg/l	1	
Cresols	<0.030 mg/l	<0.030 mg/l	<0.030 mg/l	<0.030 mg/l	1	
Acrolein	<0.010 mg/l	<0.010 mg/l	<0.010 mg/l	<0.010 mg/l	1	
Acrylonitrile	<0.010 mg/l	<0.010 mg/l	<0.010 mg/l	<0.010 mg/l	1	
1,2-diphenylhydrazine (azobenzene)	Results pending	Results pending	Results pending	Results pending	1	

EPA ID Number (copy from Item 1 of Form1)

Outfall S6

Form Approved OMB No. 2040-0086
Approval expires 5-31-92

VII. Discharge Information (continued from page 3 of Form 2F)

Part A - You must provide the results of at least one analysis for every pollutant in this table. Complete one table for each outfall. See instructions for additional details.

Pollutant and CAS Number (if available)	Maximum Values (include units)		Average Values (include units)		Number of Storm Events Sampled	Sources of Pollutants
	Grab Sample Taken During First 30 Minutes	Flow-weighted Composite	Grab Sample Taken During First 30 Minutes	Flow-weighted Composite		
Oil and Grease	<2 mg/l		<2 mg/l		1	
Biological Oxygen Demand (BOD5)	<5 mg/l	<5 mg/l	<5 mg/l	<5 mg/l	1	
Chemical Oxygen Demand (COD)	15 mg/l	23 mg/l	15 mg/l	23 mg/l	1	
Total Suspended Solids (TSS)	18 mg/l	12 mg/l	18 mg/l	12 mg/l	1	
Total Kjeldahl Nitrogen	0.7 mg/l	0.7 mg/l	0.7 mg/l	0.7 mg/l	1	
Nitrate plus Nitrite Nitrogen	4.77 mg/l	5.36 mg/l	4.77 mg/l	5.36 mg/l	1	
Total Phosphorus	0.27 mg/l	0.27 mg/l	0.27 mg/l	0.27 mg/l	1	
pH	Minimum 7.8	Maximum 7.8	Minimum 7.8	Maximum 7.8		

Part B - List each pollutant that is limited in an effluent guideline which the facility is subject to or any pollutant listed in the facility's NPDES permit for its process wastewater (if the facility is operating under an existing NPDES permit). Complete one table for each outfall. See the instructions for additional details and requirements.

Pollutant and CAS Number (if available)	Maximum Values (include units)		Average Values (include units)		Number of Storm Events Sampled	Sources of Pollutants
	Grab Sample Taken During First 30 Minutes	Flow-weighted Composite	Grab Sample Taken During First 30 Minutes	Flow-weighted Composite		
Antimony 7440-36-0	<0.04 mg/l	<0.04 mg/l	<0.04 mg/l	<0.04 mg/l	1	
Cyanide	<0.002 mg/l		<0.002 mg/l		1	
Mercury 7439-97-6	<0.0002 mg/l	<0.0002 mg/l	<0.0002 mg/l	<0.0002 mg/l	1	
Phenols	0.003 mg/l		0.003 mg/l		1	
Selenium 7782-49-2	<0.002 mg/l	<0.002 mg/l	<0.002 mg/l	<0.002 mg/l	1	
Sulfate	18 mg/l	41 mg/l	18 mg/l	41 mg/l	1	
Surfactants	<0.05 mg/l	<0.05 mg/l	<0.05 mg/l	<0.05 mg/l	1	
Aluminum 7429-90-5	2.22 mg/l	2.41 mg/l	2.22 mg/l	2.41 mg/l	1	
Arsenic 7440-38-2	<0.04 mg/l	<0.04 mg/l	<0.04 mg/l	<0.04 mg/l	1	
Boron 7440-42-8	0.016 mg/l	0.018 mg/l	0.016 mg/l	0.018 mg/l	1	
Beryllium 7440-41-7	<0.0004 mg/l	<0.0004 mg/l	<0.0004 mg/l	<0.0004 mg/l	1	
Cadmium 7440-43-9	<0.004 mg/l	<0.004 mg/l	<0.004 mg/l	<0.004 mg/l	1	
Calcium 7440-70-2	42.3 mg/l	45.7 mg/l	42.3 mg/l	45.7 mg/l	1	
Chromium 7440-47-3	<0.006 mg/l	<0.006 mg/l	<0.006 mg/l	<0.006 mg/l	1	
Cobalt 7440-48-4	<0.002 mg/l	<0.002 mg/l	<0.002 mg/l	<0.002 mg/l	1	
Copper 7440-50-8	<0.006 mg/l	<0.006 mg/l	<0.006 mg/l	<0.006 mg/l	1	
Iron 7439-89-6	3.32 mg/l	3.70 mg/l	3.32 mg/l	3.70 mg/l	1	
Lead 7439-92-1	<0.02 mg/l	<0.02 mg/l	<0.02 mg/l	<0.02 mg/l	1	
Lithium 7439-93-2	<0.02 mg/l	<0.02 mg/l	<0.02 mg/l	<0.02 mg/l	1	
Magnesium 7439-95-4	4.54 mg/l	4.94 mg/l	4.54 mg/l	4.94 mg/l	1	
Manganese 7439-96-5	0.046 mg/l	0.050 mg/l	0.046 mg/l	0.050 mg/l	1	
Molybdenum 7439-98-7	<0.006 mg/l	<0.006 mg/l	<0.006 mg/l	<0.006 mg/l	1	
Nickel 7440-02-0	<0.008 mg/l	<0.008 mg/l	<0.008 mg/l	<0.008 mg/l	1	
Potassium 7440-09-7	4.0 mg/l	3.9 mg/l	4.0 mg/l	3.9 mg/l	1	
Silver 7440-22-4	<0.006 mg/l	<0.006 mg/l	<0.006 mg/l	<0.006 mg/l	1	
Sodium 7440-23-5	3.24 mg/l	3.67 mg/l	3.24 mg/l	3.67 mg/l	1	
Titanium 7440-32-6	0.03 mg/l	0.03 mg/l	0.03 mg/l	0.03 mg/l	1	
Zinc 7440-66-6	0.02 mg/l	0.03 mg/l	0.02 mg/l	0.03 mg/l	1	

Continue on Reverse

Continued from front.

Part C- List each pollutant shown in Tables 2F-2, 2F-3, and 2F4 that you know or have reason to believe is present. See the instructions for additional details and requirements. Com one table for each outfall.

Pollutant and CAS Number (if availible)	Maximum Values (include units)		Average Values (include units)		Number of Storm Events Sampled	Sources of Pollutants
	Grab Sample Taken During First 30 Minutes	Flow-weighted Composite	Grab Sample Taken During First 30 Minutes	Flow-weighted Composite		
1,1,1,-trichloroethane 71-55-6	<0.010 mg/l		<0.010 mg/l		1	
1,1,2,2-tetrachloroethane 79-34-5	<0.010 mg/l		<0.010 mg/l		1	
1,1,2- trichloroethane 79-00-5	<0.010 mg/l		<0.010 mg/l		1	
1,1-dichloroethane 75-34-3	<0.010 mg/l		<0.010 mg/l		1	
1,1-dichloroethylene 75-35-4	<0.010 mg/l		<0.010 mg/l		1	
1,2-dichloroethane 107-06-2	<0.010 mg/l		<0.010 mg/l		1	
1,2-dichloropropane 78-87-5	<0.010 mg/l		<0.010 mg/l		1	
2-chloroethylvinylether 110-75-8	<0.010 mg/l		<0.010 mg/l		1	
benzene 71-43-2	<0.010 mg/l		<0.010 mg/l		1	
bromodichloromethane 75-27-4	<0.010 mg/l		<0.010 mg/l		1	
bromoform 75-25-2	<0.010 mg/l		<0.010 mg/l		1	
bromomethane 74-83-9	<0.010 mg/l		<0.010 mg/l		1	
carbon tetrachloride 56-23-5	<0.010 mg/l		<0.010 mg/l		1	
chlorobenzene 108-90-7	<0.010 mg/l		<0.010 mg/l		1	
chloroethane 75-00-3	<0.010 mg/l		<0.010 mg/l		1	
chloroform 67-66-3	<0.010 mg/l		<0.010 mg/l		1	
chloromethane 74-87-3	<0.010 mg/l		<0.010 mg/l		1	
dibromochloromethane 124-48-1	<0.010 mg/l		<0.010 mg/l		1	
ethylbenzene 100-41-4	<0.010 mg/l		<0.010 mg/l		1	
toluene 108-88-3	<0.010 mg/l		<0.010 mg/l		1	
vinyl chloride 75-01-4	<0.010 mg/l		<0.010 mg/l		1	
1,3-dichloropropene 10061-01-5	<0.010 mg/l		<0.010 mg/l		1	
trans-1,2-dichloroethene 156-60-5	<0.010 mg/l		<0.010 mg/l		1	
alpha activity 12587-46-1	8.7 pci/l	160 pci/l	8.7 pci/l	160 pci/l	1	
beta activity 12587-46-1	19 pci/l	83 pci/l	19 pci/l	83 pci/l	1	
focal coliform	1,800 co/.1L	1,400 co/.1L	1,800 co/.1L	1,400 co/.1L	1	
Thallium 7440-28-0	<0.03 mg/l	<0.03 mg/l	<0.03 mg/l	<0.03 mg/l	1	
Uranium 7440-61-1	0.009 mg/l	0.010 mg/l	0.009 mg/l	0.010 mg/l	1	
Gamma activity	-25 pci/l	-23 pci/l	-25 pci/l	-23 pci/l	1	

Part D- Provide data for the sorm event(s) which resulted in the maximum values for the flow weighted composite sample.

1. Date of Storm Event	2. Duration of Storm (in minutes)	3. Total rainfall during storm event (in inches)	4. Number of hours between beginning of storm measured and end of previous measurable rain event	5. Maximum flow rate during rain event (gallons/min or specify units)	6. Total flow from rain event (gallons or specify units)	7. Season sample was taken	8. Form of Precipitation (rainfall, snowmelt)
12/9/91	530	1.1	148.6	54.9	11,019	Fall	Rainfall

9. Provide a description of the method of flow measurement or estimate.

An ISCO 3230 Flow meter was used to obtain water level readings. This instrument was calibrated with the normal dry weather flow, if present, as level zero. The flow meter was programmed with the characteristics of the conveyance so that flow rates and total flows could be calculated by the meter.

Outfall S6

Parts B and C Continued

Pollutant and CAS Number (if availible)	Maximum Values (include units)		Average Values (include units)		Number of Storm Events Sampled	Sources of Pollutants
	Grab Sample Taken During First 30 Minutes	Flow-weighted Composite	Grab Sample Taken During First 30 Minutes	Flow-weighted Composite		
Barium 7440-39-3	0.0315 mg/l	0.0330 mg/l	0.0315 mg/l	0.0330 mg/l	1	
methylene chloride 75-09-2	<0.010 mg/l		<0.010 mg/l		1	
tetrachloroethene 127-18-4	<0.010 mg/l		<0.010 mg/l		1	
trichloroethene 79-01-6	<0.010 mg/l		<0.010 mg/l		1	
Xylenes	<0.010 mg/l		<0.010 mg/l		1	
1,2,4-trichlorobenzene 120-82-1	<0.010 mg/l	<0.010 mg/l	<0.010 mg/l	<0.010 mg/l	1	
1,2-dichlorobenzene 95-50-1	<0.010 mg/l	<0.010mg/l	<0.010 mg/l	<0.010 mg/l	1	
1,3-dichlorobenzene 541-73-1	<0.010 mg/l	<0.010 mg/l	<0.010 mg/l	<0.010 mg/l	1	
1,4-dichlorobenzene 106-46-7	<0.010 mg/l	<0.010mg/l	<0.010 mg/l	<0.010 mg/l	1	
2,4-dinitrotoluene 121-14-2	<0.010 mg/l	<0.010 mg/l	<0.010 mg/l	<0.010 mg/l	1	
2,6-dinitrotoluene 606-20-2	<0.010 mg/l	<0.010 mg/l	<0.010 mg/l	<0.010 mg/l	1	
2-chloronaphthalene 91-58-7	<0.010 mg/l	<0.010 mg/l	<0.010 mg/l	<0.010 mg/l	1	
3,3'-dichlorobenzidine 91-94-1	<0.010 mg/l	<0.010 mg/l	<0.010 mg/l	<0.010 mg/l	1	
4-bromophenylphenyl ether 101-55-3	<0.010 mg/l	<0.010mg/l	<0.010 mg/l	<0.010 mg/l	1	
4-chlorophenylphenyl ether 7005-72-3	<0.010 mg/l	<0.010 mg/l	<0.010 mg/l	<0.010 mg/l	1	
acenaphthene 83-32-9	<0.010 mg/l	<0.010 mg/l	<0.010 mg/l	<0.010 mg/l	1	
acenaphthylene 208-96-8	<0.010 mg/l	<0.010 mg/l	<0.010 mg/l	<0.010 mg/l	1	
anthracene 120-12-7	<0.010 mg/l	<0.010 mg/l	<0.010 mg/l	<0.010 mg/l	1	
benzidine 92-87-5	<0.050 mg/l	<0.050 mg/l	<0.050 mg/l	<0.050 mg/l	1	
benzo(a)anthracene 56-55-3	<0.010 mg/l	<0.010 mg/l	<0.010 mg/l	<0.010 mg/l	1	
benzo(a)pyrene 50-32-8	<0.010 mg/l	<0.010 mg/l	<0.010 mg/l	<0.010 mg/l	1	
benzo(b)fluoranthene 205-99-2	<0.010 mg/l	<0.010 mg/l	<0.010 mg/l	<0.010 mg/l	1	
benzo(ghi)perylene 191-24-2	<0.010 mg/l	<0.010 mg/l	<0.010 mg/l	<0.010 mg/l	1	
benzo(k)fluoranthene 207-08-9	<0.010 mg/l	<0.010 mg/l	<0.010 mg/l	<0.010 mg/l	1	
benzyl butyl phthalate 85-68-7	<0.010 mg/l	<0.010 mg/l	<0.010 mg/l	<0.010 mg/l	1	
bis(2-chloroethoxy)methane 111-91-1	<0.010 mg/l	<0.010 mg/l	<0.010 mg/l	<0.010 mg/l	1	
bis(2-chloroethyl)ether 111-44-4	<0.010 mg/l	<0.010 mg/l	<0.010 mg/l	<0.010 mg/l	1	
bis(2-chloroisopropyl) ether 108-60-1	<0.010 mg/l	<0.010 mg/l	<0.010 mg/l	<0.010 mg/l	1	
bis(2-ethylhexyl)phthalate 117-81-7	<0.010 mg/l	<0.010 mg/l	<0.010 mg/l	<0.010 mg/l	1	
chrysene 218-01-9	<0.010 mg/l	<0.010 mg/l	<0.010 mg/l	<0.010 mg/l	1	
di-n-butyl phthalate 84-74-2	<0.010 mg/l	12 mg/l	<0.010 mg/l	12 mg/l	1	
di-n-octyl phthalate 117-84-0	<0.010 mg/l	<0.010 mg/l	<0.010 mg/l	<0.010 mg/l	1	
dibenzo(a,h)anthracene 53-70-3	<0.010 mg/l	<0.010 mg/l	<0.010 mg/l	<0.010 mg/l	1	
diethyl phthalate 84-66-2	<0.010 mg/l	<0.010 mg/l	<0.010 mg/l	<0.010 mg/l	1	
dimethyl phthalate 131-11-3	<0.010 mg/l	<0.010 mg/l	<0.010 mg/l	<0.010 mg/l	1	
fluoranthene 206-44-0	<0.010 mg/l	<0.010 mg/l	<0.010 mg/l	<0.010 mg/l	1	
fluorene 86-73-7	<0.010 mg/l	<0.010 mg/l	<0.010 mg/l	<0.010 mg/l	1	
hexachlorobenzene 118-74-1	<0.010 mg/l	<0.010 mg/l	<0.010 mg/l	<0.010 mg/l	1	
hexachlorobutadiene 87-68-3	<0.010 mg/l	<0.010 mg/l	<0.010 mg/l	<0.010 mg/l	1	
hexachlorocyclopentadiene 77-47-4	<0.010 mg/l	<0.010 mg/l	<0.010 mg/l	<0.010 mg/l	1	
hexachloroethane 67-72-1	<0.010 mg/l	<0.010 mg/l	<0.010 mg/l	<0.010 mg/l	1	
indeno(1,2,3-cd)pyrene 193-39-5	<0.010 mg/l	<0.010 mg/l	<0.010 mg/l	<0.010 mg/l	1	
isophorone 78-59-1	<0.010 mg/l	<0.010 mg/l	<0.010 mg/l	<0.010 mg/l	1	
N-nitrosodi-n-propylamine 621-64-7	<0.010 mg/l	<0.010 mg/l	<0.010 mg/l	<0.010 mg/l	1	
N-nitrosodimethylamine 62-75-9	<0.010 mg/l	<0.010 mg/l	<0.010 mg/l	<0.010 mg/l	1	
N-nitrosodiphenylamine 86-30-6	<0.010 mg/l	<0.010 mg/l	<0.010 mg/l	<0.010 mg/l	1	
naphthalene 91-20-3	<0.010 mg/l	<0.010 mg/l	<0.010 mg/l	<0.010 mg/l	1	
nitrobenzene 98-95-3	<0.010 mg/l	<0.010 mg/l	<0.010 mg/l	<0.010 mg/l	1	
phenanthrene 85-01-8	<0.010 mg/l	<0.010 mg/l	<0.010 mg/l	<0.010 mg/l	1	
pyrene 129-00-0	<0.010 mg/l	<0.010 mg/l	<0.010 mg/l	<0.010 mg/l	1	
2,4,6-trichlorophenol 88-06-2	<0.030 mg/l	<0.030 mg/l	<0.030 mg/l	<0.030 mg/l	1	
2,4-dichlorophenol 120-83-2	<0.030 mg/l	<0.030 mg/l	<0.030 mg/l	<0.030 mg/l	1	
2,4-dimethylphenol 105-67-9	<0.030 mg/l	<0.030 mg/l	<0.030 mg/l	<0.030 mg/l	1	
2,4-dinitrophenol 51-28-5	<0.050 mg/l	<0.050 mg/l	<0.050 mg/l	<0.050 mg/l	1	

Outfall S6

Parts B and C Continued

Pollutant and CAS Number (if available)	Maximum Values (include units)		Average Values (include units)		Number of Storm Events Sampled	Sources of Pollutants
	Grab Sample Taken During First 30 Minutes	Flow-weighted Composite	Grab Sample Taken During First 30 Minutes	Flow-weighted Composite		
2-methyl-4,6-dinitrophenol 534-52-1	<0.050 mg/l	<0.050 mg/l	<0.050 mg/l	<0.050 mg/l	1	
2-nitrophenol 88-75-5	<0.030 mg/l	<0.030 mg/l	<0.030 mg/l	<0.030 mg/l	1	
4-chloro-3-methyl phenol 59-50-7	<0.030 mg/l	<0.030 mg/l	<0.030 mg/l	<0.030 mg/l	1	
4-nitrophenol 100-02-7	<0.050 mg/l	<0.050 mg/l	<0.050 mg/l	<0.050 mg/l	1	
pentachlorophenol 87-86-5	<0.050 mg/l	<0.050 mg/l	<0.050mg/l	<0.050 mg/l	1	
phenol 108-95-2	<0.030 mg/l	<0.030 mg/l	<0.030 mg/l	<0.030 mg/l	1	
4,4'--DDD 72-54-8	<0.00001mg/l	<0.00001mg/l	<0.00001 mg/l	<0.00001 mg/l	1	
4,4'--DDE 72-55-9	<0.00001 mg/l	<0.00001mg/l	<0.00001 mg/l	<0.00001 mg/l	1	
4,4'-DDT 50-29-3	<0.00001 mg/l	<0.00001mg/l	<0.00001 mg/l	<0.00001 mg/l	1	
aldrin 309-00-2	<0.00001 mg/l	<0.00001mg/l	<0.00001 mg/l	<0.00001 mg/l	1	
chlordane 57-74-9	<0.00002 mg/l	<0.00002 mg/l	<0.00002 mg/l	<0.00002mg/l	1	
dieldrin 60-57-1	<0.00001 mg/l	<0.00001mg/l	<0.00001 mg/l	<0.00001 mg/l	1	
endosulfan I 959-98-8	<0.00001 mg/l	<0.00001mg/l	<0.00001 mg/l	<0.00001 mg/l	1	
endosulfan II 33213-65-9	<0.00001 mg/l	<0.00001mg/l	<0.00001 mg/l	<0.00001 mg/l	1	
endosulfan sulfate 1031-07-8	<0.00001 mg/l	<0.00001mg/l	<0.00001 mg/l	<0.00001 mg/l	1	
endrin 72-20-8	<0.00005 mg/l	<0.00005 mg/l	<0.00005 mg/l	<0.00005 mg/l	1	
endrin aldehyde 7421-93-4	<0.00001 mg/l	<0.00001 mg/l	<0.00001 mg/l	<0.00001 mg/l	1	
heptachlor 76-44-8	<0.00001 mg/l	<0.00001mg/l	<0.00001 mg/l	<0.00001 mg/l	1	
heptachlor epoxide 1024-57-3	<0.00001 mg/l	<0.00001mg/l	<0.00001 mg/l	<0.00001 mg/l	1	
toxaphene 8001-35-2	<0.0002 mg/l	<0.0002 mg/l	<0.0002 mg/l	<0.0002 mg/l	1	
alpha-BHC 319-84-6	<0.00001 mg/l	<0.00001mg/l	<0.00001 mg/l	<0.00001 mg/l	1	
beta-BHC 319-85-7	<0.00001 mg/l	<0.00001mg/l	<0.00001 mg/l	<0.00001 mg/l	1	
delta-BHC 319-86-8	<0.00001 mg/l	<0.00001mg/l	<0.00001 mg/l	<0.00001 mg/l	1	
gamma-BHC 58-89-8	<0.00001 mg/l	<0.00001 mg/l	<0.00001 mg/l	<0.00001 mg/l	1	
2-chlorophenol 95-57-8	<0.030 mg/l	<0.030 mg/l	<0.030 mg/l	<0.030 mg/l	1	
Aroclor-1242 53469-21-9	<0.0005 mg/l	<0.0005 mg/l	<0.0005 mg/l	<0.0005 mg/l	1	
Aroclor-1254 11097-69-1	<0.0005 mg/l	<0.0005 mg/l	<0.0005 mg/l	<0.0005 mg/l	1	
Aroclor-1221 11104-28-2	<0.0005 mg/l	<0.0005 mg/l	<0.0005 mg/l	<0.0005 mg/l	1	
Aroclor-1232 11141-16-5	<0.0005 mg/l	<0.0005 mg/l	<0.0005 mg/l	<0.0005 mg/l	1	
Aroclor-1248 12672-29-6	<0.0005 mg/l	<0.0005 mg/l	<0.0005 mg/l	<0.0005 mg/l	1	
Aroclor-1260 11096-82-5	<0.0005 mg/l	<0.0005 mg/l	<0.0005 mg/l	<0.0005 mg/l	1	
Aroclor-1016 12674-11-2	<0.0005 mg/l	<0.0005 mg/l	<0.0005 mg/l	<0.0005 mg/l	1	
Cresols	<0.010 mg/l	<0.010 mg/l	<0.010 mg/l	<0.010 mg/l	1	
Acrolein	<0.010 mg/l	<0.010 mg/l	<0.010 mg/l	<0.010 mg/l	1	
Acrylonitrile	<0.010 mg/l	<0.010 mg/l	<0.010 mg/l	<0.010 mg/l	1	
1,2-diphenylhydrazine (azobenzene)	Results pending	Results pending	Results pending	Results pending	1	

EPA ID Number (copy from Item 1 of Form1)

Outfall S7

Form Approved OMB No. 2040-0086
Approval expires 5-31-92

VII. Discharge Information (continued from page 3 of Form 2F)

Part A - You must provide the results of at least one analysis for every pollutant in this table. Complete one table for each outfall. See instructions for additional details.

Pollutant and CAS Number (if availible)	Maximum Values (include units)		Average Values (include units)		Number of Storm Events Sampled	Sources of Pollutants
	Grab Sample Taken During First 30 Minutes	Flow-weighted Composite	Grab Sample Taken During First 30 Minutes	Flow-weighted Composite		
Oil and Grease	<2 mg/l		<2 mg/l		1	
Biological Oxygen Demand (BOD5)	<5 mg/l	<5 mg/l	<5 mg/l	<5 mg/l	1	
Chemical Oxygen Demand (COD)	14 mg/l	16 mg/l	14 mg/l	16 mg/l	1	
Total Suspended Solids (TSS)	110 mg/l	55 mg/l	110 mg/l	55 mg/l	1	
Total Kjeldahl Nitrogen	0.4 mg/l	0.5 mg/l	0.4 mg/l	0.5 mg/l	1	
Nitrate plus Nitrite Nitrogen	1.4 mg/l	1.3 mg/l	1.4 mg/l	1.3 mg/l	1	
Total Phosphorus	0.22 mg/l	0.15 mg/l	0.22 mg/l	0.15 mg/l	1	
pH	Minimum 7.6	Maximum 7.6	Minimum 7.6	Maximum 7.6		

Part B - List each pollutant that is limited in an effluent guideline which the facility is subject to or any pollutant listed in the facility's NPDES permit for its process wastewater (if the facility is operating under an existing NPDES permit). Complete one table for each outfall. See the instructions for additional details and requirements.

Pollutant and CAS Number (if availible)	Maximum Values (include units)		Average Values (include units)		Number of Storm Events Sampled	Sources of Pollutants
	Grab Sample Taken During First 30 Minutes	Flow-weighted Composite	Grab Sample Taken During First 30 Minutes	Flow-weighted Composite		
Antimony 7440-36-0	<0.003 mg/l	<0.003 mg/l	<0.003 mg/l	<0.003 mg/l	1	
Cyanide	<0.002 mg/l		<0.002 mg/l		1	
Mercury 7439-97-6	<0.0002 mg/l	<0.0002 mg/l	<0.0002 mg/l	<0.0002 mg/l	1	
Phenols	0.003 mg/l		0.003 mg/l		1	
Selenium 7782-49-2	<0.002 mg/l	<0.002 mg/l	<0.002 mg/l	<0.002 mg/l	1	
Sulfate	22 mg/l	<10 mg/l	22 mg/l	<10 mg/l	1	
Surfactants	<0.05 mg/l	<0.05 mg/l	<0.05 mg/l	<0.05 mg/l	1	
Aluminum 7429-90-5	2.71 mg/l	1.71 mg/l	2.71 mg/l	1.71 mg/l	1	
Arsenic 7440-38-2	<0.04 mg/l	<0.04 mg/l	<0.04 mg/l	<0.04 mg/l	1	
Boron 7440-42-8	0.337 mg/l	0.324 mg/l	0.337 mg/l	0.324 mg/l	1	
Beryllium 7440-41-7	<0.0004mg/l	<0.0004mg/l	<0.0004mg/l	<0.0004mg/l	1	
Cadmium 7440-43-9	<0.004 mg/l	<0.004 mg/l	<0.004 mg/l	<0.004 mg/l	1	
Calcium 7440-70-2	61.8 mg/l	48.3 mg/l	61.8 mg/l	48.3 mg/l	1	
Chromium 7440-47-3	<0.006 mg/l	<0.006 mg/l	<0.006 mg/l	<0.006 mg/l	1	
Cobalt 7440-48-4	0.003 mg/l	<0.002 mg/l	0.003 mg/l	<0.002 mg/l	1	
Copper 7440-50-8	<0.006 mg/l	<0.006 mg/l	<0.006 mg/l	<0.006 mg/l	1	
Iron 7439-89-6	2.30 mg/l	1.48 mg/l	2.30 mg/l	1.48 mg/l	1	
Lead 7439-92-1	<0.02 mg/l	<0.02 mg/l	<0.02 mg/l	<0.02 mg/l	1	
Lithium 7439-93-2	<0.02 mg/l	<0.02 mg/l	<0.02 mg/l	<0.02 mg/l	1	
Magnesium 7439-95-4	9.12 mg/l	7.60 mg/l	9.12 mg/l	7.60 mg/l	1	
Manganese 7439-96-5	0.112 mg/l	0.080 mg/l	0.112 mg/l	0.080 mg/l	1	
Molybdenum 7439-98-7	<0.006 mg/l	<0.006 mg/l	<0.006 mg/l	<0.006 mg/l	1	
Nickel 7440-02-0	<0.008 mg/l	<0.008 mg/l	<0.008 mg/l	<0.008 mg/l	1	
Potassium 7440-09-7	3.6 mg/l	3.7 mg/l	3.6 mg/l	3.7 mg/l	1	
Silver 7440-22-4	<0.006 mg/l	<0.006 mg/l	<0.006 mg/l	<0.006 mg/l	1	
Sodium 7440-23-5	2.25 mg/l	2.34 mg/l	2.25 mg/l	2.34 mg/l	1	
Titanium 7440-32-6	0.03 mg/l	0.02 mg/l	0.03 mg/l	0.02 mg/l	1	
Zinc 7440-66-6	0.06 mg/l	0.04 mg/l	0.06 mg/l	0.04 mg/l	1	

Continue on Reverse

Continued from front.

Part C- List each pollutant shown in Tables 2F-2, 2F-3, and 2F4 that you know or have reason to believe is present. See the instructions for additional details and requirements. Co one table for each outfall.

Pollutant and CAS Number (if availible)	Maximum Values (include units)		Average Values (include units)		Number of Storm Events Sampled	Sources of Pollutants
	Grab Sample Taken During First 30 Minutes	Flow-weighted Composite	Grab Sample Taken During First 30 Minutes	Flow-weighted Composite		
1,1,1,-trichloroethane 71-55-6	<0.010 mg/l		<0.010 mg/l		1	
1,1,2,2-tetrachloroethane 79-34-5	<0.010 mg/l		<0.010 mg/l		1	
1,1,2- trichloroethane 79-00-5	<0.010 mg/l		<0.010 mg/l		1	
1,1-dichloroethane 75-34-3	<0.010 mg/l		<0.010 mg/l		1	
1,1-dichloroethylene 75-35-4	<0.010 mg/l		<0.010 mg/l		1	
1,2-dichloroethane 107-06-2	<0.010 mg/l		<0.010 mg/l		1	
1,2-dichloropropane 78-87-5	<0.010 mg/l		<0.010 mg/l		1	
2-chloroethylvinylether 110-75-8	<0.010 mg/l		<0.010 mg/l		1	
benzene 71-43-2	<0.010 mg/l		<0.010 mg/l		1	
bromodichloromethane 75-27-4	<0.010 mg/l		<0.010 mg/l		1	
bromoform 75-25-2	<0.010 mg/l		<0.010 mg/l		1	
bromomethane 74-83-9	<0.010 mg/l		<0.010 mg/l		1	
carbon tetrachloride 56-23-5	<0.010 mg/l		<0.010 mg/l		1	
chlorobenzene 108-90-7	<0.010 mg/l		<0.010 mg/l		1	
chloroethane 75-00-3	<0.010 mg/l		<0.010 mg/l		1	
chloroform 67-66-3	<0.010 mg/l		<0.010 mg/l		1	
chloromethane 74-87-3	<0.010 mg/l		<0.010 mg/l		1	
dibromochloromethane 124-48-1	<0.010 mg/l		<0.010 mg/l		1	
ethylbenzene 100-41-4	<0.010 mg/l		<0.010 mg/l		1	
toluene 108-88-3	<0.010 mg/l		<0.010 mg/l		1	
vinyl chloride 75-01-4	<0.010 mg/l		<0.010 mg/l		1	
1,3-dichloropropene 10061-01-5	<0.010 mg/l		<0.010 mg/l		1	
trans-1,2-dichloroethene 156-60-5	<0.010 mg/l		<0.010 mg/l		1	
alpha activity 12587-46-1	7.7 pci/l	5.2 pci/l	7.7 pci/l	5.2 pci/l	1	
beta activity 12587-46-1	11.9 pci/l	18.9 pci/l	11.9 pci/l	18.9 pci/l	1	
focal coliform	200 co/.1L	1,000 co/.1L	200 co/.1L	1,000 co/.1L	1	
Thallium 7440-28-0	<0.001 mg/l	<0.001 mg/l	<0.001 mg/l	<0.001 mg/l	1	
Uranium 7440-61-1	0.008 mg/l	0.003 mg/l	0.008 mg/l	0.003 mg/l	1	
Gamma activity	36 pci/l	4.3 pci/l	36 pci/l	4.3 pci/l	1	

Part D- Provide data for the sorm event(s) which resulted in the maximum values for the flow weighted composite sample.

1. Date of Storm Event	2. Duration of Storm (in minutes)	3. Total rainfall during storm event (in inches)	4. Number of hours between beginning of storm measured and end of previous measurable rain event	5. Maximum flow rate during rain event (gallons/min or specify units)	6. Total flow from rain event (gallons or specify units)	7. Season sample was taken	8. Form of Precipitation (rainfall, snowmelt)
10/14/91-10/15/91	650	1.5	226.25	521	117,505	Fall	Rainfall

9. Provide a description of the method of flow measurement or estimate.

An ISCO 3230 Flow meter was used to obtain water level readings. This instrument was calibrated with the normal dry weather flow, if present, as leve zero. The flow meter was programmed with the characteristics of the conveyance so that flow rates and total flows could be calculated by the meter.

Outfall S7

Parts B and C Continued

Pollutant and CAS Number (if availible)	Maximum Values (include units)		Average Values (include units)		Number of Storm Events Sampled	Sources of Pollutants
	Grab Sample Taken During First 30 Minutes	Flow-weighted Composite	Grab Sample Taken During First 30 Minutes	Flow-weighted Composite		
Barium 7440-39-3	0.0673 mg/l	0.0576 mg/l	0.0673 mg/l	0.0576 mg/l	1	
methylene chloride 75-09-2	<0.010 mg/l		<0.010 mg/l		1	
tetrachloroethene 127-18-4	<0.010 mg/l		<0.010 mg/l		1	
trichloroethene 79-01-6	<0.010 mg/l		<0.010 mg/l		1	
Xylenes	<0.010 mg/l		<0.010 mg/l		1	
1,2,4-trichlorobenzene 120-82-1	<0.010 mg/l	<0.010 mg/l	<0.010 mg/l	<0.010 mg/l	1	
1,2-dichlorobenzene 95-50-1	<0.010 mg/l	<0.010 mg/l	<0.010 mg/l	<0.010 mg/l	1	
1,3-dichlorobenzene 541-73-1	<0.010 mg/l	<0.010 mg/l	<0.010 mg/l	<0.010 mg/l	1	
1,4-dichlorobenzene 106-46-7	<0.010 mg/l	<0.010 mg/l	<0.010 mg/l	<0.010 mg/l	1	
2,4-dinitrotoluene 121-14-2	<0.010 mg/l	<0.010 mg/l	<0.010 mg/l	<0.010 mg/l	1	
2,6-dinitrotoluene 606-20-2	<0.010 mg/l	<0.010 mg/l	<0.010 mg/l	<0.010 mg/l	1	
2-chloronaphthalene 91-58-7	<0.010 mg/l	<0.010 mg/l	<0.010 mg/l	<0.010 mg/l	1	
3,3'-dichlorobenzidine 91-94-1	<0.010 mg/l	<0.010 mg/l	<0.010 mg/l	<0.010 mg/l	1	
4-bromophenylphenyl ether 101-55-3	<0.010 mg/l	<0.010 mg/l	<0.010 mg/l	<0.010 mg/l	1	
4-chlorophenylphenyl ether 7005-72-3	<0.010 mg/l	<0.010 mg/l	<0.010 mg/l	<0.010 mg/l	1	
acenaphthene 83-32-9	<0.010 mg/l	<0.010 mg/l	<0.010 mg/l	<0.010 mg/l	1	
acenaphthylene 208-96-8	<0.010 mg/l	<0.010 mg/l	<0.010 mg/l	<0.010 mg/l	1	
anthracene 120-12-7	<0.010 mg/l	<0.010 mg/l	<0.010 mg/l	<0.010 mg/l	1	
benzidine 92-87-5	<0.030 mg/l	<0.030 mg/l	<0.030 mg/l	<0.030 mg/l	1	
benzo(a)anthracene 56-55-3	<0.010 mg/l	<0.010 mg/l	<0.010 mg/l	<0.010 mg/l	1	
benzo(a)pyrene 50-32-8	<0.010 mg/l	<0.010 mg/l	<0.010 mg/l	<0.010 mg/l	1	
benzo(b)fluoranthene 205-99-2	<0.010 mg/l	<0.010 mg/l	<0.010 mg/l	<0.010 mg/l	1	
benzo(ghi)perylene 191-24-2	<0.010 mg/l	<0.010 mg/l	<0.010 mg/l	<0.010 mg/l	1	
benzo(k)fluoranthene 207-08-9	<0.010 mg/l	<0.010 mg/l	<0.010 mg/l	<0.010 mg/l	1	
benzyl butyl phthalate 85-68-7	<0.010 mg/l	<0.010 mg/l	<0.010 mg/l	<0.010 mg/l	1	
bis(2-chloroethoxy)methane 111-91-1	<0.010 mg/l	<0.010 mg/l	<0.010 mg/l	<0.010 mg/l	1	
bis(2-chloroethyl)ether 111-44-4	<0.010 mg/l	<0.010 mg/l	<0.010 mg/l	<0.010 mg/l	1	
bis(2-chloroisopropyl) ether 108-60-1	<0.010 mg/l	<0.010 mg/l	<0.010 mg/l	<0.010 mg/l	1	
bis(2-ethylhexyl)phthalate 117-81-7	<0.010 mg/l	<0.010 mg/l	<0.010 mg/l	<0.010 mg/l	1	
chrysene 218-01-9	<0.010 mg/l	<0.010 mg/l	<0.010 mg/l	<0.010 mg/l	1	
di-n-butyl phthalate 84-74-2	<0.010 mg/l	<0.010 mg/l	<0.010 mg/l	<0.010 mg/l	1	
di-n-octyl phthalate 117-84-0	<0.010 mg/l	<0.010 mg/l	<0.010 mg/l	<0.010 mg/l	1	
dibenzo(a,h)anthracene 53-70-3	<0.010 mg/l	<0.010 mg/l	<0.010 mg/l	<0.010 mg/l	1	
diethyl phthalate 84-66-2	<0.010 mg/l	<0.010 mg/l	<0.010 mg/l	<0.010 mg/l	1	
dimethyl phthalate 131-11-3	<0.010 mg/l	<0.010 mg/l	<0.010 mg/l	<0.010 mg/l	1	
fluoranthene 206-44-0	<0.010 mg/l	<0.010 mg/l	<0.010 mg/l	<0.010 mg/l	1	
fluorene 86-73-7	<0.010 mg/l	<0.010 mg/l	<0.010 mg/l	<0.010 mg/l	1	
hexachlorobenzene 118-74-1	<0.010 mg/l	<0.010 mg/l	<0.010 mg/l	<0.010 mg/l	1	
hexachlorobutadiene 87-68-3	<0.010 mg/l	<0.010 mg/l	<0.010 mg/l	<0.010 mg/l	1	
hexachlorocyclopentadiene 77-47-4	<0.010 mg/l	<0.010 mg/l	<0.010 mg/l	<0.010 mg/l	1	
hexachloroethane 67-72-1	<0.010 mg/l	<0.010 mg/l	<0.010 mg/l	<0.010 mg/l	1	
indeno(1,2,3-cd)pyrene 193-39-5	<0.010 mg/l	<0.010 mg/l	<0.010 mg/l	<0.010 mg/l	1	
isophorone 78-59-1	<0.010 mg/l	<0.010 mg/l	<0.010 mg/l	<0.010 mg/l	1	
N-nitrosodi-n-propylamine 621-64-7	<0.010 mg/l	<0.010 mg/l	<0.010 mg/l	<0.010 mg/l	1	
N-nitrosodimethylamine 62-75-9	<0.010 mg/l	<0.010 mg/l	<0.010 mg/l	<0.010 mg/l	1	
N-nitrosodiphenylamine 86-30-6	<0.010 mg/l	<0.010 mg/l	<0.010 mg/l	<0.010 mg/l	1	
naphthalene 91-20-3	<0.010 mg/l	<0.010 mg/l	<0.010 mg/l	<0.010 mg/l	1	
nitrobenzene 98-95-3	<0.010 mg/l	<0.010 mg/l	<0.010 mg/l	<0.010 mg/l	1	
phenanthrene 85-01-8	<0.010 mg/l	<0.010 mg/l	<0.010 mg/l	<0.010 mg/l	1	
pyrene 129-00-0	<0.010 mg/l	<0.010 mg/l	<0.010 mg/l	<0.010 mg/l	1	
2,4,6-trichlorophenol 88-06-2	<0.030 mg/l	<0.030 mg/l	<0.030 mg/l	<0.030 mg/l	1	
2,4-dichlorophenol 120-83-2	<0.030 mg/l	<0.030 mg/l	<0.030 mg/l	<0.030 mg/l	1	
2,4-dimethylphenol 105-67-9	<0.030 mg/l	<0.030 mg/l	<0.030 mg/l	<0.030 mg/l	1	
2,4-dinitrophenol 51-28-5	<0.030 mg/l	<0.030 mg/l	<0.030 mg/l	<0.030 mg/l	1	

Outfall S7

Parts B and C Continued

Pollutant and CAS Number (if availible)	Maximum Values (include units)		Average Values (include units)		Number of Storm Events Sampled	Sources of Pollutants
	Grab Sample Taken During First 30 Minutes	Flow-weighted Composite	Grab Sample Taken During First 30 Minutes	Flow-weighted Composite		
2-methyl-4,6-dinitrophenol 534-52-1	<0.030 mg/l	<0.030 mg/l	<0.030 mg/l	<0.030 mg/l	1	
2-nitrophenol 88-75-5	<0.030 mg/l	<0.030 mg/l	<0.030 mg/l	<0.030 mg/l	1	
4-chloro-3-methyl phenol 59-50-7	<0.030 mg/l	<0.030 mg/l	<0.030 mg/l	<0.030 mg/l	1	
4-nitrophenol 100-02-7	<0.030 mg/l	<0.030 mg/l	<0.030 mg/l	<0.030 mg/l	1	
pentachlorophenol 87-86-5	<0.030 mg/l	<0.030 mg/l	<0.030 mg/l	<0.030 mg/l	1	
phenol 108-95-2	<0.030 mg/l	<0.030 mg/l	<0.030 mg/l	<0.030 mg/l	1	
4,4'--DDD 72-54-8	<0.00001 mg/l	<0.00001mg/l	<0.00001 mg/l	<0.00001 mg/l	1	
4,4'--DDE 72-55-9	<0.00001 mg/l	<0.00001mg/l	<0.00001 mg/l	<0.00001 mg/l	1	
4,4'-DDT 50-29-3	<0.00001 mg/l	<0.00001mg/l	<0.00001 mg/l	<0.00001 mg/l	1	
aldrin 309-00-2	<0.00001 mg/l	<0.00001mg/l	<0.00001 mg/l	<0.00001 mg/l	1	
chlordane 57-74-9	<0.00002 mg/l	<0.00002 mg/l	<0.00002 mg/l	<0.00002 mg/l	1	
dieldrin 60-57-1	<0.00001 mg/l	<0.00001mg/l	<0.00001 mg/l	<0.00001 mg/l	1	
endosulfan I 959-98-8	<0.00001 mg/l	<0.00001mg/l	<0.00001 mg/l	<0.00001 mg/l	1	
endosulfan II 33213-65-9	<0.00001 mg/l	<0.00001mg/l	<0.00001 mg/l	<0.00001 mg/l	1	
endosulfan sulfate 1031-07-8	<0.00001 mg/l	<0.00001mg/l	<0.00001 mg/l	<0.00001 mg/l	1	
endrin 72-20-8	<0.00005 mg/l	<0.00005 mg/l	<0.00005 mg/l	<0.00005 mg/l	1	
endrin aldehyde 7421-93-4	<0.00001 mg/l	<0.00001mg/l	<0.00001 mg/l	<0.00001 mg/l	1	
heptachlor 76-44-8	<0.00001 mg/l	<0.00001mg/l	<0.00001 mg/l	<0.00001 mg/l	1	
heptachlor epoxide 1024-57-3	<0.00001 mg/l	<0.00001mg/l	<0.00001 mg/l	<0.00001 mg/l	1	
toxaphene 8001-35-2	<0.0002 mg/l	<0.0002 mg/l	<0.0002 mg/l	<0.0002 mg/l	1	
alpha-BHC 319-84-6	<0.00001 mg/l	<0.00001mg/l	<0.00001 mg/l	<0.00001 mg/l	1	
beta-BHC 319-85-7	<0.00001 mg/l	<0.00001mg/l	<0.00001 mg/l	<0.00001 mg/l	1	
delta-BHC 319-86-8	<0.00001 mg/l	<0.00001mg/l	<0.00001 mg/l	<0.00001 mg/l	1	
gamma-BHC 58-89-8	<0.00001 mg/l	<0.00001 mg/l	<0.00001 mg/l	<0.00001 mg/l	1	
2-chlorophenol 95-57-8	<0.030 mg/l	<0.030 mg/l	<0.030 mg/l	<0.030 mg/l	1	
Aroclor-1242 53469-21-9	<0.0005 mg/l	<0.0005 mg/l	<0.0005 mg/l	<0.0005 mg/l	1	
Aroclor-1254 11097-69-1	<0.0005 mg/l	<0.0005 mg/l	<0.0005 mg/l	<0.0005 mg/l	1	
Aroclor-1221 11104-28-2	<0.0005 mg/l	<0.0005 mg/l	<0.0005 mg/l	<0.0005 mg/l	1	
Aroclor-1232 11141-16-5	<0.0005 mg/l	<0.0005 mg/l	<0.0005 mg/l	<0.0005 mg/l	1	
Aroclor-1248 12672-29-6	<0.0005 mg/l	<0.0005 mg/l	<0.0005 mg/l	<0.0005 mg/l	1	
Aroclor-1260 11096-82-5	<0.0005 mg/l	<0.0005 mg/l	<0.0005 mg/l	<0.0005 mg/l	1	
Aroclor-1016 12674-11-2	<0.0005 mg/l	<0.0005 mg/l	<0.0005 mg/l	<0.0005 mg/l	1	
Cresols	<0.030 mg/l	<0.030 mg/l	<0.030 mg/l	<0.030 mg/l	1	
Acrolein	<0.010 mg/l	<0.010 mg/l	<0.010 mg/l	<0.010 mg/l	1	
Acrylonitrile	<0.010 mg/l	<0.010 mg/l	<0.010 mg/l	<0.010 mg/l	1	
1,2-diphenylhydrazine (azobenzene)	results pending	results pending	results pending	results pending	1	

EPA ID Number (copy from Item 1 of Form1)

Outfall S8

Form Approved OMB No. 2040-0086
Approval expires 5-31-92

VII. Discharge Information (continued from page 3 of Form 2F)

Part A - You must provide the results of at least one analysis for every pollutant in this table. Complete one table for each outfall. See instructions for additional details.

Pollutant and CAS Number (if availible)	Maximum Values (include units)		Average Values (include units)		Number of Storm Events Sampled	Sources of Pollutants
	Grab Sample Taken During First 30 Minutes	Flow-weighted Composite	Grab Sample Taken During First 30 Minutes	Flow-weighted Composite		
Oil and Grease	7 mg/l		7 mg/l		1	
Biological Oxygen Demand (BOD5)	<5 mg/l	<5 mg/l	<5 mg/l	<5 mg/l	1	
Chemical Oxygen Demand (COD)	26 mg/l	31 mg/l	26 mg/l	31 mg/l	1	
Total Suspended Solids (TSS)	16 mg/l	20 mg/l	16 mg/l	20 mg/l	1	
Total Kjeldahl Nitrogen	0.8 mg/l	0.9 mg/l	0.8 mg/l	0.9 mg/l	1	
Nitrate plus Nitrite Nitrogen	0.27 mg/l	0.37 mg/l	0.27 mg/l	0.37 mg	1	
Total Phosphorus	0.19 mg/l	0.20 mg/l	0.19 mg/l	0.20 mg/l	1	
pH	Minimum 7.8	Maximum 7.8	Minimum 7.8	Maximum 7.8		

Part B - List each pollutant that is limited in an effluent guideline which the facility is subject to or any pollutant listed in the facility's NPDES permit for its process wastewater (if the facility is operating under an existing NPDES permit). Complete one table for each outfall. See the instructions for additional details and requirements.

Pollutant and CAS Number (if availible)	Maximum Values (include units)		Average Values (include units)		Number of Storm Events Sampled	Sources of Pollutants
	Grab Sample Taken During First 30 Minutes	Flow-weighted Composite	Grab Sample Taken During First 30 Minutes	Flow-weighted Composite		
Antimony 7440-36-0	<0.04 mg/l	<0.04 mg/l	<0.04 mg/l	<0.04 mg/l		
Cyanide	<0.002 mg/l		<0.002 mg/l			
Mercury 7439-97-6	0.0002 mg/l	0.0004 mg/l	0.0002 mg/l	0.0004 mg/l		
Phenols	0.006 mg/l		0.006 mg/l			
Selenium 7782-49-2	<0.002 mg/l	<0.002 mg/l	<0.002 mg/l	<0.002 mg/l		
Sulfate	35 mg/l	42 mg/l	35 mg/l			
Surfactants	0.08 mg/l	<0.05 mg/l	0.08 mg/l	<0.05 mg/l		
Aluminum 7429-90-5	2.76 mg/l	3.04 mg/l	2.76 mg/l	3.04 mg/l		
Arsenic 7440-38-2	<0.04 mg/l	<0.04 mg/l	<0.04 mg/l	<0.04 mg/l		
Boron 7440-42-8	0.069 mg/l	0.091 mg/l	0.069 mg/l	0.091 mg/l		
Beryllium 7440-41-7	<0.0004 mg/l	<0.0004 mg/l	<0.0004 mg/l	<0.0004 mg/l		
Cadmium 7440-43-9	<0.004 mg/l	<0.004 mg/l	<0.004 mg/l	<0.004 mg/l		
Calcium 7440-70-2	29.7 mg/l	37.5 mg/l	29.7 mg/l	37.5 mg/l		
Chromium 7440-47-3	<0.006 mg/l	<0.006 mg/l	<0.006 mg/l	<0.006 mg/l		
Cobalt 7440-48-4	<0.002 mg/l	<0.002 mg/l	<0.002 mg/l	<0.002 mg/l		
Copper 7440-50-8	0.009 mg/l	0.010 mg/l	0.009 mg/l	0.010 mg/l		
Iron 7439-89-6	3.29 mg/l	3.54 mg/l	3.29 mg/l	3.54 mg/l		
Lead 7439-92-1	<0.02 mg/l	<0.02 mg/l	<0.02 mg/l	<0.02 mg/l		
Lithium 7439-93-2	0.03 mg/l	0.05 mg/l	0.03 mg/l	0.05 mg/l		
Magnesium 7439-95-4	4.99 mg/l	6.17 mg/l	4.99 mg/l	6.17 mg/l		
Manganese 7439-96-5	0.064 mg/l	0.081 mg/l	0.064 mg/l	0.081 mg/l		
Molybdenum 7439-98-7	<0.006 mg/l	<0.006 mg/l	<0.006 mg/l	<0.006 mg/l		
Nickel 7440-02-0	<0.008 mg/l	<0.008 mg/l	<0.008 mg/l	<0.008 mg/l		
Potassium 7440-09-7	4.4 mg/l	4.5 mg/l	4.4 mg/l	4.5 mg/l		
Silver 7440-22-4	<0.006 mg/l	<0.006 mg/l	<0.006 mg/l	<0.006 mg/l		
Sodium 7440-23-5	1.43 mg/l	1.81 mg/l	1.43 mg/l	1.81 mg/l		
Titanium 7440-32-6	0.03 mg/l	0.03 mg/l	0.03 mg/l	0.03 mg/l		
Zinc 7440-66-6	0.03 mg/l	0.03 mg/l	0.03 mg/l	0.03 mg/l		

Continue on Reverse

Continued from front.

Part C- List each pollutant shown in Tables 2F-2, 2F-3, and 2F4 that you know or have reason to believe is present. See the instructions for additional details and requirements. Corr one table for each outfall.

Pollutant and CAS Number (if availible)	Maximum Values (include units)		Average Values (include units)		Number of Storm Events Sampled	Sources of Pollutants
	Grab Sample Taken During First 30 Minutes	Flow-weighted Composite	Grab Sample Taken During First 30 Minutes	Flow-weighted Composite		
1,1,1,-trichloroethane 71-55-6	<0.010 mg/l		<0.010 mg/l		1	
1,1,2,2-tetrachloroethane 79-34-5	<0.010 mg/l		<0.010 mg/l		1	
1,1,2- trichloroethane 79-00-5	<0.010 mg/l		<0.010 mg/l		1	
1,1-dichloroethane 75-34-3	<0.010 mg/l		<0.010 mg/l		1	
1,1-dichloroethylene 75-35-4	<0.010 mg/l		<0.010 mg/l		1	
1,2-dichloroethane 107-06-2	<0.010 mg/l		<0.010 mg/l		1	
1,2-dichloropropane 78-87-5	<0.010 mg/l		<0.010 mg/l		1	
2-chloroethylvinylether 110-75-8	<0.010 mg/l		<0.010 mg/l		1	
benzene 71-43-2	<0.010 mg/l		<0.010 mg/l		1	
bromodichloromethane 75-27-4	<0.010 mg/l		<0.010 mg/l		1	
bromoform 75-25-2	<0.010 mg/l		<0.010 mg/l		1	
bromomethane 74-83-9	<0.010 mg/l		<0.010 mg/l		1	
carbon tetrachloride 56-23-5	<0.010 mg/l		<0.010 mg/l		1	
chlorobenzene 108-90-7	<0.010 mg/l		<0.010 mg/l		1	
chloroethane 75-00-3	<0.010 mg/l		<0.010 mg/l		1	
chloroform 67-66-3	<0.010 mg/l		<0.010 mg/l		1	
chloromethane 74-87-3	<0.010 mg/l		<0.010 mg/l		1	
dibromochloromethane 124-48-1	<0.010 mg/l		<0.010 mg/l		1	
ethylbenzene 100-41-4	<0.010 mg/l		<0.010 mg/l		1	
toluene 108-88-3	<0.010 mg/l		<0.010 mg/l		1	
vinyl chloride 75-01-4	<0.010 mg/l		<0.010 mg/l		1	
1,3-dichloropropene 10061-01-5	<0.010 mg/l		<0.010 mg/l		1	
trans-1,2-dichloroethene 156-60-5	<0.010 mg/l		<0.010 mg/l		1	
alpha activity 12587-46-1	250 pci/l	6.2 pci/l	250 pci/l	6.2 pci/l	1	
beta activity 12587-46-1	120 pci/l	8.3 pci/l	120 pci/l	8.3 pci/l	1	
fecal coliform	1,300 co/.1L	30 co/.1L	1,300 co/.1L	30 co/.1L	1	
Thallium 7440-28-0	<0.03 mg/l	<0.03 mg/l	<0.03 mg/l	<0.03 mg/l	1	
Uranium 7440-61-1	0.347 mg/l	0.560 mg/l	0.347 mg/l	0.560 mg/l	1	
Gamma activity	-2 pci/l	24 pci/l	-2 pci/l	24 pci/l	1	

Part D- Provide data for the storm event(s) which resulted in the maximum values for the flow weighted composite sample.

1. Date of Storm Event	2. Duration of Storm (in minutes)	3. Total rainfall during storm event (in inches)	4. Number of hours between beginning of storm measured and end of previous measurable rain event	5. Maximum flow rate during rain event (gallons/min or specify units)	6. Total flow from rain event (gallons or specify units)	7. Season sample was taken	8. Form of Precipitation (rainfall, snowmelt)
12/9/91	530	1.1	148.6	293	221,848	Fall	Rainfall

9. Provide a description of the method of flow measurement or estimate.

An ISCO 3230 Flow meter was used to obtain water level readings. This instrument was calibrated with the normal dry weather flow, if present, as lev. zero. The flow meter was programmed with the characteristics of the conveyance so that flow rates and total flows could be calculated by the meter.

Outfall S8

Parts B and C Continued

Pollutant and CAS Number (if availible)	Maximum Values (include units)		Average Values (include units)		Number of Storm Events Sampled	Sources of Pollutants
	Grab Sample Taken During First 30 Minutes	Flow-weighted Composite	Grab Sample Taken During First 30 Minutes	Flow-weighted Composite		
Barium 7440-39-3	0.0377 mg/l	0.0438 mg/l	0.0377 mg/l	0.0438 mg/l	1	
methylene chloride 75-09-2	<0.010 mg/l		<0.010 mg/l		1	
tetrachloroethene 127-18-4	<0.010 mg/l		<0.010 mg/l		1	
trichloroethene 79-01-6	<0.010 mg/l		<0.010 mg/l		1	
Xylenes	<0.010 mg/l		<0.010 mg/l		1	
1,2,4-trichlorobenzene 120-82-1	<0.010 mg/l	<0.010 mg/l	<0.010 mg/l	<0.010 mg/l	1	
1,2-dichlorobenzene 95-50-1	<0.010 mg/l	<0.010mg/l	<0.010 mg/l	<0.010 mg/l	1	
1,3-dichlorobenzene 541-73-1	<0.010 mg/l	<0.010 mg/l	<0.010 mg/l	<0.010 mg/l	1	
1,4-dichlorobenzene 106-46-7	<0.010 mg/l	<0.010mg/l	<0.010 mg/l	<0.010 mg/l	1	
2,4-dinitrotoluene 121-14-2	<0.010 mg/l	<0.010 mg/l	<0.010 mg/l	<0.010 mg/l	1	
2,6-dinitrotoluene 606-20-2	<0.010 mg/l	<0.010 mg/l	<0.010 mg/l	<0.010 mg/l	1	
2-chloronaphthalene 91-58-7	<0.010 mg/l	<0.010 mg/l	<0.010 mg/l	<0.010 mg/l	1	
3,3'-dichlorobenzidine 91-94-1	<0.010 mg/l	<0.020 mg/l	<0.010 mg/l	<0.020 mg/l	1	
4-bromophenylphenyl ether 101-55-3	<0.010 mg/l	<0.010mg/l	<0.010 mg/l	<0.010 mg/l	1	
4-chlorophenylphenyl ether 7005-72-3	<0.010 mg/l	<0.010 mg/l	<0.010 mg/l	<0.010 mg/l	1	
acenaphthene 83-32-9	<0.010 mg/l	<0.010 mg/l	<0.010 mg/l	<0.010 mg/l	1	
acenaphthylene 208-96-8	<0.010 mg/l	<0.010 mg/l	<0.010 mg/l	<0.010 mg/l	1	
anthracene 120-12-7	<0.010 mg/l	<0.010 mg/l	<0.010 mg/l	<0.010 mg/l	1	
benzidine 92-87-5	<0.050 mg/l	<0.050 mg/l	<0.050 mg/l	<0.050 mg/l	1	
benzo(a)anthracene 56-55-3	<0.010 mg/l	<0.010 mg/l	<0.010 mg/l	<0.010 mg/l	1	
benzo(a)pyrene 50-32-8	<0.010 mg/l	<0.010 mg/l	<0.010 mg/l	<0.010 mg/l	1	
benzo(b)fluoranthene 205-99-2	<0.010 mg/l	<0.010 mg/l	<0.010 mg/l	<0.010 mg/l	1	
benzo(ghi)perylene 191-24-2	<0.010 mg/l	<0.010 mg/l	<0.010 mg/l	<0.010 mg/l	1	
benzo(k)fluoranthene 207-08-9	<0.010 mg/l	<0.010 mg/l	<0.010 mg/l	<0.010 mg/l	1	
benzyl butyl phthalate 85-68-7	35 mg/l	19 mg/l	35 mg/l	19 mg/l	1	
bis(2-chloroethoxy)methane 111-91-1	<0.010 mg/l	<0.010 mg/l	<0.010 mg/l	<0.010 mg/l	1	
bis(2-chloroethyl)ether 111-44-4	<0.010 mg/l	<0.010 mg/l	<0.010 mg/l	<0.010 mg/l	1	
bis(2-chloroisopropyl) ether 108-60-1	<0.010 mg/l	<0.010 mg/l	<0.010 mg/l	<0.010 mg/l	1	
bis(2-ethylhexyl)phthalate 117-81-7	100 mg/l	78 mg/l	100 mg/l	78 mg/l	1	
chrysene 218-01-9	<0.010 mg/l	<0.010 mg/l	<0.010 mg/l	<0.010 mg/l	1	
di-n-butyl phthalate 84-74-2	77 mg/l	140 mg/l	77 mg/l	140 mg/l	1	
di-n-octyl phthalate 117-84-0	<0.010 mg/l	<0.010 mg/l	<0.010 mg/l	<0.010 mg/l	1	
dibenzo(a,h)anthracene 53-70-3	<0.010 mg/l	<0.010 mg/l	<0.010 mg/l	<0.010 mg/l	1	
diethyl phthalate 84-66-2	<0.010 mg/l	<0.010 mg/l	<0.010 mg/l	<0.010 mg/l	1	
dimethyl phthalate 131-11-3	<0.010 mg/l	<0.010 mg/l	<0.010 mg/l	<0.010 mg/l	1	
fluoranthene 206-44-0	<0.010 mg/l	<0.010 mg/l	<0.010 mg/l	<0.010 mg/l	1	
fluorene 86-73-7	<0.010 mg/l	<0.010 mg/l	<0.010 mg/l	<0.010 mg/l	1	
hexachlorobenzene 118-74-1	<0.010 mg/l	<0.010 mg/l	<0.010 mg/l	<0.010 mg/l	1	
hexachlorobutadiene 87-68-3	<0.010 mg/l	<0.010 mg/l	<0.010 mg/l	<0.010 mg/l	1	
hexachlorocyclopentadiene 77-47-4	<0.010 mg/l	<0.010 mg/l	<0.010 mg/l	<0.010 mg/l	1	
hexachloroethane 67-72-1	<0.010 mg/l	<0.010 mg/l	<0.010 mg/l	<0.010 mg/l	1	
indeno(1,2,3-cd)pyrene 193-39-5	<0.010 mg/l	<0.010 mg/l	<0.010 mg/l	<0.010 mg/l	1	
isophorone 78-59-1	<0.010 mg/l	<0.010 mg/l	<0.010 mg/l	<0.010 mg/l	1	
N-nitrosodi-n-propylamine 621-64-7	<0.010 mg/l	<0.010 mg/l	<0.010 mg/l	<0.010 mg/l	1	
N-nitrosodimethylamine 62-75-9	<0.010 mg/l	<0.010 mg/l	<0.010 mg/l	<0.010 mg/l	1	
N-nitrosodiphenylamine 86-30-6	<0.010 mg/l	<0.010 mg/l	<0.010 mg/l	<0.010 mg/l	1	
naphthalene 91-20-3	<0.010 mg/l	<0.010 mg/l	<0.010 mg/l	<0.010 mg/l	1	
nitrobenzene 98-95-3	<0.010 mg/l	<0.010 mg/l	<0.010 mg/l	<0.010 mg/l	1	
phenanthrene 85-01-8	<0.010 mg/l	<0.010 mg/l	<0.010 mg/l	<0.010 mg/l	1	
pyrene 129-00-0	<0.010 mg/l	<0.010 mg/l	<0.010 mg/l	<0.010 mg/l	1	
2,4,6-trichlorophenol 88-06-2	<0.030 mg/l	<0.030 mg/l	<0.030 mg/l	<0.030 mg/l	1	
2,4-dichlorophenol 120-83-2	<0.030 mg/l	<0.030 mg/l	<0.030 mg/l	<0.030 mg/l	1	
2,4-dimethylphenol 105-67-9	<0.030 mg/l	<0.030 mg/l	<0.030 mg/l	<0.030 mg/l	1	
2,4-dinitrophenol 51-28-5	<0.050 mg/l	<0.050 mg/l	<0.050 mg/l	<0.050 mg/l	1	

Outfall S8

Parts B and C Continued

Pollutant and CAS Number (if availible)	Maximum Values (include units)		Average Values (include units)		Number of Storm Events Sampled	Sources of Pollutants
	Grab Sample Taken During First 30 Minutes	Flow-weighted Composite	Grab Sample Taken During First 30 Minutes	Flow-weighted Composite		
2-methyl-4,6-dinitrophenol 534-52-1	<0.050 mg/l	<0.050 mg/l	<0.050 mg/l	<0.050 mg/l	1	
2-nitrophenol 88-75-5	<0.030 mg/l	<0.030 mg/l	<0.030 mg/l	<0.030 mg/l	1	
4-chloro-3-methyl phenol 59-50-7	<0.030 mg/l	<0.030 mg/l	<0.030 mg/l	<0.030 mg/l	1	
4-nitrophenol 100-02-7	<0.050 mg/l	<0.050 mg/l	<0.050 mg/l	<0.050 mg/l	1	
pentachlorophenol 87-86-5	<0.050 mg/l	<0.050 mg/l	<0.050 mg/l	<0.050 mg/l	1	
phenol 108-95-2	<0.030 mg/l	<0.030 mg/l	<0.030 mg/l	<0.030 mg/l	1	
4,4'--DDD 72-54-8	<0.00001mg/l	<0.00001mg/l	<0.00001 mg/l	<0.00001 mg/l	1	
4,4'--DDE 72-55-9	<0.00001 mg/l	<0.00001mg/l	<0.00001 mg/l	<0.00001 mg/l	1	
4,4'-DDT 50-29-3	<0.00001 mg/l	<0.00001mg/l	<0.00001 mg/l	<0.00001 mg/l	1	
aldrin 309-00-2	<0.00001 mg/l	<0.00001mg/l	<0.00001 mg/l	<0.00001 mg/l	1	
chlordane 57-74-9	<0.00002 mg/l	<0.00002 mg/l	<0.00002 mg/l	<0.00002 mg/l	1	
dieldrin 60-57-1	<0.00001 mg/l	<0.00001mg/l	<0.00001 mg/l	<0.00001 mg/l	1	
endosulfan I 959-98-8	<0.00001 mg/l	<0.00001mg/l	<0.00001 mg/l	<0.00001 mg/l	1	
endosulfan II 33213-65-9	<0.00001 mg/l	<0.00001mg/l	<0.00001 mg/l	<0.00001 mg/l	1	
endosulfan sulfate 1031-07-8	<0.00001 mg/l	<0.00001mg/l	<0.00001 mg/l	<0.00001 mg/l	1	
endrin 72-20-8	<0.00005 mg/l	<0.00005 mg/l	<0.00005 mg/l	<0.00005 mg/l	1	
endrin aldehyde 7421-93-4	<0.00001 mg/l	<0.00001 mg/l	<0.00001 mg/l	<0.00001 mg/l	1	
heptachlor 76-44-8	<0.00001 mg/l	<0.00001mg/l	<0.00001 mg/l	<0.00001 mg/l	1	
heptachlor epoxide 1024-57-3	<0.00001 mg/l	<0.00001mg/l	<0.00001 mg/l	<0.00001 mg/l	1	
toxaphene 8001-35-2	<0.0002 mg/l	<0.0002 mg/l	<0.0002 mg/l	<0.0002 mg/l	1	
alpha-BHC 319-84-6	<0.00001 mg/l	<0.00001mg/l	<0.00001 mg/l	<0.00001 mg/l	1	
beta-BHC 319-85-7	<0.00001 mg/l	<0.00001mg/l	<0.00001 mg/l	<0.00001 mg/l	1	
delta-BHC 319-86-8	<0.00001 mg/l	<0.00001 mg/l	<0.00001 mg/l	<0.00001 mg/l	1	
gamma-BHC 58-89-8	<0.00001 mg/l	<0.00001 mg/l	<0.00001 mg/l	<0.00001 mg/l	1	
2-chlorophenol 95-57-8	<0.030 mg/l	<0.030 mg/l	<0.030 mg/l	<0.030 mg/l	1	
Aroclor-1242 53469-21-9	<0.0005 mg/l	<0.0005 mg/l	<0.0005 mg/l	<0.0005 mg/l	1	
Aroclor-1254 11097-69-1	<0.0005 mg/l	<0.0005 mg/l	<0.0005 mg/l	<0.0005 mg/l	1	
Aroclor-1221 11104-28-2	<0.0005 mg/l	<0.0005 mg/l	<0.0005 mg/l	<0.0005 mg/l	1	
Aroclor-1232 11141-16-5	<0.0005 mg/l	<0.0005 mg/l	<0.0005 mg/l	<0.0005 mg/l	1	
Aroclor-1248 12672-29-6	<0.0005 mg/l	<0.0005 mg/l	<0.0005 mg/l	<0.0005 mg/l	1	
Aroclor-1260 11096-82-5	<0.0005 mg/l	<0.0005 mg/l	<0.0005 mg/l	<0.0005 mg/l	1	
Aroclor-1016 12674-11-2	<0.0005 mg/l	<0.0005 mg/l	<0.0005 mg/l	<0.0005 mg/l	1	
Cresols	<0.010 mg/l	<0.010 mg/l	<0.010 mg/l	<0.010 mg/l	1	
Acrolein	<0.010 mg/l	<0.010 mg/l	<0.010 mg/l	<0.010 mg/l	1	
Acrylonitrile	<0.010 mg/l	<0.010 mg/l	<0.010 mg/l	<0.010 mg/l	1	
1,2-diphenylhydrazine (azobenzene)	Results pending	Results pending	Results pending	Results pending	1	

EPA ID Number (copy from Item 1 of Form1)

Outfall S9

Form Approved OMB No. 2040-0086
Approval expires 5-31-92

VII. Discharge Information (continued from page 3 of Form 2F)

Part A - You must provide the results of at least one analysis for every pollutant in this table. Complete one table for each outfall. See instructions for additional details.

Pollutant and CAS Number (if availible)	Maximum Values (include units)		Average Values (include units)		Number of Storm Events Sampled	Sources of Pollutants
	Grab Sample Taken During First 30 Minutes	Flow-weighted Composite	Grab Sample Taken During First 30 Minutes	Flow-weighted Composite		
Oil and Grease	4 mg/l		4 mg/l		1	
Biological Oxygen Demand (BOD5)	10.30 mg/l	8.89 mg/l	10.30 mg/l	8.89 mg/l	1	
Chemical Oxygen Demand (COD)	<5 mg/l	37 mg/l	<5 mg/l	37 mg/l	1	
Total Suspended Solids (TSS)	80 mg/l	64 mg/l	80 mg/l	64 mg/l	1	
Total Kjeldahl Nitrogen	0.8 mg/l	0.7 mg/l	0.8 mg/l	0.7 mg/l	1	
Nitrate plus Nitrite Nitrogen	0.4 mg/l	0.7 mg/l	0.4 mg/l	0.7 mg/l	1	
Total Phosphorus	0.30 mg/l	0.21 mg/l	0.30 mg/l	0.21 mg/l	1	
pH	Minimum 8.3	Maximum 8.3	Minimum 8.3	Maximum 8.3		

Part B - List each pollutant that is limited in an effluent guideline which the facility is subject to or any pollutant listed in the facility's NPDES permit for its process wastewater (if the facility is operating under an existing NPDES permit). Complete one table for each outfall. See the instructions for additional details and requirements.

Pollutant and CAS Number (if availible)	Maximum Values (include units)		Average Values (include units)		Number of Storm Events Sampled	Sources of Pollutants
	Grab Sample Taken During First 30 Minutes	Flow-weighted Composite	Grab Sample Taken During First 30 Minutes	Flow-weighted Composite		
Antimony 7440-36-0	<0.003 mg/l	<0.003 mg/l	<0.003 mg/l	<0.003 mg/l	1	
Cyanide	<0.002 mg/l		<0.002 mg/l		1	
Mercury 7439-97-6	<0.0002 mg/l	<0.0002 mg/l	<0.0002 mg/l	<0.0002 mg/l	1	
Phenols	0.003 mg/l		0.003 mg/l		1	
Selenium 7782-49-2	<0.002 mg/l	<0.002 mg/l	<0.002 mg/l	<0.002 mg/l	1	
Sulfate	44 mg/l	67 mg/l	44 mg/l	67 mg/l	1	
Surfactants	<0.05 mg/l	<0.05 mg/l	<0.05 mg/l	<0.05 mg/l	1	
Aluminum 7429-90-5	3.54 mg/l	3.34 mg/l	3.54 mg/l	3.34 mg/l	1	
Arsenic 7440-38-2	<0.04 mg/l	<0.04 mg/l	<0.04 mg/l	<0.04 mg/l	1	
Boron 7440-42-8	0.022 mg/l	0.020 mg/l	0.022 mg/l	0.020 mg/l	1	
Beryllium 7440-41-7	<0.0004mg/l	<0.0004mg/l	<0.0004mg/l	<0.0004mg/l	1	
Cadmium 7440-43-9	<0.004 mg/l	<0.004 mg/l	<0.004 mg/l	<0.004 mg/l	1	
Calcium 7440-70-2	44 mg/l	42.3 mg/l	44 mg/l	42.3 mg/l	1	
Chromium 7440-47-3	<0.006 mg/l	<0.006 mg/l	<0.006 mg/l	<0.006 mg/l	1	
Cobalt 7440-48-4	0.002 mg/l	<0.002 mg/l	0.002 mg/l	<0.002 mg/l	1	
Copper 7440-50-8	<0.006 mg/l	<0.006 mg/l	<0.006 mg/l	<0.006 mg/l	1	
Iron 7439-89-6	4.61 mg/l	4.18 mg/l	4.61 mg/l	4.18 mg/l	1	
Lead 7439-92-1	<0.02 mg/l	<0.02 mg/l	<0.02 mg/l	<0.02 mg/l	1	
Lithium 7439-93-2	<0.02 mg/l	<0.02 mg/l	<0.02 mg/l	<0.02 mg/l	1	
Magnesium 7439-95-4	6.90 mg/l	6.68 mg/l	6.90 mg/l	6.68 mg/l	1	
Manganese 7439-96-5	0.161 mg/l	0.132 mg/l	0.161 mg/l	0.132 mg/l	1	
Molybdenum 7439-98-7	<0.006 mg/l	<0.006 mg/l	<0.006 mg/l	<0.006 mg/l	1	
Nickel 7440-02-0	<0.008 mg/l	<0.008 mg/l	<0.008 mg/l	<0.008 mg/l	1	
Potassium 7440-09-7	8.0 mg/l	7.8 mg/l	8.0 mg/l	7.8 mg/l	1	
Silver 7440-22-4	<0.006 mg/l	<0.006 mg/l	<0.006 mg/l	<0.006 mg/l	1	
Sodium 7440-23-5	3.81 mg/l	3.97 mg/l	3.81 mg/l	3.97 mg/l	1	
Titanium 7440-32-6	0.04 mg/l	0.04 mg/l	0.04 mg/l	0.04 mg/l	1	
Zinc 7440-66-6	0.03 mg/l	0.03 mg/l	0.03 mg/l	0.03 mg/l	1	

Continued from front.

Part C- List each pollutant shown in Tables 2F-2, 2F-3, and 2F4 that you know or have reason to believe is present. See the instructions for additional details and requirements. Compl one table for each outfall.

Pollutant and CAS Number (if availible)	Maximum Values (include units)		Average Values (include units)		Number of Storm Events Sampled	Sources of Pollutants
	Grab Sample Taken During First 30 Minutes	Flow-weighted Composite	Grab Sample Taken During First 30 Minutes	Flow-weighted Composite		
1,1,1,-trichloroethane 71-55-6	<0.010 mg/l		<0.010 mg/l		1	
1,1,2,2-tetrachloroethane 79-34-5	<0.010 mg/l		<0.010 mg/l		1	
1,1,2- trichloroethane 79-00-5	<0.010 mg/l		<0.010 mg/l		1	
1,1-dichloroethane 75-34-3	<0.010 mg/l		<0.010 mg/l		1	
1,1-dichloroethylene 75-35-4	<0.010 mg/l		<0.010 mg/l		1	
1,2-dichloroethane 107-06-2	<0.010 mg/l		<0.010 mg/l		1	
1,2-dichloropropane 78-87-5	<0.010 mg/l		<0.010 mg/l		1	
2-chloroethylvinylether 110-75-8	<0.010 mg/l		<0.010 mg/l		1	
benzene 71-43-2	<0.010 mg/l		<0.010 mg/l		1	
bromodichloromethane 75-27-4	<0.010 mg/l		<0.010 mg/l		1	
bromoform 75-25-2	<0.010 mg/l		<0.010 mg/l		1	
bromomethane 74-83-9	<0.010 mg/l		<0.010 mg/l		1	
carbon tetrachloride 56-23-5	<0.010 mg/l		<0.010 mg/l		1	
chlorobenzene 108-90-7	<0.010 mg/l		<0.010 mg/l		1	
chloroethane 75-00-3	<0.010 mg/l		<0.010 mg/l		1	
chloroform 67-66-3	<0.010 mg/l		<0.010 mg/l		1	
chloromethane 74-87-3	<0.010 mg/l		<0.010 mg/l		1	
dibromochloromethane 124-48-1	<0.010 mg/l		<0.010 mg/l		1	
ethylbenzene 100-41-4	<0.010 mg/l		<0.010 mg/l		1	
toluene 108-88-3	<0.010 mg/l		<0.010 mg/l		1	
vinyl chloride 75-01-4	<0.010 mg/l		<0.010 mg/l		1	
1,3-dichloropropene 10061-01-5	<0.010 mg/l		<0.010 mg/l		1	
trans-1,2-dichloroethene 156-60-5	<0.010 mg/l		<0.010 mg/l		1	
alpha activity 12587-46-1	2.3 pci/l	7.3 pci/l	2.3 pci/l	7.3 pci/l	1	
beta activity 12587-46-1	17.4 pci/l	14.0 pci/l	17.4 pci/l	14.0 pci/l	1	
fecal coliform	33,000 co/.1L	30,000 co/.1L	33,000 co/.1L	30,000 co/.1L	1	
Thallium 7440-28-0	<0.001 mg/l	<0.001 mg/l	<0.001 mg/l	<0.001 mg/l	1	
Uranium 7440-61-1	0.002 mg/l	0.002 mg/l	0.002 mg/l	0.002 mg/l	1	
Gamma activity	16 pci/l	1.6 pci/l	16 pci/l	1.6 pci/l	1	

Part D- Provide data for the sorm event(s) which resulted in the maximum values for the flow weighted composite sample.

1. Date of Storm Event	2. Duration of Storm (in minutes)	3. Total rainfall during storm event (in inches)	4. Number of hours between beginning of storm measured and end of previous measurable rain event	5. Maximum flow rate during rain event (gallons/min or specify units)	6. Total flow from rain event (gallons or specify units)	7. Season sample was taken	8. Form of Precipitation (rainfall, snowmelt)
10/14/91-10/15/91	650	1.6	226.25	204	133,065	Fall	Rainfall

9. Provide a description of the method of flow measurement or estimate.

An ISCO 3230 Flow meter was used to obtain water level readings. This instrument was calibrated with the normal dry weather flow, if present, as level zero. The flow meter was programmed with the characteristics of the conveyance so that flow rates and total flows could be calculated by the meter.

Outfall S9

Parts B and C Continued

Pollutant and CAS Number (if availible)	Maximum Values (include units)		Average Values (include units)		Number of Storm Events Sampled	Sources of Pollutants
	Grab Sample Taken During First 30 Minutes	Flow-weighted Composite	Grab Sample Taken During First 30 Minutes	Flow-weighted Composite		
Barium 7440-39-3	0.0686 mg/l	0.0679 mg/l	0.0686 mg/l	0.0679 mg/l	1	
methylene chloride 75-09-2	<0.010 mg/l		<0.010 mg/l		1	
tetrachloroethane 127-18-4	<0.010 mg/l		<0.010 mg/l		1	
trichloroethane 79-01-6	<0.010 mg/l		<0.010 mg/l		1	
Xylenes	<0.010 mg/l		<0.010 mg/l		1	
1,2,4-trichlorobenzene 120-82-1	<0.010 mg/l	<0.010 mg/l	<0.010 mg/l	<0.010 mg/l	1	
1,2-dichlorobenzene 95-50-1	<0.010 mg/l	<0.010 mg/l	<0.010 mg/l	<0.010 mg/l	1	
1,3-dichlorobenzene 541-73-1	<0.010 mg/l	<0.010 mg/l	<0.010 mg/l	<0.010 mg/l	1	
1,4-dichlorobenzene 106-46-7	<0.010 mg/l	<0.010 mg/l	<0.010 mg/l	<0.010 mg/l	1	
2,4-dinitrotoluene 121-14-2	<0.010 mg/l	<0.010 mg/l	<0.010 mg/l	<0.010 mg/l	1	
2,6-dinitrotoluene 606-20-2	<0.010 mg/l	<0.010 mg/l	<0.010 mg/l	<0.010 mg/l	1	
2-chloronaphthalene 91-58-7	<0.010 mg/l	<0.010 mg/l	<0.010 mg/l	<0.010 mg/l	1	
3,3'-dichlorobenzidine 91-94-1	<0.010 mg/l	<0.010 mg/l	<0.010 mg/l	<0.010 mg/l	1	
4-bromophenylphenyl ether 101-55-3	<0.010 mg/l	<0.010 mg/l	<0.010 mg/l	<0.010 mg/l	1	
4-chlorophenylphenyl ether 7005-72-3	<0.010 mg/l	<0.010 mg/l	<0.010 mg/l	<0.010 mg/l	1	
acenaphthene 83-32-9	<0.010 mg/l	<0.010 mg/l	<0.010 mg/l	<0.010 mg/l	1	
acenaphthylene 208-96-8	<0.010 mg/l	<0.010 mg/l	<0.010 mg/l	<0.010 mg/l	1	
anthracene 120-12-7	<0.010 mg/l	<0.010 mg/l	<0.010 mg/l	<0.010 mg/l	1	
benzidine 92-87-5	<0.030 mg/l	<0.030 mg/l	<0.030 mg/l	<0.030 mg/l	1	
benzo(a)anthracene 56-55-3	<0.010 mg/l	<0.010 mg/l	<0.010 mg/l	<0.010 mg/l	1	
benzo(a)pyrene 50-32-8	<0.010 mg/l	<0.010 mg/l	<0.010 mg/l	<0.010 mg/l	1	
benzo(b)fluoranthene 205-99-2	<0.010 mg/l	<0.010 mg/l	<0.010 mg/l	<0.010 mg/l	1	
benzo(ghi)perylene 191-24-2	<0.010 mg/l	<0.010 mg/l	<0.010 mg/l	<0.010 mg/l	1	
benzo(k)fluoranthene 207-08-9	<0.010 mg/l	<0.010 mg/l	<0.010 mg/l	<0.010 mg/l	1	
benzyl butyl phthalate 85-68-7	<0.010 mg/l	<0.010 mg/l	<0.010 mg/l	<0.010 mg/l	1	
bis(2-chloroethoxy)methane 111-91-1	<0.010 mg/l	<0.010 mg/l	<0.010 mg/l	<0.010 mg/l	1	
bis(2-chloroethyl)ether 111-44-4	<0.010 mg/l	<0.010 mg/l	<0.010 mg/l	<0.010 mg/l	1	
bis(2-chloroisopropyl) ether 108-60-1	<0.010 mg/l	<0.010 mg/l	<0.010 mg/l	<0.010 mg/l	1	
bis(2-ethylhexyl)phthalate 117-81-7	<0.010 mg/l	<0.010 mg/l	<0.010 mg/l	<0.010 mg/l	1	
chrysene 218-01-9	<0.010 mg/l	<0.010 mg/l	<0.010 mg/l	<0.010 mg/l	1	
di-n-butyl phthalate 84-74-2	<0.010 mg/l	<0.010 mg/l	<0.010 mg/l	<0.010 mg/l	1	
di-n-octyl phthalate 117-84-0	<0.010 mg/l	<0.010 mg/l	<0.010 mg/l	<0.010 mg/l	1	
dibenzo(a,h)anthracene 53-70-3	<0.010 mg/l	<0.010 mg/l	<0.010 mg/l	<0.010 mg/l	1	
diethyl phthalate 84-66-2	<0.010 mg/l	<0.010 mg/l	<0.010 mg/l	<0.010 mg/l	1	
dimethyl phthalate 131-11-3	<0.010 mg/l	<0.010 mg/l	<0.010 mg/l	<0.010 mg/l	1	
fluoranthene 206-44-0	<0.010 mg/l	<0.010 mg/l	<0.010 mg/l	<0.010 mg/l	1	
fluorene 86-73-7	<0.010 mg/l	<0.010 mg/l	<0.010 mg/l	<0.010 mg/l	1	
hexachlorobenzene 118-74-1	<0.010 mg/l	<0.010 mg/l	<0.010 mg/l	<0.010 mg/l	1	
hexachlorobutadiene 87-68-3	<0.010 mg/l	<0.010 mg/l	<0.010 mg/l	<0.010 mg/l	1	
hexachlorocyclopentadiene 77-47-4	<0.010 mg/l	<0.010 mg/l	<0.010 mg/l	<0.010 mg/l	1	
hexachloroethane 67-72-1	<0.010 mg/l	<0.010 mg/l	<0.010 mg/l	<0.010 mg/l	1	
indeno(1,2,3-cd)pyrene 193-39-5	<0.010 mg/l	<0.010 mg/l	<0.010 mg/l	<0.010 mg/l	1	
isophorone 78-59-1	<0.010 mg/l	<0.010 mg/l	<0.010 mg/l	<0.010 mg/l	1	
N-nitrosodi-n-propylamine 621-64-7	<0.010 mg/l	<0.010 mg/l	<0.010 mg/l	<0.010 mg/l	1	
N-nitrosodimethylamine 62-75-9	<0.010 mg/l	<0.010 mg/l	<0.010 mg/l	<0.010 mg/l	1	
N-nitrosodiphenylamine 86-30-6	<0.010 mg/l	<0.010 mg/l	<0.010 mg/l	<0.010 mg/l	1	
naphthalene 91-20-3	<0.010 mg/l	<0.010 mg/l	<0.010 mg/l	<0.010 mg/l	1	
nitrobenzene 98-95-3	<0.010 mg/l	<0.010 mg/l	<0.010 mg/l	<0.010 mg/l	1	
phenanthrene 85-01-8	<0.010 mg/l	<0.010 mg/l	<0.010 mg/l	<0.010 mg/l	1	
pyrene 129-00-0	<0.010 mg/l	<0.010 mg/l	<0.010 mg/l	<0.010 mg/l	1	
2,4,6-trichlorophenol 88-06-2	<0.030 mg/l	<0.030 mg/l	<0.030 mg/l	<0.030 mg/l	1	
2,4-dichlorophenol 120-83-2	<0.030 mg/l	<0.030 mg/l	<0.030 mg/l	<0.030 mg/l	1	
2,4-dimethylphenol 105-67-9	<0.030 mg/l	<0.030 mg/l	<0.030 mg/l	<0.030 mg/l	1	
2,4-dinitrophenol 51-28-5	<0.030 mg/l	<0.030 mg/l	<0.030 mg/l	<0.030 mg/l	1	

Outfall S9

Parts B and C Continued

Pollutant and CAS Number (if availible)	Maximum Values (include units)		Average Values (include units)		Number of Storm Events Sampled	Sources of Pollutants
	Grab Sample Taken During First 30 Minutes	Flow-weighted Composite	Grab Sample Taken During First 30 Minutes	Flow-weighted Composite		
2-methyl-4,6-dinitrophenol 534-52-1	<0.030 mg/l	<0.030 mg/l	<0.030 mg/l	<0.030 mg/l	1	
2-nitrophenol 88-75-5	<0.030 mg/l	<0.030 mg/l	<0.030 mg/l	<0.030 mg/l	1	
4-chloro-3-methyl phenol 59-50-7	<0.030 mg/l	<0.030 mg/l	<0.030 mg/l	<0.030 mg/l	1	
4-nitrophenol 100-02-7	<0.030 mg/l	<0.030 mg/l	<0.030 mg/l	<0.030 mg/l	1	
pentachlorophenol 87-86-5	<0.030 mg/l	<0.030 mg/l	<0.030 mg/l	<0.030 mg/l	1	
phenol 108-95-2	<0.030 mg/l	<0.030 mg/l	<0.030 mg/l	<0.030 mg/l	1	
4,4'--DDD 72-54-8	<0.00001 mg/l	<0.00001mg/l	<0.00001 mg/l	<0.00001 mg/l	1	
4,4'--DDE 72-55-9	<0.00001 mg/l	<0.00001mg/l	<0.00001 mg/l	<0.00001 mg/l	1	
4,4'-DDT 50-29-3	<0.00001 mg/l	<0.00001mg/l	<0.00001 mg/l	<0.00001 mg/l	1	
aldrin 309-00-2	<0.00001 mg/l	<0.00001mg/l	<0.00001 mg/l	<0.00001 mg/l	1	
chlordane 57-74-9	<0.00002 mg/l	<0.00002 mg/l	<0.00002 mg/l	<0.00002 mg/l	1	
dieldrin 60-57-1	<0.00001 mg/l	<0.00001mg/l	<0.00001 mg/l	<0.00001 mg/l	1	
endosulfan I 959-98-8	<0.00001 mg/l	<0.00001mg/l	<0.00001 mg/l	<0.00001 mg/l	1	
endosulfan II 33213-65-9	<0.00001 mg/l	<0.00001mg/l	<0.00001 mg/l	<0.00001 mg/l	1	
endosulfan sulfate 1031-07-8	<0.00001 mg/l	<0.00001mg/l	<0.00001 mg/l	<0.00001 mg/l	1	
endrin 72-20-8	<0.00005 mg/l	<0.00005 mg/l	<0.00005 mg/l	<0.00005 mg/l	1	
endrin aldehyde 7421-93-4	<0.00001 mg/l	<0.00001mg/l	<0.00001 mg/l	<0.00001 mg/l	1	
heptachlor 76-44-8	<0.00001 mg/l	<0.00001mg/l	<0.00001 mg/l	<0.00001 mg/l	1	
heptachlor epoxide 1024-57-3	<0.00001 mg/l	<0.00001mg/l	<0.00001 mg/l	<0.00001 mg/l	1	
toxaphene 8001-35-2	<0.0002 mg/l	<0.0002 mg/l	<0.0002 mg/l	<0.0002 mg/l	1	
alpha-BHC 319-84-6	<0.00001 mg/l	<0.00001mg/l	<0.00001 mg/l	<0.00001 mg/l	1	
beta-BHC 319-85-7	<0.00001 mg/l	<0.00001mg/l	<0.00001 mg/l	<0.00001 mg/l	1	
delta-BHC 319-86-8	<0.00001 mg/l	<0.00001mg/l	<0.00001 mg/l	<0.00001 mg/l	1	
gamma-BHC 58-89-8	<0.00001 mg/l	<0.00001 mg/l	<0.00001 mg/l	<0.00001 mg/l	1	
2-chlorophenol 95-57-8	<0.030 mg/l	<0.030 mg/l	<0.030 mg/l	<0.030 mg/l	1	
Aroclor-1242 53469-21-9	<0.0005 mg/l	<0.0005 mg/l	<0.0005 mg/l	<0.0005 mg/l	1	
Aroclor-1254 11097-69-1	<0.0005 mg/l	<0.0005 mg/l	<0.0005 mg/l	<0.0005 mg/l	1	
Aroclor-1221 11104-28-2	<0.0005 mg/l	<0.0005 mg/l	<0.0005 mg/l	<0.0005 mg/l	1	
Aroclor-1232 11141-16-5	<0.0005 mg/l	<0.0005 mg/l	<0.0005 mg/l	<0.0005 mg/l	1	
Aroclor-1248 12672-29-6	<0.0005 mg/l	<0.0005 mg/l	<0.0005 mg/l	<0.0005 mg/l	1	
Aroclor-1260 11096-82-5	<0.0005 mg/l	<0.0005 mg/l	<0.0005 mg/l	<0.0005 mg/l	1	
Aroclor-1016 12674-11-2	<0.0005 mg/l	<0.0005 mg/l	<0.0005 mg/l	<0.0005 mg/l	1	
Cresols	<0.030 mg/l	<0.030 mg/l	<0.030 mg/l	<0.030 mg/l	1	
Acrolein	<0.010 mg/l	<0.010 mg/l	<0.010 mg/l	<0.010 mg/l	1	
Acrylonitrile	<0.010 mg/l	<0.010 mg/l	<0.010 mg/l	<0.010 mg/l	1	
1,2-diphenylhydrazine (azobenzene)	results pending	results pending	results pending	results pending	1	

EPA ID Number (copy from Item 1 of Form1)

Outfall S10

Form Approved OMB No. 2040-0086
Approval expires 5-31-92

VII. Discharge Information (continued from page 3 of Form 2F)

Part A - You must provide the results of at least one analysis for every pollutant in this table. Complete one table for each outfall. See instructions for additional details.

Pollutant and CAS Number (if available)	Maximum Values (include units)		Average Values (include units)		Number of Storm Events Sampled	Sources of Pollutants
	Grab Sample Taken During First 30 Minutes	Flow-weighted Composite	Grab Sample Taken During First 30 Minutes	Flow-weighted Composite		
Oil and Grease	3 mg/l		3 mg/l		1	
Biological Oxygen Demand (BOD5)	10.32 mg/l	<5 mg/l	10.32 mg/l	<5 mg/l	1	
Chemical Oxygen Demand (COD)	39 mg/l	51 mg/l	39 mg/l	51 mg/l	1	
Total Suspended Solids (TSS)	52 mg/l	7.0 mg/l	52 mg/l	7.0 mg/l	1	
Total Kjeldahl Nitrogen	1.5 mg/l	0.8 mg/l	1.5 mg/l	0.8 mg/l	1	
Nitrate plus Nitrite Nitrogen	0.2 mg/l	0.7 mg/l	0.2 mg/l	0.7 mg/l	1	
Total Phosphorus	0.17 mg/l	0.12 mg/l	0.17 mg/l	0.12 mg/l	1	
pH	Minimum 8.0	Maximum 8.0	Minimum 8.0	Maximum 8.0		

Part B - List each pollutant that is limited in an effluent guideline which the facility is subject to or any pollutant listed in the facility's NPDES permit for its process wastewater (if the facility is operating under an existing NPDES permit). Complete one table for each outfall. See the instructions for additional details and requirements.

Pollutant and CAS Number (if available)	Maximum Values (include units)		Average Values (include units)		Number of Storm Events Sampled	Sources of Pollutants
	Grab Sample Taken During First 30 Minutes	Flow-weighted Composite	Grab Sample Taken During First 30 Minutes	Flow-weighted Composite		
Antimony 7440-36-0	<0.003 mg/l	<0.003 mg/l	<0.003 mg/l	<0.003 mg/l	1	
Cyanide	<0.002 mg/l		<0.002 mg/l		1	
Mercury 7439-97-6	<0.0002 mg/l	<0.0002 mg/l	<0.0002 mg/l	<0.0002 mg/l	1	
Phenols	0.003 mg/l		0.003 mg/l		1	
Selenium 7782-49-2	<0.002 mg/l	<0.002 mg/l	<0.002 mg/l	<0.002 mg/l	1	
Sulfate	75 mg/l	82 mg/l	75 mg/l	82 mg/l	1	
Surfactants	<0.05 mg/l	<0.05 mg/l	<0.05 mg/l	<0.05 mg/l	1	
Aluminum 7429-90-5	1.97 mg/l	0.32 mg/l	1.97 mg/l	0.32 mg/l	1	
Arsenic 7440-38-2	<0.04 mg/l	<0.04 mg/l	<0.04 mg/l	<0.04 mg/l	1	
Boron 7440-42-8	0.021 mg/l	0.016 mg/l	0.021 mg/l	0.016 mg/l	1	
Beryllium 7440-41-7	<0.0004mg/l	<0.0004mg/l	<0.0004mg/l	<0.0004mg/l	1	
Cadmium 7440-43-9	<0.004 mg/l	<0.004 mg/l	<0.004 mg/l	<0.004 mg/l	1	
Calcium 7440-70-2	39.9 mg/l	43.2 mg/l	39.9 mg/l	43.2 mg/l	1	
Chromium 7440-47-3	<0.006 mg/l	<0.006 mg/l	<0.006 mg/l	<0.006 mg/l	1	
Cobalt 7440-48-4	0.002 mg/l	<0.002 mg/l	0.002 mg/l	<0.002 mg/l	1	
Copper 7440-50-8	<0.006 mg/l	<0.006 mg/l	<0.006 mg/l	<0.006 mg/l	1	
Iron 7439-89-6	2.12 mg/l	0.30 mg/l	2.12 mg/l	0.30 mg/l	1	
Lead 7439-92-1	<0.02 mg/l	<0.02 mg/l	<0.02 mg/l	<0.02 mg/l	1	
Lithium 7439-93-2	<0.02 mg/l	<0.02 mg/l	<0.02 mg/l	<0.02 mg/l	1	
Magnesium 7439-95-4	6.12 mg/l	5.59 mg/l	6.12 mg/l	5.59 mg/l	1	
Manganese 7439-96-5	0.213 mg/l	0.027 mg/l	0.213 mg/l	0.027 mg/l	1	
Molybdenum 7439-98-7	<0.006 mg/l	<0.006 mg/l	<0.006 mg/l	<0.006 mg/l	1	
Nickel 7440-02-0	<0.008 mg/l	<0.008 mg/l	<0.008 mg/l	<0.008 mg/l	1	
Potassium 7440-09-7	6.3 mg/l	3.6 mg/l	6.3 mg/l	3.6 mg/l	1	
Silver 7440-22-4	<0.006 mg/l	<0.006 mg/l	<0.006 mg/l	<0.006 mg/l	1	
Sodium 7440-23-5	0.99 mg/l	1.04 mg/l	0.99 mg/l	1.04 mg/l	1	
Titanium 7440-32-6	0.03 mg/l	<0.01 mg/l	0.03 mg/l	<0.01 mg/l	1	
Zinc 7440-66-6	0.06 mg/l	0.02 mg/l	0.06 mg/l	0.02 mg/l	1	

Continue on Reverse

Continued from front.

Part C- List each pollutant shown in Tables 2F-2, 2F-3, and 2F4 that you know or have reason to believe is present. See the instructions for additional details and requirements. Complete one table for each outfall.

Pollutant and CAS Number (if availible)	Maximum Values (include units)		Average Values (include units)		Number of Storm Events Sampled	Sources of Pollutants
	Grab Sample Taken During First 30 Minutes	Flow-weigrted Composite	Grab Sample Taken During First 30 Minutes	Flow-weighted Composite		
1,1,1,-trichloroethane 71-55-6	<0.010 mg/l		<0.010 mg/l		1	
1,1,2,2-tetrachloroethane 79-34-5	<0.010 mg/l		<0.010 mg/l		1	
1,1,2- trichloroethane 79-00-5	<0.010 mg/l		<0.010 mg/l		1	
1,1-dichloroethane 75-34-3	<0.010 mg/l		<0.010 mg/l		1	
1,1-dichloroethylene 75-35-4	<0.010 mg/l		<0.010 mg/l		1	
1,2-dichloroethane 107-06-2	<0.010 mg/l		<0.010 mg/l		1	
1,2-dichloropropane 78-87-5	<0.010 mg/l		<0.010 mg/l		1	
2-chloroethylvinylether 110-75-8	<0.010 mg/l		<0.010 mg/l		1	
benzene 71-43-2	<0.010 mg/l		<0.010 mg/l		1	
bromodichloromethane 75-27-4	<0.010 mg/l		<0.010 mg/l		1	
bromoform 75-25-2	<0.010 mg/l		<0.010 mg/l		1	
bromomethane 74-83-9	<0.010 mg/l		<0.010 mg/l		1	
carbon tetrachloride 56-23-5	<0.010 mg/l		<0.010 mg/l		1	
chlorobenzene 108-90-7	<0.010 mg/l		<0.010 mg/l		1	
chloroethane 75-00-3	<0.010 mg/l		<0.010 mg/l		1	
chloroform 67-66-3	<0.010 mg/l		<0.010 mg/l		1	
chloromethane 74-87-3	<0.010 mg/l		<0.010 mg/l		1	
dibromochloromethane 124-48-1	<0.010 mg/l		<0.010 mg/l		1	
ethylbenzene 100-41-4	<0.010 mg/l		<0.010 mg/l		1	
toluene 108-88-3	<0.010 mg/l		<0.010 mg/l		1	
vinyl chloride 75-01-4	<0.010 mg/l		<0.010 mg/l		1	
1,3-dichloropropene 10061-01-5	<0.010 mg/l		<0.010 mg/l		1	
trans-1,2-dichloroethane 156-60-5	<0.010 mg/l		<0.010 mg/l		1	
alpha activity 12587-46-1	6.5 pci/l	8.8 pci/l	6.5 pci/l	8.8 pci/l	1	
beta activity 12587-46-1	11.4 pci/l	12.1 pci/l	11.4 pci/l	12.1 pci/l	1	
fecal coliform	10,000 co/.1L	2,000 co/.1L	10,000 co/.1L	2,000 co/.1L	1	
Thallium 7440-28-0	<0.001 mg/l	<0.001 mg/l	<0.001 mg/l	<0.001 mg/l	1	
Uranium 7440-61-1	0.013 mg/l	0.019 mg/l	0.013 mg/l	0.019 mg/l	1	
Gamma activity	850 pci/l	450 pci/l	850 pci/l	450 pci/l	1	

Part D- Provide data for the sorm event(s) which resulted in the maximum values for the flow weighted composite sample.

1. Date of Storm Event	2. Duration of Storm (in minutes)	3. Total rainfall during storm event (in inches)	4. Number of hours between beginning of storm measured and end of previous measurable rain event	5. Maximum flow rate during rain event (gallons/min or specify units)	6. Total flow from rain event (gallons or specify units)	7. Season sample was taken	8. Form of Precipitation (rainfall, snowmelt)
10/14/91-10/15/91	650	1.5	226.25	141	105,106	Fall	Rainfall

9. Provide a description of the method of flow measurement or estimate.

An ISCO 3230 Flow meter was used to obtain water level readings. This instrument was calibrated with the normal dry weather flow, if present, as lev zero. The flow meter was programmed with the characteristics of the conveyance so that flow rates and total flows could be calculated by the meter.

Outfall S10

Parts B and C Continued

Pollutant and CAS Number (if availible)	Maximum Values (include units)		Average Values (include units)		Number of Storm Events Sampled	Sources of Pollutants
	Grab Sample Taken During First 30 Minutes	Flow-weighted Composite	Grab Sample Taken During First 30 Minutes	Flow-weighted Composite		
Barium 7440-39-3	0.0536 mg/l	0.0541 mg/l	0.0536 mg/l	0.0541 mg/l	1	
methylene chloride 75-09-2	<0.010 mg/l		<0.010 mg/l		1	
tetrachloroethene 127-18-4	<0.010 mg/l		<0.010 mg/l		1	
trichloroethene 79-01-6	<0.010 mg/l		<0.010 mg/l		1	
Xylenes	<0.010 mg/l		<0.010 mg/l		1	
1,2,4-trichlorobenzene 120-82-1	<0.010 mg/l	<0.010 mg/l	<0.010 mg/l	<0.010 mg/l	1	
1,2-dichlorobenzene 95-50-1	<0.010 mg/l	<0.010 mg/l	<0.010 mg/l	<0.010 mg/l	1	
1,3-dichlorobenzene 541-73-1	<0.010 mg/l	<0.010 mg/l	<0.010 mg/l	<0.010 mg/l	1	
1,4-dichlorobenzene 106-46-7	<0.010 mg/l	<0.010 mg/l	<0.010 mg/l	<0.010 mg/l	1	
2,4-dinitrotoluene 121-14-2	<0.010 mg/l	<0.010 mg/l	<0.010 mg/l	<0.010 mg/l	1	
2,6-dinitrotoluene 606-20-2	<0.010 mg/l	<0.010 mg/l	<0.010 mg/l	<0.010 mg/l	1	
2-chloronaphthalene 91-58-7	<0.010 mg/l	<0.010 mg/l	<0.010 mg/l	<0.010 mg/l	1	
3,3'-dichlorobenzidine 91-94-1	<0.010 mg/l	<0.010 mg/l	<0.010 mg/l	<0.010 mg/l	1	
4-bromophenylphenyl ether 101-55-3	<0.010 mg/l	<0.010 mg/l	<0.010 mg/l	<0.010 mg/l	1	
4-chlorophenylphenyl ether 7005-72-3	<0.010 mg/l	<0.010 mg/l	<0.010 mg/l	<0.010 mg/l	1	
acenaphthene 83-32-9	<0.010 mg/l	<0.010 mg/l	<0.010 mg/l	<0.010 mg/l	1	
acenaphthylene 208-96-8	<0.010 mg/l	<0.010 mg/l	<0.010 mg/l	<0.010 mg/l	1	
anthracene 120-12-7	<0.010 mg/l	<0.010 mg/l	<0.010 mg/l	<0.010 mg/l	1	
benzidine 92-87-5	<0.030 mg/l	<0.030 mg/l	<0.030 mg/l	<0.030 mg/l	1	
benzo(a)anthracene 56-55-3	<0.010 mg/l	<0.010 mg/l	<0.010 mg/l	<0.010 mg/l	1	
benzo(a)pyrene 50-32-8	<0.010 mg/l	<0.010 mg/l	<0.010 mg/l	<0.010 mg/l	1	
benzo(b)fluoranthene 205-99-2	<0.010 mg/l	<0.010 mg/l	<0.010 mg/l	<0.010 mg/l	1	
benzo(ghi)perylene 191-24-2	<0.010 mg/l	<0.010 mg/l	<0.010 mg/l	<0.010 mg/l	1	
benzo(k)fluoranthene 207-08-9	<0.010 mg/l	<0.010 mg/l	<0.010 mg/l	<0.010 mg/l	1	
benzyl butyl phthalate 85-68-7	<0.010 mg/l	<0.010 mg/l	<0.010 mg/l	<0.010 mg/l	1	
bis(2-chloroethoxy)methane 111-91-1	<0.010 mg/l	<0.010 mg/l	<0.010 mg/l	<0.010 mg/l	1	
bis(2-chloroethyl)ether 111-44-4	<0.010 mg/l	<0.010 mg/l	<0.010 mg/l	<0.010 mg/l	1	
bis(2-chloroisopropyl) ether 108-60-1	<0.010 mg/l	<0.010 mg/l	<0.010 mg/l	<0.010 mg/l	1	
bis(2-ethylhexyl)phthalate 117-81-7	<0.010 mg/l	<0.010 mg/l	<0.010 mg/l	<0.010 mg/l	1	
chrysene 218-01-9	<0.010 mg/l	<0.010 mg/l	<0.010 mg/l	<0.010 mg/l	1	
di-n-butyl phthalate 84-74-2	<0.010 mg/l	<0.010 mg/l	<0.010 mg/l	<0.010 mg/l	1	
di-n-octyl phthalate 117-84-0	<0.010 mg/l	<0.010 mg/l	<0.010 mg/l	<0.010 mg/l	1	
dibenzo(a,h)anthracene 53-70-3	<0.010 mg/l	<0.010 mg/l	<0.010 mg/l	<0.010 mg/l	1	
diethyl phthalate 84-66-2	<0.010 mg/l	<0.010 mg/l	<0.010 mg/l	<0.010 mg/l	1	
dimethyl phthalate 131-11-3	<0.010 mg/l	<0.010 mg/l	<0.010 mg/l	<0.010 mg/l	1	
fluoranthene 206-44-0	<0.010 mg/l	<0.010 mg/l	<0.010 mg/l	<0.010 mg/l	1	
fluorene 86-73-7	<0.010 mg/l	<0.010 mg/l	<0.010 mg/l	<0.010 mg/l	1	
hexachlorobenzene 118-74-1	<0.010 mg/l	<0.010 mg/l	<0.010 mg/l	<0.010 mg/l	1	
hexachlorobutadiene 87-68-3	<0.010 mg/l	<0.010 mg/l	<0.010 mg/l	<0.010 mg/l	1	
hexachlorocyclopentadiene 77-47-4	<0.010 mg/l	<0.010 mg/l	<0.010 mg/l	<0.010 mg/l	1	
hexachloroethane 67-72-1	<0.010 mg/l	<0.010 mg/l	<0.010 mg/l	<0.010 mg/l	1	
indeno(1,2,3-cd)pyrene 193-39-5	<0.010 mg/l	<0.010 mg/l	<0.010 mg/l	<0.010 mg/l	1	
isophorone 78-59-1	<0.010 mg/l	<0.010 mg/l	<0.010 mg/l	<0.010 mg/l	1	
N-nitrosodi-n-propylamine 621-64-7	<0.010 mg/l	<0.010 mg/l	<0.010 mg/l	<0.010 mg/l	1	
N-nitrosodimethylamine 62-75-9	<0.010 mg/l	<0.010 mg/l	<0.010 mg/l	<0.010 mg/l	1	
N-nitrosodiphenylamine 86-30-6	<0.010 mg/l	<0.010 mg/l	<0.010 mg/l	<0.010 mg/l	1	
naphthalene 91-20-3	<0.010 mg/l	<0.010 mg/l	<0.010 mg/l	<0.010 mg/l	1	
nitrobenzene 98-95-3	<0.010 mg/l	<0.010 mg/l	<0.010 mg/l	<0.010 mg/l	1	
phenanthrene 85-01-8	<0.010 mg/l	<0.010 mg/l	<0.010 mg/l	<0.010 mg/l	1	
pyrene 129-00-0	<0.010 mg/l	<0.010 mg/l	<0.010 mg/l	<0.010 mg/l	1	
2,4,6-trichlorophenol 88-06-2	<0.030 mg/l	<0.030 mg/l	<0.030 mg/l	<0.030 mg/l	1	
2,4-dichlorophenol 120-83-2	<0.030 mg/l	<0.030 mg/l	<0.030 mg/l	<0.030 mg/l	1	
2,4-dimethylphenol 105-67-9	<0.030 mg/l	<0.030 mg/l	<0.030 mg/l	<0.030 mg/l	1	
2,4-dinitrophenol 51-28-5	<0.030 mg/l	<0.030 mg/l	<0.030 mg/l	<0.030 mg/l	1	

Outfall S10

Parts B and C Continued

Pollutant and CAS Number (if availible)	Maximum Values (include units)		Average Values (include units)		Number of Storm Events Sampled	Sources of Pollutants
	Grab Sample Taken During First 30 Minutes	Flow-weighted Composite	Grab Sample Taken During First 30 Minutes	Flow-weighted Composite		
2-methyl-4,6-dinitrophenol 534-52-1	<0.030 mg/l	<0.030 mg/l	<0.030 mg/l	<0.030 mg/l	1	
2-nitrophenol 88-75-5	<0.030 mg/l	<0.030 mg/l	<0.030 mg/l	<0.030 mg/l	1	
4-chloro-3-methyl phenol 59-50-7	<0.030 mg/l	<0.030 mg/l	<0.030 mg/l	<0.030 mg/l	1	
4-nitrophenol 100-02-7	<0.030 mg/l	<0.030 mg/l	<0.030 mg/l	<0.030 mg/l	1	
pentachlorophenol 87-86-5	<0.030 mg/l	<0.030 mg/l	<0.030 mg/l	<0.030 mg/l	1	
phenol 108-95-2	<0.030 mg/l	<0.030 mg/l	<0.030 mg/l	<0.030 mg/l	1	
4,4'--DDD 72-54-8	<0.00001 mg/l	<0.00001mg/l	<0.00001 mg/l	<0.00001 mg/l	1	
4,4'--DDE 72-55-9	<0.00001 mg/l	<0.00001mg/l	<0.00001 mg/l	<0.00001 mg/l	1	
4,4'-DDT 50-29-3	<0.00001 mg/l	<0.00001mg/l	<0.00001 mg/l	<0.00001 mg/l	1	
aldrin 309-00-2	<0.00001 mg/l	0.000012 mg/l	<0.00001 mg/l	0.000012 mg/l	1	
chlordane 57-74-9	<0.00002 mg/l	<0.00002 mg/l	<0.00002 mg/l	<0.00002 mg/l	1	
dieldrin 60-57-1	<0.00001 mg/l	<0.00001mg/l	<0.00001 mg/l	<0.00001 mg/l	1	
endosulfan I 959-98-8	<0.00001 mg/l	<0.00001mg/l	<0.00001 mg/l	<0.00001 mg/l	1	
endosulfan II 33213-65-9	<0.00001 mg/l	<0.00001mg/l	<0.00001 mg/l	<0.00001 mg/l	1	
endosulfan sulfate 1031-07-8	<0.00001 mg/l	<0.00001mg/l	<0.00001 mg/l	<0.00001 mg/l	1	
endrin 72-20-8	<0.00005 mg/l	<0.00005 mg/l	<0.00005 mg/l	<0.00005 mg/l	1	
endrin aldehyde 7421-93-4	<0.00001 mg/l	<0.00001mg/l	<0.00001 mg/l	<0.00001 mg/l	1	
heptachlor 76-44-8	<0.00001 mg/l	<0.00001mg/l	<0.00001 mg/l	<0.00001 mg/l	1	
heptachlor epoxide 1024-57-3	<0.00001 mg/l	<0.00001mg/l	<0.00001 mg/l	<0.00001 mg/l	1	
toxaphene 8001-35-2	<0.0002 mg/l	<0.0002 mg/l	<0.0002 mg/l	<0.0002 mg/l	1	
alpha-BHC 319-84-6	<0.00001 mg/l	<0.00001mg/l	<0.00001 mg/l	<0.00001 mg/l	1	
beta-BHC 319-85-7	<0.00001 mg/l	<0.00001mg/l	<0.00001 mg/l	<0.00001 mg/l	1	
delta-BHC 319-86-8	<0.00001 mg/l	<0.00001mg/l	<0.00001 mg/l	<0.00001 mg/l	1	
gamma-BHC 58-89-8	<0.00001 mg/l	<0.00001 mg/l	<0.00001 mg/l	<0.00001 mg/l	1	
2-chlorophenol 95-57-8	<0.030 mg/l	<0.030 mg/l	<0.030 mg/l	<0.030 mg/l	1	
Aroclor-1242 53469-21-9	<0.05 mg/l	<0.0005 mg/l	<0.05 mg/l	<0.0005 mg/l	1	
Aroclor-1254 11097-69-1	<0.05 mg/l	<0.0005 mg/l	<0.05 mg/l	<0.0005 mg/l	1	
Aroclor-1221 11104-28-2	<0.05 mg/l	<0.0005 mg/l	<0.05 mg/l	<0.0005 mg/l	1	
Aroclor-1232 11141-16-5	<0.05 mg/l	<0.0005 mg/l	<0.05 mg/l	<0.0005 mg/l	1	
Aroclor-1248 12672-29-6	<0.05 mg/l	<0.0005 mg/l	<0.05 mg/l	<0.0005 mg/l	1	
Aroclor-1260 11096-82-5	<0.05 mg/l	<0.0005 mg/l	<0.05 mg/l	<0.0005 mg/l	1	
Aroclor-1016 12674-11-2	<0.05 mg/l	<0.0005 mg/l	<0.05 mg/l	<0.0005 mg/l	1	
Cresols	<0.030 mg/l	<0.030 mg/l	<0.030 mg/l	<0.030 mg/l	1	
Acrolein	<0.010 mg/l	<0.010 mg/l	<0.010 mg/l	<0.010 mg/l	1	
Acrylonitrile	<0.010 mg/l	<0.010 mg/l	<0.010 mg/l	<0.010 mg/l	1	
1,2-diphenylhydrazine (azobenzene)	Results pending	Results pending	Results pending	Results pending	1	

EPA ID Number (copy from Item 1 of Form1)

Outfall S11

Form Approved OMB No. 2040-0086
Approval expires 5-31-92

VII. Discharge Information (continued from page 3 of Form 2F)

Part A - You must provide the results of at least one analysis for every pollutant in this table. Complete one table for each outfall. See instructions for additional details.

Pollutant and CAS Number (if availible)	Maximum Values (include units)		Average Values (include units)		Number of Storm Events Sampled	Sources of Pollutants
	Grab Sample Taken During First 30 Minutes	Flow-weighted Composite	Grab Sample Taken During First 30 Minutes	Flow-weighted Composite		
Oil and Grease	<2 mg/l		<2 mg/l		1	
Biological Oxygen Demand (BOD5)	20.99 mg/l	27.62 mg/l	20.99 mg/l	27.62 mg/l	1	
Chemical Oxygen Demand (COD)	69 mg/l	62 mg/l	69 mg/l	62 mg/l	1	
Total Suspended Solids (TSS)	13 mg/l	18 mg/l	13 mg/l	18 mg/l	1	
Total Kjeldahl Nitrogen	0.7 mg/l	0.6 mg/l	0.7 mg/l	0.6 mg/l	1	
Nitrate plus Nitrite Nitrogen	<0.1 mg/l	0.2 mg/l	<0.1 mg/l	0.2 mg/l	1	
Total Phosphorus	0.15 mg/l	0.12 mg/l	0.15 mg/l	0.12 mg/l	1	
pH	Minimum 8.2	Maximum 8.2	Minimum 8.2	Maximum 8.2		

Part B - List each pollutant that is limited in an effluent guideline which the facility is subject to or any pollutant listed in the facility's NPDES permit for its process wastewater (if the facility is operating under an existing NPDES permit). Complete one table for each outfall. See the instructions for additional details and requirements.

Pollutant and CAS Number (if availible)	Maximum Values (include units)		Average Values (include units)		Number of Storm Events Sampled	Sources of Pollutants
	Grab Sample Taken During First 30 Minutes	Flow-weighted Composite	Grab Sample Taken During First 30 Minutes	Flow-weighted Composite		
Antimony 7440-36-0	<0.003 mg/l	<0.003 mg/l	<0.003 mg/l	<0.003 mg/l	1	
Cyanide	<0.002 mg/l		<0.002 mg/l		1	
Mercury 7439-97-6	<0.0002 mg/l	<0.0002 mg/l	<0.0002 mg/l	<0.0002 mg/l	1	
Phenols	0.004 mg/l		0.004 mg/l		1	
Selenium 7782-49-2	<0.002 mg/l	<0.002 mg/l	<0.002 mg/l	<0.002 mg/l	1	
Sulfate	92 mg/l	92 mg/l	92 mg/l	92 mg/l	1	
Surfactants	<0.05 mg/l	<0.05 mg/l	<0.05 mg/l	<0.05 mg/l	1	
Aluminum 7429-90-5	0.72 mg/l	0.65 mg/l	0.72 mg/l	0.65 mg/l	1	
Arsenic 7440-38-2	<0.04 mg/l	<0.04 mg/l	<0.04 mg/l	<0.04 mg/l	1	
Boron 7440-42-8	0.094 mg/l	0.105 mg/l	0.094 mg/l	0.105 mg/l	1	
Beryllium 7440-41-7	<0.0004mg/l	<0.0004mg/l	<0.0004mg/l	<0.0004mg/l	1	
Cadmium 7440-43-9	<0.004 mg/l	<0.004 mg/l	<0.004 mg/l	<0.004 mg/l	1	
Calcium 7440-70-2	40.2 mg/l	40.6 mg/l	40.2 mg/l	40.6 mg/l	1	
Chromium 7440-47-3	<0.006 mg/l	<0.006 mg/l	<0.006 mg/l	<0.006 mg/l	1	
Cobalt 7440-48-4	<0.002 mg/l	<0.002 mg/l	<0.002 mg/l	<0.002 mg/l	1	
Copper 7440-50-8	<0.006 mg/l	<0.006 mg/l	<0.006 mg/l	<0.006 mg/l	1	
Iron 7439-89-6	1.21 mg/l	1.19 mg/l	1.21 mg/l	1.19 mg/l	1	
Lead 7439-92-1	<0.02 mg/l	<0.02 mg/l	<0.02 mg/l	<0.02 mg/l	1	
Lithium 7439-93-2	<0.02 mg/l	0.02 mg/l	<0.02 mg/l	0.02 mg/l	1	
Magnesium 7439-95-4	7.35 mg/l	7.32 mg/l	7.35 mg/l	7.32 mg/l	1	
Manganese 7439-96-5	0.360 mg/l	0.393 mg/l	0.360 mg/l	0.393 mg/l	1	
Molybdenum 7439-98-7	<0.006 mg/l	<0.006 mg/l	<0.006 mg/l	<0.006 mg/l	1	
Nickel 7440-02-0	<0.008 mg/l	<0.008 mg/l	<0.008 mg/l	<0.008 mg/l	1	
Potassium 7440-09-7	7.8 mg/l	7.4 mg/l	7.8 mg/l	7.4 mg/l	1	
Silver 7440-22-4	<0.006 mg/l	<0.006 mg/l	<0.006 mg/l	<0.006 mg/l	1	
Sodium 7440-23-5	4.29 mg/l	4.32 mg/l	4.29 mg/l	4.32 mg/l	1	
Titanium 7440-32-6	0.01 mg/l	0.01 mg/l	0.01 mg/l	0.01 mg/l	1	
Zinc 7440-66-6	<0.01 mg/l	0.05 mg/l	<0.01 mg/l	0.05 mg/l	1	

Continue on Reverse

Continued from front.

Part C- List each pollutant shown in Tables 2F-2, 2F-3, and 2F4 that you know or have reason to believe is present. See the instructions for additional details and requirements. Corr one table for each outfall.

Pollutant and CAS Number (if available)	Maximum Values (include units)		Average Values (include units)		Number of Storm Events Sampled	Sources of Pollutants
	Grab Sample Taken During First 30 Minutes	Flow-weighted Composite	Grab Sample Taken During First 30 Minutes	Flow-weighted Composite		
1,1,1,-trichloroethane 71-55-6	<0.010 mg/l		<0.010 mg/l		1	
1,1,2,2-tetrachloroethane 79-34-5	<0.010 mg/l		<0.010 mg/l		1	
1,1,2- trichloroethane 79-00-5	<0.010 mg/l		<0.010 mg/l		1	
1,1-dichloroethane 75-34-3	<0.010 mg/l		<0.010 mg/l		1	
1,1-dichloroethylene 75-35-4	<0.010 mg/l		<0.010 mg/l		1	
1,2-dichloroethane 107-06-2	<0.010 mg/l		<0.010 mg/l		1	
1,2-dichloropropane 78-87-5	<0.010 mg/l		<0.010 mg/l		1	
2-chloroethylvinylether 110-75-8	<0.010 mg/l		<0.010 mg/l		1	
benzene 71-43-2	<0.010 mg/l		<0.010 mg/l		1	
bromodichloromethane 75-27-4	<0.010 mg/l		<0.010 mg/l		1	
bromoform 75-25-2	<0.010 mg/l		<0.010 mg/l		1	
bromomethane 74-83-9	<0.010 mg/l		<0.010 mg/l		1	
carbon tetrachloride 56-23-5	<0.010 mg/l		<0.010 mg/l		1	
chlorobenzene 108-90-7	<0.010 mg/l		<0.010 mg/l		1	
chloroethane 75-00-3	<0.010 mg/l		<0.010 mg/l		1	
chloroform 67-66-3	<0.010 mg/l		<0.010 mg/l		1	
chloromethane 74-87-3	<0.010 mg/l		<0.010 mg/l		1	
dibromochloromethane 124-48-1	<0.010 mg/l		<0.010 mg/l		1	
ethylbenzene 100-41-4	<0.010 mg/l		<0.010 mg/l		1	
toluene 108-88-3	<0.010 mg/l		<0.010 mg/l		1	
vinyl chloride 75-01-4	<0.010 mg/l		<0.010 mg/l		1	
1,3-dichloropropene 10061-01-5	<0.010 mg/l		<0.010 mg/l		1	
trans-1,2-dichloroethene 156-60-5	<0.010 mg/l		<0.010 mg/l		1	
alpha activity 12587-46-1	14.4 pci/l	12.6 pci/l	14.4 pci/l	12.6 pci/l	1	
beta activity 12587-46-1	10.3 pci/l	16.8 pci/l	10.3 pci/l	16.8 pci/l	1	
fecal coliform	29,000 co/.1L	35,000 co/.1L	29,000 co/.1L	35,000 co/.1L	1	
Thallium 7440-28-0	<0.001 mg/l	<0.001 mg/l	<0.001 mg/l	<0.001 mg/l	1	
Uranium 7440-61-1	0.041 mg/l	0.038 mg/l	0.041 mg/l	0.038 mg/l	1	
Gamma activity	150 pci/l	91 pci/l	150 pci/l	91 pci/l	1	

Part D- Provide data for the storm event(s) which resulted in the maximum values for the flow weighted composite sample.

1. Date of Storm Event	2. Duration of Storm (in minutes)	3. Total rainfall during storm event (in inches)	4. Number of hours between beginning of storm measured and end of previous measurable rain event	5. Maximum flow rate during rain event (gallons/min or specify units)	6. Total flow from rain event (gallons or specify units)	7. Season sample was taken	8. Form of Precipitation (rainfall, snowmelt)
10/14/91-10/15/91	650	1.5	226.25	228	115,182	Fall	Rainfall

9. Provide a description of the method of flow measurement or estimate.

An ISCO 3230 Flow meter was used to obtain water level readings. This instrument was calibrated with the normal dry weather flow, if present, as lev. zero. The flow meter was programmed with the characteristics of the conveyance so that flow rates and total flows could be calculated by the meter.

Outfall S11

Parts B and C Continued

Pollutant and CAS Number (if available)	Maximum Values (include units)		Average Values (include units)		Number of Storm Events Sampled	Sources of Pollutants
	Grab Sample Taken During First 30 Minutes	Flow-weighted Composite	Grab Sample Taken During First 30 Minutes	Flow-weighted Composite		
Barium 7440-39-3	0.0637 mg/l	0.0635 mg/l	0.0637 mg/l	0.0635 mg/l	1	
methylene chloride 75-09-2	<0.010 mg/l		<0.010 mg/l		1	
tetrachloroethene 127-18-4	<0.010 mg/l		<0.010 mg/l		1	
trichloroethene 79-01-6	<0.010 mg/l		<0.010 mg/l		1	
Xylenes	<0.010 mg/l		<0.010 mg/l		1	
1,2,4-trichlorobenzene 120-82-1	<0.010 mg/l	<0.010 mg/l	<0.010 mg/l	<0.010 mg/l	1	
1,2-dichlorobenzene 95-50-1	<0.010 mg/l	<0.010 mg/l	<0.010 mg/l	<0.010 mg/l	1	
1,3-dichlorobenzene 541-73-1	<0.010 mg/l	<0.010 mg/l	<0.010 mg/l	<0.010 mg/l	1	
1,4-dichlorobenzene 106-46-7	<0.010 mg/l	<0.010 mg/l	<0.010 mg/l	<0.010 mg/l	1	
2,4-dinitrotoluene 121-14-2	<0.010 mg/l	<0.010 mg/l	<0.010 mg/l	<0.010 mg/l	1	
2,6-dinitrotoluene 606-20-2	<0.010 mg/l	<0.010 mg/l	<0.010 mg/l	<0.010 mg/l	1	
2-chloronaphthalene 91-58-7	<0.010 mg/l	<0.010 mg/l	<0.010 mg/l	<0.010 mg/l	1	
3,3'-dichlorobenzidine 91-94-1	<0.010 mg/l	<0.010 mg/l	<0.010 mg/l	<0.010 mg/l	1	
4-bromophenylphenyl ether 101-55-3	<0.010 mg/l	<0.010 mg/l	<0.010 mg/l	<0.010 mg/l	1	
4-chlorophenylphenyl ether 7005-72-3	<0.010 mg/l	<0.010 mg/l	<0.010 mg/l	<0.010 mg/l	1	
acenaphthene 83-32-9	<0.010 mg/l	<0.010 mg/l	<0.010 mg/l	<0.010 mg/l	1	
acenaphthylene 208-96-8	<0.010 mg/l	<0.010 mg/l	<0.010 mg/l	<0.010 mg/l	1	
anthracene 120-12-7	<0.010 mg/l	<0.010 mg/l	<0.010 mg/l	<0.010 mg/l	1	
benzidine 92-87-5	<0.030 mg/l	<0.030 mg/l	<0.030 mg/l	<0.030 mg/l	1	
benzo(a)anthracene 56-55-3	<0.010 mg/l	<0.010 mg/l	<0.010 mg/l	<0.010 mg/l	1	
benzo(a)pyrene 50-32-8	<0.010 mg/l	<0.010 mg/l	<0.010 mg/l	<0.010 mg/l	1	
benzo(b)fluoranthene 205-99-2	<0.010 mg/l	<0.010 mg/l	<0.010 mg/l	<0.010 mg/l	1	
benzo(ghi)perylene 191-24-2	<0.010 mg/l	<0.010 mg/l	<0.010 mg/l	<0.010 mg/l	1	
benzo(k)fluoranthene 207-08-9	<0.010 mg/l	<0.010 mg/l	<0.010 mg/l	<0.010 mg/l	1	
benzyl butyl phthalate 85-68-7	<0.010 mg/l	<0.010 mg/l	<0.010 mg/l	<0.010 mg/l	1	
bis(2-chloroethoxy)methane 111-91-1	<0.010 mg/l	<0.010 mg/l	<0.010 mg/l	<0.010 mg/l	1	
bis(2-chloroethyl)ether 111-44-4	<0.010 mg/l	<0.010 mg/l	<0.010 mg/l	<0.010 mg/l	1	
bis(2-chloroisopropyl) ether 108-60-1	<0.010 mg/l	<0.010 mg/l	<0.010 mg/l	<0.010 mg/l	1	
bis(2-ethylhexyl)phthalate 117-81-7	<0.010 mg/l	<0.010 mg/l	<0.010 mg/l	<0.010 mg/l	1	
chrysene 218-01-9	<0.010 mg/l	<0.010 mg/l	<0.010 mg/l	<0.010 mg/l	1	
di-n-butyl phthalate 84-74-2	<0.010 mg/l	<0.010 mg/l	<0.010 mg/l	<0.010 mg/l	1	
di-n-octyl phthalate 117-84-0	<0.010 mg/l	<0.010 mg/l	<0.010 mg/l	<0.010 mg/l	1	
dibenzo(a,h)anthracene 53-70-3	<0.010 mg/l	<0.010 mg/l	<0.010 mg/l	<0.010 mg/l	1	
diethyl phthalate 84-66-2	<0.010 mg/l	<0.010 mg/l	<0.010 mg/l	<0.010 mg/l	1	
dimethyl phthalate 131-11-3	<0.010 mg/l	<0.010 mg/l	<0.010 mg/l	<0.010 mg/l	1	
fluoranthene 206-44-0	<0.010 mg/l	<0.010 mg/l	<0.010 mg/l	<0.010 mg/l	1	
fluorene 86-73-7	<0.010 mg/l	<0.010 mg/l	<0.010 mg/l	<0.010 mg/l	1	
hexachlorobenzene 118-74-1	<0.010 mg/l	<0.010 mg/l	<0.010 mg/l	<0.010 mg/l	1	
hexachlorobutadiene 87-68-3	<0.010 mg/l	<0.010 mg/l	<0.010 mg/l	<0.010 mg/l	1	
hexachlorocyclopentadiene 77-47-4	<0.010 mg/l	<0.010 mg/l	<0.010 mg/l	<0.010 mg/l	1	
hexachloroethane 67-72-1	<0.010 mg/l	<0.010 mg/l	<0.010 mg/l	<0.010 mg/l	1	
indeno(1,2,3-cd)pyrene 193-39-5	<0.010 mg/l	<0.010 mg/l	<0.010 mg/l	<0.010 mg/l	1	
isophorone 78-59-1	<0.010 mg/l	<0.010 mg/l	<0.010 mg/l	<0.010 mg/l	1	
N-nitrosodi-n-propylamine 621-64-7	<0.010 mg/l	<0.010 mg/l	<0.010 mg/l	<0.010 mg/l	1	
N-nitrosodimethylamine 62-75-9	<0.010 mg/l	<0.010 mg/l	<0.010 mg/l	<0.010 mg/l	1	
N-nitrosodiphenylamine 86-30-6	<0.010 mg/l	<0.010 mg/l	<0.010 mg/l	<0.010 mg/l	1	
naphthalene 91-20-3	<0.010 mg/l	<0.010 mg/l	<0.010 mg/l	<0.010 mg/l	1	
nitrobenzene 98-95-3	<0.010 mg/l	<0.010 mg/l	<0.010 mg/l	<0.010 mg/l	1	
phenanthrene 85-01-8	<0.010 mg/l	<0.010 mg/l	<0.010 mg/l	<0.010 mg/l	1	
pyrene 129-00-0	<0.010 mg/l	<0.010 mg/l	<0.010 mg/l	<0.010 mg/l	1	
2,4,6-trichlorophenol 88-06-2	<0.030 mg/l	<0.030 mg/l	<0.030 mg/l	<0.030 mg/l	1	
2,4-dichlorophenol 120-83-2	<0.030 mg/l	<0.030 mg/l	<0.030 mg/l	<0.030 mg/l	1	
2,4-dimethylphenol 105-67-9	<0.030 mg/l	<0.030 mg/l	<0.030 mg/l	<0.030 mg/l	1	
2,4-dinitrophenol 51-28-5	<0.030 mg/l	<0.030 mg/l	<0.030 mg/l	<0.030 mg/l	1	

Outfall S11

Parts B and C Continued

Pollutant and CAS Number (if availible)	Maximum Values (include units)		Average Values (include units)		Number of Storm Events Sampled	Sources of Pollutants
	Grab Sample Taken During First 30 Minutes	Flow-weighted Composite	Grab Sample Taken During First 30 Minutes	Flow-weighted Composite		
2-methyl-4,6-dinitrophenol 534-52-1	<0.030 mg/l	<0.030 mg/l	<0.030 mg/l	<0.030 mg/l	1	
2-nitrophenol 88-75-5	<0.030 mg/l	<0.030 mg/l	<0.030 mg/l	<0.030 mg/l	1	
4-chloro-3-methyl phenol 59-50-7	<0.030 mg/l	<0.030 mg/l	<0.030 mg/l	<0.030 mg/l	1	
4-nitrophenol 100-02-7	<0.030 mg/l	<0.030 mg/l	<0.030 mg/l	<0.030 mg/l	1	
pentachlorophenol 87-86-5	<0.030 mg/l	<0.030 mg/l	<0.030 mg/l	<0.030 mg/l	1	
phenol 108-95-2	<0.030 mg/l	<0.030 mg/l	<0.030 mg/l	<0.030 mg/l	1	
4,4'--DDD 72-54-8	<0.00001 mg/l	<0.00001mg/l	<0.00001 mg/l	<0.00001 mg/l	1	
4,4'--DDE 72-55-9	<0.00001 mg/l	<0.00001mg/l	<0.00001 mg/l	<0.00001 mg/l	1	
4,4'-DDT 50-29-3	<0.00001 mg/l	<0.00001mg/l	<0.00001 mg/l	<0.00001 mg/l	1	
aldrin 309-00-2	<0.00001 mg/l	<0.00001 mg/l	<0.00001 mg/l	<0.00001 mg/l	1	
chlordane 57-74-9	<0.00002 mg/l	<0.00002 mg/l	<0.00002 mg/l	<0.00002 mg/l	1	
dieldrin 60-57-1	<0.00001 mg/l	<0.00001mg/l	<0.00001 mg/l	<0.00001 mg/l	1	
endosulfan I 959-98-8	<0.00001 mg/l	<0.00001mg/l	<0.00001 mg/l	<0.00001 mg/l	1	
endosulfan II 33213-65-9	<0.00001 mg/l	<0.00001mg/l	<0.00001 mg/l	<0.00001 mg/l	1	
endosulfan sulfate 1031-07-8	<0.00001 mg/l	<0.00001mg/l	<0.00001 mg/l	<0.00001 mg/l	1	
endrin 72-20-8	<0.00005 mg/l	<0.00005 mg/l	<0.00005 mg/l	<0.00005 mg/l	1	
endrin aldehyde 7421-93-4	<0.00001 mg/l	<0.00001mg/l	<0.00001 mg/l	<0.00001 mg/l	1	
heptachlor 76-44-8	<0.00001 mg/l	<0.00001mg/l	<0.00001 mg/l	<0.00001 mg/l	1	
heptachlor epoxide 1024-57-3	<0.00001 mg/l	<0.00001mg/l	<0.00001 mg/l	<0.00001 mg/l	1	
toxaphene 8001-35-2	<0.0002 mg/l	<0.0002 mg/l	<0.0002 mg/l	<0.0002 mg/l	1	
alpha-BHC 319-84-6	<0.00001 mg/l	<0.00001mg/l	<0.00001 mg/l	<0.00001 mg/l	1	
beta-BHC 319-85-7	<0.00001 mg/l	<0.00001mg/l	<0.00001 mg/l	<0.00001 mg/l	1	
delta-BHC 319-86-8	<0.00001 mg/l	<0.00001mg/l	<0.00001 mg/l	<0.00001 mg/l	1	
gamma-BHC 58-89-8	<0.00001 mg/l	<0.00001 mg/l	<0.00001 mg/l	<0.00001 mg/l	1	
2-chlorophenol 95-57-8	<0.030 mg/l	<0.030 mg/l	<0.030 mg/l	<0.030 mg/l	1	
Aroclor-1242 53469-21-9	<0.0005 mg/l	<0.0005 mg/l	<0.0005 mg/l	<0.0005 mg/l	1	
Aroclor-1254 11097-69-1	<0.0005 mg/l	<0.0005 mg/l	<0.0005 mg/l	<0.0005 mg/l	1	
Aroclor-1221 11104-28-2	<0.0005 mg/l	<0.0005 mg/l	<0.0005 mg/l	<0.0005 mg/l	1	
Aroclor-1232 11141-16-5	<0.0005 mg/l	<0.0005 mg/l	<0.0005 mg/l	<0.0005 mg/l	1	
Aroclor-1248 12672-29-6	<0.0005 mg/l	<0.0005 mg/l	<0.0005 mg/l	<0.0005 mg/l	1	
Aroclor-1260 11096-82-5	<0.0005 mg/l	<0.0005 mg/l	<0.0005 mg/l	<0.0005 mg/l	1	
Aroclor-1016 12674-11-2	<0.0005 mg/l	<0.0005 mg/l	<0.0005 mg/l	<0.0005 mg/l	1	
Cresols	<0.030 mg/l	<0.030 mg/l	<0.030 mg/l	<0.030 mg/l	1	
Acrolein	<0.010 mg/l	<0.010 mg/l	<0.010 mg/l	<0.010 mg/l	1	
Acrylonitrile	<0.010 mg/l	<0.010 mg/l	<0.010 mg/l	<0.010 mg/l	1	
1,2-diphenylhydrazine (azobenzene)	Results pending	Results pending	Results pending	Results pending	1	

EPA ID Number (copy from Item 1 of Form1)

Outfall S12

Form Approved OMB No. 2040-0086
Approval expires 5-31-92

VII. Discharge Information (continued from page 3 of Form 2F)

Part A - You must provide the results of at least one analysis for every pollutant in this table. Complete one table for each outfall. See instructions for additional details.

Pollutant and CAS Number (if available)	Maximum Values (include units)		Average Values (include units)		Number of Storm Events Sampled	Sources of Pollutants
	Grab Sample Taken During First 30 Minutes	Flow-weighted Composite	Grab Sample Taken During First 30 Minutes	Flow-weighted Composite		
Oil and Grease	<2 mg/l		<2 mg/l		1	
Biological Oxygen Demand (BOD5)	7.9 mg/l	<5 mg/l	7.9 mg/l	<5 mg/l	1	
Chemical Oxygen Demand (COD)	15 mg/l	24 mg/l	15 mg/l	24 mg/l	1	
Total Suspended Solids (TSS)	<5 mg/l	<5 mg/l	<5 mg/l	<5 mg/l	1	
Total Kjeldahl Nitrogen	0.38 mg/l	0.22 mg/l	0.38 mg/l	0.22 mg/l	1	
Nitrate plus Nitrite Nitrogen	<0.1 mg/l	0.27 mg/l	<0.1 mg/l	0.27 mg/l	1	
Total Phosphorus	<0.1 mg/l	<0.1 mg/l	<0.1 mg/l	<0.1 mg/l	1	
pH	Minimum 7.6	Maximum 7.6	Minimum 7.6	Maximum 7.6		

Part B - List each pollutant that is limited in an effluent guideline which the facility is subject to or any pollutant listed in the facility's NPDES permit for its process wastewater (if the facility is operating under an existing NPDES permit). Complete one table for each outfall. See the instructions for additional details and requirements.

Pollutant and CAS Number (if available)	Maximum Values (include units)		Average Values (include units)		Number of Storm Events Sampled	Sources of Pollutants
	Grab Sample Taken During First 30 Minutes	Flow-weighted Composite	Grab Sample Taken During First 30 Minutes	Flow-weighted Composite		
Antimony 7440-36-0	<0.003 mg/l	<0.003 mg/l	<0.003 mg/l	<0.003 mg/l	1	
Cyanide	<0.002 mg/l		<0.002 mg/l		1	
Mercury 7439-97-6	<0.0002 mg/l	<0.0002 mg/l	<0.0002 mg/l	<0.0002 mg/l	1	
Phenols	0.002 mg/l		0.002 mg/l		1	
Selenium 7782-49-2	<0.002 mg/l	<0.002 mg/l	<0.002 mg/l	<0.002 mg/l	1	
Sulfate	<10 mg/l	<10 mg/l	<10 mg/l	<10 mg/l	1	
Surfactants	<0.05 mg/l	<0.05 mg/l	<0.05 mg/l	<0.05 mg/l	1	
Aluminum 7429-90-5	0.13 mg/l	0.17 mg/l	0.13 mg/l	0.17 mg/l	1	
Arsenic 7440-38-2	<0.04 mg/l	<0.04 mg/l	<0.04 mg/l	<0.04 mg/l	1	
Boron 7440-42-8	0.016 mg/l	0.017 mg/l	0.016 mg/l	0.017 mg/l	1	
Beryllium 7440-41-7	<0.0004 mg/l	<0.0004 mg/l	<0.0004 mg/l	<0.0004 mg/l	1	
Cadmium 7440-43-9	<0.004 mg/l	<0.004 mg/l	<0.004 mg/l	<0.004 mg/l	1	
Calcium 7440-70-2	66.0 mg/l	49.7 mg/l	66.0 mg/l	49.7 mg/l	1	
Chromium 7440-47-3	<0.006 mg/l	<0.006 mg/l	<0.006 mg/l	<0.006 mg/l	1	
Cobalt 7440-48-4	<0.002 mg/l	<0.002 mg/l	<0.002 mg/l	<0.002 mg/l	1	
Copper 7440-50-8	<0.006 mg/l	<0.006 mg/l	<0.006 mg/l	<0.006 mg/l	1	
Iron 7439-89-6	0.21 mg/l	0.25 mg/l	0.21 mg/l	0.25 mg/l	1	
Lead 7439-92-1	<0.02 mg/l	<0.02 mg/l	<0.02 mg/l	<0.02 mg/l	1	
Lithium 7439-93-2	<0.02 mg/l	<0.02 mg/l	<0.02 mg/l	<0.02 mg/l	1	
Magnesium 7439-95-4	5.67 mg/l	4.55 mg/l	5.67 mg/l	4.55 mg/l	1	
Manganese 7439-96-5	0.053 mg/l	0.046 mg/l	0.053 mg/l	0.046 mg/l	1	
Molybdenum 7439-98-7	<0.006 mg/l	<0.006 mg/l	<0.006 mg/l	<0.006 mg/l	1	
Nickel 7440-02-0	<0.008 mg/l	<0.008 mg/l	<0.008 mg/l	<0.008 mg/l	1	
Potassium 7440-09-7	1.6 mg/l	2.1 mg/l	1.6 mg/l	2.1 mg/l	1	
Silver 7440-22-4	<0.006 mg/l	<0.006 mg/l	<0.006 mg/l	<0.006 mg/l	1	
Sodium 7440-23-5	2.6 mg/l	1.54 mg/l	2.6 mg/l	1.54 mg/l	1	
Titanium 7440-32-6	<0.01 mg/l	<0.01 mg/l	<0.01 mg/l	<0.01 mg/l	1	
Zinc 7440-66-6	<0.01 mg/l	<0.01 mg/l	<0.01 mg/l	<0.01 mg/l	1	

Continue on Reverse

Continued from front.

Part C- List each pollutant shown in Tables 2F-2, 2F-3, and 2F4 that you know or have reason to believe is present. See the instructions for additional details and requirements. Com one table for each outfall.

Pollutant and CAS Number (if available)	Maximum Values (include units)		Average Values (include units)		Number of Storm Events Sampled	Sources of Pollutants
	Grab Sample Taken During First 30 Minutes	Flow-weighted Composite	Grab Sample Taken During First 30 Minutes	Flow-weighted Composite		
1,1,1,-trichloroethane 71-55-6	<0.010 mg/l		<0.010 mg/l		1	
1,1,2,2-tetrachloroethane 79-34-5	<0.010 mg/l		<0.010 mg/l		1	
1,1,2- trichloroethane 79-00-5	<0.010 mg/l		<0.010 mg/l		1	
1,1-dichloroethane 75-34-3	<0.010 mg/l		<0.010 mg/l		1	
1,1-dichloroethylene 75-35-4	<0.010 mg/l		<0.010 mg/l		1	
1,2-dichloroethane 107-06-2	<0.010 mg/l		<0.010 mg/l		1	
1,2-dichloropropane 78-87-5	<0.010 mg/l		<0.010 mg/l		1	
2-chloroethylvinylether 110-75-8	<0.010 mg/l		<0.010 mg/l		1	
benzene 71-43-2	<0.010 mg/l		<0.010 mg/l		1	
bromodichloromethane 75-27-4	<0.010 mg/l		<0.010 mg/l		1	
bromoform 75-25-2	<0.010 mg/l		<0.010 mg/l		1	
bromomethane 74-83-9	<0.010 mg/l		<0.010 mg/l		1	
carbon tetrachloride 56-23-5	<0.010 mg/l		<0.010 mg/l		1	
chlorobenzene 108-90-7	<0.010 mg/l		<0.010 mg/l		1	
chloroethane 75-00-3	<0.010 mg/l		<0.010 mg/l		1	
chloroform 67-66-3	<0.010 mg/l		<0.010 mg/l		1	
chloromethane 74-87-3	<0.010 mg/l		<0.010 mg/l		1	
dibromochloromethane 124-48-1	<0.010 mg/l		<0.010 mg/l		1	
ethylbenzene 100-41-4	<0.010 mg/l		<0.010 mg/l		1	
toluene 108-88-3	<0.010 mg/l		<0.010 mg/l		1	
vinyl chloride 75-01-4	<0.010 mg/l		<0.010 mg/l		1	
1,3-dichloropropene 10061-01-5	<0.010 mg/l		<0.010 mg/l		1	
trans-1,2-dichloroethene 156-60-5	<0.010 mg/l		<0.010 mg/l		1	
alpha activity 12587-46-1	4.6 pci/l	6.8 pci/l	4.6 pci/l	6.8 pci/l	1	
beta activity 12587-46-1	6.8 pci/l	7.6 pci/l	6.8 pci/l	7.6 pci/l	1	
fecal coliform	145 co/.1L	950 co/.1L	145 co/.1L	950 co/.1L	1	
Thallium 7440-28-0	<0.001 mg/l	<0.001 mg/l	<0.001 mg/l	<0.001 mg/l	1	
Uranium 7440-61-1	·0.003 mg/l	0.002 mg/l	0.003 mg/l	0.002 mg/l	1	
Gamma activity	7.0 pci/l	5.6 pci/l	7.0 pci/l	5.6 pci/l	1	

Part D- Provide data for the storm event(s) which resulted in the maximum values for the flow weighted composite sample.

1. Date of Storm Event	2. Duration of Storm (in minutes)	3. Total rainfall during storm event (in inches)	4. Number of hours between beginning of storm measured and end of previous measurable rain event	5. Maximum flow rate during rain event (gallons/min or specify units)	6. Total flow from rain event (gallons or specify units)	7. Season sample was taken	8. Form of Precipitation (rainfall, snowmelt)
6/4/92	210	1	128.8	15.1	2,867	Spring	Rainfall

9. Provide a description of the method of flow measurement or estimate.

An ISCO 3230 Flow meter was used to obtain water level readings. This instrument was calibrated with the normal dry weather flow, if present, as level zero. The flow meter was programmed with the characteristics of the conveyance so that flow rates and total flows could be calculated by the meter.

Outfall S12

Parts B and C Continued

Pollutant and CAS Number (if availible)	Maximum Values (include units)		Average Values (include units)		Number of Storm Events Sampled	Sources of Pollutants
	Grab Sample Taken During First 30 Minutes	Flow-weighted Composite	Grab Sample Taken During First 30 Minutes	Flow-weighted Composite		
Barium 7440-39-3	0.0485 mg/l	0.0362 mg/l	0.0485 mg/l	0.0362 mg/l	1	
methylene chloride 75-09-2	<0.010 mg/l		<0.010 mg/l		1	
tetrachloroethene 127-18-4	<0.010 mg/l		<0.010 mg/l		1	
trichloroethene 79-01-6	<0.010 mg/l		<0.010 mg/l		1	
Xylenes	<0.010 mg/l		<0.010 mg/l		1	
1,2,4-trichlorobenzene 120-82-1	<0.010 mg/l	<0.010 mg/l	<0.010 mg/l	<0.010 mg/l	1	
1,2-dichlorobenzene 95-50-1	<0.010 mg/l	<0.010 mg/l	<0.010 mg/l	<0.010 mg/l	1	
1,3-dichlorobenzene 541-73-1	<0.010 mg/l	<0.010 mg/l	<0.010 mg/l	<0.010 mg/l	1	
1,4-dichlorobenzene 106-46-7	<0.010 mg/l	<0.010 mg/l	<0.010 mg/l	<0.010 mg/l	1	
2,4-dinitrotoluene 121-14-2	<0.010 mg/l	<0.010 mg/l	<0.010 mg/l	<0.010 mg/l	1	
2,6-dinitrotoluene 606-20-2	<0.010 mg/l	<0.010 mg/l	<0.010 mg/l	<0.010 mg/l	1	
2-chloronaphthalene 91-58-7	<0.010 mg/l	<0.010 mg/l	<0.010 mg/l	<0.010 mg/l	1	
3,3'-dichlorobenzidine 91-94-1	<0.010 mg/l	<0.010 mg/l	<0.010 mg/l	<0.010 mg/l	1	
4-bromophenylphenyl ether 101-55-3	<0.010 mg/l	<0.010 mg/l	<0.010 mg/l	<0.010 mg/l	1	
4-chlorophenylphenyl ether 7005-72-3	<0.010 mg/l	<0.010 mg/l	<0.010 mg/l	<0.010 mg/l	1	
acenaphthene 83-32-9	<0.010 mg/l	<0.010 mg/l	<0.010 mg/l	<0.010 mg/l	1	
acenaphthylene 208-96-8	<0.010 mg/l	<0.010 mg/l	<0.010 mg/l	<0.010 mg/l	1	
anthracene 120-12-7	<0.010 mg/l	<0.010 mg/l	<0.010 mg/l	<0.010 mg/l	1	
benzidine 92-87-5	<0.030 mg/l	<0.030 mg/l	<0.030 mg/l	<0.030 mg/l	1	
benzo(a)anthracene 56-55-3	<0.010 mg/l	<0.010 mg/l	<0.010 mg/l	<0.010 mg/l	1	
benzo(a)pyrene 50-32-8	<0.010 mg/l	<0.010 mg/l	<0.010 mg/l	<0.010 mg/l	1	
benzo(b)fluoranthene 205-99-2	<0.010 mg/l	<0.010 mg/l	<0.010 mg/l	<0.010 mg/l	1	
benzo(ghi)perylene 191-24-2	<0.010 mg/l	<0.010 mg/l	<0.010 mg/l	<0.010 mg/l	1	
benzo(k)fluoranthene 207-08-9	<0.010 mg/l	<0.010 mg/l	<0.010 mg/l	<0.010 mg/l	1	
benzyl butyl phthalate 85-68-7	<0.010 ug/l	<0.010 mg/l	<0.010 mg/l	<0.010 mg/l	1	
bis(2-chloroethoxy)methane 111-91-1	<0.010 mg/l	<0.010 mg/l	<0.010 mg/l	<0.010 mg/l	1	
bis(2-chloroethyl)ether 111-44-4	<0.010 mg/l	<0.010 mg/l	<0.010 mg/l	<0.010 mg/l	1	
bis(2-chloroisopropyl) ether 108-60-1	<0.010 mg/l	<0.010 mg/l	<0.010 mg/l	<0.010 mg/l	1	
bis(2-ethylhexyl)phthalate 117-81-7	<0.010 mg/l	<0.010 mg/l	<0.010 mg/l	<0.010 mg/l	1	
chrysene 218-01-9	<0.010 mg/l	<0.010 mg/l	<0.010 mg/l	<0.010 mg/l	1	
di-n-butyl phthalate 84-74-2	<0.010 mg/l	<0.010 mg/l	<0.010 mg/l	<0.010 mg/l	1	
di-n-octyl phthalate 117-84-0	<0.010 mg/l	<0.010 mg/l	<0.010 mg/l	<0.010 mg/l	1	
dibenzo(a,h)anthracene 53-70-3	<0.010 mg/l	<0.010 mg/l	<0.010 mg/l	<0.010 mg/l	1	
diethyl phthalate 84-66-2	<0.010 mg/l	<0.010 mg/l	<0.010 mg/l	<0.010 mg/l	1	
dimethyl phthalate 131-11-3	<0.010 mg/l	<0.010 mg/l	<0.010 mg/l	<0.010 mg/l	1	
fluoranthene 206-44-0	<0.010 mg/l	<0.010 mg/l	<0.010 mg/l	<0.010 mg/l	1	
fluorene 86-73-7	<0.010 mg/l	<0.010 mg/l	<0.010 mg/l	<0.010 mg/l	1	
hexachlorobenzene 118-74-1	<0.010 mg/l	<0.010 mg/l	<0.010 mg/l	<0.010 mg/l	1	
hexachlorobutadiene 87-68-3	<0.010 mg/l	<0.010 mg/l	<0.010 mg/l	<0.010 mg/l	1	
hexachlorocyclopentadiene 77-47-4	<0.010 mg/l	<0.010 mg/l	<0.010 mg/l	<0.010 mg/l	1	
hexachloroethane 67-72-1	<0.010 mg/l	<0.010 mg/l	<0.010 mg/l	<0.010 mg/l	1	
indeno(1,2,3-cd)pyrene 193-39-5	<0.010 mg/l	<0.010 mg/l	<0.010 mg/l	<0.010 mg/l	1	
isophorone 78-59-1	<0.010 mg/l	<0.010 mg/l	<0.010 mg/l	<0.010 mg/l	1	
N-nitrosodi-n-propylamine 621-64-7	<0.010 mg/l	<0.010 mg/l	<0.010 mg/l	<0.010 mg/l	1	
N-nitrosodimethylamine 62-75-9	<0.010 mg/l	<0.010 mg/l	<0.010 mg/l	<0.010 mg/l	1	
N-nitrosodiphenylamine 86-30-6	<0.010 mg/l	<0.010 mg/l	<0.010 mg/l	<0.010 mg/l	1	
naphthalene 91-20-3	<0.010 mg/l	<0.010 mg/l	<0.010 mg/l	<0.010 mg/l	1	
nitrobenzene 98-95-3	<0.010 mg/l	<0.010 mg/l	<0.010 mg/l	<0.010 mg/l	1	
phenanthrene 85-01-8	<0.010 mg/l	<0.010 mg/l	<0.010 mg/l	<0.010 mg/l	1	
pyrene 129-00-0	<0.010 mg/l	<0.010 mg/l	<0.010 mg/l	<0.010 mg/l	1	
2,4,6-trichlorophenol 88-06-2	<0.030 mg/l	<0.030 mg/l	<0.030 mg/l	<0.030 mg/l	1	
2,4-dichlorophenol 120-83-2	<0.030 mg/l	<0.030 mg/l	<0.030 mg/l	<0.030 mg/l	1	
2,4-dimethylphenol 105-67-9	<0.030 mg/l	<0.030 mg/l	<0.030 mg/l	<0.030 mg/l	1	
2,4-dinitrophenol 51-28-5	<0.030 mg/l	<0.030 mg/l	<0.030 mg/l	<0.030 mg/l	1	

Outfall S12

Parts B and C Continued

Pollutant and CAS Number (if available)	Maximum Values (include units)		Average Values (include units)		Number of Storm Events Sampled	Sources of Pollutants
	Grab Sample Taken During First 30 Minutes	Flow-weighted Composite	Grab Sample Taken During First 30 Minutes	Flow-weighted Composite		
2-methyl-4,6-dinitrophenol 534-52-1	<0.030 mg/l	<0.030 mg/l	<0.030 mg/l	<0.030 mg/l	1	
2-nitrophenol 88-75-5	<0.030 mg/l	<0.030 mg/l	<0.030 mg/l	<0.030 mg/l	1	
4-chloro-3-methyl phenol 59-50-7	<0.030 mg/l	<0.030 mg/l	<0.030 mg/l	<0.030 mg/l	1	
4-nitrophenol 100-02-7	<0.030 mg/l	<0.030 mg/l	<0.030 mg/l	<0.030 mg/l	1	
pentachlorophenol 87-86-5	<0.030 mg/l	<0.030 mg/l	<0.030 mg/l	<0.030 mg/l	1	
phenol 108-95-2	<0.030 mg/l	<0.030 mg/l	<0.030 mg/l	<0.030 mg/l	1	
4,4'-DDD 72-54-8	<0.00001mg/l	<0.00001 mg/l	<0.00001 mg/l	<0.00001 mg/l	1	
4,4'-DDE 72-55-9	<0.00001 mg/l	<0.00001 mg/l	<0.00001 mg/l	<0.00001 mg/l	1	
4,4'-DDT 50-29-3	<0.00001 mg/l	<0.00001 mg/l	<0.00001 mg/l	<0.00001 mg/l	1	
aldrin 309-00-2	<0.00001 mg/l	<0.00001 mg/l	<0.00001 mg/l	<0.00001 mg/l	1	
chlordane 57-74-9	<0.00004 mg/l	<0.00004 mg/l	<0.00004 mg/l	<0.00004 mg/l	1	
dieldrin 60-57-1	<0.00001 mg/l	<0.00001 mg/l	<0.00001 mg/l	<0.00001 mg/l	1	
endosulfan I 959-98-8	<0.00001 mg/l	<0.00001mg/l	<0.00001 mg/l	<0.00001 mg/l	1	
endosulfan II 33213-65-9	<0.00001 mg/l	<0.00001 mg/l	<0.00001 mg/l	<0.00001 mg/l	1	
endosulfan sulfate 1031-07-8	<0.00001 mg/l	<0.00001 mg/l	<0.00001 mg/l	<0.00001 mg/l	1	
endrin 72-20-8	<0.00005 mg/l	<0.00005 mg/l	<0.00005 mg/l	<0.00005 mg/l	1	
endrin aldehyde 7421-93-4	<0.00001 mg/l	<0.00001 mg/l	<0.00001 mg/l	<0.00001 mg/l	1	
heptachlor 76-44-8	<0.00001 mg/l	<0.00001mg/l	<0.00001 mg/l	<0.00001 mg/l	1	
heptachlor epoxide 1024-57-3	<0.00001 mg/l	<0.00001 mg/l	<0.00001 mg/l	<0.00001 mg/l	1	
toxaphene 8001-35-2	<0.0004 mg/l	<0.0004 mg/l	<0.0004 mg/l	<0.0004 mg/l	1	
alpha-BHC 319-84-6	<0.00001 mg/l	<0.00001mg/l	<0.00001 mg/l	<0.00001 mg/l	1	
beta-BHC 319-85-7	<0.00001 mg/l	<0.00001 mg/l	<0.00001 mg/l	<0.00001 mg/l	1	
delta-BHC 319-86-8	<0.00001 mg/l	<0.00001mg/l	<0.00001 mg/l	<0.00001 mg/l	1	
gamma-BHC 58-89-8	<0.00001 mg/l	<0.00001 mg/l	<0.00001 mg/l	<0.00001 mg/l	1	
2-chlorophenol 95-57-8	<0.030 mg/l	<0.030 mg/l	<0.030 mg/l	<0.030 mg/l	1	
Aroclor-1242 53469-21-9	<0.0005 mg/l	<0.0005 mg/l	<0.0005 mg/l	<0.0005 mg/l	1	
Aroclor-1254 11097-69-1	<0.0005 mg/l	<0.0005 mg/l	<0.0005 mg/l	<0.0005 mg/l	1	
Aroclor-1221 11104-28-2	<0.0005 mg/l	<0.0005 mg/l	<0.0005 mg/l	<0.0005 mg/l	1	
Aroclor-1232 11141-16-5	<0.0005 mg/l	<0.0005 mg/l	<0.0005 mg/l	<0.0005 mg/l	1	
Aroclor-1248 12672-29-6	<0.0005 mg/l	<0.0005 mg/l	<0.0005 mg/l	<0.0005 mg/l	1	
Aroclor-1260 11096-82-5	<0.0005 mg/l	<0.0005 mg/l	<0.0005 mg/l	<0.0005 mg/l	1	
Aroclor-1016 12674-11-2	<0.0005 mg/l	<0.0005 mg/l	<0.0005 mg/l	<0.0005 mg/l	1	
Cresols	<0.010 mg/l	<0.010 mg/l	<0.010 mg/l	<0.010 mg/l	1	
Acrolein	<0.010 mg/l	<0.010 mg/l	<0.010 mg/l	<0.010 mg/l	1	
Acrylonitrile	<0.010 mg/l	<0.010 mg/l	<0.010 mg/l	<0.010 mg/l	1	
1,2-diphenylhydrazine (azobenzene)	Results pending	Results pending	Results pending	Results pending	1	

EPA ID Number (copy from Item 1 of Form1)

Outfall S13

Form Approved OMB No. 2040-0086
Approval expires 5-31-92

VII. Discharge Information (continued from page 3 of Form 2F)

Part A - You must provide the results of at least one analysis for every pollutant in this table. Complete one table for each outfall. See instructions for additional details.

Pollutant and CAS Number (if availible)	Maximum Values (include units)		Average Values (include units)		Number of Storm Events Sampled	Sources of Pollutants
	Grab Sample Taken During First 30 Minutes	Flow-weighted Composite	Grab Sample Taken During First 30 Minutes	Flow-weighted Composite		
Oil and Grease	2 mg/l		2 mg/l		1	
Biological Oxygen Demand (BOD5)	<5 mg/l	<5 mg/l	<5 mg/l	<5 mg/l	1	
Chemical Oxygen Demand (COD)	12 mg/l	18 mg/l	12 mg/l	18 mg/l	1	
Total Suspended Solids (TSS)	18 mg/l	31 mg/l	18 mg/l	31 mg/l	1	
Total Kjeldahl Nitrogen	0.2 mg/l	0.3 mg/l	0.2 mg/l	0.3 mg/l	1	
Nitrate plus Nitrite Nitrogen	0.2 mg/l	0.3 mg/l	0.2 mg/l	0.3 mg/l	1	
Total Phosphorus	<0.1 mg/l	<0.1 mg/l	<0.1 mg/l	<0.1 mg/l	1	
pH	Minimum 8.4	Maximum 8.4	Minimum 8.4	Maximum 8.4		

Part B - List each pollutant that is limited in an effluent guideline which the facility is subject to or any pollutant listed in the facility's NPDES permit for its process wastewater (if the facility is operating under an existing NPDES permit). Complete one table for each outfall. See the instructions for additional details and requirements.

Pollutant and CAS Number (if availible)	Maximum Values (include units)		Average Values (include units)		Number of Storm Events Sampled	Sources of Pollutants
	Grab Sample Taken During First 30 Minutes	Flow-weighted Composite	Grab Sample Taken During First 30 Minutes	Flow-weighted Composite		
Antimony 7440-36-0	<0.003 mg/l	<0.003 mg/l	<0.003 mg/l	<0.003 mg/l	1	
Cyanide	<0.002 mg/l		<0.002 mg/l		1	
Mercury 7439-97-6	<0.0002 mg/l	<0.0002 mg/l	<0.0002 mg/l	<0.0002 mg/l	1	
Phenols	0.004 mg/l		0.004 mg/l		1	
Selenium 7782-49-2	<0.002 mg/l	<0.002 mg/l	<0.002 mg/l	<0.002 mg/l	1	
Sulfate	62 mg/l	230 mg/l	62 mg/l	230 mg/l	1	
Surfactants	<0.05 mg/l	<0.05 mg/l	<0.05 mg/l	<0.05 mg/l	1	
Aluminum 7429-90-5	0.55 mg/l	0.79 mg/l	0.55 mg/l	0.79 mg/l	1	
Arsenic 7440-38-2	<0.04 mg/l	<0.04 mg/l	<0.04 mg/l	<0.04 mg/l	1	
Boron 7440-42-8	0.434 mg/l	0.351 mg/l	0.434 mg/l	0.351 mg/l	1	
Beryllium 7440-41-7	<0.0004mg/l	<0.0004mg/l	<0.0004mg/l	<0.0004mg/l	1	
Cadmium 7440-43-9	<0.004 mg/l	<0.004 mg/l	<0.004 mg/l	<0.004 mg/l	1	
Calcium 7440-70-2	62.0 mg/l	56.7 mg/l	62.0 mg/l	56.7 mg/l	1	
Chromium 7440-47-3	<0.006 mg/l	<0.006 mg/l	<0.006 mg/l	<0.006 mg/l	1	
Cobalt 7440-48-4	<0.002 mg/l	<0.002 mg/l	<0.002 mg/l	<0.002 mg/l	1	
Copper 7440-50-8	<0.006 mg/l	<0.006 mg/l	<0.006 mg/l	<0.006 mg/l	1	
Iron 7439-89-6	0.53 mg/l	0.88 mg/l	0.53 mg/l	0.88 mg/l	1	
Lead 7439-92-1	<0.02 mg/l	<0.02 mg/l	<0.02 mg/l	<0.02 mg/l	1	
Lithium 7439-93-2	0.02 mg/l	0.02 mg/l	0.02 mg/l	0.02 mg/l	1	
Magnesium 7439-95-4	10.8 mg/l	9.12 mg/l	10.8 mg/l	9.12 mg/l	1	
Manganese 7439-96-5	0.013 mg/l	0.021 mg/l	0.013 mg/l	0.021 mg/l	1	
Molybdenum 7439-98-7	<0.006 mg/l	<0.006 mg/l	<0.006 mg/l	<0.006 mg/l	1	
Nickel 7440-02-0	<0.008 mg/l	<0.008 mg/l	<0.008 mg/l	<0.008 mg/l	1	
Potassium 7440-09-7	3.7 mg/l	4.4 mg/l	3.7 mg/l	4.4 mg/l	1	
Silver 7440-22-4	<0.006 mg/l	<0.006 mg/l	<0.006 mg/l	<0.006 mg/l	1	
Sodium 7440-23-5	7.30 mg/l	5.69 mg/l	7.30 mg/l	5.69 mg/l	1	
Titanium 7440-32-6	<0.01 mg/l	<0.01 mg/l	<0.01 mg/l	<0.01 mg/l	1	
Zinc 7440-66-6	<0.01 mg/l	0.02 mg/l	<0.01 mg/l	0.02 mg/l	1	

Continued from front.

Part C- List each pollutant shown in Tables 2F-2, 2F-3, and 2F4 that you know or have reason to believe is present. See the instructions for additional details and requirements. Comple one table for each outfall.

Pollutant and CAS Number (if availible)	Maximum Values (include units)		Average Values (include units)		Number of Storm Events Sampled	Sources of Pollutants
	Grab Sample Taken During First 30 Minutes	Flow-weighted Composite	Grab Sample Taken During First 30 Minutes	Flow-weighted Composite		
1,1,1,-trichloroethane 71-55-6	<0.010 mg/l		<0.010 mg/l		1	
1,1,2,2-tetrachloroethane 79-34-5	<0.010 mg/l		<0.010 mg/l		1	
1,1,2- trichloroethane 79-00-5	<0.010 mg/l		<0.010 mg/l		1	
1,1-dichloroethane 75-34-3	<0.010 mg/l		<0.010 mg/l		1	
1,1-dichloroethylene 75-35-4	<0.010 mg/l		<0.010 mg/l		1	
1,2-dichloroethane 107-06-2	<0.010 mg/l		<0.010 mg/l		1	
1,2-dichloropropane 78-87-5	<0.010 mg/l		<0.010 mg/l		1	
2-chloroethylvinylether 110-75-8	<0.010 mg/l		<0.010 mg/l		1	
benzene 71-43-2	<0.010 mg/l		<0.010 mg/l		1	
bromodichloromethane 75-27-4	<0.010 mg/l		<0.010 mg/l		1	
bromoform 75-25-2	<0.010 mg/l		<0.010 mg/l		1	
bromomethane 74-83-9	<0.010 mg/l		<0.010 mg/l		1	
carbon tetrachloride 56-23-5	<0.010 mg/l		<0.010 mg/l		1	
chlorobenzene 108-90-7	<0.010 mg/l		<0.010 mg/l		1	
chloroethane 75-00-3	<0.010 mg/l		<0.010 mg/l		1	
chloroform 67-66-3	<0.010 mg/l		<0.010 mg/l		1	
chloromethane 74-87-3	<0.010 mg/l		<0.010 mg/l		1	
dibromochloromethane 124-48-1	<0.010 mg/l		<0.010 mg/l		1	
ethylbenzene 100-41-4	<0.010 mg/l		<0.010 mg/l		1	
toluene 108-88-3	<0.010 mg/l		<0.010 mg/l		1	
vinyl chloride 75-01-4	<0.010 mg/l		<0.010 mg/l		1	
1,3-dichloropropene 10061-01-5	<0.010 mg/l		<0.010 mg/l		1	
trans-1,2-dichloroethene 156-60-5	<0.010 mg/l		<0.010 mg/l		1	
alpha activity 12587-46-1	13 pci/l	9.6 pci/l	13 pci/l	9.6 pci/l	1	
beta activity 12587-46-1	9.0 pci/l	8.1 pci/l	9.0 pci/l	8.1 pci/l	1	
fecal coliform	500 co/.1L	1,000 co/.1L	500 co/.1L	1,000 co/.1L	1	
Thallium 7440-28-0	<0.001 mg/l	<0.001 mg/l	<0.001 mg/l	<0.001 mg/l	1	
Uranium 7440-61-1	0.027 mg/l	0.024 mg/l	0.027 mg/l	0.024 mg/l	1	
Gamma activity	75 pci/l	7.0 pci/l	75 pci/l	7.0 pci/l	1	

Part D- Provide data for the sorm event(s) which resulted in the maximum values for the flow weighted composite sample.

1. Date of Storm Event	2. Duration of Storm (in minutes)	3. Total rainfall during storm event (in inches)	4. Number of hours between beginning of storm measured and end of previous measurable rain event	5. Maximum flow rate during rain event (gallons/min or specify units)	6. Total flow from rain event (gallons or specify units)	7. Season sample was taken	8. Form of Precipitation (rainfall, snowmelt)
10/14/91-10/15/91	650	1.4	226.25	1,010	302,103	Fall	Rainfall

9. Provide a description of the method of flow measurement or estimate.

An ISCO 3230 Flow meter was used to obtain water level readings. This instrument was calibrated with the normal dry weather flow, if present, as level zero. The flow meter was programmed with the characteristics of the conveyance so that flow rates and total flows could be calculated by the meter.

Outfall S13

Parts B and C Continued

Pollutant and CAS Number (if availible)	Maximum Values (include units)		Average Values (include units)		Number of Storm Events Sampled	Sources of Pollutants
	Grab Sample Taken During First 30 Minutes	Flow-weighted Composite	Grab Sample Taken During First 30 Minutes	Flow-weighted Composite		
Barium 7440-39-3	0.0773 mg/l	0.0633 mg/l	0.0773 mg/l	0.0633 mg/l	1	
methylene chloride 75-09-2	<0.010 mg/l		<0.010 mg/l		1	
tetrachloroethene 127-18-4	<0.010 mg/l		<0.010 mg/l		1	
trichloroethene 79-01-6	<0.010 mg/l		<0.010 mg/l		1	
Xylenes	<0.010 mg/l		<0.010 mg/l		1	
1,2,4-trichlorobenzene 120-82-1	<0.010 mg/l	<0.010 mg/l	<0.010 mg/l	<0.010 mg/l	1	
1,2-dichlorobenzene 95-50-1	<0.010 mg/l	<0.010 mg/l	<0.010 mg/l	<0.010 mg/l	1	
1,3-dichlorobenzene 541-73-1	<0.010 mg/l	<0.010 mg/l	<0.010 mg/l	<0.010 mg/l	1	
1,4-dichlorobenzene 106-46-7	<0.010 mg/l	<0.010 mg/l	<0.010 mg/l	<0.010 mg/l	1	
2,4-dinitrotoluene 121-14-2	<0.010 mg/l	<0.010 mg/l	<0.010 mg/l	<0.010 mg/l	1	
2,6-dinitrotoluene 606-20-2	<0.010 mg/l	<0.010 mg/l	<0.010 mg/l	<0.010 mg/l	1	
2-chloronaphthalene 91-58-7	<0.010 mg/l	<0.010 mg/l	<0.010 mg/l	<0.010 mg/l	1	
3,3'-dichlorobenzidine 91-94-1	<0.010 mg/l	<0.010 mg/l	<0.010 mg/l	<0.010 mg/l	1	
4-bromophenylphenyl ether 101-55-3	<0.010 mg/l	<0.010 mg/l	<0.010 mg/l	<0.010 mg/l	1	
4-chlorophenylphenyl ether 7005-72-3	<0.010 mg/l	<0.010 mg/l	<0.010 mg/l	<0.010 mg/l	1	
acenaphthene 83-32-9	<0.010 mg/l	<0.010 mg/l	<0.010 mg/l	<0.010 mg/l	1	
acenaphthylene 208-96-8	<0.010 mg/l	<0.010 mg/l	<0.010 mg/l	<0.010 mg/l	1	
anthracene 120-12-7	<0.010 mg/l	<0.010 mg/l	<0.010 mg/l	<0.010 mg/l	1	
benzidine 92-87-5	<0.030 mg/l	<0.030 mg/l	<0.030 mg/l	<0.030 mg/l	1	
benzo(a)anthracene 56-55-3	<0.010 mg/l	<0.010 mg/l	<0.010 mg/l	<0.010 mg/l	1	
benzo(a)pyrene 50-32-8	<0.010 mg/l	<0.010 mg/l	<0.010 mg/l	<0.010 mg/l	1	
benzo(b)fluoranthene 205-99-2	<0.010 mg/l	<0.010 mg/l	<0.010 mg/l	<0.010 mg/l	1	
benzo(ghi)perylene 191-24-2	<0.010 mg/l	<0.010 mg/l	<0.010 mg/l	<0.010 mg/l	1	
benzo(k)fluoranthene 207-08-9	<0.010 mg/l	<0.010 mg/l	<0.010 mg/l	<0.010 mg/l	1	
benzyl butyl phthalate 85-68-7	<0.010 mg/l	<0.010 mg/l	<0.010 mg/l	<0.010 mg/l	1	
bis(2-chloroethoxy)methane 111-91-1	<0.010 mg/l	<0.010 mg/l	<0.010 mg/l	<0.010 mg/l	1	
bis(2-chloroethyl)ether 111-44-4	<0.010 mg/l	<0.010 mg/l	<0.010 mg/l	<0.010 mg/l	1	
bis(2-chloroisopropyl) ether 108-60-1	<0.010 mg/l	<0.010 mg/l	<0.010 mg/l	<0.010 mg/l	1	
bis(2-ethylhexyl)phthalate 117-81-7	<0.010 mg/l	<0.010 mg/l	<0.010 mg/l	<0.010 mg/l	1	
chrysene 218-01-9	<0.010 mg/l	<0.010 mg/l	<0.010 mg/l	<0.010 mg/l	1	
di-n-butyl phthalate 84-74-2	<0.010 mg/l	<0.010 mg/l	<0.010 mg/l	<0.010 mg/l	1	
di-n-octyl phthalate 117-84-0	<0.010 mg/l	<0.010 mg/l	<0.010 mg/l	<0.010 mg/l	1	
dibenzo(a,h)anthracene 53-70-3	<0.010 mg/l	<0.010 mg/l	<0.010 mg/l	<0.010 mg/l	1	
diethyl phthalate 84-66-2	<0.010 mg/l	<0.010 mg/l	<0.010 mg/l	<0.010 mg/l	1	
dimethyl phthalate 131-11-3	<0.010 mg/l	<0.010 mg/l	<0.010 mg/l	<0.010 mg/l	1	
fluoranthene 206-44-0	<0.010 mg/l	<0.010 mg/l	<0.010 mg/l	<0.010 mg/l	1	
fluorene 86-73-7	<0.010 mg/l	<0.010 mg/l	<0.010 mg/l	<0.010 mg/l	1	
hexachlorobenzene 118-74-1	<0.010 mg/l	<0.010 mg/l	<0.010 mg/l	<0.010 mg/l	1	
hexachlorobutadiene 87-68-3	<0.010 mg/l	<0.010 mg/l	<0.010 mg/l	<0.010 mg/l	1	
hexachlorocyclopentadiene 77-47-4	<0.010 mg/l	<0.010 mg/l	<0.010 mg/l	<0.010 mg/l	1	
hexachloroethane 67-72-1	<0.010 mg/l	<0.010 mg/l	<0.010 mg/l	<0.010 mg/l	1	
indeno(1,2,3-cd)pyrene 193-39-5	<0.010 mg/l	<0.010 mg/l	<0.010 mg/l	<0.010 mg/l	1	
isophorone 78-59-1	<0.010 mg/l	<0.010 mg/l	<0.010 mg/l	<0.010 mg/l	1	
N-nitrosodi-n-propylamine 621-64-7	<0.010 mg/l	<0.010 mg/l	<0.010 mg/l	<0.010 mg/l	1	
N-nitrosodimethylamine 62-75-9	<0.010 mg/l	<0.010 mg/l	<0.010 mg/l	<0.010 mg/l	1	
N-nitrosodiphenylamine 86-30-6	<0.010 mg/l	<0.010 mg/l	<0.010 mg/l	<0.010 mg/l	1	
naphthalene 91-20-3	<0.010 mg/l	<0.010 mg/l	<0.010 mg/l	<0.010 mg/l	1	
nitrobenzene 98-95-3	<0.010 mg/l	<0.010 mg/l	<0.010 mg/l	<0.010 mg/l	1	
phenanthrene 85-01-8	<0.010 mg/l	<0.010 mg/l	<0.010 mg/l	<0.010 mg/l	1	
pyrene 129-00-0	<0.010 mg/l	<0.010 mg/l	<0.010 mg/l	<0.010 mg/l	1	
2,4,6-trichlorophenol 88-06-2	<0.030 mg/l	<0.030 mg/l	<0.030 mg/l	<0.030 mg/l	1	
2,4-dichlorophenol 120-83-2	<0.030 mg/l	<0.030 mg/l	<0.030 mg/l	<0.030 mg/l	1	
2,4-dimethylphenol 105-67-9	<0.030 mg/l	<0.030 mg/l	<0.030 mg/l	<0.030 mg/l	1	
2,4-dinitrophenol 51-28-5	<0.030 mg/l	<0.030 mg/l	<0.030 mg/l	<0.030 mg/l	1	

Outfall S13

Parts B and C Continued

Pollutant and CAS Number (if availible)	Maximum Values (include units)		Average Values (include units)		Number of Storm Events Sampled	Sources of Pollutants
	Grab Sample Taken During First 30 Minutes	Flow-weighted Composite	Grab Sample Taken During First 30 Minutes	Flow-weighted Composite		
2-methyl-4,6-dinitrophenol 534-52-1	<0.030 mg/l	<0.030 mg/l	<0.030 mg/l	<0.030 mg/l	1	
2-nitrophenol 88-75-5	<0.030 mg/l	<0.030 mg/l	<0.030 mg/l	<0.030 mg/l	1	
4-chloro-3-methyl phenol 59-50-7	<0.030 mg/l	<0.030 mg/l	<0.030 mg/l	<0.030 mg/l	1	
4-nitrophenol 100-02-7	<0.030 mg/l	<0.030 mg/l	<0.030 mg/l	<0.030 mg/l	1	
pentachlorophenol 87-86-5	<0.030 mg/l	<0.030 mg/l	<0.030 mg/l	<0.030 mg/l	1	
phenol 108-95-2	<0.030 mg/l	<0.030 mg/l	<0.030 mg/l	<0.030 mg/l	1	
4,4'-DDD 72-54-8	<0.00001 mg/l	<0.00001mg/l	<0.00001 mg/l	<0.00001 mg/l	1	
4,4'-DDE 72-55-9	<0.00001 mg/l	<0.00001mg/l	<0.00001 mg/l	<0.00001 mg/l	1	
4,4'-DDT 50-29-3	<0.00001 mg/l	<0.00001mg/l	<0.00001 mg/l	<0.00001 mg/l	1	
aldrin 309-00-2	<0.00001 mg/l	<0.00001 mg/l	<0.00001 mg/l	<0.00001 mg/l	1	
chlordane 57-74-9	<0.00002 mg/l	<0.00002 mg/l	<0.00002 mg/l	<0.00002 mg/l	1	
dieldrin 60-57-1	<0.00001 mg/l	<0.00001mg/l	<0.00001 mg/l	<0.00001 mg/l	1	
endosulfan I 959-98-8	<0.00001 mg/l	<0.00001mg/l	<0.00001 mg/l	<0.00001 mg/l	1	
endosulfan II 33213-65-9	<0.00001 mg/l	<0.00001mg/l	<0.00001 mg/l	<0.00001 mg/l	1	
endosulfan sulfate 1031-07-8	<0.00001 mg/l	<0.00001mg/l	<0.00001 mg/l	<0.00001 mg/l	1	
endrin 72-20-8	<0.00005 mg/l	<0.00005 mg/l	<0.00005 mg/l	<0.00005 mg/l	1	
endrin aldehyde 7421-93-4	<0.00001 mg/l	<0.00001mg/l	<0.00001 mg/l	<0.00001 mg/l	1	
heptachlor 76-44-8	<0.00001 mg/l	<0.00001mg/l	<0.00001 mg/l	<0.00001 mg/l	1	
heptachlor epoxide 1024-57-3	<0.00001 mg/l	<0.00001mg/l	<0.00001 mg/l	<0.00001 mg/l	1	
toxaphene 8001-35-2	<0.0002 mg/l	<0.0002 mg/l	<0.0002 mg/l	<0.0002 mg/l	1	
alpha-BHC 319-84-6	<0.00001 mg/l	<0.00001mg/l	<0.00001 mg/l	<0.00001 mg/l	1	
beta-BHC 319-85-7	<0.00001 mg/l	<0.00001mg/l	<0.00001 mg/l	<0.00001 mg/l	1	
delta-BHC 319-86-8	<0.00001 mg/l	<0.00001mg/l	<0.00001 mg/l	<0.00001 mg/l	1	
gamma-BHC 58-89-8	<0.00001 mg/l	<0.00001 mg/l	<0.00001 mg/l	<0.00001 mg/l	1	
2-chlorophenol 95-57-8	<0.030 mg/l	<0.030 mg/l	<0.030 mg/l	<0.030 mg/l	1	
Aroclor-1242 53469-21-9	<0.0005 mg/l	<0.0005 mg/l	<0.0005 mg/l	<0.0005 mg/l	1	
Aroclor-1254 11097-69-1	<0.0005 mg/l	<0.0005 mg/l	<0.0005 mg/l	<0.0005 mg/l	1	
Aroclor-1221 11104-28-2	<0.0005 mg/l	<0.0005 mg/l	<0.0005 mg/l	<0.0005 mg/l	1	
Aroclor-1232 11141-16-5	<0.0005 mg/l	<0.0005 mg/l	<0.0005 mg/l	<0.0005 mg/l	1	
Aroclor-1248 12672-29-6	<0.0005 mg/l	<0.0005 mg/l	<0.0005 mg/l	<0.0005 mg/l	1	
Aroclor-1260 11096-82-5	<0.0005 mg/l	<0.0005 mg/l	<0.0005 mg/l	<0.0005 mg/l	1	
Aroclor-1016 12674-11-2	<0.0005 mg/l	<0.0005 mg/l	<0.0005 mg/l	<0.0005 mg/l	1	
Cresols	<0.030 mg/l	<0.030 mg/l	<0.030 mg/l	<0.030 mg/l	1	
Acrolein	<0.010 mg/l	<0.010 mg/l	<0.010 mg/l	<0.010 mg/l	1	
Acrylonitrile	<0.010 mg/l	<0.010 mg/l	<0.010 mg/l	<0.010 mg/l	1	
1,2-diphenylhydrazine (azobenzene)	Results pending	Results pending	Results pending	Results pending	1	

EPA ID Number (copy from Item 1 of Form1)

Outfall S14

Form Approved OMB No. 2040-0086
Approval expires 5-31-92

VII. Discharge Information (continued from page 3 of Form 2F)

Part A - You must provide the results of at least one analysis for every pollutant in this table. Complete one table for each outfall. See instructions for additional details.

Pollutant and CAS Number (if availible)	Maximum Values (include units)		Average Values (include units)		Number of Storm Events Sampled	Sources of Pollutants
	Grab Sample Taken During First 30 Minutes	Flow-weighted Composite	Grab Sample Taken During First 30 Minutes	Flow-weighted Composite		
Oil and Grease	<2 mg/l		<2 mg/l		1	
Biological Oxygen Demand (BOD5)	8 mg/l	8.25 mg/l	8 mg/l	8.25 mg/l	1	
Chemical Oxygen Demand (COD)	30 mg/l	33 mg/l	30 mg/l	33 mg/l	1	
Total Suspended Solids (TSS)	<5 mg/l	57 mg/l	<5 mg/l	57 mg/l	1	
Total Kjeldahl Nitrogen	0.7 mg/l	0.8 mg/l	0.7 mg/l	0.8 mg/l	1	
Nitrate plus Nitrite Nitrogen	0.1 mg/l	1.0 mg/l	0.1 mg/l	1.0 mg/l	1	
Total Phosphorus	<0.1 mg/l	0.14 mg/l	<0.1 mg/l	0.14 mg/l	1	
pH	Minimum 8.5	Maximum 8.5	Minimum 8.5	Maximum 8.5		

Part B - List each pollutant that is limited in an effluent guideline which the facility is subject to or any pollutant listed in the facility's NPDES permit for its process wastewater (if the facility is operating under an existing NPDES permit). Complete one table for each outfall. See the instructions for additional details and requirements.

Pollutant and CAS Number (if availible)	Maximum Values (include units)		Average Values (include units)		Number of Storm Events Sampled	Sources of Pollutants
	Grab Sample Taken During First 30 Minutes	Flow-weighted Composite	Grab Sample Taken During First 30 Minutes	Flow-weighted Composite		
Antimony 7440-36-0	<0.003 mg/l	<0.003 mg/l	<0.003 mg/l	<0.003 mg/l	1	
Cyanide	<0.002 mg/l		<0.002 mg/l		1	
Mercury 7439-97-6	<0.0002 mg/l	<0.0002 mg/l	<0.0002 mg/l	<0.0002 mg/l	1	
Phenols	0.002 mg/l		0.002 mg/l		1	
Selenium 7782-49-2	<0.002 mg/l	<0.002 mg/l	<0.002 mg/l	<0.002 mg/l	1	
Sulfate	100 mg/l	110 mg/l	100 mg/l	110 mg/l	1	
Surfactants	<0.05 mg/l	<0.05 mg/l	<0.05 mg/l	<0.05 mg/l	1	
Aluminum 7429-90-5	0.08 mg/l	1.90 mg/l	0.08 mg/l	1.90 mg/l	1	
Arsenic 7440-38-2	<0.04 mg/l	<0.04 mg/l	<0.04 mg/l	<0.04 mg/l	1	
Boron 7440-42-8	41.7 mg/l	7.42 mg/l	41.7 mg/l	7.42 mg/l	1	
Beryllium 7440-41-7	<0.0004mg/l	0.0013mg/l	<0.0004mg/l	0.0013mg/l	1	
Cadmium 7440-43-9	<0.004 mg/l	<0.004 mg/l	<0.004 mg/l	<0.004 mg/l	1	
Calcium 7440-70-2	106 mg/l	54.8 mg/l	106 mg/l	54.8 mg/l	1	
Chromium 7440-47-3	<0.006 mg/l	<0.006 mg/l	<0.006 mg/l	<0.006 mg/l	1	
Cobalt 7440-48-4	<0.002 mg/l	0.003 mg/l	<0.002 mg/l	0.003 mg/l	1	
Copper 7440-50-8	<0.006 mg/l	<0.006 mg/l	<0.006 mg/l	<0.006 mg/l	1	
Iron 7439-89-6	1.31 mg/l	4.43 mg/l	1.31 mg/l	4.43 mg/l	1	
Lead 7439-92-1	<0.02 mg/l	<0.02 mg/l	<0.02 mg/l	<0.02 mg/l	1	
Lithium 7439-93-2	10.5 mg/l	2.31 mg/l	10.5 mg/l	2.31 mg/l	1	
Magnesium 7439-95-4	17.6 mg/l	7.73 mg/l	17.6 mg/l	7.73 mg/l	1	
Manganese 7439-96-5	1.98 mg/l	1.04 mg/l	1.98 mg/l	1.04 mg/l	1	
Molybdenum 7439-98-7	<0.006 mg/l	<0.006 mg/l	<0.006 mg/l	<0.006 mg/l	1	
Nickel 7440-02-0	<0.008 mg/l	<0.008 mg/l	<0.008 mg/l	<0.008 mg/l	1	
Potassium 7440-09-7	8.7 mg/l	5.7 mg/l	8.7 mg/l	5.7 mg/l	1	
Silver 7440-22-4	<0.006 mg/l	<0.006 mg/l	<0.006 mg/l	<0.006 mg/l	1	
Sodium 7440-23-5	17.1 mg/l	3.36 mg/l	17.1 mg/l	3.36 mg/l	1	
Titanium 7440-32-6	<0.01 mg/l	0.02 mg/l	<0.01 mg/l	0.02 mg/l	1	
Zinc 7440-66-6	<0.01 mg/l	0.02 mg/l	<0.01 mg/l	0.02 mg/l	1	

Continue on Reverse

Continued from front.

Part C- List each pollutant shown in Tables 2F-2, 2F-3, and 2F4 that you know or have reason to believe is present. See the instructions for additional details and requirements. Con one table for each outfall.

Pollutant and CAS Number (if availible)	Maximum Values (include units)		Average Values (include units)		Number of Storm Events Sampled	Sources of Pollutants
	Grab Sample Taken During First 30 Minutes	Flow-weighted Composite	Grab Sample Taken During First 30 Minutes	Flow-weighted Composite		
1,1,1,-trichloroethane 71-55-6	<0.010 mg/l		<0.010 mg/l		1	
1,1,2,2-tetrachloroethane 79-34-5	<0.010 mg/l		<0.010 mg/l		1	
1,1,2- trichloroethane 79-00-5	<0.010 mg/l		<0.010 mg/l		1	
1,1-dichloroethane 75-34-3	<0.010 mg/l		<0.010 mg/l		1	
1,1-dichloroethylene 75-35-4	<0.010 mg/l		<0.010 mg/l		1	
1,2-dichloroethane 107-06-2	<0.010 mg/l		<0.010 mg/l		1	
1,2-dichloropropane 78-87-5	<0.010 mg/l		<0.010 mg/l		1	
2-chloroethylvinylether 110-75-8	<0.010 mg/l		<0.010 mg/l		1	
benzene 71-43-2	<0.010 mg/l		<0.010 mg/l		1	
bromodichloromethane 75-27-4	<0.010 mg/l		<0.010 mg/l		1	
bromoform 75-25-2	<0.010 mg/l		<0.010 mg/l		1	
bromomethane 74-83-9	<0.010 mg/l		<0.010 mg/l		1	
carbon tetrachloride 56-23-5	<0.010 mg/l		<0.010 mg/l		1	
chlorobenzene 108-90-7	<0.010 mg/l		<0.010 mg/l		1	
chloroethane 75-00-3	0.014 mg/l		0.014 mg/l		1	
chloroform 67-66-3	<0.010 mg/l		<0.010 mg/l		1	
chloromethane 74-87-3	<0.010 mg/l		<0.010 mg/l		1	
dibromochloromethane 124-48-1	<0.010 mg/l		<0.010 mg/l		1	
ethylbenzene 100-41-4	<0.010 mg/l		<0.010 mg/l		1	
toluene 108-88-3	<0.010 mg/l		<0.010 mg/l		1	
vinyl chloride 75-01-4	<0.010 mg/l		<0.010 mg/l		1	
1,3-dichloropropene 10061-01-5	<0.010 mg/l		<0.010 mg/l		1	
trans-1,2-dichloroethene 156-60-5	<0.010 mg/l		<0.010 mg/l		1	
alpha activity 12587-46-1	53 pci/l	47 pci/l	53 pci/l	47 pci/l	1	
beta activity 12587-46-1	42 pci/l	33 pci/l	42 pçi/l	33 pci/l	1	
focal coliform	100 co/.1L	9,000 co/.1L	100 co/.1L	9,000 co/.1L	1	
Thallium 7440-28-0	<0.001 mg/l	<0.001 mg/l	<0.001 mg/l	<0.001 mg/l	1	
Uranium 7440-61-1	0.103 mg/l	0.125 mg/l	0.103 mg/l	0.125 mg/l	1	
Gamma activity	6.4 pci/l	2.3 pci/l	6.4 pci/l	2.3 pci/l	1	

Part D- Provide data for the storm event(s) which resulted in the maximum values for the flow weighted composite sample.

1. Date of Storm Event	2. Duration of Storm (in minutes)	3. Total rainfall during storm event (in inches)	4. Number of hours between beginning of storm measured and end of previous measurable rain event	5. Maximum flow rate during rain event (gallons/min or specify units)	6. Total flow from rain event (gallons or specify units)	7. Season sample was taken	8. Form of Precipitation (rainfall, snowmelt)
10/14/91-10/15/91	650	1.6	226.25	229	31,800	Fall	Rainfall

9. Provide a description of the method of flow measurement or estimate.

An ISCO 3230 Flow meter was used to obtain water level readings. This instrument was calibrated with the normal dry weather flow, if present, as lev. zero. The flow meter was programmed with the characteristics of the conveyance so that flow rates and total flows could be calculated by the meter.

Outfall S14

Parts B and C Continued

Pollutant and CAS Number (if availible)	Maximum Values (include units)		Average Values (include units)		Number of Storm Events Sampled	Sources of Pollutants
	Grab Sample Taken During First 30 Minutes	Flow-weighted Composite	Grab Sample Taken During First 30 Minutes	Flow-weighted Composite		
Barium 7440-39-3	0.186 mg/l	0.110 mg/l	0.186 mg/l	0.110 mg/l	1	
methylene chloride 75-09-2	<0.010 mg/l		<0.010 mg/l		1	
tetrachloroethene 127-18-4	<0.010 mg/l		<0.010 mg/l		1	
trichloroethene 79-01-6	<0.010 mg/l		<0.010 mg/l		1	
Xylenes	<0.010 mg/l		<0.010 mg/l		1	
1,2,4-trichlorobenzene 120-82-1	<0.010 mg/l	<0.010 mg/l	<0.010 mg/l	<0.010 mg/l	1	
1,2-dichlorobenzene 95-50-1	<0.010 mg/l	<0.010 mg/l	<0.010 mg/l	<0.010 mg/l	1	
1,3-dichlorobenzene 541-73-1	<0.010 mg/l	<0.010 mg/l	<0.010 mg/l	<0.010 mg/l	1	
1,4-dichlorobenzene 106-46-7	<0.010 mg/l	<0.010 mg/l	<0.010 mg/l	<0.010 mg/l	1	
2,4-dinitrotoluene 121-14-2	<0.010 mg/l	<0.010 mg/l	<0.010 mg/l	<0.010 mg/l	1	
2,6-dinitrotoluene 606-20-2	<0.010 mg/l	<0.010 mg/l	<0.010 mg/l	<0.010 mg/l	1	
2-chloronaphthalene 91-58-7	<0.010 mg/l	<0.010 mg/l	<0.010 mg/l	<0.010 mg/l	1	
3,3'-dichlorobenzidine 91-94-1	<0.010 mg/l	<0.010 mg/l	<0.010 mg/l	<0.010 mg/l	1	
4-bromophenylphenyl ether 101-55-3	<0.010 mg/l	<0.010 mg/l	<0.010 mg/l	<0.010 mg/l	1	
4-chlorophenylphenyl ether 7005-72-3	<0.010 mg/l	<0.010 mg/l	<0.010 mg/l	<0.010 mg/l	1	
acenaphthene 83-32-9	<0.010 mg/l	<0.010 mg/l	<0.010 mg/l	<0.010 mg/l	1	
acenaphthylene 208-96-8	<0.010 mg/l	<0.010 mg/l	<0.010 mg/l	<0.010 mg/l	1	
anthracene 120-12-7	<0.010 mg/l	<0.010 mg/l	<0.010 mg/l	<0.010 mg/l	1	
benzidine 92-87-5	<0.030 mg/l	<0.030 mg/l	<0.030 mg/l	<0.030 mg/l	1	
benzo(a)anthracene 56-55-3	<0.010 mg/l	<0.010 mg/l	<0.010 mg/l	<0.010 mg/l	1	
benzo(a)pyrene 50-32-8	<0.010 mg/l	<0.010 mg/l	<0.010 mg/l	<0.010 mg/l	1	
benzo(b)fluoranthene 205-99-2	<0.010 mg/l	<0.010 mg/l	<0.010 mg/l	<0.010 mg/l	1	
benzo(ghi)perylene 191-24-2	<0.010 mg/l	<0.010 mg/l	<0.010 mg/l	<0.010 mg/l	1	
benzo(k)fluoranthene 207-08-9	<0.010 mg/l	<0.010 mg/l	<0.010 mg/l	<0.010 mg/l	1	
benzyl butyl phthalate 85-68-7	<0.010 mg/l	<0.010 mg/l	<0.010 mg/l	<0.010 mg/l	1	
bis(2-chloroethoxy)methane 111-91-1	<0.010 mg/l	<0.010 mg/l	<0.010 mg/l	<0.010 mg/l	1	
bis(2-chloroethyl)ether 111-44-4	<0.010 mg/l	<0.010 mg/l	<0.010 mg/l	<0.010 mg/l	1	
bis(2-chloroisopropyl) ether 108-60-1	<0.010 mg/l	<0.010 mg/l	<0.010 mg/l	<0.010 mg/l	1	
bis(2-ethylhexyl)phthalate 117-81-7	<0.010 mg/l	<0.010 mg/l	<0.010 mg/l	<0.010 mg/l	1	
chrysene 218-01-9	<0.010 mg/l	<0.010 mg/l	<0.010 mg/l	<0.010 mg/l	1	
di-n-butyl phthalate 84-74-2	<0.010 mg/l	<0.010 mg/l	<0.010 mg/l	<0.010 mg/l	1	
di-n-octyl phthalate 117-84-0	<0.010 mg/l	<0.010 mg/l	<0.010 mg/l	<0.010 mg/l	1	
dibenzo(a,h)anthracene 53-70-3	<0.010 mg/l	<0.010 mg/l	<0.010 mg/l	<0.010 mg/l	1	
diethyl phthalate 84-66-2	<0.010 mg/l	<0.010 mg/l	<0.010 mg/l	<0.010 mg/l	1	
dimethyl phthalate 131-11-3	<0.010 mg/l	<0.010 mg/l	<0.010 mg/l	<0.010 mg/l	1	
fluoranthene 206-44-0	<0.010 mg/l	<0.010 mg/l	<0.010 mg/l	<0.010 mg/l	1	
fluorene 86-73-7	<0.010 mg/l	<0.010 mg/l	<0.010 mg/l	<0.010 mg/l	1	
hexachlorobenzene 118-74-1	<0.010 mg/l	<0.010 mg/l	<0.010 mg/l	<0.010 mg/l	1	
hexachlorobutadiene 87-68-3	<0.010 mg/l	<0.010 mg/l	<0.010 mg/l	<0.010 mg/l	1	
hexachlorocyclopentadiene 77-47-4	<0.010 mg/l	<0.010 mg/l	<0.010 mg/l	<0.010 mg/l	1	
hexachloroethane 67-72-1	<0.010 mg/l	<0.010 mg/l	<0.010 mg/l	<0.010 mg/l	1	
indeno(1,2,3-cd)pyrene 193-39-5	<0.010 mg/l	<0.010 mg/l	<0.010 mg/l	<0.010 mg/l	1	
isophorone 78-59-1	<0.010 mg/l	<0.010 mg/l	<0.010 mg/l	<0.010 mg/l	1	
N-nitrosodi-n-propylamine 621-64-7	<0.010 mg/l	<0.010 mg/l	<0.010 mg/l	<0.010 mg/l	1	
N-nitrosodimethylamine 62-75-9	<0.010 mg/l	<0.010 mg/l	<0.010 mg/l	<0.010 mg/l	1	
N-nitrosodiphenylamine 86-30-6	<0.010 mg/l	<0.010 mg/l	<0.010 mg/l	<0.010 mg/l	1	
naphthalene 91-20-3	<0.010 mg/l	<0.010 mg/l	<0.010 mg/l	<0.010 mg/l	1	
nitrobenzene 98-95-3	<0.010 mg/l	<0.010 mg/l	<0.010 mg/l	<0.010 mg/l	1	
phenanthrene 85-01-8	<0.010 mg/l	<0.010 mg/l	<0.010 mg/l	<0.010 mg/l	1	
pyrene 129-00-0	<0.010 mg/l	<0.010 mg/l	<0.010 mg/l	<0.010 mg/l	1	
2,4,6-trichlorophenol 88-06-2	<0.030 mg/l	<0.030 mg/l	<0.030 mg/l	<0.030 mg/l	1	
2,4-dichlorophenol 120-83-2	<0.030 mg/l	<0.030 mg/l	<0.030 mg/l	<0.030 mg/l	1	
2,4-dimethylphenol 105-67-9	<0.030 mg/l	<0.030 mg/l	<0.030 mg/l	<0.030 mg/l	1	
2,4-dinitrophenol 51-28-5	<0.030 mg/l	<0.030 mg/l	<0.030 mg/l	<0.030 mg/l	1	
2-chlorophenol 95-57-8						

Outfall S14

Parts B and C Continued

Pollutant and CAS Number (if availible)	Maximum Values (include units)		Average Values (include units)		Number of Storm Events Sampled	Sources of Pollutants
	Grab Sample Taken During First 30 Minutes	Flow-weighted Composite	Grab Sample Taken During First 30 Minutes	Flow-weighted Composite		
2-methyl-4,6-dinitrophenol 534-52-1	<0.030 mg/l	<0.030 mg/l	<0.030 mg/l	<0.030 mg/l	1	
2-nitrophenol 88-75-5	<0.030 mg/l	<0.030 mg/l	<0.030 mg/l	<0.030 mg/l	1	
4-chloro-3-methyl phenol 59-50-7	<0.030 mg/l	<0.030 mg/l	<0.030 mg/l	<0.030 mg/l	1	
4-nitrophenol 100-02-7	<0.030 mg/l	<0.030 mg/l	<0.030 mg/l	<0.030 mg/l	1	
pentachlorophenol 87-86-5	<0.030 mg/l	<0.030 mg/l	<0.030 mg/l	<0.030 mg/l	1	
phenol 108-95-2	<0.030 mg/l	<0.030 mg/l	<0.030 mg/l	<0.030 mg/l	1	
4,4'--DDD 72-54-8	<0.00001 mg/l	<0.00001mg/l	<0.00001 mg/l	<0.00001 mg/l	1	
4,4'--DDE 72-55-9	<0.00001 mg/l	<0.00001mg/l	<0.00001 mg/l	<0.00001 mg/l	1	
4,4'-DDT 50-29-3	<0.00001 mg/l	<0.00001mg/l	<0.00001 mg/l	<0.00001 mg/l	1	
aldrin 309-00-2	<0.00001 mg/l	<0.00001 mg/l	<0.00001 mg/l	<0.00001 mg/l	1	
chlordane 57-74-9	<0.00002 mg/l	<0.00002 mg/l	<0.00002 mg/l	<0.00002 mg/l	1	
dieldrin 60-57-1	<0.00001 mg/l	<0.00001mg/l	<0.00001 mg/l	<0.00001 mg/l	1	
endosulfan I 959-98-8	<0.00001 mg/l	<0.00001mg/l	<0.00001 mg/l	<0.00001 mg/l	1	
endosulfan II 33213-65-9	<0.00001 mg/l	<0.00001mg/l	<0.00001 mg/l	<0.00001 mg/l	1	
endosulfan sulfate 1031-07-8	<0.00001 mg/l	<0.00001mg/l	<0.00001 mg/l	<0.00001 mg/l	1	
endrin 72-20-8	<0.00005 mg/l	<0.00005 mg/l	<0.00005 mg/l	<0.00005 mg/l	1	
endrin aldehyde 7421-93-4	<0.00001 mg/l	<0.00001mg/l	<0.00001 mg/l	<0.00001 mg/l	1	
heptachlor 76-44-8	<0.00001 mg/l	<0.00001mg/l	<0.00001 mg/l	<0.00001 mg/l	1	
heptachlor epoxide 1024-57-3	<0.00001 mg/l	<0.00001mg/l	<0.00001 mg/l	<0.00001 mg/l	1	
toxaphene 8001-35-2	<0.0002 mg/l	<0.0002 mg/l	<0.0002 mg/l	<0.0002 mg/l	1	
alpha-BHC 319-84-6	<0.00001 mg/l	<0.00001mg/l	<0.00001 mg/l	<0.00001 mg/l	1	
beta-BHC 319-85-7	<0.00001 mg/l	<0.00001mg/l	<0.00001 mg/l	<0.00001 mg/l	1	
delta-BHC 319-86-8	<0.00001 mg/l	<0.00001mg/l	<0.00001 mg/l	<0.00001 mg/l	1	
gamma-BHC 58-89-8	<0.00001 mg/l	<0.00001 mg/l	<0.00001 mg/l	<0.00001 mg/l	1	
2-chlorophenol 95-57-8	<0.030 mg/l	<0.030 mg/l	<0.030 mg/l	<0.030 mg/l	1	
Aroclor-1242 53469-21-9	<0.0005 mg/l	<0.0005 mg/l	<0.0005 mg/l	<0.0005 mg/l	1	
Aroclor-1254 11097-69-1	<0.0005 mg/l	<0.0005 mg/l	<0.0005 mg/l	<0.0005 mg/l	1	
Aroclor-1221 11104-28-2	<0.0005 mg/l	<0.0005 mg/l	<0.0005 mg/l	<0.0005 mg/l	1	
Aroclor-1232 11141-16-5	<0.0005 mg/l	<0.0005 mg/l	<0.0005 mg/l	<0.0005 mg/l	1	
Aroclor-1248 12672-29-6	<0.0005 mg/l	<0.0005 mg/l	<0.0005 mg/l	<0.0005 mg/l	1	
Aroclor-1260 11096-82-5	<0.0005 mg/l	<0.0005 mg/l	<0.0005 mg/l	<0.0005 mg/l	1	
Aroclor-1016 12674-11-2	<0.0005 mg/l	<0.0005 mg/l	<0.0005 mg/l	<0.0005 mg/l	1	
Cresols	<0.030 mg/l	<0.030 mg/l	<0.030 mg/l	<0.030 mg/l	1	
Acrolein	<0.010 mg/l	<0.010 mg/l	<0.010 mg/l	<0.010 mg/l	1	
Acrylonitrile	<0.010 mg/l	<0.010 mg/l	<0.010 mg/l	<0.010 mg/l	1	
1,2-diphenylhydrazine (azobenzene)	Results pending	Results pending	Results pending	Results pending	1	

Continued from front.

Part C- List each pollutant shown in Tables 2F-2, 2F-3, and 2F4 that you know or have reason to believe is present. See the instructions for additional details and requirements. Comp one table for each outfall.

Pollutant and CAS Number (if availible)	Maximum Values (include units)		Average Values (include units)		Number of Storm Events Sampled	Sources of Pollutants
	Grab Sample Taken During First 30 Minutes	Flow-weighted Composite	Grab Sample Taken During First 30 Minutes	Flow-weighted Composite		
1,1,1,-trichloroethane 71-55-6	<0.010 mg/l		<0.010 mg/l		1	
1,1,2,2-tetrachloroethane 79-34-5	<0.010 mg/l		<0.010 mg/l		1	
1,1,2- trichloroethane 79-00-5	<0.010 mg/l		<0.010 mg/l		1	
1,1-dichloroethane 75-34-3	<0.010 mg/l		<0.010 mg/l		1	
1,1-dichloroethylene 75-35-4	<0.010 mg/l		<0.010 mg/l		1	
1,2-dichloroethane 107-06-2	<0.010 mg/l		<0.010 mg/l		1	
1,2-dichloropropane 78-87-5	<0.010 mg/l		<0.010 mg/l		1	
2-chloroethylvinylether 110-75-8	<0.010 mg/l		<0.010 mg/l		1	
benzene 71-43-2	<0.010 mg/l		<0.010 mg/l		1	
bromodichloromethane 75-27-4	<0.010 mg/l		<0.010 mg/l		1	
bromoform 75-25-2	<0.010 mg/l		<0.010 mg/l		1	
bromomethane 74-83-9	<0.010 mg/l		<0.010 mg/l		1	
carbon tetrachloride 56-23-5	<0.010 mg/l		<0.010 mg/l		1	
chlorobenzene 108-90-7	<0.010 mg/l		<0.010 mg/l		1	
chloroethane 75-00-3	<0.010 mg/l		<0.010 mg/l		1	
chloroform 67-66-3	<0.010 mg/l		<0.010 mg/l		1	
chloromethane 74-87-3	<0.010 mg/l		<0.010 mg/l		1	
dibromochloromethane 124-48-1	<0.010 mg/l		<0.010 mg/l		1	
ethylbenzene 100-41-4	<0.010 mg/l		<0.010 mg/l		1	
toluene 108-88-3	<0.010 mg/l		<0.010 mg/l		1	
vinyl chloride 75-01-4	<0.010 mg/l		<0.010 mg/l		1	
1,3-dichloropropene 10061-01-5	<0.010 mg/l		<0.010 mg/l		1	
trans-1,2-dichloroethene 156-60-5	<0.010 mg/l		<0.010 mg/l		1	
alpha activity 12587-46-1	5.7 pci/l		5.7 pci/l		1	
beta activity 12587-46-1	9.0 pci/l		9.0 pci/l		1	
focal coliform	1,200 co/.1L		1,200 co/.1L		1	
Thallium 7440-28-0	<0.001 mg/l		<0.001 mg/l		1	
Uranium 7440-61-1	<0.001 mg/l		<0.001 mg/l		1	
Gamma activity	41 pci/l		41 pci/l		1	

Part D- Provide data for the sorm event(s) which resulted in the maximum values for the flow weighted composite sample.

1. Date of Storm Event	2. Duration of Storm (in minutes)	3. Total rainfall during storm event (in inches)	4. Number of hours between beginning of storm measured and end of previous measurable rain event	5. Maximum flow rate during rain event (gallons/min or specify units)	6. Total flow from rain event (gallons or specify units)	7. Season sample was taken	8. Form of Precipitation (rainfall, snowmelt)
10/14/91-10/15/91	650	1.5	226.5			Fall	Rainfall

9. Provide a description of the method of flow measurement or estimate.

An ISCO 3230 Flow meter was used to obtain water level readings. This instrument was calibrated with the normal dry weather flow, if present, as lev. zero. The flow meter was programmed with the characteristics of the conveyance so that flow rates and total flows could be calculated by the meter.

Outfall S15

Parts B and C Continued

Pollutant and CAS Number (if availible)	Maximum Values (include units)		Average Values (include units)		Number of Storm Events Sampled	Sources of Pollutants
	Grab Sample Taken During First 30 Minutes	Flow-weighted Composite	Grab Sample Taken During First 30 Minutes	Flow-weighted Composite		
Barium 7440-39-3	0.0069 mg/l		0.0069 mg/l		1	
methylene chloride 75-09-2	<0.010 mg/l		<0.010 mg/l		1	
tetrachloroethene 127-18-4	<0.010 mg/l		<0.010 mg/l		1	
trichloroethene 79-01-6	<0.010 mg/l		<0.010 mg/l		1	
Xylenes	<0.010 mg/l		<0.010 mg/l		1	
1,2,4-trichlorobenzene 120-82-1	<0.010 mg/l		<0.010 mg/l		1	
1,2-dichlorobenzene 95-50-1	<0.010 mg/l		<0.010 mg/l		1	
1,3-dichlorobenzene 541-73-1	<0.010 mg/l		<0.010 mg/l		1	
1,4-dichlorobenzene 10° 66-46-7	<0.010 mg/l		<0.010 mg/l		1	
2,4-dinitrotoluene 121-14-2	<0.010 mg/l		<0.010 mg/l		1	
2,6-dinitrotoluene 606-20-2	<0.010 mg/l		<0.010 mg/l		1	
2-chloronaphthalene 91-58-7	<0.010 mg/l		<0.010 mg/l		1	
3,3'-dichlorobenzidine 91-94-1	<0.010 mg/l		<0.010 mg/l		1	
4-bromophenylphenyl ether 101-55-3	<0.010 mg/l		<0.010 mg/l		1	
4-chlorophenylphenyl ether 7005-72-3	<0.010 mg/l		<0.010 mg/l		1	
acenaphthene 83-32-9	<0.010 mg/l		<0.010 mg/l		1	
acenaphthylene 208-96-8	<0.010 mg/l		<0.010 mg/l		1	
anthracene 120-12-7	<0.010 mg/l		<0.010 mg/l		1	
benzidine 92-87-5	<0.030 mg/l		<0.030 mg/l		1	
benzo(a)anthracene 56-55-3	<0.010 mg/l		<0.010 mg/l		1	
benzo(a)pyrene 50-32-8	<0.010 mg/l		<0.010 mg/l		1	
benzo(b)fluoranthene 205-99-2	<0.010 mg/l		<0.010 mg/l		1	
benzo(ghi)perylene 191-24-2	<0.010 mg/l		<0.010 mg/l		1	
benzo(k)fluoranthene 207-08-9	<0.010 mg/l		<0.010 mg/l		1	
benzyl butyl phthalate 85-68-7	<0.010 mg/l		<0.010 mg/l		1	
bis(2-chloroethoxy)methane 111-91-1	<0.010 mg/l		<0.010 mg/l		1	
bis(2-chloroethyl)ether 111-44-4	<0.010 mg/l		<0.010 mg/l		1	
bis(2-chloroisopropyl) ether 108-60-1	<0.010 mg/l		<0.010 mg/l		1	
bis(2-ethylhexyl)phthalate 117-81-7	<0.010 mg/l		<0.010 mg/l		1	
chrysene 218-01-9	<0.010 mg/l		<0.010 mg/l		1	
di-n-butyl phthalate 84-74-2	<0.010 mg/l		<0.010 mg/l		1	
di-n-octyl phthalate 117-84-0	<0.010 mg/l		<0.010 mg/l		1	
dibenzo(a,h)anthracene 53-70-3	<0.010 mg/l		<0.010 mg/l		1	
diethyl phthalate 84-66-2	<0.010 mg/l		<0.010 mg/l		1	
dimethyl phthalate 131-11-3	<0.010 mg/l		<0.010 mg/l		1	
fluoranthene 206-44-0	<0.010 mg/l		<0.010 mg/l		1	
fluorene 86-73-7	<0.010 mg/l		<0.010 mg/l		1	
hexachlorobenzene 118-74-1	<0.010 mg/l		<0.010 mg/l		1	
hexachlorobutadiene 87-68-3	<0.010 mg/l		<0.010 mg/l		1	
hexachlorocyclopentadiene 77-47-4	<0.010 mg/l		<0.010 mg/l		1	
hexachloroethane 67-72-1	<0.010 mg/l		<0.010 mg/l		1	
indeno(1,2,3-cd)pyrene 193-39-5	<0.010 mg/l		<0.010 mg/l		1	
isophorone 78-59-1	<0.010 mg/l		<0.010 mg/l		1	
N-nitrosodi-n-propylamine 621-64-7	<0.010 mg/l		<0.010 mg/l		1	
N-nitrosodimethylamine 62-75-9	<0.010 mg/l		<0.010 mg/l		1	
N-nitrosodiphenylamine 86-30-6	<0.010 mg/l		<0.010 mg/l		1	
naphthalene 91-20-3	<0.010 mg/l		<0.010 mg/l		1	
nitrobenzene 98-95-3	<0.010 mg/l		<0.010 mg/l		1	
phenanthrene 85-01-8	<0.010 mg/l		<0.010 mg/l		1	
pyrene 129-00-0	<0.010 mg/l		<0.010 mg/l		1	
2,4,6-trichlorophenol 88-06-2	<0.030 mg/l		<0.030 mg/l		1	
2,4-dichlorophenol 120-83-2	<0.030 mg/l		<0.030 mg/l		1	
2,4-dimethylphenol 105-67-9	<0.030 mg/l		<0.030 mg/l		1	
2,4-dinitrophenol 51-28-5	<0.030 mg/l		<0.030 mg/l		1	

Outfall S15

Parts B and C Continued

Pollutant and CAS Number (if availible)	Maximum Values (include units)		Average Values (include units)		Number of Storm Events Sampled	Sources of Pollutants
	Grab Sample Taken During First 30 Minutes	Flow-weighted Composite	Grab Sample Taken During First 30 Minutes	Flow-weighted Composite		
2-methyl-4,6-dinitrophenol 534-52-1	<0.030 mg/l		<0.030 mg/l		1	
2-nitrophenol 88-75-5	<0.030 mg/l		<0.030 mg/l		1	
4-chloro-3-methyl phenol 59-50-7	<0.030 mg/l		<0.030 mg/l		1	
4-nitrophenol 100-02-7	<0.030 mg/l		<0.030 mg/l		1	
pentachlorophenol 87-86-5	<0.030 mg/l		<0.030 mg/l		1	
phenol 108-95-2	<0.030 mg/l		<0.030 mg/l		1	
4,4'--DDD 72-54-8	<0.00001 mg/l		<0.00001 mg/l		1	
4,4'--DDE 72-55-9	<0.00001 mg/l		<0.00001 mg/l		1	
4,4'-DDT 50-29-3	<0.00001 mg/l		<0.00001 mg/l		1	
aldrin 309-00-2	<0.00001 mg/l		<0.00001 mg/l		1	
chlordane 57-74-9	<0.00002 mg/l		<0.00002 mg/l		1	
dieldrin 60-57-1	<0.00001 mg/l		<0.00001 mg/l		1	
endosulfan I 959-98-8	<0.00001 mg/l		<0.00001 mg/l		1	
endosulfan II 33213-65-9	<0.00001 mg/l		<0.00001 mg/l		1	
endosulfan sulfate 1031-07-8	<0.00001 mg/l		<0.00001 mg/l		1	
endrin 72-20-8	<0.00005 mg/l		<0.00005 mg/l		1	
endrin aldehyde 7421-93-4	<0.00001 mg/l		<0.00001 mg/l		1	
heptachlor 76-44-8	<0.00001 mg/l		<0.00001 mg/l		1	
heptachlor epoxide 1024-57-3	<0.00001 mg/l		<0.00001 mg/l		1	
toxaphene 8001-35-2	<0.0002 mg/l		<0.0002 mg/l		1	
alpha-BHC 319-84-6	<0.00001 mg/l		<0.00001 mg/l		1	
beta-BHC 319-85-7	<0.00001 mg/l		<0.00001 mg/l		1	
delta-BHC 319-86-8	<0.00001 mg/l		<0.00001 mg/l		1	
gamma-BHC 58-89-8	<0.00001 mg/l		<0.00001 mg/l		1	
2-chlorophenol 95-57-8	<0.030 mg/l		<0.030 mg/l		1	
Aroclor-1242 53469-21-9	<0.0005 mg/l		<0.0005 mg/l		1	
Aroclor-1254 11097-69-1	<0.0005 mg/l		<0.0005 mg/l		1	
Aroclor-1221 11104-28-2	<0.0005 mg/l		<0.0005 mg/l		1	
Aroclor-1232 11141-16-5	<0.0005 mg/l		<0.0005 mg/l		1	
Aroclor-1248 12672-29-6	<0.0005 mg/l		<0.0005 mg/l		1	
Aroclor-1260 11096-82-5	<0.0005 mg/l		<0.0005 mg/l		1	
Aroclor-1016 12674-11-2	<0.0005 mg/l		<0.0005 mg/l		1	
Cresols	<0.030 mg/l		<0.030 mg/l		1	
Acrolein	<0.010 mg/l		<0.010 mg/l		1	
Acrylonitrile	<0.010 mg/l		<0.010 mg/l		1	
1,2-diphenylhydrazine (azobenzene)	Results pending		Results pending		1	

EPA ID Number (copy from Item 1 of Form1)

Outfall S16

Form Approved OMB No. 2040-0086
Approval expires 5-31-92

VII. Discharge Information (continued from page 3 of Form 2F)

Part A - You must provide the results of at least one analysis for every pollutant in this table. Complete one table for each outfall. See instructions for additional details.

Pollutant and CAS Number (if availible)	Maximum Values (include units)		Average Values (include units)		Number of Storm Events Sampled	Sources of Pollutants
	Grab Sample Taken During First 30 Minutes	Flow-weighted Composite	Grab Sample Taken During First 30 Minutes	Flow-weighted Composite		
Oil and Grease	<2 mg/l		<2 mg/l		1	
Biological Oxygen Demand (BOD5)	6.44 mg/l		6.44 mg/l		1	
Chemical Oxygen Demand (COD)	20 mg/l		20 mg/l		1	
Total Suspended Solids (TSS)	15 mg/l		15 mg/l		1	
Total Kjeldahl Nitrogen	0.7 mg/l		0.7 mg/l		1	
Nitrate plus Nitrite Nitrogen	<0.1 mg/l		<0.1 mg/l		1	
Total Phosphorus	<0.1 mg/l		<0.1 mg/l		1	
pH	Minimum 7.5	Maximum 7.5	Minimum 7.5	Maximum 7.5		

Part B - List each pollutant that is limited in an effluent guideline which the facility is subject to or any pollutant listed in the facility's NPDES permit for its process wastewater (if the facility is operating under an existing NPDES permit). Complete one table for each outfall. See the instructions for additional details and requirements.

Pollutant and CAS Number (if availible)	Maximum Values (include units)		Average Values (include units)		Number of Storm Events Sampled	Sources of Pollutants
	Grab Sample Taken During First 30 Minutes	Flow-weighted Composite	Grab Sample Taken During First 30 Minutes	Flow-weighted Composite		
Antimony 7440-36-0	<0.003 mg/l		<0.003 mg/l		1	
Cyanide	<0.002 mg/l		<0.002 mg/l		1	
Mercury 7439-97-6	<0.0002 mg/l		<0.0002 mg/l		1	
Phenols	0.001 mg/l		0.001 mg/l		1	
Selenium 7782-49-2	<0.002 mg/l		<0.002 mg/l		1	
Sulfate	50 mg/l		50 mg/l		1	
Surfactants	<0.05 mg/l		<0.05 mg/l		1	
Aluminum 7429-90-5	0.23 mg/l		0.23 mg/l		1	
Arsenic 7440-38-2	<0.04 mg/l		<0.04 mg/l		1	
Boron 7440-42-8	0.016 mg/l		0.016 mg/l		1	
Beryllium 7440-41-7	<0.0004mg/l		<0.0004mg/l		1	
Cadmium 7440-43-9	<0.004 mg/l		<0.004 mg/l		1	
Calcium 7440-70-2	11.8 mg/l		11.8 mg/l		1	
Chromium 7440-47-3	<0.006 mg/l		<0.006 mg/l		1	
Cobalt 7440-48-4	<0.002 mg/l		<0.002 mg/l		1	
Copper 7440-50-8	<0.006 mg/l		<0.006 mg/l		1	
Iron 7439-89-6	0.49 mg/l		0.49 mg/l		1	
Lead 7439-92-1	<0.02 mg/l		<0.02 mg/l		1	
Lithium 7439-93-2	<0.02 mg/l		<0.02 mg/l		1	
Magnesium 7439-95-4	1.99 mg/l		1.99 mg/l		1	
Manganese 7439-96-5	0.463 mg/l		0.463 mg/l		1	
Molybdenum 7439-98-7	<0.006 mg/l		<0.006 mg/l		1	
Nickel 7440-02-0	<0.008 mg/l		<0.008 mg/l		1	
Potassium 7440-09-7	4.2 mg/l		4.2 mg/l		1	
Silver 7440-22-4	<0.006 mg/l		<0.006 mg/l		1	
Sodium 7440-23-5	0.33 mg/l		0.33 mg/l		1	
Titanium 7440-32-6	<0.01 mg/l		<0.01 mg/l		1	
Zinc 7440-66-6	0.07 mg/l		0.07 mg/l		1	

Continue on Reverse

Continued from front.

Part C- List each pollutant shown in Tables 2F-2, 2F-3, and 2F4 that you know or have reason to believe is present. See the instructions for additional details and requirements. Con one table for each outfall.

Pollutant and CAS Number (if availible)	Maximum Values (include units)		Average Values (include units)		Number of Storm Events Sampled	Sources of Pollutants
	Grab Sample Taken During First 30 Minutes	Flow-weighted Composite	Grab Sample Taken During First 30 Minutes	Flow-weighted Composite		
1,1,1,-trichloroethane 71-55-6	<0.010 mg/l		<0.010 mg/l		1	
1,1,2,2-tetrachloroethane 79-34-5	<0.010 mg/l		<0.010 mg/l		1	
1,1,2- trichloroethane 79-00-5	<0.010 mg/l		<0.010 mg/l		1	
1,1-dichloroethane 75-34-3	<0.010 mg/l		<0.010 mg/l		1	
1,1-dichloroethylene 75-35-4	<0.010 mg/l		<0.010 mg/l		1	
1,2-dichloroethane 107-06-2	<0.010 mg/l		<0.010 mg/l		1	
1,2-dichloropropane 78-87-5	<0.010 mg/l		<0.010 mg/l		1	
2-chloroethylvinylether 110-75-8	<0.010 mg/l		<0.010 mg/l		1	
benzene 71-43-2	<0.010 mg/l		<0.010 mg/l		1	
bromodichloromethane 75-27-4	<0.010 mg/l		<0.010 mg/l		1	
bromoform 75-25-2	<0.010 mg/l		<0.010 mg/l		1	
bromomethane 74-83-9	<0.010 mg/l		<0.010 mg/l		1	
carbon tetrachloride 56-23-5	<0.010 mg/l		<0.010 mg/l		1	
chlorobenzene 108-90-7	<0.010 mg/l		<0.010 mg/l		1	
chloroethane 75-00-3	<0.010 mg/l		<0.010 mg/l		1	
chloroform 67-66-3	<0.010 mg/l		<0.010 mg/l		1	
chloromethane 74-87-3	<0.010 mg/l		<0.010 mg/l		1	
dibromochloromethane 124-48-1	<0.010 mg/l		<0.010 mg/l		1	
ethylbenzene 100-41-4	<0.010 mg/l		<0.010 mg/l		1	
toluene 108-88-3	<0.010 mg/l		<0.010 mg/l		1	
vinyl chloride 75-01-4	<0.010 mg/l		<0.010 mg/l		1	
1,3-dichloropropene 10061-01-5	<0.010 mg/l		<0.010 mg/l		1	
trans-1,2-dichloroethene 156-60-5	<0.010 mg/l		<0.010 mg/l		1	
alpha activity 12587-46-1	3.3 pci/l		3.3 pci/l		1	
beta activity 12587-46-1	7.4 pci/l		7.4 poi/l		1	
focal coliform	200,000 co/.1L		200,000 co/.1L		1	
Thallium 7440-28-0	<0.001 mg/l		<0.001 mg/l		1	
Uranium 7440-61-1	<0.001 mg/l		<0.001 mg/l		1	
Gamma activity	49 pci/l		49 pci/l		1	

Part D- Provide data for the sorm event(s) which resulted in the maximum values for the flow weighted composite sample.

1. Date of Storm Event	2. Duration of Storm (in minutes)	3. Total rainfall during storm event (in inches)	4. Number of hours between beginning of storm measured and end of previous measurable rain event	5. Maximum flow rate during rain event (gallons/min or specify units)	6. Total flow from rain event (gallons or specify units)	7. Season sample was taken	8. Form of Precipitation (rainfall, snowmelt)
10/14/91-10/15/91	650	1.5	226.5			Fall	Rainfall

9. Provide a description of the method of flow measurement or estimate.

An ISCO 3230 Flow meter was used to obtain water level readings. This instrument was calibrated with the normal dry weather flow, if present, as level zero. The flow meter was programmed with the characteristics of the conveyance so that flow rates and total flows could be calculated by the meter.

Outfall S16

Parts B and C Continued

Pollutant and CAS Number (if availible)	Maximum Values (include units)		Average Values (include units)		Number of Storm Events Sampled	Sources of Pollutants
	Grab Sample Taken During First 30 Minutes	Flow-weighted Composite	Grab Sample Taken During First 30 Minutes	Flow-weighted Composite		
Barium 7440-39-3	0.0178 mg/l		0.0178 mg/l		1	
methylene chloride 75-09-2	<0.010 mg/l		<0.010 mg/l		1	
tetrachloroethene 127-18-4	<0.010 mg/l		<0.010 mg/l		1	
trichloroethene 79-01-6	<0.010 mg/l		<0.010 mg/l		1	
Xylenes	<0.010 mg/l		<0.010 mg/l		1	
1,2,4-trichlorobenzene 120-82-1	<0.010 mg/l		<0.010 mg/l		1	
1,2-dichlorobenzene 95-50-1	<0.010 mg/l		<0.010 mg/l		1	
1,3-dichlorobenzene 541-73-1	<0.010 mg/l		<0.010 mg/l		1	
1,4-dichlorobenzene 106-46-7	<0.010 mg/l		<0.010 mg/l		1	
2,4-dinitrotoluene 121-14-2	<0.010 mg/l		<0.010 mg/l		1	
2,6-dinitrotoluene 606-20-2	<0.010 mg/l		<0.010 mg/l		1	
2-chloronaphthalene 91-58-7	<0.010 mg/l		<0.010 mg/l		1	
3,3'-dichlorobenzidine 91-94-1	<0.010 mg/l		<0.010 mg/l		1	
4-bromophenylphenyl ether 101-55-3	<0.010 mg/l		<0.010 mg/l		1	
4-chlorophenylphenyl ether 7005-72-3	<0.010 mg/l		<0.010 mg/l		1	
acenaphthene 83-32-9	<0.010 mg/l		<0.010 mg/l		1	
acenaphthylene 208-96-8	<0.010 mg/l		<0.010 mg/l		1	
anthracene 120-12-7	<0.010 mg/l		<0.010 mg/l		1	
benzidine 92-87-5	<0.030 mg/l		<0.030 mg/l		1	
benzo(a)anthracene 56-55-3	<0.010 mg/l		<0.010 mg/l		1	
benzo(a)pyrene 50-32-8	<0.010 mg/l		<0.010 mg/l		1	
benzo(b)fluoranthene 205-99-2	<0.010 mg/l		<0.010 mg/l		1	
benzo(ghi)perylene 191-24-2	<0.010 mg/l		<0.010 mg/l		1	
benzo(k)fluoranthene 207-08-9	<0.010 mg/l		<0.010 mg/l		1	
benzyl butyl phthalate 85-68-7	<0.010 mg/l		<0.010 mg/l		1	
bis(2-chloroethoxy)methane 111-91-1	<0.010 mg/l		<0.010 mg/l		1	
bis(2-chloroethyl)ether 111-44-4	<0.010 mg/l		<0.010 mg/l		1	
bis(2-chloroisopropyl) ether 108-60-1	<0.010 mg/l		<0.010 mg/l		1	
bis(2-ethylhexyl)phthalate 117-81-7	<0.010 mg/l		<0.010 mg/l		1	
chrysene 218-01-9	<0.010 mg/l		<0.010 mg/l		1	
di-n-butyl phthalate 84-74-2	<0.010 mg/l		<0.010 mg/l		1	
di-n-octyl phthalate 117-84-0	<0.010 mg/l		<0.010 mg/l		1	
dibenzo(a,h)anthracene 53-70-3	<0.010 mg/l		<0.010 mg/l		1	
diethyl phthalate 84-66-2	<0.010 mg/l		<0.010 mg/l		1	
dimethyl phthalate 131-11-3	<0.010 mg/l		<0.010 mg/l		1	
fluoranthene 206-44-0	<0.010 mg/l		<0.010 mg/l		1	
fluorene 86-73-7	<0.010 mg/l		<0.010 mg/l		1	
hexachlorobenzene 118-74-1	<0.010 mg/l		<0.010 mg/l		1	
hexachlorobutadiene 87-68-3	<0.010 mg/l		<0.010 mg/l		1	
hexachlorocyclopentadiene 77-47-4	<0.010 mg/l		<0.010 mg/l		1	
hexachloroethane 67-72-1	<0.010 mg/l		<0.010 mg/l		1	
indeno(1,2,3-cd)pyrene 193-39-5	<0.010 mg/l		<0.010 mg/l		1	
isophorone 78-59-1	<0.010 mg/l		<0.010 mg/l		1	
N-nitrosodi-n-propylamine 621-64-7	<0.010 mg/l		<0.010 mg/l		1	
N-nitrosodimethylamine 62-75-9	<0.010 mg/l		<0.010 mg/l		1	
N-nitrosodiphenylamine 86-30-6	<0.010 mg/l		<0.010 mg/l		1	
naphthalene 91-20-3	<0.010 mg/l		<0.010 mg/l		1	
nitrobenzene 98-95-3	<0.010 mg/l		<0.010 mg/l		1	
phenanthrene 85-01-8	<0.010 mg/l		<0.010 mg/l		1	
pyrene 129-00-0	<0.010 mg/l		<0.010 mg/l		1	
2,4,6-trichlorophenol 88-06-2	<0.030 mg/l		<0.030 mg/l		1	
2,4-dichlorophenol 120-83-2	<0.030 mg/l		<0.030 mg/l		1	
2,4-dimethylphenol 105-67-9	<0.030 mg/l		<0.030 mg/l		1	
2,4-dinitrophenol 51-28-5	<0.030 mg/l		<0.030 mg/l		1	

Outfall S16

Parts B and C Continued

Pollutant and CAS Number (if available)	Maximum Values (include units)		Average Values (include units)		Number of Storm Events Sampled	Sources of Pollutants
	Grab Sample Taken During First 30 Minutes	Flow-weighted Composite	Grab Sample Taken During First 30 Minutes	Flow-weighted Composite		
2-methyl-4,6-dinitrophenol 534-52-1	<0.030 mg/l		<0.030 mg/l		1	
2-nitrophenol 88-75-5	<0.030 mg/l		<0.030 mg/l		1	
4-chloro-3-methyl phenol 59-50-7	<0.030 mg/l		<0.030 mg/l		1	
4-nitrophenol 100-02-7	<0.030 mg/l		<0.030 mg/l		1	
pentachlorophenol 87-86-5	<0.030 mg/l		<0.030 mg/l		1	
phenol 108-95-2	<0.030 mg/l		<0.030 mg/l		1	
4,4'-DDD 72-54-8	<0.00001 mg/l		<0.00001 mg/l		1	
4,4'-DDE 72-55-9	<0.00001 mg/l		<0.00001 mg/l		1	
4,4'-DDT 50-29-3	<0.00001 mg/l		<0.00001 mg/l		1	
aldrin 309-00-2	<0.00001 mg/l		<0.00001 mg/l		1	
chlordane 57-74-9	<0.00002 mg/l		<0.00002 mg/l		1	
dieldrin 60-57-1	<0.00001 mg/l		<0.00001 mg/l		1	
endosulfan I 959-98-8	<0.00001 mg/l		<0.00001 mg/l		1	
endosulfan II 33213-65-9	<0.00001 mg/l		<0.00001 mg/l		1	
endosulfan sulfate 1031-07-8	<0.00001 mg/l		<0.00001 mg/l		1	
endrin 72-20-8	<0.00005 mg/l		<0.00005 mg/l		1	
endrin aldehyde 7421-93-4	<0.00001 mg/l		<0.00001 mg/l		1	
heptachlor 76-44-8	<0.00001 mg/l		<0.00001 mg/l		1	
heptachlor epoxide 1024-57-3	<0.00001 mg/l		<0.00001 mg/l		1	
toxaphene 8001-35-2	<0.0002 mg/l		<0.0002 mg/l		1	
alpha-BHC 319-84-6	<0.00001 mg/l		<0.00001 mg/l		1	
beta-BHC 319-85-7	<0.00001 mg/l		<0.00001 mg/l		1	
delta-BHC 319-86-8	<0.00001 mg/l		<0.00001 mg/l		1	
gamma-BHC 58-89-8	<0.00001 mg/l		<0.00001 mg/l		1	
2-chlorophenol 95-57-8	<0.030 mg/l		<0.030 mg/l		1	
Aroclor-1242 53469-21-9	<0.0005 mg/l		<0.0005 mg/l		1	
Aroclor-1254 11097-69-1	<0.0005 mg/l		<0.0005 mg/l		1	
Aroclor-1221 11104-28-2	<0.0005 mg/l		<0.0005 mg/l		1	
Aroclor-1232 11141-16-5	<0.0005 mg/l		<0.0005 mg/l		1	
Aroclor-1248 12672-29-6	<0.0005 mg/l		<0.0005 mg/l		1	
Aroclor-1260 11096-82-5	<0.0005 mg/l		<0.0005 mg/l		1	
Aroclor-1016 12674-11-2	<0.0005 mg/l		<0.0005 mg/l		1	
Cresols	<0.030 mg/l		<0.030 mg/l		1	
Acrolein	<0.010 mg/l		<0.010 mg/l		1	
Acrylonitrile	<0.010 mg/l		<0.010 mg/l		1	
1,2-diphenylhydrazine (azobenzene)	Results pending		Results pending		1	

EPA ID Number (copy from Item 1 of Form1)

Outfall S17

Form Approved OMB No. 2040-0086
Approval expires 5-31-92

VII. Discharge Information (continued from page 3 of Form 2F)

Part A - You must provide the results of at least one analysis for every pollutant in this table. Complete one table for each outfall. See instructions for additional details.

Pollutant and CAS Number (if availible)	Maximum Values (include units)		Average Values (include units)		Number of Storm Events Sampled	Sources of Pollutants
	Grab Sample Taken During First 30 Minutes	Flow-weighted Composite	Grab Sample Taken During First 30 Minutes	Flow-weighted Composite		
Oil and Grease	<2 mg/l		<2 mg/l		1	
Biological Oxygen Demand (BOD5)	<5 mg/l	<5 mg/l	< 5 mg/l	<5 mg/l	1	
Chemical Oxygen Demand (COD)	6.1 mg/l	7.9 mg/l	6.1 mg/l	7.9 mg/l	1	
Total Suspended Solids (TSS)	<5 mg/l	5 mg/l	<5 mg/l	5 mg/l	1	
Total Kjeldahl Nitrogen	0.2 mg/l	0.21 mg/l	0.2 mg/l	0.21 mg/l	1	
Nitrate plus Nitrite Nitrogen	1.6 mg/l	0.36 mg/l	1.6 mg/l	0.36 mg/l	1	
Total Phosphorus	<0.1 mg/l	<0.1 mg/l	<0.1 mg/l	<0.1 mg/l	1	
pH	Minimum 8.2	Maximum 8.2	Minimum 8.2	Maximum 8.2		

Part B - List each pollutant that is limited in an effluent guideline which the facility is subject to or any pollutant listed in the facility's NPDES permit for its process wastewater (if the facility is operating under an existing NPDES permit). Complete one table for each outfall. See the instructions for additional details and requirements.

Pollutant and CAS Number (if availible)	Maximum Values (include units)		Average Values (include units)		Number of Storm Events Sampled	Sources of Pollutants
	Grab Sample Taken During First 30 Minutes	Flow-weighted Composite	Grab Sample Taken During First 30 Minutes	Flow-weighted Composite		
Antimony 7440-36-0	<0.04 mg/l	<0.01 mg/l	<0.04 mg/l	<0.01 mg/l	1	
Cyanide	<0.002 mg/l		<0.002 mg/l		1	
Mercury 7439-97-6	<0.0002 mg/l	<0.0002 mg/l	<0.0002 mg/l	<0.0002 mg/l	1	
Phenols	0.002 mg/l		0.002 mg/l		1	
Selenium 7782-49-2	<0.002 mg/l	<0.002 mg/l	<0.002 mg/l	<0.002 mg/l	1	
Sulfate	<10 mg/l	<10 mg/l	<10 mg/l	<10 mg/l	1	
Surfactants	<0.05 mg/l	<0.05 mg/l	<0.05 mg/l	<0.05 mg/l	1	
Aluminum 7429-90-5	0.08 mg/l	0.14 mg/l	0.08 mg/l	0.14 mg/l	1	
Arsenic 7440-38-2	<0.04 mg/l	<0.04 mg/l	<0.04 mg/l	<0.04 mg/l	1	
Boron 7440-42-8	0.020 mg/l	0.016 mg/l	0.020 mg/l	0.016 mg/l	1	
Beryllium 7440-41-7	<0.0004 mg/l	<0.0004 mg/l	<0.0004 mg/l	<0.0004 mg/l	1	
Cadmium 7440-43-9	<0.004 mg/l	<0.004 mg/l	<0.004 mg/l	<0.004 mg/l	1	
Calcium 7440-70-2	34.7 mg/l	41.6 mg/l	34.7 mg/l	41.6 mg/l	1	
Chromium 7440-47-3	<0.006 mg/l	0.007 mg/l	<0.006 mg/l	0.007 mg/l	1	
Cobalt 7440-48-4	<0.002 mg/l	<0.002 mg/l	<0.002 mg/l	<0.002 mg/l	1	
Copper 7440-50-8	<0.006 mg/l	<0.006 mg/l	<0.006 mg/l	<0.006 mg/l	1	
Iron 7439-89-6	0.09 mg/l	0.26 mg/l	0.09 mg/l	0.26 mg/l	1	
Lead 7439-92-1	<0.02 mg/l	<0.02 mg/l	<0.02 mg/l	<0.02 mg/l	1	
Lithium 7439-93-2	0.09 mg/l	0.41 mg/l	0.09 mg/l	0.41 mg/l	1	
Magnesium 7439-95-4	13.5 mg/l	15.3 mg/l	13.5 mg/l	15.3 mg/l	1	
Manganese 7439-96-5	0.027 mg/l	0.086 mg/l	0.027 mg/l	0.086 mg/l	1	
Molybdenum 7439-98-7	<0.006 mg/l	<0.006 mg/l	<0.006 mg/l	<0.006 mg/l	1	
Nickel 7440-02-0	<0.008 mg/l	<0.008 mg/l	<0.008 mg/l	<0.008 mg/l	1	
Potassium 7440-09-7	1.3 mg/l	1.3 mg/l	1.3 mg/l	1.3 mg/l	1	
Silver 7440-22-4	<0.006 mg/l	<0.006 mg/l	<0.006 mg/l	<0.006 mg/l	1	
Sodium 7440-23-5	0.95 mg/l	0.94 mg/l	0.95 mg/l	0.94 mg/l	1	
Titanium 7440-32-6	<0.01 mg/l	<0.02 mg/l	<0.01 mg/l	<0.02 mg/l	1	
Zinc 7440-66-6	<0.01 mg/l	0.01 mg/l	<0.01 mg/l	0.01 mg/l	1	

Continue on Reverse

Continued from front.

Part C- List each pollutant shown in Tables 2F-2, 2F-3, and 2F4 that you know or have reason to believe is present. See the instructions for additional details and requirements. Com one table for each outfall.

Pollutant and CAS Number (if availible)	Maximum Values (include units)		Average Values (include units)		Number of Storm Events Sampled	Sources of Pollutants
	Grab Sample Taken During First 30 Minutes	Flow-weighted Composite	Grab Sample Taken During First 30 Minutes	Flow-weighted Composite		
1,1,1,-trichloroethane 71-55-6	<0.010 mg/l		<0.010 mg/l		1	
1,1,2,2-tetrachloroethane 79-34-5	<0.010 mg/l		<0.010 mg/l		1	
1,1,2- trichloroethane 79-00-5	<0.010 mg/l		<0.010 mg/l		1	
1,1-dichloroethane 75-34-3	<0.010 mg/l		<0.010 mg/l		1	
1,1-dichloroethylene 75-35-4	<0.010 mg/l		<0.010 mg/l		1	
1,2-dichloroethane 107-06-2	<0.010 mg/l		<0.010 mg/l		1	
1,2-dichloropropane 78-87-5	<0.010 mg/l		<0.010 mg/l		1	
2-chloroethylvinylether 110-75-8	<0.010 mg/l		<0.010 mg/l		1	
benzene 71-43-2	<0.010 mg/l		<0.010 mg/l		1	
bromodichloromethane 75-27-4	<0.010 mg/l		<0.010 mg/l		1	
bromoform 75-25-2	<0.010 mg/l		<0.010 mg/l		1	
bromomethane 74-83-9	<0.010 mg/l		<0.010 mg/l		1	
carbon tetrachloride 56-23-5	<0.010 mg/l		<0.010 mg/l		1	
chlorobenzene 108-90-7	<0.010 mg/l		<0.010 mg/l		1	
chloroethane 75-00-3	<0.010 mg/l		<0.010 mg/l		1	
chloroform 67-66-3	<0.010 mg/l		<0.010 mg/l		1	
chloromethane 74-87-3	<0.010 mg/l		<0.010 mg/l		1	
dibromochloromethane 124-48-1	<0.010 mg/l		<0.010 mg/l		1	
ethylbenzene 100-41-4	<0.010 mg/l		<0.010 mg/l		1	
toluene 108-88-3	<0.010 mg/l		<0.010 mg/l		1	
vinyl chloride 75-01-4	<0.010 mg/l		<0.010 mg/l		1	
1,3-dichloropropene 10061-01-5	<0.010 mg/l		<0.010 mg/l		1	
trans-1,2-dichloroethane 156-60-5	<0.010 mg/l		<0.010 mg/l		1	
alpha activity 12587-46-1	3.8 pci/l	10 pci/l	3.8 pci/l	10 pci/l	1	
beta activity 12587-46-1	1.0 pci/l	7.0 pci/l	1.0 pci/l	7.0 pci/l	1	
fecal coliform	15 co/.1L	234 co/.1L	15 co/.1L	234 co/.1L	1	
Thallium 7440-28-0	<0.03 mg/l	<0.001 mg/l	<0.03 mg/l	<0.001 mg/l	1	
Uranium 7440-61-1	0.004 mg/l	0.005 mg/l	0.004 mg/l	0.005 mg/l	1	
Gamma activity	-0.78 pci/l	60 pci/l	-0.78 pci/l	60 pci/l	1	

Part D- Provide data for the sorm event(s) which resulted in the maximum values for the flow weighted composite sample.

1. Date of Storm Event	2. Duration of Storm (in minutes)	3. Total rainfall during storm event (in inches)	4. Number of hours between beginning of storm measured and end of previous measurable rain event	5. Maximum flow rate during rain event (gallons/min or specify units)	6. Total flow from rain event (gallons or specify units)	7. Season sample was taken	8. Form of Precipitation (rainfall, snowmelt)
12/13/91	250	0.25	88.2	NA	NA	Fall (grab)	Rainfall
8/28/92	535	1.15	124.3	405.2	61,400	Summer (composite)	Rainfall

9. Provide a description of the method of flow measurement or estimate.

An ISCO 3230 Flow meter was used to obtain water level readings. This instrument was calibrated with the normal dry weather flow, if present, as leve zero. The flow meter was programmed with the characteristics of the conveyance so that flow rates and total flows could be calculated by the meter.

Outfall S17

Parts B and C Continued

Pollutant and CAS Number (if availible)	Maximum Values (include units)		Average Values (include units)		Number of Storm Events Sampled	Sources of Pollutants
	Grab Sample Taken During First 30 Minutes	Flow-weighted Composite	Grab Sample Taken During First 30 Minutes	Flow-weighted Composite		
Barium 7440-39-3	0.0499 mg/l	0.0625 mg/l	0.0499 mg/l	0.0625 mg/l	1	
methylene chloride 75-09-2	<0.010 mg/l		<0.010 mg/l		1	
tetrachloroethene 127-18-4	<0.010 mg/l		<0.010 mg/l		1	
trichloroethene 79-01-6	<0.010 mg/l		<0.010 mg/l		1	
Xylenes	<0.010 mg/l		<0.010 mg/l		1	
1,2,4-trichlorobenzene 120-82-1	<0.010 mg/l	<0.010 mg/l	<0.010 mg/l	<0.010 mg/l	1	
1,2-dichlorobenzene 95-50-1	<0.010 mg/l	<0.010 mg/l	<0.010 mg/l	<0.010 mg/l	1	
1,3-dichlorobenzene 541-73-1	<0.010 mg/l	<0.010 mg/l	<0.010 mg/l	<0.010 mg/l	1	
1,4-dichlorobenzene 106-46-7	<0.010 mg/l	<0.010 mg/l	<0.010 mg/l	<0.010 mg/l	1	
2,4-dinitrotoluene 121-14-2	<0.010 mg/l	<0.010 mg/l	<0.010 mg/l	<0.010 mg/l	1	
2,6-dinitrotoluene 606-20-2	<0.010 mg/l	<0.010 mg/l	<0.010 mg/l	<0.010 mg/l	1	
2-chloronaphthalene 91-58-7	<0.010 mg/l	<0.010 mg/l	<0.010 mg/l	<0.010 mg/l	1	
3,3'-dichlorobenzidine 91-94-1	<0.020 mg/l	<0.010 mg/l	<0.020 mg/l	<0.010 mg/l	1	
4-bromophenylphenyl ether 101-55-3	<0.010 mg/l	<0.010 mg/l	<0.010 mg/l	<0.010 mg/l	1	
4-chlorophenylphenyl ether 7005-72-3	<0.010 mg/l	<0.010 mg/l	<0.010 mg/l	<0.010 mg/l	1	
acenaphthene 83-32-9	<0.010 mg/l	<0.010 mg/l	<0.010 mg/l	<0.010 mg/l	1	
acenaphthylene 208-96-8	<0.010 mg/l	<0.010 mg/l	<0.010 mg/l	<0.010 mg/l	1	
anthracene 120-12-7	<0.010 mg/l	<0.010 mg/l	<0.010 mg/l	<0.010 mg/l	1	
benzidine 92-87-5	<0.050 mg/l	<0.030 mg/l	<0.050 mg/l	<0.030 mg/l	1	
benzo(a)anthracene 56-55-3	<0.010 mg/l	<0.010 mg/l	<0.010 mg/l	<0.010 mg/l	1	
benzo(a)pyrene 50-32-8	<0.010 mg/l	<0.010 mg/l	<0.010 mg/l	<0.010 mg/l	1	
benzo(b)fluoranthene 205-99-2	<0.010 mg/l	<0.010 mg/l	<0.010 mg/l	<0.010 mg/l	1	
benzo(ghi)perylene 191-24-2	<0.010 mg/l	<0.010 mg/l	<0.010 mg/l	<0.010 mg/l	1	
benzo(k)fluoranthene 207-08-9	<0.010 mg/l	<0.010 mg/l	<0.010 mg/l	<0.010 mg/l	1	
benzyl butyl phthalate 85-68-7	<0.010 mg/l	<0.010 mg/l	<0.010 mg/l	<0.010 mg/l	1	
bis(2-chloroethoxy)methane 111-91-1	<0.010 mg/l	<0.010 mg/l	<0.010 mg/l	<0.010 mg/l	1	
bis(2-chloroethyl)ether 111-44-4	<0.010 mg/l	<0.010 mg/l	<0.010 mg/l	<0.010 mg/l	1	
bis(2-chloroisopropyl) ether 108-60-1	<0.010 mg/l	<0.010 mg/l	<0.010 mg/l	<0.010 mg/l	1	
bis(2-ethylhexyl)phthalate 117-81-7	<0.010 mg/l	<0.010 mg/l	<0.010 mg/l	<0.010 mg/l	1	
chrysene 218-01-9	<0.010 mg/l	<0.010 mg/l	<0.010 mg/l	<0.010 mg/l	1	
di-n-butyl phthalate 84-74-2	<0.010 mg/l	<0.010 mg/l	<0.010 mg/l	<0.010 mg/l	1	
di-n-octyl phthalate 117-84-0	<0.010 mg/l	<0.010 mg/l	<0.010 mg/l	<0.010 mg/l	1	
dibenzo(a,h)anthracene 53-70-3	<0.010 mg/l	<0.010 mg/l	<0.010 mg/l	<0.010 mg/l	1	
diethyl phthalate 84-66-2	<0.010 mg/l	<0.010 mg/l	<0.010 mg/l	<0.010 mg/l	1	
dimethyl phthalate 131-11-3	<0.010 mg/l	<0.010 mg/l	<0.010 mg/l	<0.010 mg/l	1	
fluoranthene 206-44-0	<0.010 mg/l	<0.010 mg/l	<0.010 mg/l	<0.010 mg/l	1	
fluorene 86-73-7	<0.010 mg/l	<0.010 mg/l	<0.010 mg/l	<0.010 mg/l	1	
hexachlorobenzene 118-74-1	<0.010 mg/l	<0.010 mg/l	<0.010 mg/l	<0.010 mg/l	1	
hexachlorobutadiene 87-68-3	<0.010 mg/l	<0.010 mg/l	<0.010 mg/l	<0.010 mg/l	1	
hexachlorocyclopentadiene 77-47-4	<0.010 mg/l	<0.010 mg/l	<0.010 mg/l	<0.010 mg/l	1	
hexachloroethane 67-72-1	<0.010 mg/l	<0.010 mg/l	<0.010 mg/l	<0.010 mg/l	1	
indeno(1,2,3-cd)pyrene 193-39-5	<0.010 mg/l	<0.010 mg/l	<0.010 mg/l	<0.010 mg/l	1	
isophorone 78-59-1	<0.010 mg/l	<0.010 mg/l	<0.010 mg/l	<0.010 mg/l	1	
N-nitrosodi-n-propylamine 621-64-7	<0.010 mg/l	<0.010 mg/l	<0.010 mg/l	<0.010 mg/l	1	
N-nitrosodimethylamine 62-75-9	<0.010 mg/l	<0.010 mg/l	<0.010 mg/l	<0.010 mg/l	1	
N-nitrosodiphenylamine 86-30-6	<0.010 mg/l	<0.010 mg/l	<0.010 mg/l	<0.010 mg/l	1	
naphthalene 91-20-3	<0.010 mg/l	<0.010 mg/l	<0.010 mg/l	<0.010 mg/l	1	
nitrobenzene 98-95-3	<0.010 mg/l	<0.010 mg/l	<0.010 mg/l	<0.010 mg/l	1	
phenanthrene 85-01-8	<0.010 mg/l	<0.010 mg/l	<0.010 mg/l	<0.010 mg/l	1	
pyrene 129-00-0	<0.010 mg/l	<0.010 mg/l	<0.010 mg/l	<0.010 mg/l	1	
2,4,6-trichlorophenol 88-06-2	<0.030 mg/l	<0.030 mg/l	<0.030 mg/l	<0.030 mg/l	1	
2,4-dichlorophenol 120-83-2	<0.030 mg/l	<0.030 mg/l	<0.030 mg/l	<0.030 mg/l	1	
2,4-dimethylphenol 105-67-9	<0.030 mg/l	<0.030 mg/l	<0.030 mg/l	<0.030 mg/l	1	
2,4-dinitrophenol 51-28-5	<0.050 mg/l	<0.030 mg/l	<0.050 mg/l	<0.030 mg/l	1	

Outfall S17

Parts B and C Continued

Pollutant and CAS Number (if availible)	Maximum Values (include units)		Average Values (include units)		Number of Storm Events Sampled	Sources of Pollutants
	Grab Sample Taken During First 30 Minutes	Flow-weighted Composite	Grab Sample Taken During First 30 Minutes	Flow-weighted Composite		
2-methyl-4,6-dinitrophenol 534-52-1	<0.050 mg/l	<0.030 mg/l	<0.050 mg/l	<0.030 mg/l	1	
2-nitrophenol 88-75-5	<0.030 mg/l	<0.030 mg/l	<0.030 mg/l	<0.030 mg/l	1	
4-chloro-3-methyl phenol 59-50-7	<0.030 mg/l	<0.030 mg/l	<0.030 mg/l	<0.030 mg/l	1	
4-nitrophenol 100-02-7	<0.050 mg/l	<0.030 mg/l	<0.050 mg/l	<0.030 mg/l	1	
pentachlorophenol 87-86-5	<0.050 mg/l	<0.030 mg/l	<0.050mg/l	<0.030 mg/l	1	
phenol 108-95-2	<0.030 mg/l	<0.030 mg/l	<0.030 mg/l	<0.030 mg/l	1	
4,4'--DDD 72-54-8	<0.00001mg/l	<0.00001 mg/l	<0.00001 mg/l	<0.00001 mg/l	1	
4,4'--DDE 72-55-9	<0.00001 mg/l	<0.00001 mg/l	<0.00001 mg/l	<0.00001 mg/l	1	
4,4'-DDT 50-29-3	<0.00001 mg/l	<0.00004 mg/l	<0.00001 mg/l	<0.00004 mg/l	1	
aldrin 309-00-2	<0.00001 mg/l	<0.00001 mg/l	<0.00001 mg/l	<0.00001 mg/l	1	
chlordane 57-74-9	<0.00002 mg/l	<0.00006 mg/l	<0.00002 mg/l	<0.00006 mg/l	1	
dieldrin 60-57-1	<0.00001 mg/l	<0.00001 mg/l	<0.00001 mg/l	<0.00001 mg/l	1	
endosulfan I 959-98-8	<0.00001 mg/l	<0.00001 mg/l	<0.00001 mg/l	<0.00001 mg/l	1	
endosulfan II 33213-65-9	<0.00001 mg/l	<0.00001 mg/l	<0.00001 mg/l	<0.00001 mg/l	1	
endosulfan sulfate 1031-07-8	<0.00001 mg/l	<0.00004 mg/l	<0.00001 mg/l	<0.00004 mg/l	1	
endrin 72-20-8	<0.00005 mg/l	<0.00005 mg/l	<0.00005 mg/l	<0.00005 mg/l	1	
endrin aldehyde 7421-93-4	<0.00001 mg/l	<0.00004 mg/l	<0.00001 mg/l	<0.00004 mg/l	1	
heptachlor 76-44-8	<0.00001 mg/l	<0.00001 mg/l	<0.00001 mg/l	<0.00001 mg/l	1	
heptachlor epoxide 1024-57-3	<0.00001 mg/l	<0.00001 mg/l	<0.00001 mg/l	<0.00001 mg/l	1	
toxaphene 8001-35-2	<0.0002 mg/l	<0.0006 mg/l	<0.0002 mg/l	<0.0006 mg/l	1	
alpha-BHC 319-84-6	<0.00001 mg/l	<0.00001 mg/l	<0.00001 mg/l	<0.00001 mg/l	1	
beta-BHC 319-85-7	<0.00001 mg/l	<0.00001 mg/l	<0.00001 mg/l	<0.00001 mg/l	1	
delta-BHC 319-86-8	<0.00001 mg/l	<0.00001 mg/l	<0.00001 mg/l	<0.00001 mg/l	1	
gamma-BHC 58-89-8	<0.00001 mg/l	<0.00001 mg/l	<0.00001 mg/l	<0.00001 mg/l	1	
2-chlorophenol 95-57-8	<0.030 mg/l	<0.030 mg/l	<0.030 mg/l	<0.030 mg/l	1	
Aroclor-1242 53469-21-9	<0.0005 mg/l	<0.0005 mg/l	<0.0005 mg/l	<0.0005 mg/l	1	
Aroclor-1254 11097-69-1	<0.0005 mg/l	<0.0005 mg/l	<0.0005 mg/l	<0.0005 mg/l	1	
Aroclor-1221 11104-28-2	<0.0005 mg/l	<0.0005 mg/l	<0.0005 mg/l	<0.0005 mg/l	1	
Aroclor-1232 11141-16-5	<0.0005 mg/l	<0.0005 mg/l	<0.0005 mg/l	<0.0005 mg/l	1	
Aroclor-1248 12672-29-6	<0.0005 mg/l	<0.0005 mg/l	<0.0005 mg/l	<0.0005 mg/l	1	
Aroclor-1260 11096-82-5	<0.0005 mg/l	<0.0005 mg/l	<0.0005 mg/l	<0.0005 mg/l	1	
Aroclor-1016 12674-11-2	<0.0005 mg/l	<0.0005 mg/l	<0.0005 mg/l	<0.0005 mg/l	1	
Cresols	<0.010 mg/l	<0.010 mg/l	<0.010 mg/l	<0.010 mg/l	1	
Acrolein	<0.010 mg/l	<0.010 mg/l	<0.010 mg/l	<0.010 mg/l	1	
Acrylonitrile	<0.010 mg/l	<0.010 mg/l	<0.010 mg/l	<0.010 mg/l	1	
1,2-diphenylhydrazine (azobenzene)	Results pending	Results pending	Results pending	Results pending	1	

EPA ID Number (copy from Item 1 of Form1)

Outfall S18

Form Approved OMB No. 2040-0086
Approval expires 5-31-92

VII. Discharge Information (continued from page 3 of Form 2F)

Part A - You must provide the results of at least one analysis for every pollutant in this table. Complete one table for each outfall. See instructions for additional details.

Pollutant and CAS Number (if availible)	Maximum Values (include units)		Average Values (include units)		Number of Storm Events Sampled	Sources of Pollutants
	Grab Sample Taken During First 30 Minutes	Flow-weighted Composite	Grab Sample Taken During First 30 Minutes	Flow-weighted Composite		
Oil and Grease	<2 mg/ml		<2 m/g/l		1	
Biological Oxygen Demand (BOD5)	37.1 mg/l	7.8 mg/l	37.1 mg/l	7.8 mg/l	1	
Chemical Oxygen Demand (COD)	7.7 mg/l	54.0 mg/l	7.7 mg/l	54.0 mg/l	1	
Total Suspended Solids (TSS)	11 mg/l	70 mg/l	11 mg/l	70 mg/l	1	
Total Kjeldahl Nitrogen	0.3 mg/l	1.3 mg/l	0.3 mg/l	1.3 mg.l	1	
Nitrate plus Nitrite Nitrogen	3.3 mg/l	<0.1 mg/l	3.3 mg/l	<0.1 mg/l	1	
Total Phosphorus	<0.1 mg/l	0.60 mg/l	<0.1 mg/l	0.60 gm/l	1	
pH	Minimum 8.3	Maximum 8.3	Minimum 8.3	Maximum 8.3		

Part B - List each pollutant that is limited in an effluent guideline which the facility is subject to or any pollutant listed in the facility's NPDES permit for its process wastewater (if the facility is operating under an existing NPDES permit). Complete one table for each outfall. See the instructions for additional details and requirements.

Pollutant and CAS Number (if availible)	Maximum Values (include units)		Average Values (include units)		Number of Storm Events Sampled	Sources of Pollutants
	Grab Sample Taken During First 30 Minutes	Flow-weighted Composite	Grab Sample Taken During First 30 Minutes	Flow-weighted Composite		
Antimony 7440-36-0	<0.04 mg/l	<0.01 mg/l	<0.04 mg/l	<0.01 mg/l	1	
Cyanide	<0.002 mg/l		<0.002 mg/l		1	
Mercury 7439-97-6	<0.0002 mg/l	<0.0002 mg/l	<0.0002 mg/l	<0.0002 mg/l	1	
Phenols	0.002 mg/l		0.002 mg/l		1	
Selenium 7782-49-2	<0.002 mg/l	<0.002 mg/l	<0.002 mg/l	<0.002 mg/l	1	
Sulfate	<10 mg/l	<10 mg/l	<10 mg/l	10 mg/l	1	
Surfactants	<0.05 mg/l	<0.05 mg/l	<0.05 mg/l	<0.05 mg/l	1	
Aluminum 7429-90-5	0.38 mg/l	1.50 mg/l	0.38 mg/l	1.50 mg/l	1	
Arsenic 7440-38-2	<0.04 mg/l	<0.04 mg/l	<0.04 mg/l	<0.04 mg/l	1	
Boron 7440-42-8	0.017 mg/l	0.044 mg/l	0.017 mg/l	0.044 mg/l	1	
Beryllium 7440-41-7	<0.0004 mg/l	<0.0004 mg/l	<0.0004 mg/l	<0.0004 mg/l	1	
Cadmium 7440-43-9	<0.004 mg/l	<0.004 mg/l	<0.004 mg/l	<0.004 mg/l	1	
Calcium 7440-70-2	13.5 mg/l	31.0 mg/l	13.5 mg/l	31.0 mg/l	1	
Chromium 7440-47-3	<0.006 mg/l	0.009 mg/l	<0.006 mg/l	0.009 mg/l	1	
Cobalt 7440-48-4	<0.002 mg/l	<0.002 mg/l	<0.002 mg/l	<0.002 mg/l	1	
Copper 7440-50-8	<0.006 mg/l	<0.006 mg/l	<0.006 mg/l	<0.006 mg/l	1	
Iron 7439-89-6	0.36 mg/l	1.8 mg/l	0.36 mg/l	1.8 mg/l	1	
Lead 7439-92-1	<0.02 mg/l	<0.02 mg/l	<0.02 mg/l	<0.02 mg/l	1	
Lithium 7439-93-2	<0.02 mg/l	<0.02 mg/l	<0.02 mg/l	<0.02 mg/l	1	
Magnesium 7439-95-4	3.03 mg/l	3.54 mg/l	3.03 mg/l	3.54 mg/l	1	
Manganese 7439-96-5	0.027 mg/l	0.097 mg/l	0.027 mg/l	0.097 mg/l	1	
Molybdenum 7439-98-7	<0.006 mg/l	<0.006 mg/l	<0.006 mg/l	<0.006 mg/l	1	
Nickel 7440-02-0	<0.008 mg/l	<0.008 mg/l	<0.008 mg/l	<0.008 mg/l	1	
Potassium 7440-09-7	1.0 mg/l	8.8 mg/l	1.0 mg.l	8.8 mg/l	1	
Silver 7440-22-4	<0.006 mg/l	<0.006 mg/l	<0.006 mg/l	<0.006 mg/l	1	
Sodium 7440-23-5	0.92 mg/l	0.17 mg/l	0.92 mg/l	0.17 mg/l	1	
Titanium 7440-32-6	<0.01 mg/l	0.02 mg/l	<0.01 mg/l	0.02 mg/l	1	
Zinc 7440-66-6	<0.01 mg/l	0.02 mg/l	<0.01 mg/l	0.02 mg/l	1	

Continue on Reverse

Continued from front.

Part C- List each pollutant shown in Tables 2F-2, 2F-3, and 2F4 that you know or have reason to believe is present. See the instructions for additional details and requirements. Corr one table for each outfall.

Pollutant and CAS Number (if availible)	Maximum Values (include units)		Average Values (include units)		Number of Storm Events Sampled	Sources of Pollutants
	Grab Sample Taken During First 30 Minutes	Flow-weighted Composite	Grab Sample Taken During First 30 Minutes	Flow-weighted Composite		
1,1,1,-trichloroethane 71-55-6	<0.010 mg/l		<0.010 mg/l		1	
1,1,2,2-tetrachloroethane 79-34-5	<0.010 mg/l		<0.010 mg/l		1	
1,1,2- trichloroethane 79-00-5	<0.010 mg/l		<0.010 mg/l		1	
1,1-dichloroethane 75-34-3	<0.010 mg/l		<0.010 mg/l		1	
1,1-dichloroethylene 75-35-4	<0.010 mg/l		<0.010 mg/l		1	
1,2-dichloroethane 107-06-2	<0.010 mg/l		<0.010 mg/l		1	
1,2-dichloropropane 78-87-5	<0.010 mg/l		<0.010 mg/l		1	
2-chloroethylvinylether 110-75-8	<0.010 mg/l		<0.010 mg/l		1	
benzene 71-43-2	<0.010 mg/l		<0.010 mg/l		1	
bromodichloromethane 75-27-4	<0.010 mg/l		<0.010 mg/l		1	
bromoform 75-25-2	<0.010 mg/l		<0.010 mg/l		1	
bromomethane 74-83-9	<0.010 mg/l		<0.010 mg/l		1	
carbon tetrachloride 56-23-5	<0.010 mg/l		<0.010 mg/l		1	
chlorobenzene 108-90-7	<0.010 mg/l		<0.010 mg/l		1	
chloroethane 75-00-3	<0.010 mg/l		<0.010 mg/l		1	
chloroform 67-66-3	<0.010 mg/l		<0.010 mg/l		1	
chloromethane 74-87-3	<0.010 mg/l		<0.010 mg/l		1	
dibromochloromethane 124-48-1	<0.010 mg/l		<0.010 mg/l		1	
ethylbenzene 100-41-4	<0.010 mg/l		<0.010 mg/l		1	
toluene 108-88-3	<0.010 mg/l		<0.010 mg/l		1	
vinyl chloride 75-01-4	<0.010 mg/l		<0.010 mg/l		1	
1,3-dichloropropene 10061-01-5	<0.010 mg/l		<0.010 mg/l		1	
trans-1,2-dichloroethene 156-60-5	<0.010 mg/l		<0.010 mg/l		1	
alpha activity 12587-46-1	3.4 pci/l	0.80 pci/l	3.4 pci/l	0.08 pci/l	1	
beta activity 12587-46-1	1.5 pci/l	13 pci/l	1.5 pci/l	13 pci/l	1	
fecal coliform	28 co/.1L	1226 co/.1L	28 co/.1L	1226 cl/.1L	1	
Thallium 7440-28-0	<0.03 mg/l	<0.001 mg/l	<0.03 mg/l	<0.002 mg/l	1	
Uranium 7440-61-1	<0.001 mg/l	<0.001 mg/l	0.001 mg/l	<0.001 mg/l	1	
Gamma activity	164 pci/l	-10 pci/l	164 pci/l	-10 pci/l	1	

Part D- Provide data for the storm event(s) which resulted in the maximum values for the flow weighted composite sample.

1. Date of Storm Event	2. Duration of Storm (in minutes)	3. Total rainfall during storm event (in inches)	4. Number of hours between beginning of storm measured and end of previous measurable rain event	5. Maximum flow rate during rain event (gallons/min or specify units)	6. Total flow from rain event (gallons or specify units)	7. Season sample was taken	8. Form of Precipitation (rainfall, snowmelt)
12/13/91	250	0.25	88.2	NA	NA	Fall (grab)	Rainfall
8/28/92	535	0.9	124.3	31.8	2,250	Summer (composite)	Rainfall

9. Provide a description of the method of flow measurement or estimate.

An ISCO 3230 Flow meter was used to obtain water level readings. This instrument was calibrated with the normal dry weather flow, if present, as level zero. The flow meter was programmed with the characteristics of the conveyance so that flow rates and total flows could be calculated by the meter.

Outfall S18

Parts B and C Continued

Pollutant and CAS Number (if availible)	Maximum Values (include units)		Average Values (include units)		Number of Storm Events Sampled	Sources of Pollutants
	Grab Sample Taken During First 30 Minutes	Flow-weighted Composite	Grab Sample Taken During First 30 Minutes	Flow-weighted Composite		
Barium 7440-39-3	0.0358 mg/l	0.413 mg/l	0.0358 mg/l	0.413 mg/l	1	
methylene chloride 75-09-2	<0.010 mg/l		<0.010 mg/l		1	
tetrachloroethene 127-18-4	<0.010 mg/l		<0.010 mg/l		1	
trichloroethene 79-01-6	<0.010 mg/l		<0.010 mg/l		1	
Xylenes	<0.010 mg/l		<0.010 mg/l		1	
1,2,4-trichlorobenzene 120-82-1	<0.010 mg/l	<0.010 mg/l	<0.010 mg/l	<0.010 mg/l	1	
1,2-dichlorobenzene 95-50-1	<0.010 mg/l	<0.010 mg/l	<0.010 mg/l	<0.010 mg/l	1	
1,3-dichlorobenzene 541-73-1	<0.010 mg/l	<0.010 mg/l	<0.010 mg/l	<0.010 mg/l	1	
1,4-dichlorobenzene 106-46-7	<0.010 mg/l	<0.010 mg/l	<0.010 mg/l	<0.010 mg/l	1	
2,4-dinitrotoluene 121-14-2	<0.010 mg/l	<0.010 mg/l	<0.010 mg/l	<0.010 mg/l	1	
2,6-dinitrotoluene 606-20-2	<0.010 mg/l	<0.010 mg/l	<0.010 mg/l	<0.010 mg/l	1	
2-chloronaphthalene 91-58-7	<0.010 mg/l	<0.010 mg/l	<0.010 mg/l	<0.010 mg/l	1	
3,3'-dichlorobenzidine 91-94-1	<0.020 mg/l	<0.010 mg/l	<0.020 mg/l	<0.010 mg/l	1	
4-bromophenylphenyl ether 101-55-3	<0.010 mg/l	<0.010 mg/l	<0.010 mg/l	<0.010 mg/l	1	
4-chlorophenylphenyl ether 7005-72-3	<0.010 mg/l	<0.010 mg/l	<0.010 mg/l	<0.010 mg/l	1	
acenaphthene 83-32-9	<0.010 mg/l	<0.010 mg/l	<0.010 mg/l	<0.010 mg/l	1	
acenaphthylene 208-96-8	<0.010 mg/l	<0.010 mg/l	<0.010 mg/l	<0.010 mg/l	1	
anthracene 120-12-7	<0.010 mg/l	<0.010 mg/l	<0.010 mg/l	<0.010 mg/l	1	
benzidine 92-87-5	<0.050 mg/l	<0.030 mg/l	<0.050 mg/l	<0.030 mg/l	1	
benzo(a)anthracene 56-55-3	<0.010 mg/l	<0.010 mg/l	<0.010 mg/l	<0.010 mg/l	1	
benzo(a)pyrene 50-32-8	<0.010 mg/l	<0.010 mg/l	<0.010 mg/l	<0.010 mg/l	1	
benzo(b)fluoranthene 205-99-2	<0.010 mg/l	<0.010 mg/l	<0.010 mg/l	<0.010 mg/l	1	
benzo(ghi)perylene 191-24-2	<0.010 mg/l	<0.010 mg/l	<0.010 mg/l	<0.010 mg/l	1	
benzo(k)fluoranthene 207-08-9	<0.010 mg/l	<0.010 mg/l	<0.010 mg/l	<0.010 mg/l	1	
benzyl butyl phthalate 85-68-7	<0.010 mg/l	<0.010 mg/l	<0.010 mg/l	<0.010 mg/l	1	
bis(2-chloroethoxy)methane 111-91-1	<0.010 mg/l	<0.010 mg/l	<0.010 mg/l	<0.010 mg/l	1	
bis(2-chloroethyl)ether 111-44-4	<0.010 mg/l	<0.010 mg/l	<0.010 mg/l	<0.010 mg/l	1	
bis(2-chloroisopropyl) ether 108-60-1	<0.010 mg/l	<0.010 mg/l	<0.010 mg/l	<0.010 mg/l	1	
bis(2-ethylhexyl)phthalate 117-81-7	<0.010 mg/l	<0.010 mg/l	<0.010 mg/l	<0.010 mg/l	1	
chrysene 218-01-9	<0.010 mg/l	<0.010 mg/l	<0.010 mg/l	<0.010 mg/l	1	
di-n-butyl phthalate 84-74-2	<0.010 mg/l	<0.010 mg/l	<0.010 mg/l	<0.010 mg/l	1	
di-n-octyl phthalate 117-84-0	<0.010 mg/l	<0.010 mg/l	<0.010 mg/l	<0.010 mg/l	1	
dibenzo(a,h)anthracene 53-70-3	<0.010 mg/l	<0.010 mg/l	<0.010 mg/l	<0.010 mg/l	1	
diethyl phthalate 84-66-2	<0.010 mg/l	<0.010 mg/l	<0.010 mg/l	<0.010 mg/l	1	
dimethyl phthalate 131-11-3	<0.010 mg/l	<0.010 mg/l	<0.010 mg/l	<0.010 mg/l	1	
fluoranthene 206-44-0	<0.010 mg/l	<0.010 mg/l	<0.010 mg/l	<0.010 mg/l	1	
fluorene 86-73-7	<0.010 mg/l	<0.010 mg/l	<0.010 mg/l	<0.010 mg/l	1	
hexachlorobenzene 118-74-1	<0.010 mg/l	<0.010 mg/l	<0.010 mg/l	<0.010 mg/l	1	
hexachlorobutadiene 87-68-3	<0.010 mg/l	<0.010 mg/l	<0.010 mg/l	<0.010 mg/l	1	
hexachlorocyclopentadiene 77-47-4	<0.010 mg/l	<0.010 mg/l	<0.010 mg/l	<0.010 mg/l	1	
hexachloroethane 67-72-1	<0.010 mg/l	<0.010 mg/l	<0.010 mg/l	<0.010 mg/l	1	
indeno(1,2,3-cd)pyrene 193-39-5	<0.010 mg/l	<0.010 mg/l	<0.010 mg/l	<0.010 mg/l	1	
isophorone 78-59-1	<0.010 mg/l	<0.010 mg/l	<0.010 mg/l	<0.010 mg/l	1	
N-nitrosodi-n-propylamine 621-64-7	<0.010 mg/l	<0.010 mg/l	<0.010 mg/l	<0.010 mg/l	1	
N-nitrosodimethylamine 62-75-9	<0.010 mg/l	<0.010 mg/l	<0.010 mg/l	<0.010 mg/l	1	
N-nitrosodiphenylamine 86-30-6	<0.010 mg/l	<0.010 mg/l	<0.010 mg/l	<0.010 mg/l	1	
naphthalene 91-20-3	<0.010 mg/l	<0.010 mg/l	<0.010 mg/l	<0.010 mg/l	1	
nitrobenzene 98-95-3	<0.010 mg/l	<0.010 mg/l	<0.010 mg/l	<0.010 mg/l	1	
phenanthrene 85-01-8	<0.010 mg/l	<0.010 mg/l	<0.010 mg/l	<0.010 mg/l	1	
pyrene 129-00-0	<0.010 mg/l	<0.010 mg/l	<0.010 mg/l	<0.010 mg/l	1	
2,4,6-trichlorophenol 88-06-2	<0.030 mg/l	<0.030 mg/l	<0.030 mg/l	<0.030 mg/l	1	
2,4-dichlorophenol 120-83-2	<0.030 mg/l	<0.030 mg/l	<0.030 mg/l	<0.030 mg/l	1	
2,4-dimethylphenol 105-67-9	<0.030 mg/l	<0.030 mg/l	<0.030 mg/l	<0.030 mg/l	1	
2,4-dinitrophenol 51-28-5	<0.050 mg/l	<0.030 mg/l	<0.050 mg/l	<0.030 mg/l	1	

Outfall S18

Parts B and C Continued

Pollutant and CAS Number (if availible)	Maximum Values (include units)		Average Values (include units)		Number of Storm Events Sampled	Sources of Pollutants
	Grab Sample Taken During First 30 Minutes	Flow-weighted Composite	Grab Sample Taken During First 30 Minutes	Flow-weighted Composite		
2-methyl-4,6-dinitrophenol 534-52-1	<0.050 mg/l	<0.030 mg/l	<0.050 mg/l	<0.030 mg/l	1	
2-nitrophenol 88-75-5	<0.030 mg/l	<0.030 mg/l	<0.030 mg/l	<0.030 mg/l	1	
4-chloro-3-methyl phenol 59-50-7	<0.030 mg/l	<0.030 mg/l	<0.030 mg/l	<0.030 mg/l	1	
4-nitrophenol 100-02-7	<0.050 mg/l	<0.030 mg/l	<0.050 mg/l	<0.030 mg/l	1	
pentachlorophenol 87-86-5	<0.050 mg/l	<0.030 mg/l	<0.050mg/l	<0.030 mg/l	1	
phenol 108-95-2	<0.030 mg/l	<0.030 mg/l	<0.030 mg/l	<0.030 mg/l	1	
4,4'--DDD 72-54-8	<0.00001mg/l	<0.00001 mg/l	<0.00001 mg/l	<0.00001 mg/l	1	
4,4'--DDE 72-55-9	<0.00001 mg/l	<0.00001 mg/l	<0.00001 mg/l	<0.00001 mg/l	1	
4,4'-DDT 50-29-3	<0.00001 mg/l	<0.00004 mg/l	<0.00001 mg/l	<0.00004 mg/l	1	
aldrin 309-00-2	<0.00001 mg/l	<0.00001 mg/l	<0.00001 mg/l	<0.00001 mg/l	1	
chlordane 57-74-9	<0.00002 mg/l	<0.00006 mg/l	<0.00002 mg/l	<0.00006 mg/l	1	
dieldrin 60-57-1	<0.00001 mg/l	<0.00001 mg/l	<0.00001 mg/l	<0.00001 mg/l	1	
endosulfan I 959-98-8	<0.00001 mg/l	<0.00001 mg/l	<0.00001 mg/l	<0.00001 mg/l	1	
endosulfan II 33213-65-9	<0.00001 mg/l	<0.00001 mg/l	<0.00001 mg/l	<0.00001 mg/l	1	
endosulfan sulfate 1031-07-8	<0.00001 mg/l	<0.00004 mg/l	<0.00001 mg/l	<0.00004 mg/l	1	
endrin 72-20-8	<0.00005 mg/l	<0.00005 mg/l	<0.00005 mg/l	<0.00005 mg/l	1	
endrin aldehyde 7421-93-4	<0.00001 mg/l	<0.00004 mg/l	<0.00001 mg/l	<0.00004 mg/l	1	
heptachlor 76-44-8	<0.00001 mg/l	<0.00001 mg/l	<0.00001 mg/l	<0.00001 mg/l	1	
heptachlor epoxide 1024-57-3	<0.00001 mg/l	<0.00001 mg/l	<0.00001 mg/l	<0.00001 mg/l	1	
toxaphene 8001-35-2	<0.0002 mg/l	<0.0006 mg/l	<0.0002 mg/l	<0.0006 mg/l	1	
alpha-BHC 319-84-6	<0.00001 mg/l	<0.00001 mg/l	<0.00001 mg/l	<0.00001 mg/l	1	
beta-BHC 319-85-7	<0.00001 mg/l	<0.00001 mg/l	<0.00001 mg/l	<0.00001 mg/l	1	
delta-BHC 319-86-8	<0.00001 mg/l	<0.00001 mg/l	<0.00001 mg/l	<0.00001 mg/l	1	
gamma-BHC 58-89-8	<0.00001 mg/l	<0.00001 mg/l	<0.00001 mg/l	<0.00001 mg/l	1	
2-chlorophenol 95-57-8	<0.030 mg/l	<0.030 mg/l	<0.030 mg/l	<0.030 mg/l	1	
Aroclor-1242 53469-21-9	<0.0005 mg/l	<0.0005 mg/l	<0.0005 mg/l	<0.0005 mg/l	1	
Aroclor-1254 11097-69-1	<0.0005 mg/l	<0.0005 mg/l	<0.0005 mg/l	<0.0005 mg/l	1	
Aroclor-1221 11104-28-2	<0.0005 mg/l	<0.0005 mg/l	<0.0005 mg/l	<0.0005 mg/l	1	
Aroclor-1232 11141-16-5	<0.0005 mg/l	<0.0005 mg/l	<0.0005 mg/l	<0.0005 mg/l	1	
Aroclor-1248 12672-29-6	<0.0005 mg/l	<0.0005 mg/l	<0.0005 mg/l	<0.0005 mg/l	1	
Aroclor-1260 11096-82-5	<0.0005 mg/l	<0.0005 mg/l	<0.0005 mg/l	<0.0005 mg/l	1	
Aroclor-1016 12674-11-2	<0.0005 mg/l	<0.0005 mg/l	<0.0005 mg/l	<0.0005 mg/l	1	
Cresols	<0.010 mg/l	<0.010 mg/l	<0.010 mg/l	<0.010 mg/l	1	
Acrolein	<0.010 mg/l	<0.010 mg/l	<0.010 mg/l	<0.010 mg/l	1	
Acrylonitrile	<0.010 mg/l	<0.010 mg/l	<0.010 mg/l	<0.010 mg/l	1	
1,2-diphenylhydrazine (azobenzene)	Results pending	Results pending	Results pending	Results pending	1	

EPA ID Number (copy from Item 1 of Form1)

Outfall S19

Form Approved OMB No. 2040-0086
Approval expires 5-31-92

VII. Discharge Information (continued from page 3 of Form 2F)

Part A - You must provide the results of at least one analysis for every pollutant in this table. Complete one table for each outfall. See instructions for additional details.

Pollutant and CAS Number (if availible)	Maximum Values (include units)		Average Values (include units)		Number of Storm Events Sampled	Sources of Pollutants
	Grab Sample Taken During First 30 Minutes	Flow-weighted Composite	Grab Sample Taken During First 30 Minutes	Flow-weighted Composite		
Oil and Grease	<2 mg/l		<2 mg/l		1	
Biological Oxygen Demand (BOD5)	<5 mg/l		<5 mg/l		1	
Chemical Oxygen Demand (COD)	8.4 mg/l		8.4 mg/l		1	
Total Suspended Solids (TSS)	<5 mg/l		<5 mg/l		1	
Total Kjeldahl Nitrogen	0.3 mg/l		0.3 mg/l		1	
Nitrate plus Nitrite Nitrogen	<0.1 mg/l		<0.1 mg/l		1	
Total Phosphorus	<0.1 mg/l		<0.1 mg/l		1	
pH	Minimum 8.1	Maximum 8.1	Minimum 8.1	Maximum 8.1		

Part B - List each pollutant that is limited in an effluent guideline which the facility is subject to or any pollutant listed in the facility's NPDES permit for its process wastewater (if the facility is operating under an existing NPDES permit). Complete one table for each outfall. See the instructions for additional details and requirements.

Pollutant and CAS Number (if availible)	Maximum Values (include units)		Average Values (include units)		Number of Storm Events Sampled	Sources of Pollutants
	Grab Sample Taken During First 30 Minutes	Flow-weighted Composite	Grab Sample Taken During First 30 Minutes	Flow-weighted Composite		
Antimony 7440-36-0	<0.04 mg/l		<0.04 mg/l		1	
Cyanide	<0.002 mg/l		<0.002 mg/l		1	
Mercury 7439-97-6	<0.0002 mg/l		<0.0002 mg/l		1	
Phenols	0.002 mg/l		0.002 mg/l		1	
Selenium 7782-49-2	<0.002 mg/l		<0.002 mg/l		1	
Sulfate	16 mg/l		16 mg/l		1	
Surfactants	<0.05 mg/l		<0.05 mg/l		1	
Aluminum 7429-90-5	0.06 mg/l		0.06 mg/l		1	
Arsenic 7440-38-2	<0.04 mg/l		<0.04 mg/l		1	
Boron 7440-42-8	0.103 mg/l		0.103 mg/l		1	
Beryllium 7440-41-7	<0.0004mg/l		<0.0004mg/l		1	
Cadmium 7440-43-9	<0.004 mg/l		<0.004 mg/l		1	
Calcium 7440-70-2	29.9 mg/l		29.9 mg/l		1	
Chromium 7440-47-3	<0.006 mg/l		<0.006 mg/l		1	
Cobalt 7440-48-4	<0.002 mg/l		<0.002 mg/l		1	
Copper 7440-50-8	<0.006 mg/l		<0.006 mg/l		1	
Iron 7439-89-6	<0.06 mg/l		<0.06 mg/l		1	
Lead 7439-92-1	<0.02 mg/l		<0.02 mg/l		1	
Lithium 7439-93-2	0.02 mg/l		0.02 mg/l		1	
Magnesium 7439-95-4	9.91 mg/l		9.91 mg/l		1	
Manganese 7439-96-5	0.002 mg/l		0.002 mg/l		1	
Molybdenum 7439-98-7	0.009 mg/l		0.009 mg/l		1	
Nickel 7440-02-0	<0.008 mg/l		<0.008 mg/l		1	
Potassium 7440-09-7	1.9 mg/l		1.9 mg/l		1	
Silver 7440-22-4	<0.006 mg/l		<0.006 mg/l		1	
Sodium 7440-23-5	2.09 mg/l		2.09 mg/l		1	
Titanium 7440-32-6	<0.01 mg/l		<0.01 mg/l		1	
Zinc 7440-66-6	<0.01 mg/l		<0.01 mg/l		1	

Continue on Reverse

Continued from front.

Part C- List each pollutant shown in Tables 2F-2, 2F-3, and 2F4 that you know or have reason to believe is present. See the instructions for additional details and requirements. Co one table for each outfall.

Pollutant and CAS Number (if availible)	Maximum Values (include units)		Average Values (include units)		Number of Storm Events Sampled	Sources of Pollutants
	Grab Sample Taken During First 30 Minutes	Flow-weighted Composite	Grab Sample Taken During First 30 Minutes	Flow-weighted Composite		
1,1,1,-trichloroethane 71-55-6	<0.010 mg/l		<0.010 mg/l		1	
1,1,2,2-tetrachloroethane 79-34-5	<0.010 mg/l		<0.010 mg/l		1	
1,1,2- trichloroethane 79-00-5	<0.010 mg/l		<0.010 mg/l		1	
1,1-dichloroethane 75-34-3	<0.010 mg/l		<0.010 mg/l		1	
1,1-dichloroethylene 75-35-4	<0.010 mg/l		<0.010 mg/l		1	
1,2-dichloroethane 107-06-2	<0.010 mg/l		<0.010 mg/l		1	
1,2-dichloropropane 78-87-5	<0.010 mg/l		<0.010 mg/l		1	
2-chloroethylvinylether 110-75-8	<0.010 mg/l		<0.010 mg/l		1	
benzene 71-43-2	<0.010 mg/l		<0.010 mg/l		1	
bromodichloromethane 75-27-4	<0.010 mg/l		<0.010 mg/l		1	
bromoform 75-25-2	<0.010 mg/l		<0.010 mg/l		1	
bromomethane 74-83-9	<0.010 mg/l		<0.010 mg/l		1	
carbon tetrachloride 56-23-5	<0.010 mg/l		<0.010 mg/l		1	
chlorobenzene 108-90-7	<0.010 mg/l		<0.010 mg/l		1	
chloroethane 75-00-3	<0.010 mg/l		<0.010 mg/l		1	
chloroform 67-66-3	<0.010 mg/l		<0.010 mg/l		1	
chloromethane 74-87-3	<0.010 mg/l		<0.010 mg/l		1	
dibromochloromethane 124-48-1	<0.010 mg/l		<0.010 mg/l		1	
ethylbenzene 100-41-4	<0.010 mg/l		<0.010 mg/l		1	
toluene 108-88-3	<0.010 mg/l		<0.010 mg/l		1	
vinyl chloride 75-01-4	<0.010 mg/l		<0.010 mg/l		1	
1,3-dichloropropene 10061-01-5	<0.010 mg/l		<0.010 mg/l		1	
trans-1,2-dichloroethene 156-60-5	<0.010 mg/l		<0.010 mg/l		1	
alpha activity 12587-46-1	-1.5 pci/l		-1.5 pci/l		1	
beta activity 12587-46-1	8.4 pci/l		8.4 pci/l		1	
focal coliform	20 co/.1L		20 co/.1L		1	
Thallium 7440-28-0	<0.005 mg/l		<0.005 mg/l		1	
Uranium 7440-61-1	<0.001 mg/l		<0.001 mg/l		1	
Gamma activity	5.0 pci/l		5.0 pci/l		1	

Part D- Provide data for the sorm event(s) which resulted in the maximum values for the flow weighted composite sample.

1. Date of Storm Event	2. Duration of Storm (in minutes)	3. Total rainfall during storm event (in inches)	4. Number of hours between beginning of storm measured and end of previous measurable rain event	5. Maximum flow rate during rain event (gallons/min or specify units)	6. Total flow from rain event (gallons or specify units)	7. Season sample was taken	8. Form of Precipitation (rainfall, snowmelt)
08/26/91	410	1.3	160.2			Summer	Rain

9. Provide a description of the method of flow measurement or estimate.

An ISCO 3230 Flow meter was used to obtain water level readings. This instrument was calibrated with the normal dry weather flow, if present, as level zero. The flow meter was programmed with the characteristics of the conveyance so that flow rates and total flows could be calculated by the meter.

Outfall S19

Parts B and C Continued

Pollutant and CAS Number (if availible)	Maximum Values (include units)		Average Values (include units)		Number of Storm Events Sampled	Sources of Pollutants
	Grab Sample Taken During First 30 Minutes	Flow-weighted Composite	Grab Sample Taken During First 30 Minutes	Flow-weighted Composite		
Barium 7440-39-3	0.0498 mg/l		0.0498 mg/l		1	
methylene chloride 75-09-2	<0.010 mg/l		<0.010 mg/l		1	
tetrachloroethene 127-18-4	<0.010 mg/l		<0.010 mg/l		1	
trichloroethene 79-01-6	<0.010 mg/l		<0.010 mg/l		1	
Xylenes	<0.010 mg/l		<0.010 mg/l		1	
1,2,4-trichlorobenzene 120-82-1	<0.010 mg/l		<0.010 mg/l		1	
1,2-dichlorobenzene 95-50-1	<0.010 mg/l		<0.010 mg/l		1	
1,3-dichlorobenzene 541-73-1	<0.010 mg/l		<0.010 mg/l		1	
1,4-dichlorobenzene 106-46-7	<0.010 mg/l		<0.010 mg/l		1	
2,4-dinitrotoluene 121-14-2	<0.010 mg/l		<0.010 mg/l		1	
2,6-dinitrotoluene 606-20-2	<0.010 mg/l		<0.010 mg/l		1	
2-chloronaphthalene 91-58-7	<0.010 mg/l		<0.010 mg/l		1	
3,3'-dichlorobenzidine 91-94-1	<0.010 mg/l		<0.010 mg/l		1	
4-bromophenylphenyl ether 101-55-3	<0.010 mg/l		<0.010 mg/l		1	
4-chlorophenylphenyl ether 7005-72-3	<0.010 mg/l		<0.010 mg/l		1	
acenaphthene 83-32-9	<0.010 mg/l		<0.010 mg/l		1	
acenaphthylene 208-96-8	<0.010 mg/l		<0.010 mg/l		1	
anthracene 120-12-7	<0.010 mg/l		<0.010 mg/l		1	
benzidine 92-87-5	<0.030 mg/l		<0.030 mg/l		1	
benzo(a)anthracene 56-55-3	<0.010 mg/l		<0.010 mg/l		1	
benzo(a)pyrene 50-32-8	<0.010 mg/l		<0.010 mg/l		1	
benzo(b)fluoranthene 205-99-2	<0.010 mg/l		<0.010 mg/l		1	
benzo(ghi)perylene 191-24-2	<0.010 mg/l		<0.010 mg/l		1	
benzo(k)fluoranthene 207-08-9	<0.010 mg/l		<0.010 mg/l		1	
benzyl butyl phthalate 85-68-7	<0.010 mg/l		<0.010 mg/l		1	
bis(2-chloroethoxy)methane 111-91-1	<0.010 mg/l		<0.010 mg/l		1	
bis(2-chloroethyl)ether 111-44-4	<0.010 mg/l		<0.010 mg/l		1	
bis(2-chloroisopropyl) ether 108-60-1	<0.010 mg/l		<0.010 mg/l		1	
bis(2-ethylhexyl)phthalate 117-81-7	<0.010 mg/l		<0.010 mg/l		1	
chrysene 218-01-9	<0.010 mg/l		<0.010 mg/l		1	
di-n-butyl phthalate 84-74-2	<0.010 mg/l		<0.010 mg/l		1	
di-n-octyl phthalate 117-84-0	<0.010 mg/l		<0.010 mg/l		1	
dibenzo(a,h)anthracene 53-70-3	<0.010 mg/l		<0.010 mg/l		1	
diethyl phthalate 84-66-2	<0.010 mg/l		<0.010 mg/l		1	
dimethyl phthalate 131-11-3	<0.010 mg/l		<0.010 mg/l		1	
fluoranthene 206-44-0	<0.010 mg/l		<0.010 mg/l		1	
fluorene 86-73-7	<0.010 mg/l		<0.010 mg/l		1	
hexachlorobenzene 118-74-1	<0.010 mg/l		<0.010 mg/l		1	
hexachlorobutadiene 87-68-3	<0.010 mg/l		<0.010 mg/l		1	
hexachlorocyclopentadiene 77-47-4	<0.010 mg/l		<0.010 mg/l		1	
hexachloroethane 67-72-1	<0.010 mg/l		<0.010 mg/l		1	
indeno(1,2,3-cd)pyrene 193-39-5	<0.010 mg/l		<0.010 mg/l		1	
isophorone 78-59-1	<0.010 mg/l		<0.010 mg/l		1	
N-nitrosodi-n-propylamine 621-64-7	<0.010 mg/l		<0.010 mg/l		1	
N-nitrosodimethylamine 62-75-9	<0.010 mg/l		<0.010 mg/l		1	
N-nitrosodiphenylamine 86-30-6	<0.010 mg/l		<0.010 mg/l		1	
naphthalene 91-20-3	<0.010 mg/l		<0.010 mg/l		1	
nitrobenzene 98-95-3	<0.010 mg/l		<0.010 mg/l		1	
phenanthrene 85-01-8	<0.010 mg/l		<0.010 mg/l		1	
pyrene 129-00-0	<0.010 mg/l		<0.010 mg/l		1	
2,4,6-trichlorophenol 88-06-2	<0.030 mg/l		<0.030 mg/l		1	
2,4-dichlorophenol 120-83-2	<0.030 mg/l		<0.030 mg/l		1	
2,4-dimethylphenol 105-67-9	<0.030 mg/l		<0.030 mg/l		1	
2,4-dinitrophenol 51-28-5	<0.030 mg/l		<0.030 mg/l		1	

Outfall S19

Parts B and C Continued

Pollutant and CAS Number (if available)	Maximum Values (include units)		Average Values (include units)		Number of Storm Events Sampled	Sources of Pollutants
	Grab Sample Taken During First 30 Minutes	Flow-weighted Composite	Grab Sample Taken During First 30 Minutes	Flow-weighted Composite		
2-methyl-4,6-dinitrophenol 534-52-1	<0.030 mg/l		<0.030 mg/l		1	
2-nitrophenol 88-75-5	<0.030 mg/l		<0.030 mg/l		1	
4-chloro-3-methyl phenol 59-50-7	<0.030 mg/l		<0.030 mg/l		1	
4-nitrophenol 100-02-7	<0.030 mg/l		<0.030 mg/l		1	
pentachlorophenol 87-86-5	<0.030 mg/l		<0.030 mg/l		1	
phenol 108-95-2	<0.030 mg/l		<0.030 mg/l		1	
4,4'--DDD 72-54-8	<0.000004 mg/l		<0.000004 mg/l		1	
4,4'--DDE 72-55-9	<0.000004 mg/l		<0.000004 mg/l		1	
4,4'-DDT 50-29-3	<0.000004 mg/l		<0.000004 mg/l		1	
aldrin 309-00-2	<0.000004 mg/l		<0.000004 mg/l		1	
chlordane 57-74-9	<0.00002 mg/l		<0.00002 mg/l		1	
dieldrin 60-57-1	<0.000004 mg/l		<0.000004 mg/l		1	
endosulfan I 959-98-8	<0.000004 mg/l		<0.000004 mg/l		1	
endosulfan II 33213-65-9	<0.000004 mg/l		<0.000004 mg/l		1	
endosulfan sulfate 1031-07-8	<0.000004 mg/l		<0.000004 mg/l		1	
endrin 72-20-8	<0.00005 mg/l		<0.00005 mg/l		1	
endrin aldehyde 7421-93-4	<0.000004 mg/l		<0.000004 mg/l		1	
heptachlor 76-44-8	<0.000004 mg/l		<0.000004 mg/l		1	
heptachlor epoxide 1024-57-3	<0.000004 mg/l		<0.000004 mg/l		1	
toxaphene 8001-35-2	<0.0002 mg/l		<0.0002 mg/l		1	
alpha-BHC 319-84-6	<0.000004 mg/l		<0.000004 mg/l		1	
beta-BHC 319-85-7	<0.000004 mg/l		<0.000004 mg/l		1	
delta-BHC 319-86-8	<0.000004 mg/l		<0.000004 mg/l		1	
gamma-BHC 58-89-8	<0.000004 mg/l		<0.000004 mg/l		1	
2-chlorophenol 95-57-8	<0.030 mg/l		<0.030 mg/l		1	
Aroclor-1242 53469-21-9	<0.0005 mg/l		<0.0005 mg/l		1	
Aroclor-1254 11097-69-1	<0.0005 mg/l		<0.0005 mg/l		1	
Aroclor-1221 11104-28-2	<0.0005 mg/l		<0.0005 mg/l		1	
Aroclor-1232 11141-16-5	<0.0005 mg/l		<0.0005 mg/l		1	
Aroclor-1248 12672-29-6	<0.0005 mg/l		<0.0005 mg/l		1	
Aroclor-1260 11096-82-5	<0.0005 mg/l		<0.0005 mg/l		1	
Aroclor-1016 12674-11-2	<0.0005 mg/l		<0.0005 mg/l		1	
Cresols	<0.030 mg/l		<0.030 mg/l		1	
Acrolein	<0.010 mg/l		<0.010 mg/l		1	
Acrylonitrile	<0.010 mg/l		<0.010 mg/l		1	
1,2-diphenylhydrazine (azobenzene)	Results pending		Results pending		1	

EPA ID Number (copy from Item 1 of Form1)

Outfall S20

Form Approved OMB No. 2040-0086
Approval expires 5-31-92

VII. Discharge Information (continued from page 3 of Form 2F)

Part A - You must provide the results of at least one analysis for every pollutant in this table. Complete one table for each outfall. See instructions for additional details.

Pollutant and CAS Number (if availible)	Maximum Values (include units)		Average Values (include units)		Number of Storm Events Sampled	Sources of Pollutants
	Grab Sample Taken During First 30 Minutes	Flow-weighted Composite	Grab Sample Taken During First 30 Minutes	Flow-weighted Composite		
Oil and Grease	<2 mg/l		<2 mg/l		1	
Biological Oxygen Demand (BOD5)	<5 mg/l	<5 mg/l	<5 mg/l	<5 mg/l	1	
Chemical Oxygen Demand (COD)	26 mg/l	37 mg/l	26 mg/l	37 mg/l	1	
Total Suspended Solids (TSS)	<5 mg/l	20 mg/l	<5 mg/l	20 mg/l	1	
Total Kjeldahl Nitrogen	1 mg/l	0.62 mg/l	1 mg/l	0.62 mg/l	1	
Nitrate plus Nitrite Nitrogen	1.3 mg/l	4.6 mg/l	1.3 mg/l	4.6 mg/l	1	
Total Phosphorus	<0.1 mg/l	0.2 mg/l	<0.1 mg/l	0.2 mg/l	1	
pH	Minimum 8.0	Maximum 8.0	Minimum 8.0	Maximum 8.0		

Part B - List each pollutant that is limited in an effluent guideline which the facility is subject to or any pollutant listed in the facility's NPDES permit for its process wastewater (if the facility is operating under an existing NPDES permit). Complete one table for each outfall. See the instructions for additional details and requirements.

Pollutant and CAS Number (if availible)	Maximum Values (p12hude units)		Average Values (include units)		Number of Storm Events Sampled	Sources of Pollutants
	Grab Sample Taken During First 30 Minutes	Flow-weighted Composite	Grab Sample Taken During First 30 Minutes	Flow-weighted Composite		
Antimony 7440-36-0	<0.04 mg/l	<0.04 mg/l	<0.04 mg/l	<0.04 mg/l	1	
Cyanide	<0.002 mg/l		<0.002 mg/l		1	
Mercury 7439-97-6	0.0003 mg/l	0.0003 mg/l	0.0003 mg/l	0.0003 mg/l	1	
Phenols	0.010 mg/l		0.010 mg/l		1	
Selenium 7782-49-2	<0.002 mg/l	<0.002 mg/l	<0.002 mg/l	<0.002 mg/l	1	
Sulfate	12 mg/l	40 mg/l	12 mg/l	40 mg/l	1	
Surfactants	0.06 mg/l	<0.05 mg/l	0.06 mg/l	<0.05 mg/l	1	
Aluminum 7429-90-5	0.15 mg/l	1.54 mg/l	0.15 mg/l	1.54 mg/l	1	
Arsenic 7440-38-2	<0.04 mg/l	<0.04 mg/l	<0.04 mg/l	<0.04 mg/l	1	
Boron 7440-42-8	0.012 mg/l	0.014 mg/l	0.012 mg/l	0.014 mg/l	1	
Beryllium 7440-41-7	<0.0004 mg/l	<0.0004 mg/l	<0.0004 mg/l	<0.0004 mg/l	1	
Cadmium 7440-43-9	<0.004 mg/l	<0.004 mg/l	<0.004 mg/l	<0.004 mg/l	1	
Calcium 7440-70-2	7.1 mg/l	15.4 mg/l	7.1 mg/l	15.4 mg/l	1	
Chromium 7440-47-3	<0.006 mg/l	<0.006 mg/l	<0.006 mg/l	<0.006 mg/l	1	
Cobalt 7440-48-4	<0.002 mg/l	<0.002 mg/l	<0.002 mg/l	<0.002 mg/l	1	
Copper 7440-50-8	<0.006 mg/l	<0.006 mg/l	<0.006 mg/l	<0.006 mg/l	1	
Iron 7439-89-6	0.20 mg/l	1.84 mg/l	0.20 mg/l	1.84 mg/l	1	
Lead 7439-92-1	<0.02 mg/l	<0.02 mg/l	<0.02 mg/l	<0.02 mg/l	1	
Lithium 7439-93-2	<0.02 mg/l	<0.02 mg/l	<0.02 mg/l	<0.02 mg/l	1	
Magnesium 7439-95-4	1.55 mg/l	3.00 mg/l	1.55 mg/l	3.00 mg/l	1	
Manganese 7439-96-5	0.010 mg/l	0.052 mg/l	0.010 mg/l	0.052 mg/l	1	
Molybdenum 7439-98-7	<0.006 mg/l	<0.006 mg/l	<0.006 mg/l	<0.006 mg/l	1	
Nickel 7440-02-0	<0.008 mg/l	<0.008 mg/l	<0.008 mg/l	<0.008 mg/l	1	
Potassium 7440-09-7	1.1 mg/l	3.4 mg/l	1.1 mg/l	3.4 mg/l	1	
Silver 7440-22-4	<0.006 mg/l	<0.006 mg/l	<0.006 mg/l	<0.006 mg/l	1	
Sodium 7440-23-5	0.30 mg/l	0.64 mg/l	0.30 mg/l	0.64 mg/l	1	
Titanium 7440-32-6	<0.01 mg/l	0.02 mg/l	<0.01 mg/l	0.02 mg/l	1	
Zinc 7440-66-6	0.10 mg/l	0.08 mg/l	0.10 mg/l	0.08 mg/l	1	

Continue on Reverse

Continued from front.

Part C- List each pollutant shown in Tables 2F-2, 2F-3, and 2F4 that you know or have reason to believe is present. See the instructions for additional details and requirements. Co one table for each outfall.

Pollutant and CAS Number (if availible)	Maximum Values (include units)		Average Values (include units)		Number of Storm Events Sampled	Sources of Pollutants
	Grab Sample Taken During First 30 Minutes	Flow-weighted Composite	Grab Sample Taken During First 30 Minutes	Flow-weighted Composite		
1,1,1,-trichloroethane 71-55-6	<0.010 mg/l		<0.010 mg/l		1	
1,1,2,2-tetrachloroethane 79-34-5	<0.010 mg/l		<0.010 mg/l		1	
1,1,2- trichloroethane 79-00-5	<0.010 mg/l		<0.010 mg/l		1	
1,1-dichloroethane 75-34-3	<0.010 mg/l		<0.010 mg/l		1	
1,1-dichloroethylene 75-35-4	<0.010 mg/l		<0.010 mg/l		1	
1,2-dichloroethane 107-06-2	<0.010 mg/l		<0.010 mg/l		1	
1,2-dichloropropane 78-87-5	<0.010 mg/l		<0.010 mg/l		1	
2-chloroethylvinylether 110-75-8	<0.010 mg/l		<0.010 mg/l		1	
benzene 71-43-2	<0.010 mg/l		<0.010 mg/l		1	
bromodichloromethane 75-27-4	<0.010 mg/l		<0.010 mg/l		1	
bromoform 75-25-2	<0.010 mg/l		<0.010 mg/l		1	
bromomethane 74-83-9	<0.010 mg/l		<0.010 mg/l		1	
carbon tetrachloride 56-23-5	<0.010 mg/l		<0.010 mg/l		1	
chlorobenzene 108-90-7	<0.010 mg/l		<0.010 mg/l		1	
chloroethane 75-00-3	<0.010 mg/l		<0.010 mg/l		1	
chloroform 67-66-3	<0.010 mg/l		<0.010 mg/l		1	
chloromethane 74-87-3	<0.010 mg/l		<0.010 mg/l		1	
dibromochloromethane 124-48-1	<0.010 mg/l		<0.010 mg/l		1	
ethylbenzene 100-41-4	<0.010 mg/l		<0.010 mg/l		1	
toluene 108-88-3	<0.010 mg/l		<0.010 mg/l		1	
vinyl chloride 75-01-4	<0.010 mg/l		<0.010 mg/l		1	
1,3-dichloropropene 10061-01-5	<0.010 mg/l		<0.010 mg/l		1	
trans-1,2-dichloroethene 156-60-5	<0.010 mg/l		<0.010 mg/l		1	
alpha activity 12587-46-1	0.46 pci/l	3.1 pci/l	0.46 pci/l	3.1 pci/l	1	
beta activity 12587-46-1	4.6 pci/l	8.5 pci/l	4.6 pci/l	8.5 pci/l	1	
fecal coliform	30,000 co/.1L	68,000 co/.1L	30,000 co/.1L	68,000 co/.1L	1	
Thallium 7440-28-0	<0.001 mg/l	<0.001 mg/l	<0.001 mg/l	<0.001 mg/l	1	
Uranium 7440-61-1	<0.001 mg/l	0.001 mg/l	<0.001 mg/l	0.001 mg/l	1	
Gamma activity	38 pci/l	6.8 pci/l	38 pci/l	6.8 pci/l	1	

Part D- Provide data for the sorm event(s) which resulted in the maximum values for the flow weighted composite sample.

1. Date of Storm Event	2. Duration of Storm (in minutes)	3. Total rainfall during storm event (in inches)	4. Number of hours between beginning of storm measured and end of previous measurable rain event	5. Maximum flow rate during rain event (gallons/min or specify units)	6. Total flow from rain event (gallons or specify units)	7. Season sample was taken	8. Form of Precipitation (rainfall, snowmelt)
9/24/91	365	1.6	133.5	69.6	14,000	Fall	Rainfall

9. Provide a description of the method of flow measurement or estimate.

An ISCO 3230 Flow meter was used to obtain water level readings. This instrument was calibrated with the normal dry weather flow, if present, as lev zero. The flow meter was programmed with the characteristics of the conveyance so that flow rates and total flows could be calculated by the meter.

Outfall S20

Parts B and C Continued

Pollutant and CAS Number (if available)	Maximum Values (include units)		Average Values (include units)		Number of Storm Events Sampled	Sources of Pollutants
	Grab Sample Taken During First 30 Minutes	Flow-weighted Composite	Grab Sample Taken During First 30 Minutes	Flow-weighted Composite		
Barium 7440-39-3	0.0054 mg/l	0.0237 mg/l	0.0054 mg/l	0.0237 mg/l	1	
methylene chloride 75-09-2	<0.010 mg/l		<0.010 mg/l		1	
tetrachloroethene 127-18-4	<0.010 mg/l		<0.010 mg/l		1	
trichloroethene 79-01-6	<0.010 mg/l		<0.010 mg/l		1	
Xylenes	<0.010 mg/l		<0.010 mg/l		1	
1,2,4-trichlorobenzene 120-82-1	<0.010 mg/l	<0.010 mg/l	<0.010 mg/l	<0.010 mg/l	1	
1,2-dichlorobenzene 95-50-1	<0.010 mg/l	<0.010 mg/l	<0.010 mg/l	<0.010 mg/l	1	
1,3-dichlorobenzene 541-73-1	<0.010 mg/l	<0.010 mg/l	<0.010 mg/l	<0.010 mg/l	1	
1,4-dichlorobenzene 106-46-7	<0.010 mg/l	<0.010 mg/l	<0.010 mg/l	<0.010 mg/l	1	
2,4-dinitrotoluene 121-14-2	<0.010 mg/l	<0.010 mg/l	<0.010 mg/l	<0.010 mg/l	1	
2,6-dinitrotoluene 606-20-2	<0.010 mg/l	<0.010 mg/l	<0.010 mg/l	<0.010 mg/l	1	
2-chloronaphthalene 91-58-7	<0.010 mg/l	<0.010 mg/l	<0.010 mg/l	<0.010 mg/l	1	
3,3'-dichlorobenzidine 91-94-1	<0.010 mg/l	<0.010 mg/l	<0.010 mg/l	<0.010 mg/l	1	
4-bromophenylphenyl ether 101-55-3	<0.010 mg/l	<0.010 mg/l	<0.010 mg/l	<0.010 mg/l	1	
4-chlorophenylphenyl ether 7005-72-3	<0.010 mg/l	<0.010 mg/l	<0.010 mg/l	<0.010 mg/l	1	
acenaphthene 83-32-9	<0.010 mg/l	<0.010 mg/l	<0.010 mg/l	<0.010 mg/l	1	
acenaphthylene 208-96-8	<0.010 mg/l	<0.010 mg/l	<0.010 mg/l	<0.010 mg/l	1	
anthracene 120-12-7	<0.010 mg/l	<0.010 mg/l	<0.010 mg/l	<0.010 mg/l	1	
benzidine 92-87-5	<0.030 mg/l	<0.030 mg/l	<0.030 mg/l	<0.030 mg/l	1	
benzo(a)anthracene 56-55-3	<0.010 mg/l	<0.010 mg/l	<0.010 mg/l	<0.010 mg/l	1	
benzo(a)pyrene 50-32-8	<0.010 mg/l	<0.010 mg/l	<0.010 mg/l	<0.010 mg/l	1	
benzo(b)fluoranthene 205-99-2	<0.010 mg/l	<0.010 mg/l	<0.010 mg/l	<0.010 mg/l	1	
benzo(ghi)perylene 191-24-2	<0.010 mg/l	<0.010 mg/l	<0.010 mg/l	<0.010 mg/l	1	
benzo(k)fluoranthene 207-08-9	<0.010 mg/l	<0.010 mg/l	<0.010 mg/l	<0.010 mg/l	1	
benzyl butyl phthalate 85-68-7	<0.010 mg/l	<0.010 mg/l	<0.010 mg/l	<0.010 mg/l	1	
bis(2-chloroethoxy)methane 111-91-1	<0.010 mg/l	<0.010 mg/l	<0.010 mg/l	<0.010 mg/l	1	
bis(2-chloroethyl)ether 111-44-4	<0.010 mg/l	<0.010 mg/l	<0.010 mg/l	<0.010 mg/l	1	
bis(2-chloroisopropyl) ether 108-60-1	<0.010 mg/l	<0.010 mg/l	<0.010 mg/l	<0.010 mg/l	1	
bis(2-ethylhexyl)phthalate 117-81-7	<0.010 mg/l	<0.010 mg/l	<0.010 mg/l	<0.010 mg/l	1	
chrysene 218-01-9	<0.010 mg/l	<0.010 mg/l	<0.010 mg/l	<0.010 mg/l	1	
di-n-butyl phthalate 84-74-2	<0.010 mg/l	<0.010 mg/l	<0.010 mg/l	<0.010 mg/l	1	
di-n-octyl phthalate 117-84-0	<0.010 mg/l	<0.010 mg/l	<0.010 mg/l	<0.010 mg/l	1	
dibenzo(a,h)anthracene 53-70-3	<0.010 mg/l	<0.010 mg/l	<0.010 mg/l	<0.010 mg/l	1	
diethyl phthalate 84-66-2	<0.010 mg/l	<0.010 mg/l	<0.010 mg/l	<0.010 mg/l	1	
dimethyl phthalate 131-11-3	<0.010 mg/l	<0.010 mg/l	<0.010 mg/l	<0.010 mg/l	1	
fluoranthene 206-44-0	<0.010 mg/l	<0.010 mg/l	<0.010 mg/l	<0.010 mg/l	1	
fluorene 86-73-7	<0.010 mg/l	<0.010 mg/l	<0.010 mg/l	<0.010 mg/l	1	
hexachlorobenzene 118-74-1	<0.010 mg/l	<0.010 mg/l	<0.010 mg/l	<0.010 mg/l	1	
hexachlorobutadiene 87-68-3	<0.010 mg/l	<0.010 mg/l	<0.010 mg/l	<0.010 mg/l	1	
hexachlorocyclopentadiene 77-47-4	<0.010 mg/l	<0.010 mg/l	<0.010 mg/l	<0.010 mg/l	1	
hexachloroethane 67-72-1	<0.010 mg/l	<0.010 mg/l	<0.010 mg/l	<0.010 mg/l	1	
indeno(1,2,3-cd)pyrene 193-39-5	<0.010 mg/l	<0.010 mg/l	<0.010 mg/l	<0.010 mg/l	1	
isophorone 78-59-1	<0.010 mg/l	<0.010 mg/l	<0.010 mg/l	<0.010 mg/l	1	
N-nitrosodi-n-propylamine 621-64-7	<0.010 mg/l	<0.010 mg/l	<0.010 mg/l	<0.010 mg/l	1	
N-nitrosodimethylamine 62-75-9	<0.010 mg/l	<0.010 mg/l	<0.010 mg/l	<0.010 mg/l	1	
N-nitrosodiphenylamine 86-30-6	<0.010 mg/l	<0.010 mg/l	<0.010 mg/l	<0.010 mg/l	1	
naphthalene 91-20-3	<0.010 mg/l	<0.010 mg/l	<0.010 mg/l	<0.010 mg/l	1	
nitrobenzene 98-95-3	<0.010 mg/l	<0.010 mg/l	<0.010 mg/l	<0.010 mg/l	1	
phenanthrene 85-01-8	<0.010 mg/l	<0.010 mg/l	<0.010 mg/l	<0.010 mg/l	1	
pyrene 129-00-0	<0.010 mg/l	<0.010 mg/l	<0.010 mg/l	<0.010 mg/l	1	
2,4,6-trichlorophenol 88-06-2	<0.030 mg/l	<0.030 mg/l	<0.030 mg/l	<0.030 mg/l	1	
2,4-dichlorophenol 120-83-2	<0.030 mg/l	<0.030 mg/l	<0.030 mg/l	<0.030 mg/l	1	
2,4-dimethylphenol 105-67-9	<0.030 mg/l	<0.030 mg/l	<0.030 mg/l	<0.030 mg/l	1	
2,4-dinitrophenol 51-28-5	<0.030 mg/l	<0.030 mg/l	<0.030 mg/l	<0.030 mg/l	1	

Outfall S20

Parts B and C Continued

Pollutant and CAS Number (if availible)	Maximum Values (include units)		Average Values (include units)		Number of Storm Events Sampled	Sources of Pollutants
	Grab Sample Taken During First 30 Minutes	Flow-weighted Composite	Grab Sample Taken During First 30 Minutes	Flow-weighted Composite		
2-methyl-4,6-dinitrophenol 534-52-1	<0.030 mg/l	<0.030 mg/l	<0.030 mg/l	<0.030 mg/l	1	
2-nitrophenol 88-75-5	<0.030 mg/l	<0.030 mg/l	<0.030 mg/l	<0.030 mg/l	1	
4-chloro-3-methyl phenol 59-50-7	<0.030 mg/l	<0.030 mg/l	<0.030 mg/l	<0.030 mg/l	1	
4-nitrophenol 100-02-7	<0.030 mg/l	<0.030 mg/l	<0.030 mg/l	<0.030 mg/l	1	
pentachlorophenol 87-86-5	<0.030 mg/l	<0.030 mg/l	<0.030 mg/l	<0.030 mg/l	1	
phenol 108-95-2	<0.030 mg/l	<0.030 mg/l	<0.030 mg/l	<0.030 mg/l	1	
4,4'--DDD 72-54-8	<0.00001 mg/l	<0.00001mg/l	<0.00001 mg/l	<0.00001 mg/l	1	
4,4'--DDE 72-55-9	<0.00001 mg/l	<0.00001mg/l	<0.00001 mg/l	<0.00001 mg/l	1	
4,4'-DDT 50-29-3	<0.00001 mg/l	<0.00001mg/l	<0.00001 mg/l	<0.00001 mg/l	1	
aldrin 309-00-2	<0.00001 mg/l	<0.00001 mg/l	<0.00001 mg/l	<0.00001 mg/l	1	
chlordane 57-74-9	<0.00002 mg/l	<0.00002 mg/l	<0.00002 mg/l	<0.00002 mg/l	1	
dieldrin 60-57-1	<0.00001 mg/l	<0.00001mg/l	<0.00001 mg/l	<0.00001 mg/l	1	
endosulfan I 959-98-8	<0.00001 mg/l	<0.00001mg/l	<0.00001 mg/l	<0.00001 mg/l	1	
endosulfan II 33213-65-9	<0.00001 mg/l	<0.00001mg/l	<0.00001 mg/l	<0.00001 mg/l	1	
endosulfan sulfate 1031-07-8	<0.00001 mg/l	<0.00001mg/l	<0.00001 mg/l	<0.00001 mg/l	1	
endrin 72-20-8	<0.00005 mg/l	<0.00005 mg/l	<0.00005 mg/l	<0.00005 mg/l	1	
endrin aldehyde 7421-93-4	<0.00001 mg/l	<0.00001mg/l	<0.00001 mg/l	<0.00001 mg/l	1	
heptachlor 76-44-8	<0.00001 mg/l	<0.00001mg/l	<0.00001 mg/l	<0.00001 mg/l	1	
heptachlor epoxide 1024-57-3	<0.00001 mg/l	<0.00001mg/l	<0.00001 mg/l	<0.00001 mg/l	1	
toxaphene 8001-35-2	<0.0002 mg/l	<0.0002 mg/l	<0.0002 mg/l	<0.0002 mg/l	1	
alpha-BHC 319-84-6	<0.00001 mg/l	<0.00001mg/l	<0.00001 mg/l	<0.00001 mg/l	1	
beta-BHC 319-85-7	<0.00001 mg/l	<0.00001mg/l	<0.00001 mg/l	<0.00001 mg/l	1	
delta-BHC 319-86-8	<0.00001 mg/l	<0.00001mg/l	<0.00001 mg/l	<0.00001 mg/l	1	
gamma-BHC 58-89-8	<0.00001 mg/l	<0.00001 mg/l	<0.00001 mg/l	<0.00001 mg/l	1	
2-chlorophenol 95-57-8	<0.030 mg/l	<0.030 mg/l	<0.030 mg/l	<0.030 mg/l	1	
Aroclor-1242 53469-21-9	<0.0005 mg/l	<0.0005 mg/l	<0.0005 mg/l	<0.0005 mg/l	1	
Aroclor-1254 11097-69-1	<0.0005 mg/l	<0.0005 mg/l	<0.0005 mg/l	<0.0005 mg/l	1	
Aroclor-1221 11104-28-2	<0.0005 mg/l	<0.0005 mg/l	<0.0005 mg/l	<0.0005 mg/l	1	
Aroclor-1232 11141-16-5	<0.0125 mg/l	<0.0005 mg/l	<0.0005 mg/l	<0.0005 mg/l	1	
Aroclor-1248 12672-29-6	<0.0005 mg/l	<0.0005 mg/l	<0.0005 mg/l	<0.0005 mg/l	1	
Aroclor-1260 11096-82-5	<0.0005 mg/l	<0.0005 mg/l	<0.0005 mg/l	<0.0005 mg/l	1	
Aroclor-1016 12674-11-2	<0.0005 mg/l	<0.0005 mg/l	<0.0005 mg/l	<0.0005 mg/l	1	
Cresols	<0.030 mg/l	<0.030 mg/l	<0.030 mg/l	<0.030 mg/l	1	
Acrolein	<0.010 mg/l	<0.010 mg/l	<0.010 mg/l	<0.010 mg/l	1	
Acrylonitrile	<0.010 mg/l	<0.010 mg/l	<0.010 mg/l	<0.010 mg/l	1	
1,2-diphenylhydrazine (azobenzene)	Results pending	Results pending	Results pending	Results pending	1	

EPA ID Number (copy from Item 1 of Form1)

Outfall S21

Form Approved OMB No. 2040-0086
Approval expires 5-31-92

VII. Discharge Information (continued from page 3 of Form 2F)

Part A - You must provide the results of at least one analysis for every pollutant in this table. Complete one table for each outfall. See instructions for additional details.

Pollutant and CAS Number (if availible)	Maximum Values (include units)		Average Values (include units)		Number of Storm Events Sampled	Sources of Pollutants
	Grab Sample Taken During First 30 Minutes	Flow-weighted Composite	Grab Sample Taken During First 30 Minutes	Flow-weighted Composite		
Oil and Grease	<2 mg/l		<2 mg/l		1	
Biological Oxygen Demand (BOD5)	<5 mg/l		<5 mg/l		1	
Chemical Oxygen Demand (COD)	29 mg/l		29 mg/l		1	
Total Suspended Solids (TSS)	7 mg/l		7 mg/l		1	
Total Kjeldahl Nitrogen	0.70 mg/l		0.70 mg/l		1	
Nitrate plus Nitrite Nitrogen	1.0 mg/l		1.0 mg/l		1	
Total Phosphorus	<0.1 mg/l		<0.1 mg/l		1	
pH	Minimum 8.0	Maximum 8.0	Minimum 8.0	Maximum 8.0		

Part B - List each pollutant that is limited in an effluent guideline which the facility is subject to or any pollutant listed in the facility's NPDES permit for its process wastewater (if the facility is operating under an existing NPDES permit). Complete one table for each outfall. See the instructions for additional details and requirements.

Pollutant and CAS Number (if availible)	Maximum Values (include units)		Average Values (include units)		Number of Storm Events Sampled	Sources of Pollutants
	Grab Sample Taken During First 30 Minutes	Flow-weighted Composite	Grab Sample Taken During First 30 Minutes	Flow-weighted Composite		
Antimony 7440-36-0	<0.04 mg/l		<0.04 mg/l		1	
Cyanide	<0.002 mg/l		<0.002 mg/l		1	
Mercury 7439-97-6	<0.0002 mg/l		<0.0002 mg/l		1	
Phenols	0.003 mg/l		0.003 mg/l		1	
Selenium 7782-49-2	<0.002 mg/l		<0.002 mg/l		1	
Sulfate	56 mg/l		56 mg/l		1	
Surfactants	<0.05 mg/l		<0.05 mg/l		1	
Aluminum 7429-90-5	0.29 mg/l		0.29 mg/l		1	
Arsenic 7440-38-2	<0.04 mg/l		<0.04 mg/l		1	
Boron 7440-42-8	0.608 mg/l		0.608 mg/l		1	
Beryllium 7440-41-7	<0.0004mg/l		<0.0004mg/l		1	
Cadmium 7440-43-9	<0.004 mg/l		<0.004 mg/l		1	
Calcium 7440-70-2	32.0 mg/l		32.0 mg/l		1	
Chromium 7440-47-3	<0.006 mg/l		<0.006 mg/l		1	
Cobalt 7440-48-4	<0.002 mg/l		<0.002 mg/l		1	
Copper 7440-50-8	<0.006 mg/l		<0.006 mg/l		1	
Iron 7439-89-6	0.38 mg/l		0.38 mg/l		1	
Lead 7439-92-1	<0.02 mg/l		<0.02 mg/l		1	
Lithium 7439-93-2	0.02 mg/l		0.02 mg/l		1	
Magnesium 7439-95-4	8.54 mg/l		8.54 mg/l		1	
Manganese 7439-96-5	0.040 mg/l		0.040 mg/l		1	
Molybdenum 7439-98-7	<0.006 mg/l		<0.006 mg/l		1	
Nickel 7440-02-0	<0.008 mg/l		<0.008 mg/l		1	
Potassium 7440-09-7	5.5 mg/l		5.5 mg/l		1	
Silver 7440-22-4	<0.006 mg/l		<0.006 mg/l		1	
Sodium 7440-23-5	20.1 mg/l		20.1 mg/l		1	
Titanium 7440-32-6	<0.01 mg/l		<0.01 mg/l		1	
Zinc 7440-66-6	0.05 mg/l		0.05 mg/l		1	

Continue on Reverse

Continued from front.

Part C- List each pollutant shown in Tables 2F-2, 2F-3, and 2F4 that you know or have reason to believe is present. See the instructions for additional details and requirements. Compl one table for each outfall.

Pollutant and CAS Number (if availible)	Maximum Values (include units)		Average Values (include units)		Number of Storm Events Sampled	Sources of Pollutants
	Grab Sample Taken During First 30 Minutes	Flow-weighted Composite	Grab Sample Taken During First 30 Minutes	Flow-weighted Composite		
1,1,1,-trichloroethane 71-55-6	<0.010 mg/l		<0.010 mg/l		1	
1,1,2,2-tetrachloroethane 79-34-5	<0.010 mg/l		<0.010 mg/l		1	
1,1,2- trichloroethane 79-00-5	<0.010 mg/l		<0.010 mg/l		1	
1,1-dichloroethane 75-34-3	<0.010 mg/l		<0.010 mg/l		1	
1,1-dichloroethylene 75-35-4	<0.010 mg/l		<0.010 mg/l		1	
1,2-dichloroethane 107-06-2	<0.010 mg/l		<0.010 mg/l		1	
1,2-dichloropropane 78-87-5	<0.010 mg/l		<0.010 mg/l		1	
2-chloroethylvinylether 110-75-8	<0.010 mg/l		<0.010 mg/l		1	
benzene 71-43-2	<0.010 mg/l		<0.010 mg/l		1	
bromodichloromethane 75-27-4	<0.010 mg/l		<0.010 mg/l		1	
bromoform 75-25-2	<0.010 mg/l		<0.010 mg/l		1	
bromomethane 74-83-9	<0.010 mg/l		<0.010 mg/l		1	
carbon tetrachloride 56-23-5	<0.010 mg/l		<0.010 mg/l		1	
chlorobenzene 108-90-7	<0.010 mg/l		<0.010 mg/l		1	
chloroethane 75-00-3	<0.010 mg/l		<0.010 mg/l		1	
chloroform 67-66-3	<0.010 mg/l		<0.010 mg/l		1	
chloromethane 74-87-3	<0.010 mg/l		<0.010 mg/l		1	
dibromochloromethane 124-48-1	<0.010 mg/l		<0.010 mg/l		1	
ethylbenzene 100-41-4	<0.010 mg/l		<0.010 mg/l		1	
toluene 108-88-3	<0.010 mg/l		<0.010 mg/l		1	
vinyl chloride 75-01-4	<0.010 mg/l		<0.010 mg/l		1	
1,3-dichloropropene 10061-01-5	<0.010 mg/l		<0.010 mg/l		1	
trans-1,2-dichloroethene 156-60-5	<0.010 mg/l		<0.010 mg/l		1	
alpha activity 12587-46-1	-0.89 pci/l		-0.89 pci/l		1	
beta activity 12587-46-1	8.4 pci/l		8.4 pci/l		1	
fecal coliform	260 co/.1L		260 co/.1L		1	
Thallium 7440-28-0	<0.001 mg/l		<0.001 mg/l		1	
Uranium 7440-61-1	<0.001 mg/l		<0.001 mg/l		1	
Gamma activity	1.4 pci/l		1.4 pci/l		1	

Part D- Provide data for the sorm event(s) which resulted in the maximum values for the flow weighted composite sample.

1. Date of Storm Event	2. Duration of Storm (in minutes)	3. Total rainfall during storm event (in inches)	4. Number of hours between beginning of storm measured and end of previous measurable rain event	5. Maximum flow rate during rain event (gallons/min or specify units)	6. Total flow from rain event (gallons or specify units)	7. Season sample was taken	8. Form of Precipitation (rainfall, snowmelt)
9/24/91	365	1.6	133.5			Fall	Rainfall

9. Provide a description of the method of flow measurement or estimate.

An ISCO 3230 Flow meter was used to obtain water level readings. This instrument was calibrated with the normal dry weather flow, if present, as level zero. The flow meter was programmed with the characteristics of the conveyance so that flow rates and total flows could be calculated by the meter.

Outfall S21

Parts B and C Continued

Pollutant and CAS Number (if availible)	Maximum Values (include units)		Average Values (include units)		Number of Storm Events Sampled	Sources of Pollutants
	Grab Sample Taken During First 30 Minutes	Flow-weighted Composite	Grab Sample Taken During First 30 Minutes	Flow-weighted Composite		
Barium 7440-39-3	0.0069 mg/l		0.0069 mg/l		1	
methylene chloride 75-09-2	<0.010 mg/l		<0.010 mg/l		1	
tetrachloroethene 127-18-4	<0.010 mg/l		<0.010 mg/l		1	
trichloroethene 79-01-6	<0.010 mg/l		<0.010 mg/l		1	
Xylenes	<0.010 mg/l		<0.010 mg/l		1	
1,2,4-trichlorobenzene 120-82-1	<0.010 mg/l		<0.010 mg/l		1	
1,2-dichlorobenzene 95-50-1	<0.010 mg/l		<0.010 mg/l		1	
1,3-dichlorobenzene 541-73-1	<0.010 mg/l		<0.010 mg/l		1	
1,4-dichlorobenzene 106-46-7	<0.010 mg/l		<0.010 mg/l		1	
2,4-dinitrotoluene 121-14-2	<0.010 mg/l		<0.010 mg/l		1	
2,6-dinitrotoluene 606-20-2	<0.010 mg/l		<0.010 mg/l		1	
2-chloronaphthalene 91-58-7	<0.010 mg/l		<0.010 mg/l		1	
3,3'-dichlorobenzidine 91-94-1	<0.010 mg/l		<0.010 mg/l		1	
4-bromophenylphenyl ether 101-55-3	<0.010 mg/l		<0.010 mg/l		1	
4-chlorophenylphenyl ether 7005-72-3	<0.010 mg/l		<0.010 mg/l		1	
acenaphthene 83-32-9	<0.010 mg/l		<0.010 mg/l		1	
acenaphthylene 208-96-8	<0.010 mg/l		<0.010 mg/l		1	
anthracene 120-12-7	<0.010 mg/l		<0.010 mg/l		1	
benzidine 92-87-5	<0.030 mg/l		<0.030 mg/l		1	
benzo(a)anthracene 56-55-3	<0.010 mg/l		<0.010 mg/l		1	
benzo(a)pyrene 50-32-8	<0.010 mg/l		<0.010 mg/l		1	
benzo(b)fluoranthene 205-99-2	<0.010 mg/l		<0.010 mg/l		1	
benzo(ghi)perylene 191-24-2	<0.010 mg/l		<0.010 mg/l		1	
benzo(k)fluoranthene 207-08-9	<0.010 mg/l		<0.010 mg/l		1	
benzyl butyl phthalate 85-68-7	<0.010 mg/l		<0.010 mg/l		1	
bis(2-chloroethoxy)methane 111-91-1	<0.010 mg/l		<0.010 mg/l		1	
bis(2-chloroethyl)ether 111-44-4	<0.010 mg/l		<0.010 mg/l		1	
bis(2-chloroisopropyl) ether 108-60-1	<0.010 mg/l		<0.010 mg/l		1	
bis(2-ethylhexyl)phthalate 117-81-7	<0.010 mg/l		<0.010 mg/l		1	
chrysene 218-01-9	<0.010 mg/l		<0.010 mg/l		1	
di-n-butyl phthalate 84-74-2	<0.010 mg/l		<0.010 mg/l		1	
di-n-octyl phthalate 117-84-0	<0.010 mg/l		<0.010 mg/l		1	
dibenzo(a,h)anthracene 53-70-3	<0.010 mg/l		<0.010 mg/l		1	
diethyl phthalate 84-66-2	<0.010 mg/l		<0.010 mg/l		1	
dimethyl phthalate 131-11-3	<0.010 mg/l		<0.010 mg/l		1	
fluoranthene 206-44-0	<0.010 mg/l		<0.010 mg/l		1	
fluorene 86-73-7	<0.010 mg/l		<0.010 mg/l		1	
hexachlorobenzene 118-74-1	<0.010 mg/l		<0.010 mg/l		1	
hexachlorobutadiene 87-68-3	<0.010 mg/l		<0.010 mg/l		1	
hexachlorocyclopentadiene 77-47-4	<0.010 mg/l		<0.010 mg/l		1	
hexachloroethane 67-72-1	<0.010 mg/l		<0.010 mg/l		1	
indeno(1,2,3-cd)pyrene 193-39-5	<0.010 mg/l		<0.010 mg/l		1	
isophorone 78-59-1	<0.010 mg/l		<0.010 mg/l		1	
N-nitrosodi-n-propylamine 621-64-7	<0.010 mg/l		<0.010 mg/l		1	
N-nitrosodimethylamine 62-75-9	<0.010 mg/l		<0.010 mg/l		1	
N-nitrosodiphenylamine 86-30-6	<0.010 mg/l		<0.010 mg/l		1	
naphthalene 91-20-3	<0.010 mg/l		<0.010 mg/l		1	
nitrobenzene 98-95-3	<0.010 mg/l		<0.010 mg/l		1	
phenanthrene 85-01-8	<0.010 mg/l		<0.010 mg/l		1	
pyrene 129-00-0	<0.010 mg/l		<0.010 mg/l		1	
2,4,6-trichlorophenol 88-06-2	<0.030 mg/l		<0.030 mg/l		1	
2,4-dichlorophenol 120-83-2	<0.030 mg/l		<0.030 mg/l		1	
2,4-dimethylphenol 105-67-9	<0.030 mg/l		<0.030 mg/l		1	
2,4-dinitrophenol 51-28-5	<0.030 mg/l		<0.030 mg/l		1	

Outfall S21

Parts B and C Continued

Pollutant and CAS Number (if availible)	Maximum Values (include units)		Average Values (include units)		Number of Storm Events Sampled	Sources of Pollutants
	Grab Sample Taken During First 30 Minutes	Flow-weighted Composite	Grab Sample Taken During First 30 Minutes	Flow-weighted Composite		
2-methyl-4,6-dinitrophenol 534-52-1	<0.030 mg/l		<0.030 mg/l		1	
2-nitrophenol 88-75-5	<0.030 mg/l		<0.030 mg/l		1	
4-chloro-3-methyl phenol 59-50-7	<0.030 mg/l		<0.030 mg/l		1	
4-nitrophenol 100-02-7	<0.030 mg/l		<0.030 mg/l		1	
pentachlorophenol 87-86-5	<0.030 mg/l		<0.030 mg/l		1	
phenol 108-95-2	<0.030 mg/l		<0.030 mg/l		1	
4,4'--DDD 72-54-8	<0.00001 mg/l		<0.00001 mg/l		1	
4,4'--DDE 72-55-9	<0.00001 mg/l		<0.00001 mg/l		1	
4,4'-DDT 50-29-3	<0.00001 mg/l		<0.00001 mg/l		1	
aldrin 309-00-2	<0.00001 mg/l		<0.00001 mg/l		1	
chlordane 57-74-9	<0.00002 mg/l		<0.00002 mg/l		1	
dieldrin 60-57-1	<0.00001 mg/l		<0.00001 mg/l		1	
endosulfan I 959-98-8	<0.00001 mg/l		<0.00001 mg/l		1	
endosulfan II 33213-65-9	<0.00001 mg/l		<0.00001 mg/l		1	
endosulfan sulfate 1031-07-8	<0.00001 mg/l		<0.00001 mg/l		1	
endrin 72-20-8	<0.00005 mg/l		<0.00005 mg/l		1	
endrin aldehyde 7421-93-4	<0.00001 mg/l		<0.00001 mg/l		1	
heptachlor 76-44-8	<0.00001 mg/l		<0.00001 mg/l		1	
heptachlor epoxide 1024-57-3	<0.00001 mg/l		<0.00001 mg/l		1	
toxaphene 8001-35-2	<0.0002 mg/l		<0.0002 mg/l		1	
alpha-BHC 319-84-6	<0.00001 mg/l		<0.00001 mg/l		1	
beta-BHC 319-85-7	<0.00001 mg/l		<0.00001 mg/l		1	
delta-BHC 319-86-8	<0.00001 mg/l		<0.00001 mg/l		1	
gamma-BHC 58-89-8	<0.00001 mg/l		<0.00001 mg/l		1	
2-chlorophenol 95-57-8	<0.030 mg/l		<0.030 mg/l		1	
Aroclor-1242 53469-21-9	<0.0005 mg/l		<0.0005 mg/l		1	
Aroclor-1254 11097-69-1	<0.0005 mg/l		<0.0005 mg/l		1	
Aroclor-1221 11104-28-2	<0.0005 mg/l		<0.0005 mg/l		1	
Aroclor-1232 11141-16-5	<0.0005 mg/l		<0.0005 mg/l		1	
Aroclor-1248 12672-29-6	<0.0005 mg/l		<0.0005 mg/l		1	
Aroclor-1260 11096-82-5	<0.0005 mg/l		<0.0005 mg/l		1	
Aroclor-1016 12674-11-2	<0.0005 mg/l		<0.0005 mg/l		1	
Cresols	<0.030 mg/l		<0.030 mg/l		1	
Acrolein	<0.010 mg/l		<0.010 mg/l		1	
Acrylonitrile	<0.010 mg/l		<0.010 mg/l		1	
1,2-diphenylhydrazine (azobenzene)	Results pending		Results pending		1	

EPA ID Number (copy from Item 1 of Form1)

Form Approved OMB No. 2040-0086
Approval expires 5-31-92

Outfall S22

VII. Discharge Information (continued from page 3 of Form 2F)

Part A - You must provide the results of at least one analysis for every pollutant in this table. Complete one table for each outfall. See instructions for additional details.

Pollutant and CAS Number (if available)	Maximum Values (include units)		Average Values (include units)		Number of Storm Events Sampled	Sources of Pollutants
	Grab Sample Taken During First 30 Minutes	Flow-weighted Composite	Grab Sample Taken During First 30 Minutes	Flow-weighted Composite		
Oil and Grease	<2 mg/l		<2 mg/l		1	
Biological Oxygen Demand (BOD5)	<5 mg/l		<5 mg/l		1	
Chemical Oxygen Demand (COD)	<5 mg/l		<5 mg/l		1	
Total Suspended Solids (TSS)	10 mg/l		10 mg/l		1	
Total Kjeldahl Nitrogen	0.3 mg/l		0.3 mg/l		1	
Nitrate plus Nitrite Nitrogen	0.47 mg/l		0.47 mg/l		1	
Total Phosphorus	<0.1 mg/l		<0.1 mg/l		1	
pH	Minimum 7.9	Maximum 7.9	Minimum 7.9	Maximum 7.9		

Part B - List each pollutant that is limited in an effluent guideline which the facility is subject to or any pollutant listed in the facility's NPDES permit for its process wastewater (if the facility is operating under an existing NPDES permit). Complete one table for each outfall. See the instructions for additional details and requirements.

Pollutant and CAS Number (if available)	Maximum Values (include units)		Average Values (include units)		Number of Storm Events Sampled	Sources of Pollutants
	Grab Sample Taken During First 30 Minutes	Flow-weighted Composite	Grab Sample Taken During First 30 Minutes	Flow-weighted Composite		
Antimony 7440-36-0	<0.04 mg/l		<0.04 mg/l		1	
Cyanide	<0.002 mg/l		<0.002 mg/l		1	
Mercury 7439-97-6	<0.0002 mg/l		<0.0002 mg/l		1	
Phenols	0.001 mg/l		0.001 mg/l		1	
Selenium 7782-49-2	<0.002 mg/l		<0.002 mg/l		1	
Sulfate	21 mg/l		21 mg/l		1	
Surfactants	0.14 mg/l		0.14 mg/l		1	
Aluminum 7429-90-5	1.06 mg/l		1.06 mg/l		1	
Arsenic 7440-38-2	<0.04 mg/l		<0.04 mg/l		1	
Boron 7440-42-8	0.652 mg/l		0.652 mg/l		1	
Beryllium 7440-41-7	<0.0004 mg/l		<0.0004 mg/l		1	
Cadmium 7440-43-9	<0.004 mg/l		<0.004 mg/l		1	
Calcium 7440-70-2	21.2 mg/l		21.2 mg/l		1	
Chromium 7440-47-3	<0.006 mg/l		<0.006 mg/l		1	
Cobalt 7440-48-4	<0.002 mg/l		<0.002 mg/l		1	
Copper 7440-50-8	<0.006 mg/l		<0.006 mg/l		1	
Iron 7439-89-6	1.57 mg/l		1.57 mg/l		1	
Lead 7439-92-1	<0.02 mg/l		<0.02 mg/l		1	
Lithium 7439-93-2	0.10 mg/l		0.10 mg/l		1	
Magnesium 7439-95-4	2.51 mg/l		2.51 mg/l		1	
Manganese 7439-96-5	0.089 mg/l		0.089 mg/l		1	
Molybdenum 7439-98-7	<0.006 mg/l		<0.006 mg/l		1	
Nickel 7440-02-0	<0.008 mg/l		<0.008 mg/l		1	
Potassium 7440-09-7	1.3 mg/l		1.3 mg/l		1	
Silver 7440-22-4	<0.006 mg/l		<0.006 mg/l		1	
Sodium 7440-23-5	0.37 mg/l		0.37 mg/l		1	
Titanium 7440-32-6	0.02 mg/l		0.02 mg/l		1	
Zinc 7440-66-6	0.02 mg/l		0.02 mg/l		1	

Continued from front.

Part C- List each pollutant shown in Tables 2F-2, 2F-3, and 2F4 that you know or have reason to believe is present. See the instructions for additional details and requirements. Com one table for each outfall.

Pollutant and CAS Number (if availible)	Maximum Values (include units)		Average Values (include units)		Number of Storm Events Sampled	Sources of Pollutants
	Grab Sample Taken During First 30 Minutes	Flow-weighted Composite	Grab Sample Taken During First 30 Minutes	Flow-weighted Composite		
1,1,1,-trichloroethane 71-55-6	<0.010 mg/l		<0.010 mg/l		1	
1,1,2,2-tetrachloroethane 79-34-5	<0.010 mg/l		<0.010 mg/l		1	
1,1,2- trichloroethane 79-00-5	<0.010 mg/l		<0.010 mg/l		1	
1,1-dichloroethane 75-34-3	<0.010 mg/l		<0.010 mg/l		1	
1,1-dichloroethylene 75-35-4	<0.010 mg/l		<0.010 mg/l		1	
1,2-dichloroethane 107-06-2	<0.010 mg/l		<0.010 mg/l		1	
1,2-dichloropropane 78-87-5	<0.010 mg/l		<0.010 mg/l		1	
2-chloroethylvinylether 110-75-8	<0.010 mg/l		<0.010 mg/l		1	
benzene 71-43-2	<0.010 mg/l		<0.010 mg/l		1	
bromodichloromethane 75-27-4	<0.010 mg/l		<0.010 mg/l		1	
bromoform 75-25-2	<0.010 mg/l		<0.010 mg/l		1	
bromomethane 74-83-9	<0.010 mg/l		<0.010 mg/l		1	
carbon tetrachloride 56-23-5	<0.010 mg/l		<0.010 mg/l		1	
chlorobenzene 108-90-7	<0.010 mg/l		<0.010 mg/l		1	
chloroethane 75-00-3	<0.010 mg/l		<0.010 mg/l		1	
chloroform 67-66-3	<0.010 mg/l		<0.010 mg/l		1	
chloromethane 74-87-3	<0.010 mg/l		<0.010 mg/l		1	
dibromochloromethane 124-48-1	<0.010 mg/l		<0.010 mg/l		1	
ethylbenzene 100-41-4	<0.010 mg/l		<0.010 mg/l		1	
toluene 108-88-3	<0.010 mg/l		<0.010 mg/l		1	
vinyl chloride 75-01-4	<0.010 mg/l		<0.010 mg/l		1	
1,3-dichloropropene 10061-01-5	<0.010 mg/l		<0.010 mg/l		1	
trans-1,2-dichloroethene 156-60-5	<0.010 mg/l		<0.010 mg/l		1	
alpha activity 12587-46-1	0.94 pci/l		0.94 pci/l		1	
beta activity 12587-46-1	2.4 pci/l		2.4 pci/l		1	
fecal coliform	57 co/.1L		57 co/.1L		1	
Thallium 7440-28-0	<0.03 mg/l		<0.03 mg/l		1	
Uranium 7440-61-1	< 0.001 mg/l		<0.001 mg/l		1	
Gamma activity	13 pci/l		13 pci/l		1	

Part D- Provide data for the sorm event(s) which resulted in the maximum values for the flow weighted composite sample.

1. Date of Storm Event	2. Duration of Storm (in minutes)	3. Total rainfall during storm event (in inches)	4. Number of hours between beginning of storm measured and end of previous measurable rain event	5. Maximum flow rate during rain event (gallons/min or specify units)	6. Total flow from rain event (gallons or specify units)	7. Season sample was taken	8. Form of Precipitation (rainfall, snowmelt)
12/13/91	250	0.25	88.2	NA	NA	Fall	Rainfall

9. Provide a description of the method of flow measurement or estimate.

An ISCO 3230 Flow meter was used to obtain water level readings. This instrument was calibrated with the normal dry weather flow, if present, as leve zero. The flow meter was programmed with the characteristics of the conveyance so that flow rates and total flows could be calculated by the meter.

Outfall S22

Parts B and C Continued

Pollutant and CAS Number (if availible)	Maximum Values (include units)		Average Values (include units)		Number of Storm Events Sampled	Sources of Pollutants
	Grab Sample Taken During First 30 Minutes	Flow-weighted Composite	Grab Sample Taken During First 30 Minutes	Flow-weighted Composite		
2-methyl-4,6-dinitrophenol 534-52-1	<0.050 mg/l		<0.050 mg/l		1	
2-nitrophenol 88-75-5	<0.030 mg/l		<0.030 mg/l		1	
4-chloro-3-methyl phenol 59-50-7	<0.030 mg/l		<0.030 mg/l		1	
4-nitrophenol 100-02-7	<0.050 mg/l		<0.050 mg/l		1	
pentachlorophenol 87-86-5	<0.050 mg/l		<0.050mg/l		1	
phenol 108-95-2	<0.030 mg/l		<0.030 mg/l		1	
4,4'--DDD 72-54-8	<0.00001mg/l		<0.00001 mg/l		1	
4,4'--DDE 72-55-9	<0.00001 mg/l		<0.00001 mg/l		1	
4,4'-DDT 50-29-3	<0.00001 mg/l		<0.00001 mg/l		1	
aldrin 309-00-2	<0.00001 mg/l		<0.00001 mg/l		1	
chlordane 57-74-9	<0.00002 mg/l		<0.00002 mg/l		1	
dieldrin 60-57-1	<0.00001 mg/l		<0.00001 mg/l		1	
endosulfan I 959-98-8	<0.00001 mg/l		<0.00001 mg/l		1	
endosulfan II 33213-65-9	<0.00001 mg/l		<0.00001 mg/l		1	
endosulfan sulfate 1031-07-8	<0.00001 mg/l		<0.00001 mg/l		1	
endrin 72-20-8	<0.00005 mg/l		<0.00005 mg/l		1	
endrin aldehyde 7421-93-4	<0.00001 mg/l		<0.00001 mg/l		1	
heptachlor 76-44-8	<0.00001 mg/l		<0.00001 mg/l		1	
heptachlor epoxide 1024-57-3	<0.00001 mg/l		<0.00001 mg/l		1	
toxaphene 8001-35-2	<0.0002 mg/l		<0.0002 mg/l		1	
alpha-BHC 319-84-6	<0.00001 mg/l		<0.00001 mg/l		1	
beta-BHC 319-85-7	<0.00001 mg/l		<0.00001 mg/l		1	
delta-BHC 319-86-8	<0.00001 mg/l		<0.00001 mg/l		1	
gamma-BHC 58-89-8	<0.00001 mg/l		<0.00001 mg/l		1	
2-chlorophenol 95-57-8	<0.030 mg/l		<0.030 mg/l		1	
Aroclor-1242 53469-21-9	<0.0005 mg/l		<0.0005 mg/l		1	
Aroclor-1254 11097-69-1	<0.0005 mg/l		<0.0005 mg/l		1	
Aroclor-1221 11104-28-2	<0.0005 mg/l		<0.0005 mg/l		1	
Aroclor-1232 11141-16-5	<0.0005 mg/l		<0.0005 mg/l		1	
Aroclor-1248 12672-29-6	<0.0005 mg/l		<0.0005 mg/l		1	
Aroclor-1260 11096-82-5	<0.0005 mg/l		<0.0005 mg/l		1	
Aroclor-1016 12674-11-2	<0.0005 mg/l		<0.0005 mg/l		1	
Cresols	<0.010 mg/l		<0.010 mg/l		1	
Acrolein	<0.010 mg/l		<0.010 mg/l		1	
Acrylonitrile	<0.010 mg/l		<0.010 mg/l		1	
1,2-diphenylhydrazine (azobenzene)	Results pending		Results pending		1	

Outfall S22

Parts B and C Continued

Pollutant and CAS Number (if availible)	Maximum Values (include units)		Average Values (include units)		Number of Storm Events Sampled	Sources of Pollutants
	Grab Sample Taken During First 30 Minutes	Flow-weighted Composite	Grab Sample Taken During First 30 Minutes	Flow-weighted Composite		
Barium 7440-39-3	0.0196 mg/l		0.0196 mg/l		1	
methylene chloride 75-09-2	<0.010 mg/l		<0.010 mg/l		1	
tetrachloroethene 127-18-4	<0.010 mg/l		<0.010 mg/l		1	
trichloroethene 79-01-6	<0.010 mg/l		<0.010 mg/l		1	
Xylenes	<0.010 mg/l		<0.010 mg/l		1	
1,2,4-trichlorobenzene 120-82-1	<0.010 mg/l		<0.010 mg/l		1	
1,2-dichlorobenzene 95-50-1	<0.010 mg/l		<0.010 mg/l		1	
1,3-dichlorobenzene 541-73-1	<0.010 mg/l		<0.010 mg/l		1	
1,4-dichlorobenzene 106-46-7	<0.010 mg/l		<0.010 mg/l		1	
2,4-dinitrotoluene 121-14-2	<0.010 mg/l		<0.010 mg/l		1	
2,6-dinitrotoluene 606-20-2	<0.010 mg/l		<0.010 mg/l		1	
2-chloronaphthalene 91-58-7	<0.010 mg/l		<0.010 mg/l		1	
3,3'-dichlorobenzidine 91-94-1	<0.020 mg/l		<0.020 mg/l		1	
4-bromophenylphenyl ether 101-55-3	<0.010 mg/l		<0.010 mg/l		1	
4-chlorophenylphenyl ether 7005-72-3	<0.010 mg/l		<0.010 mg/l		1	
acenaphthene 83-32-9	<0.010 mg/l		<0.010 mg/l		1	
acenaphthylene 208-96-8	<0.010 mg/l		<0.010 mg/l		1	
anthracene 120-12-7	<0.010 mg/l		<0.010 mg/l		1	
benzidine 92-87-5	<0.050 mg/l		<0.050 mg/l		1	
benzo(a)anthracene 56-55-3	<0.010 mg/l		<0.010 mg/l		1	
benzo(a)pyrene 50-32-8	<0.010 mg/l		<0.010 mg/l		1	
benzo(b)fluoranthene 205-99-2	<0.010 mg/l		<0.010 mg/l		1	
benzo(ghi)perylene 191-24-2	<0.010 mg/l		<0.010 mg/l		1	
benzo(k)fluoranthene 207-08-9	<0.010 mg/l		<0.010 mg/l		1	
benzyl butyl phthalate 85-68-7	<0.010 mg/l		<0.010 mg/l		1	
bis(2-chloroethoxy)methane 111-91-1	<0.010 mg/l		<0.010 mg/l		1	
bis(2-chloroethyl)ether 111-44-4	<0.010 mg/l		<0.010 mg/l		1	
bis(2-chloroisopropyl) ether 108-60-1	<0.010 mg/l		<0.010 mg/l		1	
bis(2-ethylhexyl)phthalate 117-81-7	<0.010 mg/l		<0.010 mg/l		1	
chrysene 218-01-9	<0.010 mg/l		<0.010 mg/l		1	
di-n-butyl phthalate 84-74-2	<0.010 mg/l		<0.010 mg/l		1	
di-n-octyl phthalate 117-84-0	<0.010 mg/l		<0.010 mg/l		1	
dibenzo(a,h)anthracene 53-70-3	<0.010 mg/l		<0.010 mg/l		1	
diethyl phthalate 84-66-2	<0.010 mg/l		<0.010 mg/l		1	
dimethyl phthalate 131-11-3	<0.010 mg/l		<0.010 mg/l		1	
fluoranthene 206-44-0	<0.010 mg/l		<0.010 mg/l		1	
fluorene 86-73-7	<0.010 mg/l		<0.010 mg/l		1	
hexachlorobenzene 118-74-1	<0.010 mg/l		<0.010 mg/l		1	
hexachlorobutadiene 87-68-3	<0.010 mg/l		<0.010 mg/l		1	
hexachlorocyclopentadiene 77-47-4	<0.010 mg/l		<0.010 mg/l		1	
hexachloroethane 67-72-1	<0.010 mg/l		<0.010 mg/l		1	
indeno(1,2,3-cd)pyrene 193-39-5	<0.010 mg/l		<0.010 mg/l		1	
isophorone 78-59-1	<0.010 mg/l		<0.010 mg/l		1	
N-nitrosodi-n-propylamine 621-64-7	<0.010 mg/l		<0.010 mg/l		1	
N-nitrosodimethylamine 62-75-9	<0.010 mg/l		<0.010 mg/l		1	
N-nitrosodiphenylamine 86-30-6	<0.010 mg/l		<0.010 mg/l		1	
naphthalene 91-20-3	<0.010 mg/l		<0.010 mg/l		1	
nitrobenzene 98-95-3	<0.010 mg/l		<0.010 mg/l		1	
phenanthrene 85-01-8	<0.010 mg/l		<0.010 mg/l		1	
pyrene 129-00-0	<0.010 mg/l		<0.010 mg/l		1	
2,4,6-trichlorophenol 88-06-2	<0.030 mg/l		<0.030 mg/l		1	
2,4-dichlorophenol 120-83-2	<0.030 mg/l		<0.030 mg/l		1	
2,4-dimethylphenol 105-67-9	<0.030 mg/l		<0.030 mg/l		1	

APPENDIX B

Y-12 SITE MAPS

Y-12 PLANT STORM SEWER SITE MAP A



LEGEND

- Storm Sewer
- Drainage Basin
- Interim Status or Permitted Hazardous Waste Units
- Herbicide Application Area
- Control Structure Area
- Water Body Receiving Run-Off
- Overlying Areas (Control, Herbicide, etc.)
- Grassed Areas
- Gravel Roads
- Paved Areas
- Industrial Landfill Areas
- Vehicle Storage
- Vehicle Service Area
- (17) Monitoring Stations
- Drainage Areas
- (34) Sinkhole

NORTH
TRUE
GRID

THE GRID AND COORDINATES ARE SHOWN REPRESENT THE Y-12 PLANT GRID SYSTEM

Y-12 PLANT STORM SEWER

SITE MAP A

C2E900000962

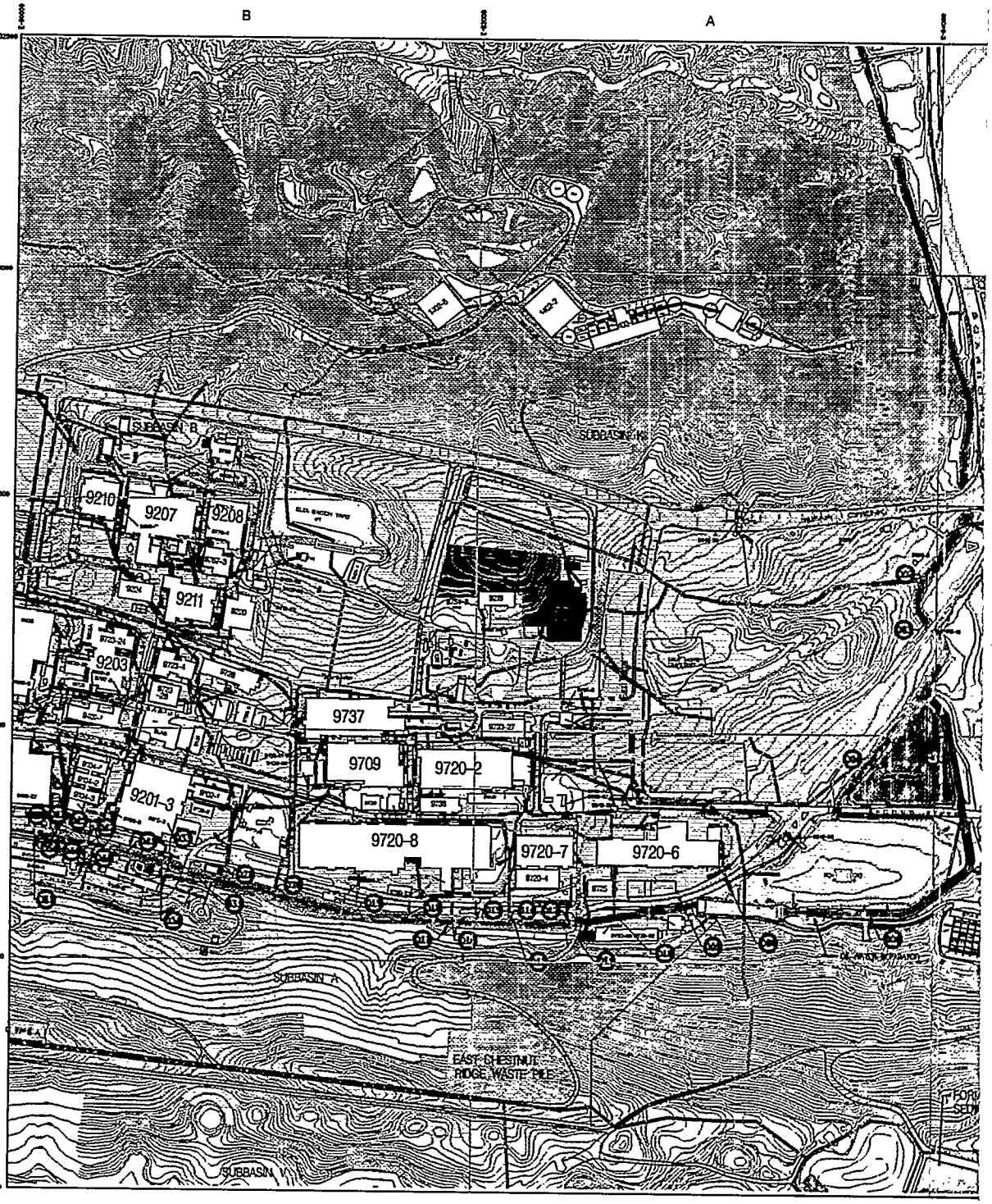

SCALE 0 200 400 800 FEET

Document Rev. Req. ____ Date ____
EO-C-37 Review By ____
Original was Destroyed
UCN-14686 (2/88) 4-PGI

SECTION AND DETAIL KEY

THIS DRAWING CONTROLLED BY
Design Control
Drawing Number



Y-12 PLANT STORM SEWER SITE MAP D

LEGEND

- Storm Sewer
- Drainage Basin
- Interim Status or Permitted Hazardous Waste Units
- Herbicide Application Area
- Control Structure Area
- Water Body Receiving Run-Off
- Overlying Areas (Control, Herbicide, etc.)
- Grassed Areas
- Gravel Roads
- Paved Areas
- Industrial Landfill Areas
- Vehicle Storage
- Vehicle Service Area
- Monitoring Stations
- Drainage Areas
- Sinkhole

NORTH
TRUE
GRID

Y-12 PLANT STORM SEWER

SITE MAP D

C2E900000A965

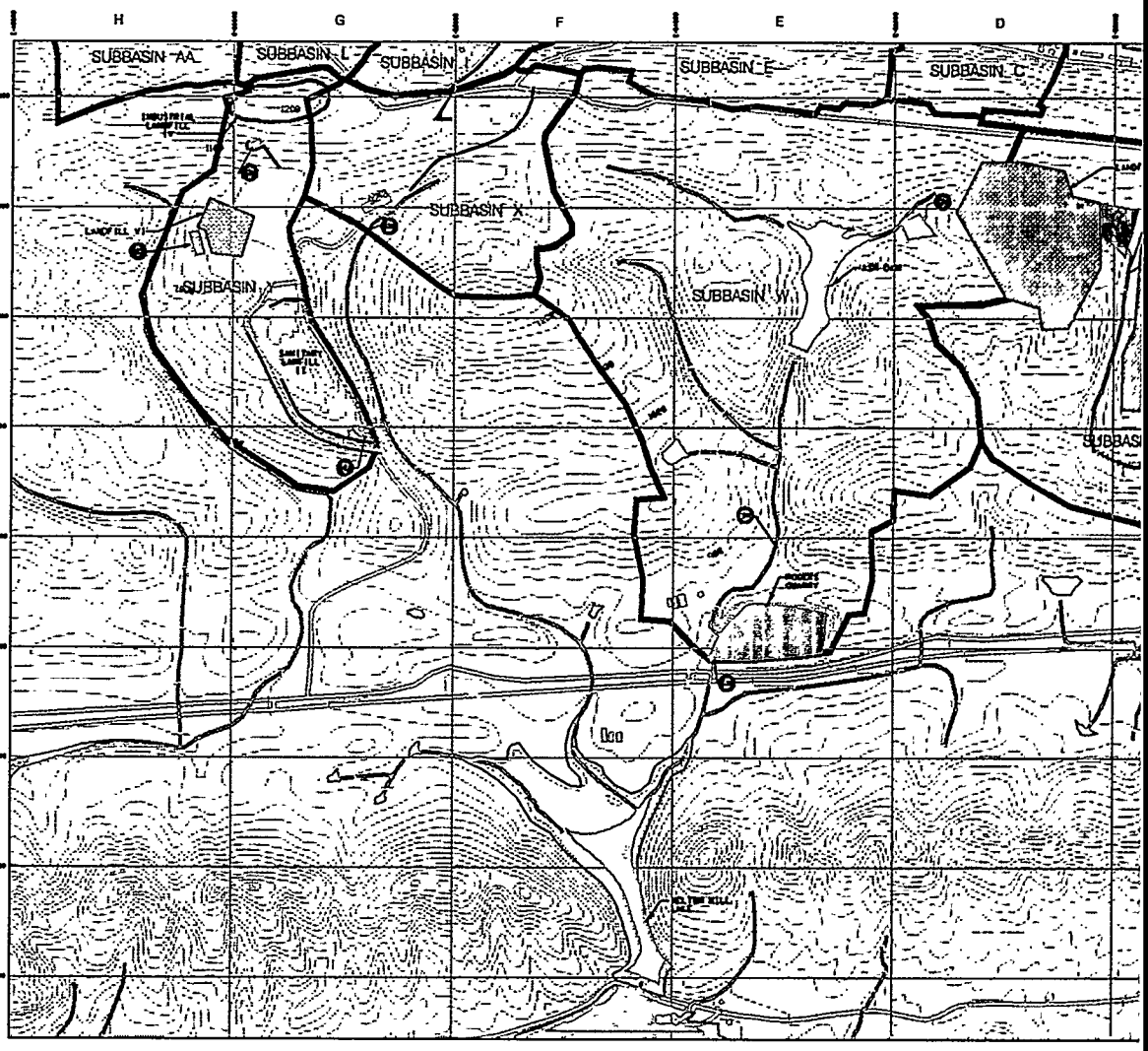

SCALE 0 500 1000 2000 FEET

Department Rev. Rev. ___ Date ___
C-C-37 Review By ___
Construction Department
UCN-14586 (12/96) 4-93

SECTION AND DETAIL KEY

THIS DOCUMENT CONTROLLED BY

Contract Control
Sign ___

Operating Manager ___

REV	DATE	DESCRIPTION	BY	CHK	REV	DATE	BY	REV	DATE	BY	REV	DATE	BY

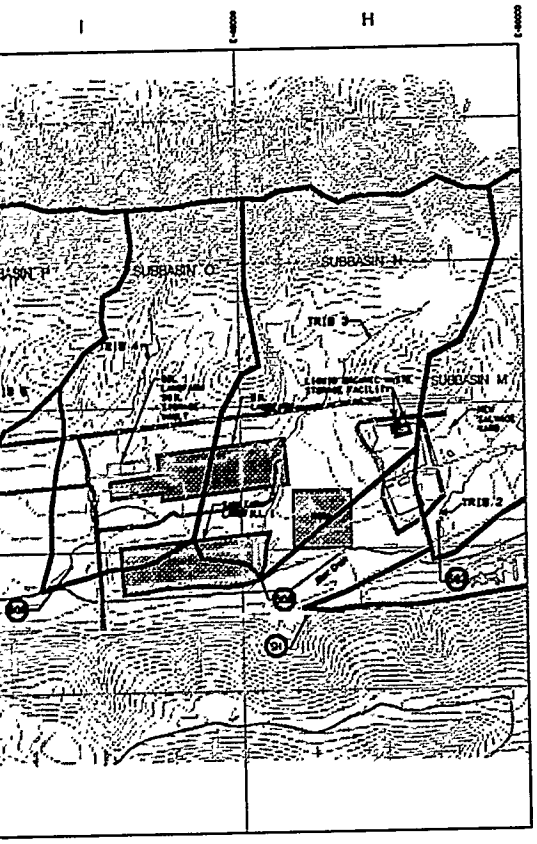

Y-12 PLANT STORM SEWER SITE MAP E

LEGEND

- Storm Sewer
- Drainage Basin
- Interim Status or Permitted Hazardous Waste Units
- Herbicide Application Area
- Control Structure Area
- Water Body Receiving Run-Off
- Overlying Areas (Control, Herbicide, etc.)
- Grassed Areas
- Gravel Roads
- Paved Areas
- Industrial Landfill Areas
- Vehicle Storage
- Vehicle Service Area
- Monitoring Stations
- Drainage Areas
- Sinkhole

NORTH
TRUE
GRID

THE GRID AND COORDINATES AS SHOWN REPRESENT THE Y-12 PLANT GRID SYSTEM

MARTIN MARIETTA

Y-12 PLANT STORM SEWER

SITE MAP E

C2E900000A966

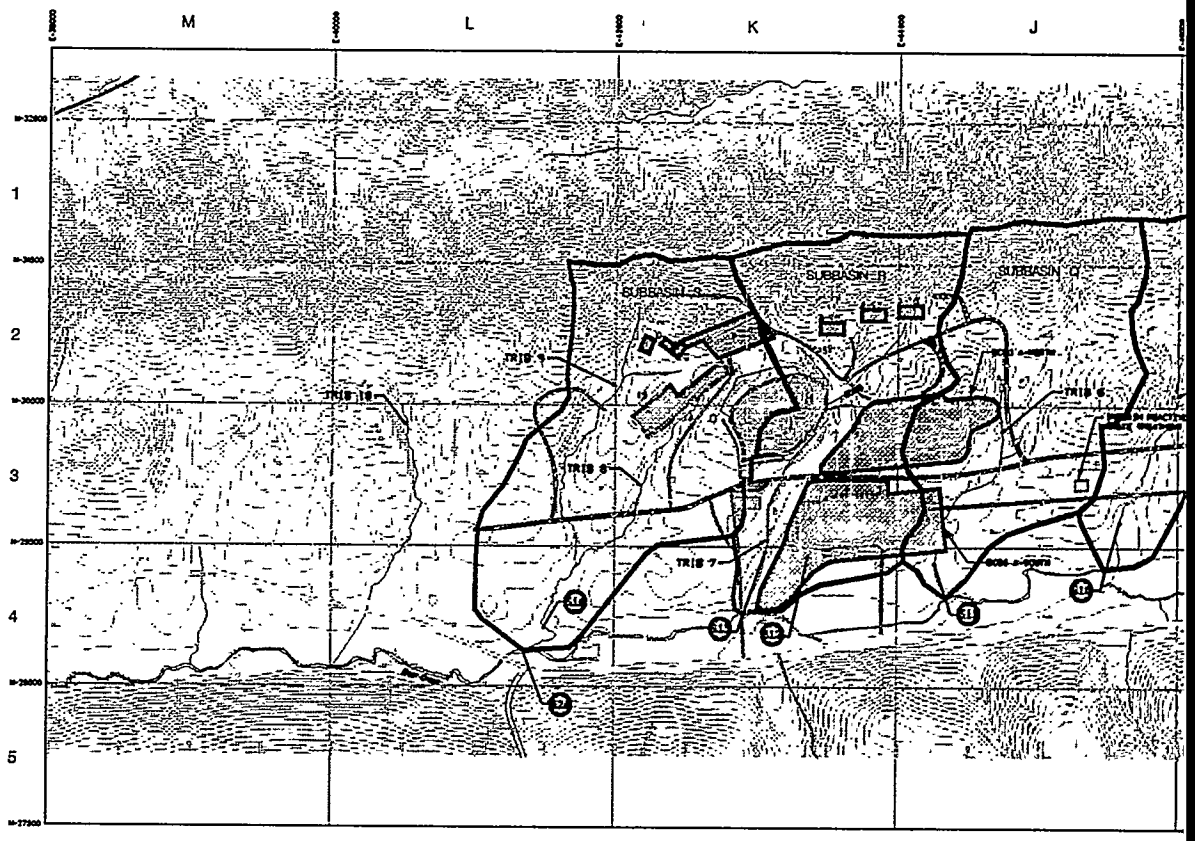

SCALE 0 400 800 1600 FEET

Department, Rocky Flats ___ Denver ___
EG-C-37 Revision Bul ___
Conceptual Dewatering
UCN-14686 (12/86) 2-KGH

SECTION AND DETAIL KEY

This DOCUMENT CONTROLLED BY
Design Control
Status ___
DRAWING NUMBER ___

REVISIONS

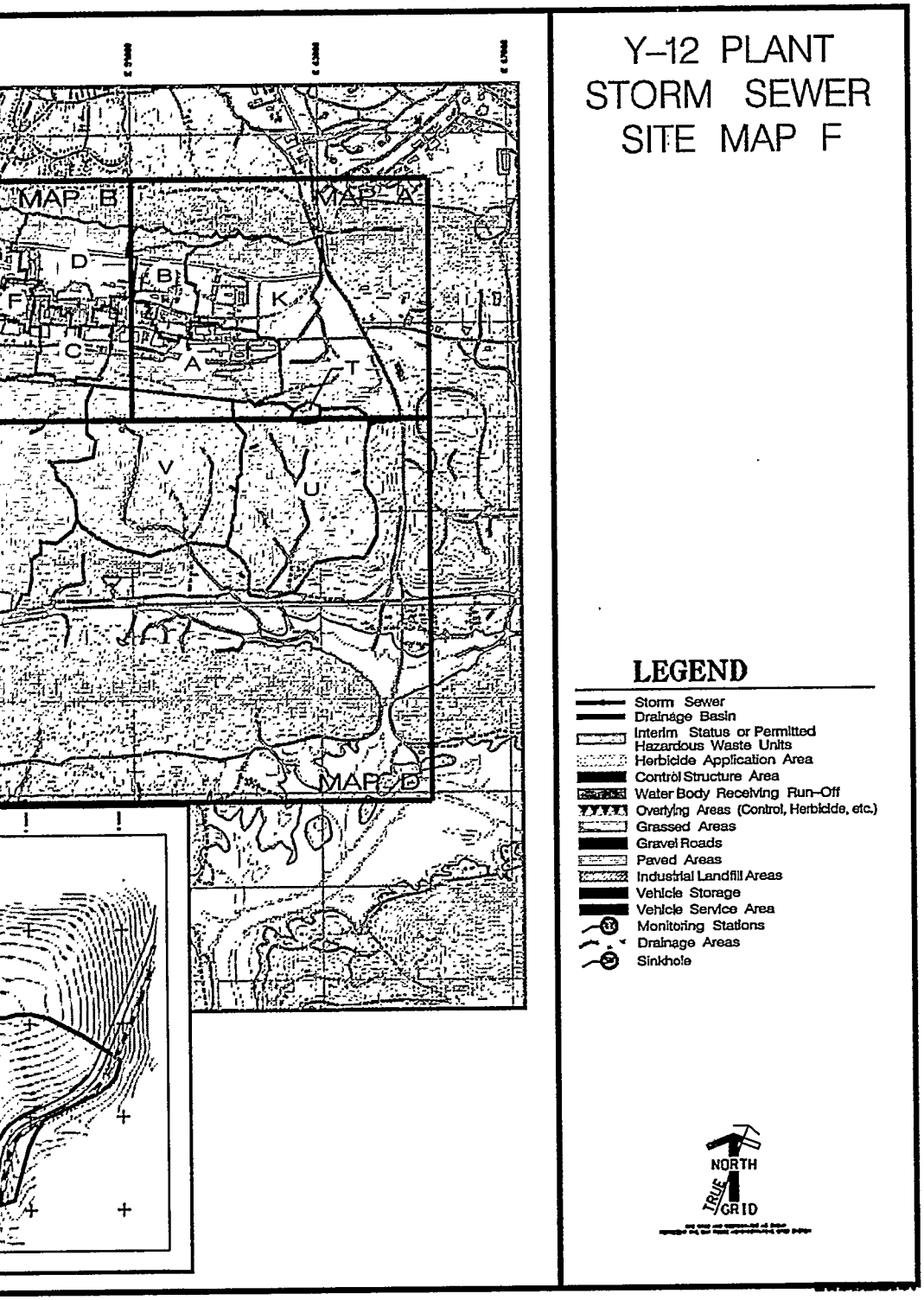

Y-12 PLANT STORM SEWER SITE MAP F

LEGEND

- Storm Sewer
- Drainage Basin
- Interim Status or Permitted Hazardous Waste Units
- Herbicide Application Area
- Control Structure Area
- Water Body Receiving Run-Off
- Overlying Areas (Control, Herbicide, etc.)
- Grassed Areas
- Gravel Roads
- Paved Areas
- Industrial Landfill Areas
- Vehicle Storage
- Vehicle Service Area
- Monitoring Stations
- Drainage Areas
- Sinkhole

NORTH
TRUE
GRID

Y-12 PLANT STORM SEWER

SITE MAP F

C2E9000008006

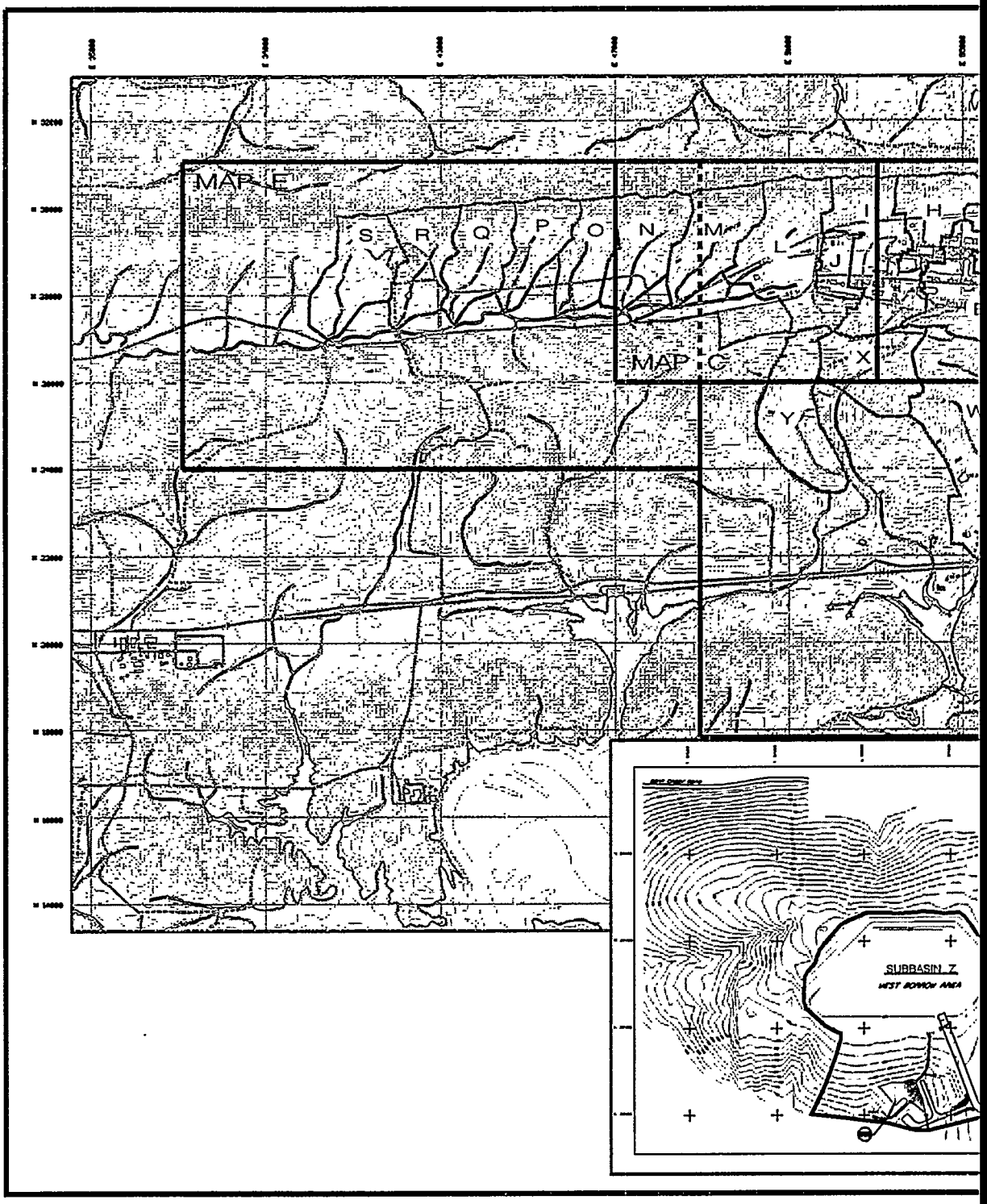

Document Rev. Ref. ____ Date: ____
EG-C-37 Review Ref. ____
Completion Documents
UCN-14886 (12/86) 4-PCS

SECTION AND DETAIL KEY

THIS DOCUMENT CONTROLLED BY
Center Control System
Revision ____

REVISION

APPENDIX C

Y-12 PLANT NATIONAL POLLUTANT DISCHARGE ELIMINATION SYSTEM PERMIT

STATE OF TENNESSEE
NPDES PERMIT

Permit No. TN0002968

Authorization to discharge under the
National Pollutant Discharge Elimination System

Issued By

Tennessee Department of Environment and Conservation
Division of Water Pollution Control
401 Church Street, L & C Annex - 6th Floor
Nashville, Tennessee 37243 - 1534

Under authority of the Tennessee Water Quality Control Act of 1977 (T.C.A. 69-3-101, et seq.) and the delegation of authority from the United States Environmental Protection Agency under the Federal Water Pollution Control Act, as amended by the Clean Water Act of 1977 (33 U.S.C. 1251, et seq.)

Discharger: **United States Department of Energy Y-12 SITE**

is authorized to discharge process wastewaters and other wastewaters which have been accepted for treatment via waste acceptance procedures, cooling tower blowdown, cooling waters, condensate, sump waters, storm water runoff and ground water

from a facility located at Oak Ridge, Anderson County, Tennessee

to receiving waters named: East Fork Poplar Creek, Bear Creek, McCoy Branch, unnamed tributary to Bear Creek and unnamed tributaries to the Clinch River

in accordance with effluent limitations, monitoring requirements and other conditions set forth herein.

This permit shall become effective on: **July 1, 1995**

This permit shall expire on: **April 27, 2000**

Issuance date: **April 28, 1995**

Paul E. Davis, Director
Division of Water Pollution Control

CN-0759

PART I

A. EFFLUENT LIMITATIONS AND MONITORING REQUIREMENTS

United States Department of Energy, Y-12 Site, is authorized to discharge steam condensate through Outfalls 066, 068 and 117 to East Fork Poplar Creek. The discharge may also contain infiltrated ground waters. Discharges 066, 068 & 117 shall be limited and monitored by the permittee as specified below:

Outfalls 066, 068 & 117						
Effluent characteristics	Effluent limitations				Monitoring Requirements	
	Monthly Avg. Conc. mg/l	Monthly Avg. Amount lb/day	Daily Max. Conc. mg/l	Daily Max. Amount lb/day	Measurement Frequency	Sample Type
Flow	report daily max. flow				1/month	estimate
pH	within the range 6.0 to 9.0				1/month	grab

Daily maximum flow measured for the month shall be reported as million gallons per day.

United States Department of Energy, Y-12 Site, is authorized to discharge steam condensate and cooling waters through Outfalls 073, 077, 122 and 133 to East Fork Poplar Creek. The discharge may have some infiltrated ground water in it. Discharges 073, 077, 122 and 133 shall be limited and monitored by the permittee as specified below:

Outfalls 073, 077, 122 and 133						
Effluent characteristics	Effluent limitations				Monitoring Requirements	
	Monthly Avg. Conc. mg/l	Monthly Avg. Amount lb/day	Daily Max. Conc. mg/l	Daily Max. Amount lb/day	Measurement Frequency	Sample Type
Flow	report daily max. flow				1/month	estimate
pH	within the range 6.0 to 9.0				1/month	grab
Total Residual Chlorine	NA	NA	0.5	NA	1/month	grab

Daily maximum flow measured for the month shall be reported as million gallons per day.

United States Department of Energy, Y-12 Site, is authorized to discharge steam condensate, cooling waters and storm waters through Outfall 125 to East Fork Poplar Creek. The discharge may have some infiltrated ground waters. Discharge 125 shall be limited and monitored by the permittee as specified below:

Outfall 125						
Effluent characteristics	Effluent limitations				Monitoring Requirements	
	Monthly Avg. Conc. mg/l	Monthly Avg. Amount lb/day	Daily Max. Conc. mg/l	Daily Max. Amount lb/day	Measurement Frequency	Sample Type
Flow	report daily max. & monthly avg.				1/month	estimate
pH	within the range 6.0 to 9.0				1/month	grab
Total Residual Chlorine	NA	NA	0.5	NA	1/month	grab
Lead, total	NA	NA	report	NA	1/quarter	grab
Mercury, total	NA	NA	report	NA	1/quarter	grab

The average of the measured daily flows for the month and the maximum daily flow for the month maximum flow will be reported as million gallons per day.

United States Department of Energy. Y-12 Site, is authorized to discharge potable water when flushing out water lines as required by maintenance activity for the water system through Outfalls 013 and 031 to East Fork Poplar Creek without limitation. Discharges 013 and 031 shall be operated according to best management practices to minimize impacts instream as described in the plan to be submitted under a Best Management Practices Plan, see Permit Part III-L.

Waters discharged through other outfalls from fire hydrants or sprinklers or via valves at the extremities of the potable water distribution lines shall be permitted with no other requirement other than best management practices be followed as reflected in the plan developed in Permit Part III-L. Best management practices will not be required of emergency situations such as fire-fighting.

United States Department of Energy, Y-12 Site, is authorized to discharge storm waters, steam condensate, cooling tower blowdown and groundwater through Outfalls 003, 006, 007, 008, 009, 011, 015, 018, 032, 033, 045, 046, 058, 062, 086, 087, 098, 110, 134, and 213 to East Fork Poplar Creek; to discharge storm water runoff through Outfalls S01, S03, S04, and S15 which discharge to Bear Creek. The United States Department of Energy, Y-12 Site shall conduct instream monitoring and storm water monitoring at points in tributaries of Bear Creek which for tracking purposes in this permit are designated as S06, S07, and S09; and shall monitor discharge from the East Borrow area pond, designated as Outfall S16, which goes to the same tributary that received discharge from the Kerr Hollow Quarry; and shall monitor an instream monitoring point, S18, in an unnamed tributary. Flows from both S16 and S18 will eventually enter the Clinch River at about mile 41.1.

Discharges or monitoring points 003, 006, 007, 008, 009, 011, 015, 016, 018, 032, 033, 045, 046, 058, 062, 086, 087, 098, 110, 134, 213, S01, S03, S04, S06, S07, S09, and S18 shall be limited and monitored by the permittee as follows.

Category I Storm Water Outfalls and Monitoring Points						
Effluent characteristics	Effluent limitations				Monitoring Requirements	
	Monthly Avg. Conc. mg/l	Monthly Avg. Amount lb/day	Daily Max. Conc. mg/l	Daily Max. Amount lb/day	Measurement Frequency	Sample Type
Flow	report daily max. flow				semi-annual	estimate
pH	within the range 4.0 to 9.0				semi-annual	grab

Outfalls S15 and S16 shall be limited and monitored by the permittee as follows.

Category I Storm Water Outfalls and Monitoring Points						
Effluent characteristics	Effluent limitations				Monitoring Requirements	
	Monthly Avg. Conc. mg/l	Monthly Avg. Amount lb/day	Daily Max. Conc. mg/l	Daily Max. Amount lb/day	Measurement Frequency	Sample Type
Flow	report daily max. flow				semi-annual	estimate
pH	within the range 6.0 to 10.0				semi-annual	grab

Daily maximum measured flow will be reported as million gallons per day.

In addition to the above monitoring, the storm runoff shall be monitored by a characterization at least twice during the permit period using flow-weighted or time-weighted composites as part of the Storm Water Pollution Prevention Plan for the site. Characterization of a single outfall may be made where several outfalls are very similar rather than characterization of each of the outfalls in this group of similar outfalls. However, such groupings must be listed in the Storm Water Pollution Prevention Plan and be approved by the Division of Water Pollution Control.

Storm water characterizations conducted the first year of the permit shall include characterization of Outfalls 007, 032 and 033.

United States Department of Energy, Y-12 Site, is authorized to discharge cooling water, steam condensate, storm waters and groundwater through Outfalls 004, 010, 014, 016, 019, 020, 041, 044, 057 063, 064, 067, 083, 088, 099, and 126 which discharge into East Fork Poplar Creek; and storm water through Outfalls S02, S08, S10, S11, S12, S13 which discharge to Bear Creek. United States Department of Energy, Y-12 Site, shall monitor instream monitoring point designated as S17 which goes to the Clinch River at mile 41.1; instream monitoring point designated as S20 which goes to the Clinch River at mile 37.5 and instream monitoring point designated as Outfall S24 which is in Bear Creek downstream of the burial grounds. Discharges 004, 010, 014, 019, 020, 041, 044, 057, 063, 064, 067, 083, 088, 099, 126, S02, S08, S10, S11, S12, S13, and instream monitoring points S17, S20, & S24 shall be limited and monitored by the permittee as specified below:

Storm Water Category II Outfalls & Monitoring Points

Effluent characteristics	Effluent limitations				Monitoring Requirements	
	Monthly Avg. Conc. mg/l	Monthly Avg. Amount lb/day	Daily Max. Conc. mg/l	Daily Max. Amount lb/day	Measurement Frequency	Sample Type
Flow	report daily max. flow				1/quarter	estimate
pH	within the range 4.0 to 9.0				1/quarter	grab
Total Residual Chlorine [1]	NA	NA	0.5	NA	1/quarter	grab

Daily maximum measured or estimated flow will be reported as million gallons per day.

In addition to the above monitoring, the Category II outfalls shall have representative storm flow characterizations made according to the Storm Water Pollution Prevention Plan at least once per year. Storm water composite samples may be either flow-weighted or time-weighted. Characterization of one outfall may be made where several outfalls are very similar rather than characterization of each of the outfalls in this group of similar outfalls. However, such groupings must be listed in the Storm Water Pollution Prevention Plan and be approved by the Division of Water Pollution Control.

Storm water sampling that is made of ponds or quarries where runoff collects may be sampled by other than an initial grab sample and a flow weighted composite where an alternate sampling scheme seems justified. Such alternative sampling for these situations may be made if the Division of Water Pollution Control approves of the sampling methods.

[1] Chlorine shall be tested only for the outfalls that are found to have some chlorinated waters as part of the discharge. Sampling for chlorinated discharges need not be conducted when waters are not chlorinated.

United States Department of Energy, Y-12 Site, is authorized to discharge storm waters and groundwater through Outfalls S21, S22, and S25 which discharge into an unnamed tributary which goes to the Clinch River at mile 33.2; and through Outfall S26 which goes to the headwaters of McCoy Branch and then to the Clinch River at mile 37.5, and through Outfalls S27, S28 and S29 which discharge into an unnamed tributary going to Clinch River at mile 41.1. Discharges S21, S22, S25, S26, S27, S28, & S29 shall be limited and monitored by the permittee as specified below:

Storm Water Category II Outfalls & Monitoring Points						
Effluent characteristics	Effluent limitations				Monitoring Requirements	
	Monthly Avg. Conc. mg/l	Monthly Avg. Amount lb/day	Daily Max. Conc. mg/l	Daily Max. Amount lb/day	Measurement Frequency	Sample Type
low	report daily max. flow				1/quarter	estimate
H	within the range 6.0 to 10.0				1/quarter	grab

Daily maximum measured or estimated flow will be reported as million gallons per day.

In addition to the above monitoring, the Category II outfalls shall have representative storm flow characterizations made according to the Storm Water Pollution Prevention Plan at least once per year. Storm water composite samples may be either flow-weighted or time-weighted. Characterization of one outfall may be made where several outfalls are very similar rather than characterization of each of the outfalls in this group of similar outfalls. However, such groupings must be listed in the Storm Water Pollution Prevention Plan and be approved by the Division of Water Pollution Control.

Storm water sampling that is made of ponds or quarries where runoff collects may be sampled by other than an initial grab sample and a flow weighted composite where an alternate sampling scheme seems justified. Such alternative sampling for these situations may be made if the Division of Water Pollution Control approves of the sampling methods.

United States Department of Energy, Y-12 Site, is authorized to discharge storm waters and groundwater through Outfall S19 which discharges from Rogers Quarry into McCoy Branch going to the Clinch River at mile 37.5. Discharge S19 shall be limited and monitored by the permittee as specified below:

Storm Water Category II Outfall S19

Effluent characteristics	Effluent limitations				Monitoring Requirements	
	Monthly Avg. Conc. mg/l	Monthly Avg. Amount lb/day	Daily Max. Conc. mg/l	Daily Max. Amount lb/day	Measurement Frequency	Sample Type
Flow	report daily max. flow				1/month	estimate
pH	within the range 6.0 to 9.0				1/month	grab
The following will be analyzed & reported:						
Aluminum, total	NA	NA	Report	NA	1/month	composite
Antimony, total	NA	NA	Report	NA	1/month	composite
Arsenic, total	NA	NA	Report	NA	1/month	composite
Barium, total	NA	NA	Report	NA	1/month	composite
Boron, total	NA	NA	Report	NA	1/month	composite
Beryllium	NA	NA	Report	NA	1/month	composite
Cadmium, total	NA	NA	Report	NA	1/month	composite
Calcium, total	NA	NA	Report	NA	1/month	composite
Cobalt, total	NA	NA	Report	NA	1/month	composite
Chromium, total	NA	NA	Report	NA	1/month	composite
Copper, total	NA	NA	Report	NA	1/month	composite
Iron, total	NA	NA	Report	NA	1/month	composite
Lead, total	NA	NA	Report	NA	1/month	composite
Lithium, total	NA	NA	Report	NA	1/month	composite
Magnesium, total	NA	NA	Report	NA	1/month	composite
Manganese, total	NA	NA	Report	NA	1/month	composite
Molybdenum, total	NA	NA	Report	NA	1/month	composite
Nickel, total	NA	NA	Report	NA	1/month	composite
Potassium, total	NA	NA	Report	NA	1/month	composite
Silver, total	NA	NA	Report	NA	1/month	composite
Sodium, total	NA	NA	Report	NA	1/month	composite
Strontium, total	NA	NA	Report	NA	1/month	composite
Thallium, total	NA	NA	Report	NA	1/month	composite
Vanadium, total	NA	NA	Report	NA	1/month	composite
Zinc, total	NA	NA	Report	NA	1/month	composite

Daily maximum measured or estimated flow will be reported as million gallons per day.

In addition to the monthly monitoring Outfall S19 will also be considered as a Storm Water Category II monitoring point and shall have representative storm flow characterizations made according to the Storm Water Pollution Prevention Plan at least once per year. Storm water composite samples may be either flow-weighted or time-weighted. Characterization of one outfall may be made where several outfalls are very similar rather than characterization of each of the outfalls in this group of similar outfalls. However, such groupings must be listed in the Storm Water Pollution Prevention Plan and be approved by the Division of Water Pollution Control. Storm water sampling that is made of this quarry may be sampled by other than an initial grab sample and a flow weighted composite if an alternate sampling scheme seems justified. Such alternative sampling for these situations may be made if the Division of Water Pollution Control approves of the sampling methods.

United States Department of Energy, Y-12 Site, is authorized to discharge storm waters, cooling waters, cooling tower blowdown, steam condensate and groundwater, through Outfalls 002, 034, 042, 047, 048, 054, 071, 109 113, and 114 which discharge into East Fork Poplar Creek and an instream monitoring points, S05 & S14, in tributaries which discharge to Bear Creek. Discharges and monitoring points 002, 034, 042, 047, 048, 054, 071, 109, 113, 114, S05 & S14 shall be limited and monitored by the permittee as specified below:

Storm Water Category III Outfalls & Monitoring Points						
Effluent characteristics	Effluent limitations				Monitoring Requirements	
	Monthly Avg. Conc. mg/l	Monthly Avg. Amount lb/day	Daily Max. Conc. mg/l	Daily Max. Amount lb/day	Measurement Frequency	Sample Type
Flow	report daily max. flow				1/month	estimate
pH	within the range 4.0 to 9.0				1/month	grab
Total Residual Chlorine [1]	NA	NA	0.5	NA	1/month	grab

[1] Chlorine monitoring may be omitted if waters being discharged are not chlorinated. Sampling for chlorinated discharges need not be conducted when waters are not chlorinated.

Daily maximum measured or estimated flow will be reported as million gallons per day.

In addition to the above monitoring, the Category III outfalls shall have representative storm flow characterizations made according to the Storm Water Pollution Prevention Plan at least once per year. Storm water composite samples may be either flow-weighted or time-weighted. Characterization of one outfall may be made where several outfalls are very similar rather than characterization of each of the outfalls in this group of similar outfalls. However, such groupings must be listed in the Storm Water Pollution Prevention Plan and be approved by the Division of Water Pollution Control.

Outfall 201

United States Department of Energy, Y-12 Site, shall monitor discharge to the headwaters of East Fork Poplar Creek at Outfall 201, a monitoring point in East Fork Poplar Creek below the North/South pipes (Outfall 200). Outfall 201 is at a point downstream of Outfalls 135 and 200. Outfall 201 shall be limited and monitored by the permittee as specified below:

Monitoring Point designated and Limited as Outfall 201						
Effluent characteristics	Effluent limitations				Monitoring Requirements	
	Monthly Avg. Conc. mg/l	Monthly Avg. Amount lb/day	Daily Max. Conc. mg/l	Daily Max. Amount lb/day	Measurement Frequency	Sample Type
Total Residual Chlorine	0.011	NA	0.019	NA	3/week	grab
Temperature	report	NA	30.5 °C	NA	3/week	grab
pH	within the range 6.5 to 8.5				3/week	grab
Total Suspended Solids	report	NA	report	NA	1/week	composite
96 hour LC_{50}, survival in 100% effluent [1]					1/quarter	composite
NOEC, reproduction/growth in 100% effluent [1]					1/quarter	composite

[1] See Permit Part III-C for description of monitoring for toxicity testing.

Outfall 200

United States Department of Energy, Y-12 Site, is authorized to discharge treated process wastewaters and other wastewaters which have been accepted for treatment via waste acceptance procedures through Outfall 200 as well as treated groundwater, groundwater that infiltrates into the storm sewer system, cooling waters, condensate water, sump water, cooling tower blowdown, and storm waters. Outfall 200 discharges waters at the head of the stream through a set of pipes that have been called the North/South pipes (three parallel pipes and a fourth pipe that angles into the group from the southwest side). These pipes are not individually listed as separate outfalls, but are considered a single outfall. Discharge 200 shall be limited and monitored by the permittee as specified below:

Outfall 200						
Effluent characteristics	Effluent limitations				Monitoring Requirements	
	Monthly Avg. Conc. mg/l	Monthly Avg. Amount lb/day	Daily Max. Conc. mg/l	Daily Max. Amount lb/day	Measurement Frequency	Sample Type
Flow	report daily max. & monthly avg.				3/week	estimate
Fluoride	NA	NA	report	NA	1/month	composite
Nitrate/nitrite	NA	NA	report	NA	1/month	composite
Oil and Grease	10	NA	15	NA	3/week	grab
Phosphate (as P)	NA	NA	report	NA	1/month	composite
Gross alpha	NA	NA	report	NA	1/month	monthly composite
Gross beta	NA	NA	report	NA	1/month	monthly composite
Gross gamma	NA	NA	report	NA	1/month	monthly composite
Sulfate, total	report	NA	report	NA	1/week	composite
Iron, total	NA	NA	report	NA	1/month	composite
Beryllium, total	NA	NA	report	NA	1/month	composite
Cadmium, total	NA	NA	report	NA	1/month	composite
Copper, total	NA	NA	report	NA	1/month	composite
Lead, total	NA	NA	report	NA	1/month	composite
Mercury, total	report	NA	report	NA	1/week	composite
Zinc, total	NA	NA	report	NA	1/month	composite
Uranium, total	NA	NA	report	NA	1/month	monthly composite

The average of the measured daily flows for the month and the maximum daily flow for the month will be reported as million gallons per day.

Radioactivity results will be reported in pCi/L. The monitoring for the radioactivity and total uranium will be reported with the Discharge Monitoring Data for the following month. For instance, radioactivity monitoring results for the month of June would be reported with the July discharge monitoring data. A report of the isotope specific data will be submitted to the Division each quarter if further investigation of isotope-specific data have been triggered as part of the Radiological Monitoring Plan (see Permit Part III-H). Gross gamma shall be reported on the DMR, but other gamma may be required as specified in the Radiological Monitoring Plan.

Outfall 135

United States Department of Energy, Y-12 Site, is authorized to discharge cooling waters, cooling tower blowdown, condensate, and storm waters through Outfall 135 which discharges to the headwaters of East Fork Poplar Creek. The discharge may contain infiltrated ground water. Discharge 135 shall be limited and monitored by the permittee as specified below:

Outfall 135						
Effluent characteristics	Effluent limitations				Monitoring Requirements	
	Monthly Avg. Conc. mg/l	Monthly Avg. Amount lb/day	Daily Max. Conc. mg/l	Daily Max. Amount lb/day	Measurement Frequency	Sample Type
Flow	report daily max. & monthly avg.				3/week	estimate

The average of the measured daily flows for the month and the maximum daily flow for the month will be reported as million gallons per day.

Outfall 021

United States Department of Energy, Y-12 Site, is authorized to discharge cooling water, cooling tower blowdown, steam condensate, groundwater and storm water through Outfall 021 to East Fork Poplar Creek. Outfall 021 shall be limited and monitored by the permittee as specified below:

Outfall 021						
Effluent characteristics	Effluent limitations				Monitoring Requirements	
	Monthly Avg. Conc. mg/l	Monthly Avg. Amount lb/day	Daily Max. Conc. mg/l	Daily Max. Amount lb/day	Measurement Frequency	Sample Type
Flow	report daily max. & monthly avg.				3/week	estimate [1]
Total Residual Chlorine	0.080	NA	0.188	NA	3/week	grab
Temperature	report	NA	30.5 °C	NA	3/week	grab
pH	within the range 6.0 to 9.0				3/week	grab

[1] NOTE: Outfall 021 is to be sampled at a point which combines points designated as Outfalls 021 022 and 023 in the application materials. The Outfall 021 for this permit will reflect the combined discharge of these effluents. Flow from the cooling water pipe formerly designated as Outfall 021 shall be maintained and used to double check estimates of the combined flow since this pipe will constitute almost all the flow where storm water is not present.

The average of the measured daily flows for the month and the maximum daily flow for the month will be reported as million gallons per day.

Outfall 017

United States Department of Energy, Y-12 Site, is authorized to discharge storm waters, and groundwaters through Outfall 017 which discharges to East Fork Poplar Creek. Discharge 017 shall be limited and monitored by the permittee as specified below:

Outfall 017						
Effluent characteristics	Effluent limitations				Monitoring Requirements	
	Monthly Avg. Conc. mg/l	Monthly Avg. Amount lb/day	Daily Max. Conc. mg/l	Daily Max. Amount lb/day	Measurement Frequency	Sample Type
Flow	report daily max. & monthly average				1/week	estimate
pH	within the range 6.0 to 9.0				1/week	grab
Ammonia, as N	32.4	NA	64.8	NA	1/week	grab
Total Kjeldahl nitrogen	Report	NA	Report	NA	1/week	grab

The average of the measured daily flows for the month and the maximum daily flow for the month will be reported as million gallons per day.

A compliance schedule (Permit Part I-E) will be used to require interim treatment or otherwise prevent instream toxicity to aquatic organisms and for submission of an action plan for a treatment alternative and its implementation. Permittee must comply with the above ammonia limits by March 1, 1997.

Outfall 055

United States Department of Energy, Y-12 Site, is authorized to discharge Building 9201-2 sump waters, cooling waters, rain runoff through Outfall 055 to East Fork Poplar Creek. Discharge 055 shall be limited and monitored by the permittee as specified below:

Outfall 055						
Effluent characteristics	Effluent limitations				Monitoring Requirements	
	Monthly Avg. Conc. mg/l	Monthly Avg. Amount lb/day	Daily Max. Conc. mg/l	Daily Max. Amount lb/day	Measurement Frequency	Sample Type
Flow	report daily max. & monthly avg.				2/week	instantaneous
pH	within range 6.0-9.0				2/week	grab
Mercury	NA	NA	0.004	NA	2/week	grab
Total Residual Chlorine	NA	NA	0.5	NA	2/week	grab

The average of the measured daily flows for the month and the maximum daily flow for the month will be reported as million gallons per day.

Outfall 55A

United States Department of Energy, Y-12 Site, shall monitor treated sump water effluent at a monitoring point after the treatment unit and before mixing with the cooling and other waters discharged through Outfall 055 at a point designated as Outfall 55A. Outfall 55A shall be discharged through Outfall 055 to East Fork Poplar Creek until Outfall 550 is completed and monitoring of the mercury treatment system is conducted via the monitoring for Outfall 550. Discharge 55A shall be limited and monitored by the permittee as specified below:

Outfall 55A						
Effluent characteristics	Effluent limitations				Monitoring Requirements	
	Monthly Avg. Conc. mg/l	Monthly Avg. Amount lb/day	Daily Max. Conc. mg/l	Daily Max. Amount lb/day	Measurement Frequency	Sample Type
Flow	report daily max. & monthly avg.				2/week	instantaneous
pH	within range 6.0-9.0				2/week	grab
Mercury	NA	NA	0.004	NA	2/week	composite

The average of the measured daily flows for the month and the maximum daily flow for the month will be reported as million gallons per day.

Outfall 550

United States Department of Energy, Y-12 Site, is authorized to discharge mercury contaminated wastewaters which have been treated with a mercury treatment system through Outfall 550. Outfall 550 will discharge to East Fork Poplar Creek adjacent to Building 9201-2. Discharge 550 shall be limited and monitored by the permittee as specified below:

Outfall 550						
Effluent characteristics	Effluent limitations				Monitoring Requirements	
	Monthly Avg. Conc. mg/l	Monthly Avg. Amount lb/day	Daily Max. Conc. mg/l	Daily Max. Amount lb/day	Measurement Frequency	Sample Type
Flow	report daily max. & monthly avg.				1/week	instantaneous
pH	within range 6.0-9.0				1/week	grab
Mercury	0.002		0.004		1/week	composite

The average of the measured daily flows for the month and the maximum daily flow for the month will be reported as million gallons per day.

Outfall 551

United States Department of Energy, Y-12 Site, is authorized to discharge mercury contaminated wastewaters which have been treated with a mercury treatment system. This treatment system and Outfall (which is yet to be constructed at the time of permit issuance) will discharge to the storm sewer system that enters East Fork Poplar Creek at Outfall 200. This monitoring point for the treatment system that discharges to the storm sewer system will be designated as Outfall 551. Discharge 551 shall be limited and monitored by the permittee as specified below:

Outfall 551						
Effluent characteristics	Effluent limitations				Monitoring Requirements	
	Monthly Avg. Conc. mg/l	Monthly Avg. Amount lb/day	Daily Max. Conc. mg/l	Daily Max. Amount lb/day	Measurement Frequency	Sample Type
Flow	report daily max. & monthly avg.				1/week	instantaneous
pH	within range 6.0-9.0				1/week	grab
Mercury	0.002		0.004		1/week	composite

The average of the measured daily flows for the month and the maximum daily flow for the month will be reported as million gallons per day.

NOTE: Once constructed and operational, a Form 2C will be submitted for Outfall 550, and, if constructed, Outfall 551 (see Part III-O). The Form 2C shall be submitted within two years of the start of discharges from the system so that the characterization of the wastewater may be re-evaluated.

Outfall 051

United States Department of Energy, Y-12 Site, is authorized to discharge ground water through Outfall 051 to East Fork Poplar Creek. Discharge 051 shall be limited and monitored by the permittee as specified below:

Outfall 051						
Effluent characteristics	Effluent limitations				Monitoring Requirements	
	Monthly Avg. Conc. mg/l	Monthly Avg. Amount lb/day	Daily Max. Conc. mg/l	Daily Max. Amount lb/day	Measurement Frequency	Sample Type
Flow	report daily max. & monthly avg.				2/week	estimate
pH	within range 6.0-9.0				2/week	grab
Mercury [1]	report	NA	report	NA	1/week	grab

[1] Mercury is to be addressed through an overall site effort. After mercury remediation and treatment projects required under this permit are completed, the mercury loading to the creek from this outfall shall not exceed a level which is detrimental to water quality (see compliance schedule Permit Part I-E and Permit Part III-I).

The average of the measured daily flows for the month and the maximum daily flow for the month will be reported as million gallons per day.

Outfall 501

United States Department of Energy, Y-12 Site, is authorized to discharge process and other wastewaters which have been accepted for treatment at the Central Pollution Control Facility (CPCF) via waste acceptance procedures as described wastewater control procedures (see Permit Part III-F), through Outfall 501, an internal monitoring point for the Central Pollution Control Facility, which discharges to the storm sewer system going to the North/South pipe (Outfall 200) which discharges into the headwaters of East Fork Poplar Creek. Discharge 501 shall be limited and monitored by the permittee as specified below:

Outfall 501						
Effluent characteristics	Effluent limitations				Monitoring Requirements	
	Monthly Avg. Conc. mg/l	Monthly Avg. Amount lb/day	Daily Max. Conc. mg/l	Daily Max. Amount lb/day	Measurement Frequency	Sample Type
Flow	report daily max. & monthly avg. batch volume [3]				1/batch	estimate
pH	within range 6.0-9.0				1/batch	grab
Total suspended solids	31.0	NA	40.0	NA	1/batch	composite
Temperature	report	NA	report	NA	1/batch	grab
Total Toxic Organics, (TTO)	NA	NA	2.13	NA	[1] see below	[1] see below
Fluoride	report	NA	report	NA	1/batch	composite
Nitrate/nitrite	report	NA	100	NA	1/batch	composite
Oil and Grease	10	NA	15	NA	1/batch	grab
Phosphate (as P)	report	NA	report	NA	1/batch	composite
Gross alpha	report	NA	report	NA	1/month [2]	monthly composite
Gross beta	report	NA	report	NA	1/month [2]	monthly composite
Gross gamma	report	NA	report	NA	1/month [2]	monthly composite
Sulfate, total	report	NA	report	NA	1/batch	composite
MBAS	NA	NA	report	NA	[1] see below	composite
Boron, total	report	NA	report	NA	1/batch	composite
Iron, total	report	NA	report	NA	1/batch	composite
Beryllium	report	NA	report	NA	1/batch	composite
Cadmium, total	0.075	0.16	0.15	0.4	1/batch	composite
Chromium, total	0.5	1.0	1.0	1.7	1/batch	composite
Copper, total	0.5	1.2	1.0	2.0	1/batch	composite
Lead, total	0.10	0.26	0.20	0.4	1/batch	composite
Mercury, total	report	NA	report	NA	1/batch	composite
Nickel, total	2.38	1.4	3.98	2.4	1/batch	composite
Silver, total	0.05	0.14	0.05	0.26	1/batch	composite
Zinc, total	1.48	0.9	2.0	1.6	1/batch	composite
Cyanide, total	0.65	0.4	1.20	0.72	1/batch	grab
Total PCB	NA	NA	0.001	NA	[1] see below	composite
Chloride, total	report	NA	report	NA	1/batch	composite
Sodium, total	report	NA	report	NA	1/batch	composite
Potassium, total	report	NA	report	NA	1/batch	composite
Lithium, total	report	NA	report	NA	1/batch	composite

(continued)

United States Department of Energy, Y-12 Site, Outfall 501, which discharges from CPCF to storm sewer going to the North/Sou Pipes to the headwaters of East Fork Poplar Creek.

Outfall 501 (continued)						
Effluent characteristics	Effluent limitations				Monitoring Requirements	
	Monthly Avg. Conc. mg/l	Monthly Avg. Amount lb/day	Daily Max. Conc. mg/l	Daily Max. Amount lb/day	Measurement Frequency	Sample Type
Calcium, total	report	NA	report	NA	1/batch	composite
Magnesium, total	report	NA	report	NA	1/batch	composite
Uranium, total	report	NA	report	NA	1/month	monthly composite
48 hour LC_{50} will be determined as described in Part III-C					1/quarter	composite

The average of the measured daily flows for the month and the maximum daily flow for the month will be reported as million gallons per day.

[1] Analyses for TTO, MBAS and PCBs shall be conducted on a sample immediately prior to a carbon column replacement. The volatile organics part of the TTO shall be collected by grab sample. An analyses must be made at least once per year whether the carbon column is replaced or not.

[2] Radioactivity results will be reported in pCi/L. The monitoring for the radioactivity and total uranium will be reported with the Discharge Monitoring Data for the following month. For instance, radioactivity monitoring results for the month of June would be reported with the July discharge monitoring data. A report of the isotope specific data will be submitted to the Division each quarter if further investigation of isotope-specific data have been triggered as part of the Radiological Monitoring Plan (see Permit Part III-H). Gross gamma shall be reported on the DMR, but other gamma may be required as specified in the Radiological Monitoring Plan.

[3] The number of batches discharged shall be included as a note on the DMR for the month.

Outfall 502

United States Department of Energy, Y-12 Site, is authorized to discharge process and other wastewaters which have been accepted for treatment via waste acceptance procedures for the West End Treatment Facility (WETF) through Outfall 502, an internal monitoring point for the West End Treatment Facility, which discharges to the storm sewer system going to the North/South pipe which discharges into the headwaters of East Fork Poplar Creek (Outfall 200). Discharge 502 shall be limited and monitored by the permittee as specified below:

Outfall 502						
Effluent characteristics	Effluent limitations				Monitoring Requirements	
	Monthly Avg. Conc. mg/l	Monthly Avg. Amount lb/day	Daily Max. Conc. mg/l	Daily Max. Amount lb/day	Measurement Frequency	Sample Type
Flow	report daily max. & monthly avg.				3/week	instantaneous
pH	within range 6.0-9.0				3/week	grab
Total suspended solids	31.0	18.6	40.0	36.0	3/week	composite
Temperature	report	NA	report	NA	3/week	grab
Total Toxic Organics. (TTO)	NA	NA	2.13	NA	1/month [1]	composite [1]
Fluoride	report	NA	report	NA	1/week	composite
Nitrate/nitrite	100	NA	150	NA	3/week	composite
Oil and Grease	10	NA	15	NA	3/week	grab
Phosphate (as P)	report	NA	report	NA	3/week	composite
Gross alpha	NA	NA	report	NA	1/month [2]	monthly composite
Gross beta	NA	NA	report	NA	1/month [2]	monthly composite
Gross gamma	NA	NA	report	NA	1/month [2]	monthly composite
Sulfate, total	report	NA	report	NA	1/week	composite
Boron, total	NA	NA	report	NA	1/month	composite
Iron, total	NA	NA	report	NA	1/month	composite
Manganese, total	NA	NA	report	NA	1/month	composite
Beryllium, total	NA	NA	report	NA	1/month	composite
Arsenic, total	NA	NA	report	NA	1/month	composite
Cadmium, total	0.075	0.16	0.15	0.4	3/week	composite
Chromium, total	0.5	1.0	1.0	1.7	1/month	composite
Copper, total	0.5	1.2	1.0	2.0	3/week	composite
Lead, total	0.10	0.26	0.20	0.4	3/week	composite
Mercury, total	report	NA	report	NA	3/week	composite
Nickel, total	2.38	1.4	3.98	2.4	3/week	composite
Selenium, total	NA	NA	report	NA	1/month	composite
Silver, total	0.05	0.14	0.05	0.26	3/week	composite
Zinc. total	1.48	0.9	2.0	1.6	3/week	composite
Cyanide, total	0.65	0.4	1.20	0.72	3/week	grab

(continued)

United States Department of Energy, Y-12 Site, Outfall 502, which discharges from WETF to storm sewer going to the North/South Pipes to the headwaters of East Fork Poplar Creek.

Outfall 502 (continued)						
Effluent characteristics	Effluent limitations				Monitoring Requirements	
	Monthly Avg. Conc. mg/l	Monthly Avg. Amount lb/day	Daily Max. Conc. mg/l	Daily Max. Amount lb/day	Measurement Frequency	Sample Type
Total PCB	NA	NA	0.001	NA	1/month	composite
Chloride, total	**report**	**NA**	**report**	**NA**	**3/week**	**composite**
Sodium, total	report	NA	report	NA	3/week	composite
Potassium, total	**report**	**NA**	**report**	**NA**	**3/week**	**composite**
Lithium, total	report	NA	report	NA	1/week	composite
Calcium, total	**report**	**NA**	**report**	**NA**	**3/week**	**composite**
Magnesium, total	report	NA	report	NA	3/week	composite
Uranium, total	**NA**	**NA**	**report**	**NA**	**1/month**	**monthly composite**
48 hour LC_{50} will be made as described in Part III-C					1/quarter	composite

The average of the measured daily flows for the month and the maximum daily flow for the month will be reported as million gallons per day.

[1]Analyses for TTO shall be conducted on a composited sample, but the volatiles portion of the TTO shall be collected by a grab sample.

[2] Radioactivity results will be reported in pCi/L. The monitoring for the radioactivity and total uranium will be reported with the Discharge Monitoring Data for the following month. For instance, radioactivity monitoring results for the month of June would be reported with the July discharge monitoring data. A report of the isotope specific data will be submitted to the Division each quarter if further investigation of isotope-specific data have been triggered as part of the Radiological Monitoring Plan (see Permit Part III-H). Gross gamma shall be reported on the DMR, but other gamma may be required as specified in the Radiological Monitoring Plan.

Outfall 503

United States Department of Energy, Y-12 Site, is authorized to discharge storm waters. coal pile runoff, softener regeneration wastewaters. cooling waters and wastewaters which have been accepted for treatment via waste acceptance procedures for the Steam Plant Wastewater Treatment Facility (SPWTF) and any infiltrated groundwater. through Outfall 503, an internal monitoring point for the SPWTF, which discharges to the storm sewer system going to the North/South pipe which discharges into the headwaters of East Fork Poplar Creek. Discharge 503 shall be limited and monitored by the permittee as specified below:

Outfall 503						
Effluent characteristics	Effluent limitations				Monitoring Requirements	
	Monthly Avg. Conc. mg/l	Monthly Avg. Amount lb/day	Daily Max. Conc. mg/l	Daily Max. Amount lb/day	Measurement Frequency	Sample Type
Flow	report daily max. & monthly avg.				3/week	instantaneous
pH	within range 6.0-9.0				3/week	grab
Total suspended solids	30.0	125	40.0	417	1/week	composite
Temperature	report	NA	report	NA	3/week	grab
Fluoride	NA	NA	report	NA	1/week	composite
Oil and Grease	10	62.6	15	83.4	3/week	grab
Sulfate, total	report	NA	report	NA	1/week	composite
Iron, total	1.0	4.17	1.0	4.17	3/week	composite
Arsenic, total	NA	NA	report	NA	1/month	composite
Beryllium, total	NA	NA	report	NA	1/month	composite
Boron. total	report	NA	report	NA	1/week	composite
Cadmium, total	0.075	NA	0.15	NA	1/month	composite
Chromium, total	0.20	0.83	0.20	0.83	1/quarter	composite
Copper, total	0.20	4.17	0.40	4.17	1/week	composite
Lead, total	0.10	NA	0.20	NA	1/month	composite
Zinc, total	1.0	4.17	1.0	4.17	1/month	composite
Chloride, total	report	NA	report	NA	1/week	composite
Sodium, total	report	NA	report	NA	1/week	composite
Mercury, total	report	NA	report	NA	1/week	composite
48 hour LC_{50} will be determined as described in Part III-C					1/quarter	composite

There shall be no discharge of PCB through Outfall 503.

The average of the measured daily flows for the month and the maximum daily flow for the month will be reported as million gallons per day.

Outfall 512

United States Department of Energy, Y-12 Site, is authorized to discharge treated groundwaters and wastewaters which have been accepted for treatment via waste acceptance procedures for the Groundwater Treatment Facility (GWTF); through Outfall 512, an internal monitoring point for the GWTF, which discharges to the storm sewer system going to the North/South pipe which discharges into the headwaters of East Fork Poplar Creek. Discharge 512 shall be limited and monitored by the permittee as specified below:

Outfall 512						
Effluent characteristics	Effluent limitations				Monitoring Requirements	
	Monthly Avg. Conc. mg/l	Monthly Avg. Amount lb/day	Daily Max. Conc. mg/l	Daily Max. Amount lb/day	Measurement Frequency	Sample Type
Flow	report daily max. & monthly average				continuous	recorder
pH	within range 6.0-9.0				3/week	instantaneous
Iron, total	report	NA	1.0	NA	3/week	composite
Manganese, total	report	NA	report	NA	3/week	composite
Copper, total	NA	NA	report	NA	1/month	composite
Lead, total	NA	NA	report	NA	1/month	composite
Total PCB	NA	NA	0.001	NA	1/month	composite
Gross alpha	NA	NA	report	NA	1/month [1]	monthly composite
Gross beta	NA	NA	report	NA	1/month [1]	monthly composite
Gross gamma	NA	NA	report	NA	1/month [1]	monthly composite
48 hour LC_{50} will be made as described in Part III-C					1/quarter	composite

The average of the measured daily flows for the month and the maximum daily flow for the month will be reported as million gallons per day.

[1] Radioactivity results will be reported in pCi/L. The monitoring for the radioactivity and total uranium will be reported with the Discharge Monitoring Data for the following month. For instance, radioactivity monitoring results for the month of June would be reported with the July discharge monitoring data. A report of the isotope specific data will be submitted to the Division each quarter if further investigation of isotope-specific data have been triggered as part of the Radiological Monitoring Plan (see Permit Part III-H). Gross gamma shall be reported on the DMR, but other gamma may be required as specified in the Radiological Monitoring Plan.

Outfall 520

United States Department of Energy, Y-12 Site, is authorized to discharge steam condensate through Outfall 520, an internal monitoring point, which discharges to the storm sewer system going to the North/South pipe which discharges into the headwaters of East Fork Poplar Creek. Discharge 520 shall be limited and monitored by the permittee as specified below:

Outfall 520						
Effluent characteristics	Effluent limitations				Monitoring Requirements	
	Monthly Avg. Conc. mg/l	Monthly Avg. Amount lb/day	Daily Max. Conc. mg/l	Daily Max. Amount lb/day	Measurement Frequency	Sample Type
Flow	monitor and maintain records [1]			...	3/week	estimate
pH	within range 6.0-9.0				1/week	grab
Total Dissolved Solids	NA	NA	report	NA	1/week	grab

[1] Flow records shall be made available for review by State and Federal regulatory personnel with an appropriate level of clearance.

Outfall 520 shall be included in the Radiological Monitoring Plan (see Permit Part III-H). A summary report of chemical, radiological and biological data from the discharges related to this outfall will be made once per year.

Narrative Conditions/Requirements for Discharges

There shall be no distinctly visible solids, scum, foam, oily slick, or the formation of slimes, bottom deposits or sludge banks in the receiving waters from the discharges.

The wastewater discharge must result in no other materials in concentrations sufficient to be hazardous or otherwise detrimental to humans, livestock, wildlife, plant life, or fish and aquatic life in the receiving stream.

Sludge or any other material removed by any treatment works must be disposed of in a manner which prevents its entrance into or pollution of any surface or subsurface waters. Additionally, the disposal of such sludge or other material must be in compliance with the Tennessee Solid Waste Disposal Act, TCA 68-31-101 et seq. and the Tennessee Hazardous Waste Management Act, TCA 68-46-101 et seq.

The wastewater discharge must not cause an objectionable color contrast in the receiving stream.

It is recognized that the temperature of the cooling water discharges will be greater than the temperature of the water prior to its use for cooling or other purposes. This discharge must not cause the temperature change in East Fork Poplar Creek to exceed 3C° relative to an upstream control point. Also, this discharge must not cause the temperature of East Fork Poplar Creek to exceed 30.5° C (except as a result of natural causes), and this discharge must not cause the maximum rate of temperature change in East Fork Poplar Creek to exceed 2C° per hour (except as a result of natural causes). Compliance with this requirement will be evaluated through a temperature profile of the creek as described in permit Part III-M.

B. MONITORING PROCEDURES

1. Representative Sampling

Samples and measurements taken in compliance with the monitoring requirements specified above shall be representative of the volume and nature of the monitored discharges. Treated wastewaters, cooling waters and other non-storm water effluents from outfalls shall be sampled after treatment and prior to mixing with uncontaminated storm runoff or the receiving waters.

Storm water sampling shall be made as designated in the Storm Water Pollution Prevention Plan which is approved by the Division. Monitoring in waters of the State shall be representative of the waters being monitored.

Where parameters are below detection limits, determination of compliance with daily maximum limitations will be assumed whenever analyses are below detection. Determination of compliance with monthly average limits will use a zero in place of all values that are below the detection level. Analyses used to show compliance with permit conditions must either use a method with a detection level that demonstrates compliance with permit limits or be analyzed with methodology having a detection level recognized by the Division of Water Pollution Control such as the levels listed in TN Rule 1200-4-3-.05(8) or detection level recognized by EPA for those chemicals not listed in the Tennessee Rules.

2. Test Procedures

a. Test procedures for the analysis of pollutants shall conform to regulations published pursuant to Section 304 (h) of the Clean Water Act, as amended, under which such procedures may be required.

b. Unless otherwise noted in c. below, all pollutant parameters shall be determined according to methods prescribed in Title 40, CFR, Part 136, as amended, promulgated pursuant to Section 304 (h) of the Act.

c. Radiological monitoring shall be made according to EPA methods 900.0 for alpha and beta scans, 901.1 for gamma scans, 905.0 for total radioactive strontium (^{89}Sr + ^{90}Sr), and 906.0 for tritium and 908.0 where radiological analyses are made for uranium isotopes. Changes or modifications to these methodologies may be made as needed when scientifically justified for a particular sample. Results of radiological monitoring shall be reported as pCi/L.

d. Because of the low total residual chlorine permit limits, acceptable methodologies for sampling total residual chlorine shall be restricted to amperometric titration, the DPD (n.n- diethyl- *p* -phenylenediamine) colorimetric method or use of a specific ion electrode.

3. Recording of Results

For each measurement or sample taken pursuant to the requirements of this permit, the permittee shall record the following information:

a. The exact place, date, and time of sampling;
b. The exact person(s) collecting samples;
c. The dates and times the analyses were performed;
d. The person(s) or laboratory who performed the analyses;
e. The analytical techniques or methods used, and;
f. The results of all required analyses.

4. Records Retention

All records and information resulting from the monitoring activities required by this permit including all records of analyses performed and calibration and maintenance of instrumentation shall be retained for a minimum of three (3) years, or longer if requested by the Division of Water Pollution Control.

C. DEFINITIONS

The **"daily maximum concentration"** is a limitation on the average concentration, in milligrams per liter, of the discharge during any calendar day. When a proportional-to-flow composite sampling device is used, the daily concentration is the concentration of that 24-hour composite.

The **"daily maximum amount"** is a limitation on the total amount of any pollutant in the discharge by weight during any calendar day.

The **"monthly average concentration"**, a limitation on the discharge concentration in milligrams per liter, is the arithmetic mean of all individual concentrations determined in a one-month period. The Division may, by letter, increase the monitoring frequency and/or establish a monthly and/or weekly average limit. For purposes of determining compliance with this permit, all analyses which are below the Division's recognized detection limits will be assigned a value of zero when the monthly average concentration is computed.

The **"monthly average amount"**, a discharge limitation, means the total discharge by weight during a calendar month divided by the number of days in the month that the production or commercial facility was operating. Where less than daily sampling is required by a Permit, the monthly average amount shall be determined by the summation of all the measured daily discharges by weight divided by the number of days during the calendar month when the measurements were made. For purposes of determining compliance with this permit, all analyses which are below the Division's recognized detection limits will be assigned a value of zero when the monthly average amount is computed.

A **"composite sample"**, for the purposes of this permit, is said to be a sample collected continuously over a period of 24 hours at a rate proportional to the flow except for flow-weighted or time-weighted composite storm water monitoring samples associated with the Storm Water Pollution Prevention Plan.

A **"monthly composite sample"** for the purposes of this permit is a sample made by combining at least 4 separate 24 hour composite samples collected in separate weeks of the month at a rate proportional to the flow. Individual composites may be analyzed separately and the results averaged and reported as the monthly composite sample. If sampling cannot be made for four separate weeks of the month, the monthly composite samples shall be composited (or the analyses averaged) for those week(s) of the month in which sampling could be made.

For the purpose of this permit a **"quarter"** is defined as any one of the following three month periods: January 1 through March 31, April 1 through June 30, July 1 through September 30, October 1 through December 31.

For the purpose of this permit a **"calendar day"** is defined as any 24-hour period.

For the purpose of this permit a **"year"** is defined as any twelve month period. For the purposes of compliance with the permit's monitoring requirements for outfalls and monitoring points such as a frequency of once per year or twice per year (annual or semi-annual monitoring) a year shall refer to a twelve month period that starts with the effective date of the permit.

D. REPORTING

1. Monitoring Results

Monitoring results shall be recorded monthly and submitted monthly using Discharge Monitoring Report Forms supplied by the Division of Water Pollution Control. The top two copies of each report are to be submitted, one to the TN Division of DOE Oversight and one to central office. A copy should be retained for the permittee's files.

As an alternative to the submission of Discharge Monitoring Reports (DMR) mentioned above, monitoring results may be submitted using both computer input media and paper forms. Submission of data with a computer format in addition to the paper DMR forms shall be made only with the authorization of the Director. The permittee may submit its data in a format which allows direct input into the EPA Permit Compliance System.

Submittals shall be made or postmarked no later than 15 days after the completion of the reporting period for DMRs submitted only on paper. Submittals of paper copies along with electronic media shall be made no later than the last working day of the month following completion of the reporting period. Discharge Monitoring Reports or other

communications regarding data submissions or compliance with the terms of the permit shall be sent to:

Division of Water Pollution Control
Attention: Compliance Review
401 Church Street, 6th Floor, L & C Annex
Department of Environment & Conservation
Nashville, Tennessee 37243-1534

The first Discharge Monitoring Report or data submission is due

Discharge Monitoring Reports must be submitted under cover letter signed and certified by a responsible corporate officer, as defined at 40 CFR 122.22, or a general partner or proprietor, or a principal municipal executive officer or ranking elected official, or a duly authorized representative. Such authorization must be submitted in writing and must explain the duties and responsibilities of the authorized representative. Individual DMR reports must be initialed by the person reviewing the document and may be stamped with the signature of the responsible officer.

Computerized submittals of data must be made under authority of the permittee's authorized representative through the methods agreed upon in advance by the permittee and the Division.

2. Additional Monitoring by Permittee

If the permittee monitors any pollutant at the location(s) designated herein more frequently than required by this permit, using approved analytical methods as specified above, the results of such monitoring shall be included in the calculation and reporting of the values required in the Discharge Monitoring Report Form or in the computerized data submission. Such increased frequency shall also be indicated. If data are related to the Storm Water Pollution Prevention Plan, the data may be submitted in a report for Storm water data rather than the DMR.

3. Falsifying Reports

Knowingly making any false statement on any report required by this permit may result in the imposition of criminal penalties as provided for in Section 309 of the Federal Water Pollution Control Act, as amended, and in Section 69-3-115 of the Tennessee Water Quality Control Act.

E. SCHEDULES OF COMPLIANCE

The following schedules shall be used for achieving compliance with permit limits or for accomplishing projects required in the permit. The permittee shall provide a brief summary of the status of these projects once every six months after the effective date of the permit.

Mercury Treatment and Remediation

Within the dates listed below, the permittee shall comply with the requirements listed. This compliance schedule shall begin on the effective date of this permit and shall continue until the dates listed. The permittee shall be in compliance with the limits set forth for total mercury after the dates listed below.

By December 1, 1995:
The permittee shall have completed the source elimination project to replace/clean piping in Building 9201-2 by December 1, 1995.

By June 1, 1996:
The permittee shall have completed the source elimination project to replace/clean piping in Building 9201-5 by June 1, 1996.

By September 1, 1996:
The permittee shall have completed the source elimination project to replace/clean piping in Building 9201-4 by September 1, 1996.

By January 1, 1997:
The permittee shall have completed the source elimination project to replace/clean piping in Building 9204-4 by January 1, 1997.

By January 1, 1998:
The permittee shall have a permanent mercury treatment system(s) installed and shall be treating sump waters from Buildings 9201-2, 9201-5, 9201-4, & 9204-4.

By December 31, 1998:
The permittee shall have reduced mercury loading to the creek, calculated as an average of daily values over a three month period, to less than 5 grams per day as measured in the water column at Station 17 for flows less than 15 Million Gallons per Day. The monitoring of mercury at Station 17 shall consist of at least 60 daily analyses per quarter. Mercury loading data at Station 17 shall be calculated and reported for all days for which data are collected. However, for purposes of determining compliance with the 5 gram per day loading, the calculation of mercury loading may omit days during which flow volume exceeded 15 million gallons due to precipitation runoff.

By April 27, 2000:
The permittee shall demonstrate compliance with the state's chronic water quality criteria for fish and aquatic life by the close of the permit period. Thus, the permittee shall demonstrate compliance with a total mercury concentration corresponding to the chronic criteria of 0.012 ug/L as an instream value measured at Station 17 by the close of the permit period. This value equals 0.32 grams mercury per day for a flow of 7 MGD. For the purposes of this permit if the chronic criteria for total mercury is changed before the close of this permit's period, that criteria revision may be used to evaluate compliance with this requirement to meet the state's chronic water quality criteria.

Addition of Clinch River Raw Water

By March 1, 1997, the permittee shall comply with the Permit Part III-K requirement that a minimum flow of 7 million gallons per day be maintained at Station 17 for East Fork Poplar Creek as it leaves the Y-12 site (determined as an averaged flow throughout the day, not as an instantaneous value). There shall be an accurate way to measure flows going past Station 17.

Ammonia Reduction at Outfall 017

By March 1, 1997, the permittee shall attain compliance with the permit limits of 32.4 mg/l ammonia (reported as Nitrogen) for a monthly average concentration and 64.8 mg/l as a daily maximum. This compliance schedule shall begin on the effective date of this permit

and shall continue until the date listed. The permittee shall be in compliance with the limit set forth for ammonia after February 1997.

During this time frame the permittee shall provide interim treatment for the discharge or implement management practices which will prevent instream toxicity to aquatic organisms. Further, the permittee shall submit a proposed action plan and preliminary engineering report to the Division for review and comment within 180 days of the effective date of this permit. This plan and report shall include the proposal for treating the ammonia contamination at Outfall 017 and/or proposal for remediation of ground water contamination which is contaminating the discharge. The plan may also include any proposals that could be used to mitigate instream toxicity from the ammonia going to the creek.

The permittee shall submit plans and specifications, if appropriate, for the remedial actions set forth in the approved action plan and preliminary engineering report within 180 days of receipt of the approval for the action plan and preliminary engineering report by the Division.

The permittee shall begin all remedial activities set forth in the approved action plan and engineering report as soon as possible, but compliance with permit limits must be obtained by March 1, 1997.

PART II

A. GENERAL PROVISIONS

1. Duty to Reapply

Permittee is not authorized to discharge after the expiration date of this permit. In order to receive authorization to discharge beyond the expiration date, the permittee shall submit such information and forms as are required to the Director no later than 180 days prior to the expiration date.

2. Right of Entry

The permittee shall allow the Director, the Regional Administrator of the U.S. Environmental Protection Agency, or their authorized representatives, upon the presentation of credentials:

a. To enter upon the permittee's premises where an effluent source is located or where records are required to be kept under the terms and conditions of this permit, and at reasonable times to copy these records;

b. To inspect at reasonable times any monitoring equipment or method or any collection, treatment, pollution management, or discharge facilities required under this permit; and

c. To sample at reasonable times any discharge of pollutants.

3. Availability of Reports

Except for data determined to be confidential under Section 308 of the Federal Water Pollution Control Act, as amended, all reports prepared in accordance with the terms of this permit shall be available for public inspection at the offices of the Division of Water Pollution Control. As required by the Federal Act, operational data shall not be considered confidential.

4. Proper Operation and Maintenance

a. The permittee shall at all times properly operate and maintain all facilities and systems (and related appurtenances) for collection and treatment which are installed or used by the permittee to achieve compliance with the terms and conditions of this permit. Proper operation and maintenance also includes adequate laboratory and process controls and appropriate quality assurance procedures. This provision requires the operation of backup or auxiliary facilities or similar systems which are installed by a permittee only when the operation is necessary to achieve compliance with the conditions of the permit.

b. Where a backup power source is provided for the treatment system or a pumping station, the power source must be tested once per month to prove reliability. The date of this test shall be recorded and records shall be kept on site.

c. Dilution water shall not be added to comply with requirements for effluents which are based on effluent guidelines for treatment facilities.

5. Treatment Facility Failure (Industrial Sources)

The permittee, in order to maintain compliance with this permit, shall control production, all discharges or both, upon reduction, loss, or failure of the treatment facility, until the facility is restored or an alternative method of treatment is provided. This requirement applies in such situations as the reduction, loss, or failure of the primary source of power.

6. Property Rights

The issuance of this permit does not convey any property rights in either real or personal property, or any exclusive privileges, nor does it authorize any injury to private property or any invasion of personal rights, nor any infringement of Federal, State, or local laws or regulations.

7. Severability

The provisions of this permit are severable. If any provision of this permit due to any circumstance, is held invalid, then the application of such provision to other circumstances and to the remainder of this permit shall not be affected thereby.

8. Other Information

If the permittee becomes aware that he failed to submit any relevant facts in a permit application, or submitted incorrect information in a permit application or in any report to the Director, then he shall promptly submit such facts or information.

B. CHANGES AFFECTING THE PERMIT

1. Planned Changes

The permittee shall give notice to the Director as soon as possible if any planned physical alterations or additions to the permitted facility. Notice is required only when:

a. The alteration or addition to a permitted facility may meet one of the criteria for determining whether a facility is a new source in 40 CFR 122.29(b); or

b. The alteration or addition could significantly change the nature or increase the quantity of pollutants discharged. This notification applies to pollutants which are subject neither to effluent limitations in the permit, nor to notification requirements under 40 CFR 122.42(a)(1).

2. Permit Modification, Revocation, or Termination

a. This permit may be modified, revoked and reissued, or terminated for cause as described in 40 CFR 122.62 and 122.64, Federal Register, Volume 49, No. 188 (Wednesday, September 26, 1984), as amended.

b. The permittee shall furnish to the Director, within a reasonable time, any information which the Director may request to determine whether cause exists for modifying, revoking and reissuing, or terminating this permit, or to determine compliance with this permit. The permittee shall also furnish to the Director, upon request, copies of records required to be kept by this permit.

c. If any applicable effluent standard or prohibition (including any schedule of compliance specified in such effluent standard or prohibition) is established for any toxic pollutant

under Section 307(a) of the Federal Water Pollution Control Act, as amended, the Director shall modify or revoke and reissue the permit to conform to the prohibition or to the effluent standard, providing that the effluent standard is more stringent than the limitation in the permit on the toxic pollutant. The permittee shall comply with these effluent standards or prohibitions within the time provided in the regulations that establish these standards or prohibitions, even if the permit has not yet been modified or revoked and reissued to incorporate the requirement.

3. Change of Ownership

This permit may be transferred to another person by the permittee if:

a. The permittee notifies the Director of the proposed transfer at least 30 days in advance of the proposed transfer date;

b. The notice includes a written agreement between the existing and the new permittees containing a specified date for transfer of permit responsibility, coverage, and liability between them; and

c. The Director, within 30 days, does not notify the current permittee and the new permittee of his intent to modify, revoke and reissue, or terminate the permit and to require that a new application be filed rather than agreeing to the transfer of the permit.

4. Change of Mailing Address

The permittee shall promptly provide to the Director written notice of any change of mailing address. In the absence of such notice the original address of the permittee will be assumed to be correct.

C. NONCOMPLIANCE

1. Effect of Noncompliance

All discharges shall be consistent with the terms and conditions of this permit. Any permit noncompliance constitutes a violation of applicable State and Federal laws and is grounds for enforcement action, permit termination, permit modification, or denial of permit reissuance.

2. Reporting of Noncompliance

a. 24-Hour Reporting

In the case of any noncompliance which would cause a threat to public drinking supplies, or any other discharge which could constitute a threat to human health or the environment, the required notice of noncompliance shall be provided to the Tennessee Division of DOE Oversight or the Knoxville Field Office within 24 hours from the time the permittee becomes aware of the circumstances. (These offices should be contacted for names and phone numbers of emergency response personnel.)

A written submission must be provided within ten (10) days of the time the permittee becomes aware of the circumstances unless this requirement is waived by the Director on a case-by-case basis. The permittee shall provide the Director with the following information:

i. A description of the discharge and cause of noncompliance;

ii. The period of noncompliance, including exact dates and times or, if not corrected, the anticipated time the noncompliance is expected to continue; and

iii. The steps being taken to reduce, eliminate, and prevent recurrence of the noncomplying discharge.

b. Scheduled Reporting

For instances of noncompliance which are not reported under subparagraph 2. a. above, the permittee shall report the noncompliance on the Discharge Monitoring Report. The report shall contain all information concerning the steps taken, or planned, to reduce, eliminate, and prevent recurrence of the violation and the anticipated time the violation is expected to continue.

3. Bypassing

a. **"Bypass"** means the discharge of wastes from any portion of the collection or treatment system other than through the permitted outfalls.

b. Bypassing is prohibited except where necessary to prevent loss of life or severe property damage, or where excessive storm drainage or runoff would damage treatment or containment facilities.

c. No new or additional flows shall be added upstream of any point in the collection system which experiences chronic bypassing (greater than 5 events per year). Unless there is specific enforcement action to the contrary, the permittee is relieved of this requirement after the State has reviewed and approved a plan for correction of the problem and the correction work is underway.

4. Diversion

a. **"Diversion"** is the intentional rerouting of wastewater within a treatment facility away from a biological portion of the treatment facility.

b. A diversion is permissible only when necessary to protect the active biomass from a wash-out due to peak flow events and when this action does not cause effluent limitations to be exceeded.

5. Upset

a. **"Upset"** means an exceptional incident in which there is unintentional and temporary noncompliance with technology-based effluent limitations because of factors beyond the reasonable control of the permittee. An upset does not include noncompliance to the extent caused by operational error, improperly designed treatment facilities, inadequate treatment facilities, lack of preventive maintenance, or careless or improper operation.

b. An upset shall constitute an affirmative defense to an action brought for noncompliance with such technology - based permit effluent limitations if the permittee demonstrates, through properly signed, contemporaneous operating logs, or other relevant evidence that:

i. An upset occurred and that the permittee can identify the cause(s) of the upset;

ii. The permitted facility was at the time being operated in a prudent and workman-like manner and in compliance with proper operation and maintenance procedures;

iii The permittee submitted information required under "Reporting of Noncompliance" within 24 hours of becoming aware of the upset (if this information is provided orally, a written submission must be provided within five days); and

iv. The permittee complied with any remedial measures required under "Adverse Impact."

6. Washout

a. For domestic wastewater plants only, a "washout" shall be defined as loss of Mixed Liquor Suspended Solids (MLSS) of 30% or more. This refers to the MLSS in the aeration basin(s) only. This does not include MLSS decrease due to solids wasting to the sludge disposal system. A washout can be caused by improper operation or from peak flows due to infiltration and inflow.

b. A washout is prohibited. If a washout occurs the permittee must report the incident to the appropriate field office within 24 hours by telephone. A written submission must be provided within five days. The washout must be noted on the discharge monitoring report. Each day of a washout is a separate violation.

7. Adverse Impact

The permittee shall take all reasonable steps to minimize any adverse impact to the waters of Tennessee resulting from noncompliance with this permit, including such accelerated or additional monitoring as necessary to determine the nature and impact of the noncomplying discharge. It shall not be a defense for the permittee in an enforcement action that it would have been necessary to halt or reduce the permitted activity in order to maintain compliance with the conditions of this permit.

D. LIABILITIES

1. Civil and Criminal Liability

Except as provided in permit conditions or "Bypassing", "Diversion", "Upset", and "Treatment Facility Failures", nothing in this permit shall be construed to relieve the permittee from civil or criminal penalties for noncompliance. Notwithstanding this permit, the permittee shall remain liable for any damages sustained by the State of Tennessee, including but not limited to fish kills and losses of aquatic life and/or wildlife, as a result of the discharge of wastewater to any surface or subsurface waters. Additionally, notwithstanding this Permit, it shall be the responsibility of the permittee to conduct its wastewater treatment and/or discharge activities in a manner such that public or private nuisances or health hazards will not be created.

2. Liability Under State Law

Nothing in this permit shall be construed to preclude the institution of any legal action or relieve the permittee from any responsibilities, liabilities, or penalties established pursuant to any applicable State law or the Federal Water Pollution Control Act, as amended.

PART III
OTHER REQUIREMENTS

A. TOXIC POLLUTANTS

The permittee shall notify the Division of Water Pollution Control as soon as it knows or has reason to believe:

a. That any activity has occurred or will occur which would result in the discharge on a routine or frequent basis, of any toxic substance(s) (listed at 40 CFR 122, Appendix D, Table II and III) which is not limited in the permit, if that discharge will exceed the highest of the following "notification levels":

(1) One hundred micrograms per liter (100 ug/l);
(2) Two hundred micrograms per liter (200 ug/l) for acrolein and acrylonitrile; five hundred micrograms per liter (500 ug/l) for 2,4-dinitrophenol and for 2-methyl-4,6-dinitrophenol; and one milligram per liter (1 mg/l) for antimony;
(3) Five (5) times the maximum concentration value reported for that pollutant(s) in the permit application in accordance with 122.21(g)(7); or
(4) The level established by the Director in accordance with 122.44(f).

b. That any activity has occurred or will occur which would result in any discharge, on a non-routine or infrequent basis, of a toxic pollutant which is not limited in the permit, if that discharge will exceed the highest of the following "notification levels":

(1) Five hundred micrograms per liter (500 ug/l);
(2) One milligram per liter (1 mg/l) for antimony;
(3) Ten (10) times the maximum concentration value reported for that pollutant in the permit application in accordance with 122.21(g)(7); or
(4) The level established by the Director in accordance with 122.44(f).

B. COOLING TOWER REQUIREMENTS

The permittee shall notify the Division of Water Pollution control not less than three months prior to application of wood preservative chemicals in any cooling tower and the expected maximum concentration of toxicants that are expected in the cooling tower blowdown. During the first week of cooling tower operation following a reapplication of wood preservatives, the permittee shall begin an acute toxicity testing program as described in Part III of the permit unless directed otherwise by the Director. Notification and testing also shall be required at the time of future treatments.

If the cooling tower or cooling system contains components composed of asbestos-containing materials which may come in contact with the water, the permittee shall notify the Division of Water Pollution Control and shall test the tower blowdown for asbestos fibers on a quarterly basis. Results of asbestos testing shall be submitted as an attachment to the Discharge Monitoring Report for the period during which the tests were conducted.

C. BIOMONITORING REQUIREMENTS, CHRONIC

The permittee shall conduct a 3-Brood *Ceriodaphnia dubia* Survival and Reproduction Test and a 7-Day Fathead Minnow (*Pimephales promelas*) Larval Survival and Growth Test on samples of final effluent from Outfall 201. All tests should include concentrations at the LC_{50} level, NOEC level, at 4/5 of the LC_{50} and at 4/5 of the NOEC. Toxicity will be demonstrated if more than 50% lethality of the test organisms occurs in 96 hours in 100% effluent or the no observable effect concentration (NOEC) for survival, reproduction, and growth is less than 100%. All tests for Outfall 201 will use a minimum of three 24-hour composite samples of final effluent. If, in any control, more than 10% of the test organisms die in 96 hours or more than 20% of the test organisms die in 7 days, the test (control end effluent) is considered invalid and the test shall be repeated within two (2) weeks. Toxicity demonstrated by the tests specified above constitutes a violation of this permit. Data developed during the chronic evaluation for the NOEC shall be used to determine a 96-hour LC_{50} for both *Ceriodaphnia dubia* and *Pimephales promelas* for the purposes of this permit.

The toxicity tests specified above shall be conducted quarterly and begin no later than ninety (90) days from the effective date of this permit. In the event of a test failure, the permittee must conduct a confirmation test within thirty (30) days and submit results from a confirmation test within sixty (60) days. Confirmation tests must include concentrations equal to the LC_{50} limit, NOEC limit, 4/5 of the LC_{50} limit, and 4/5 of the NOEC limit. All subsequent tests (including follow-up and quarterly tests) shall be conducted using serial dilutions until two (2) consecutive tests demonstrate compliance. The confirmation test will not negate the initial failed test.

A "significant test failure" is defined as a result that is less than or equal to 4/5 of the permit limit. In the event of two (2) consecutive significant test failures or three (3) significant test failures within a twelve (12) month period, the permittee must initiate a Toxicity Identification Evaluation/Toxicity Reduction Evaluation (TIE/TRE) study within thirty (30) days and so notify the Division by letter. This notification shall include a schedule of activities for the initial investigation. Additionally, the permittee shall submit quarterly progress reports throughout the term of the TIE/TRE study. Such reports shall include the data developed in the study. The toxicity must be reduced to allowable limits within two (2) years of initiation of the TIE/TRE study. Based on results obtained, the permittee may request an extension of the TIE/TRE study period to conduct further analyses, but any extension of the two year period will be at the discretion of the Division. The TIE/TRE study may be terminated at any time upon the completion and submission of two (2) consecutive quarterly tests demonstrating compliance. During the course of the TIE/TRE study, the permittee will continue to conduct toxicity testing of Outfall 201 at the quarterly frequency prescribed herein but will not be required to perform the confirmation tests while the TIE/TRE is in progress.

Test procedures, quality assurance practices, and determination of effluent lethality values will be made in accordance with Methods for Measuring the Acute Toxicity of Effluents to Freshwater and Marine Organisms, EPA/600/4-90/027 or the most current edition. Test procedures, quality assurance practices, determinations of effluent chronic survival/reproduction and survival/growth values, and report formats will be made in accordance with Short-term Methods For Estimating the Chronic Toxicity of Effluents end Receiving Waters to Freshwater Organisms, EPA/600/4-89/001 or the most current edition.

Results of all tests, reference toxicant information, copies of raw data sheets, statistical analysis and chemical analyses shall be compiled in a report. The report will be written in accordance with Short-term Methods For Estimating the Chronic Toxicity of Effluents and Receiving Waters to Freshwater Organisms, EPA/600/4-89/001 or the most current edition. One copy of the report shall be submitted to the Division and one copy shall be submitted to the TN Division of DOE Oversight along with the discharge monitoring report (DMR). The lower value of the NOEC

determined for survival/reproduction and survival/growth shall be reported if these two values are different. Any test initiated but terminated before completion must also be reported along with a complete explanation for termination of the test.

Toxicity Testing of Treatment Systems and Storm Sewer Points:

At the time of the toxicity testing for Outfall 201, the treatment system effluents will be monitored for toxicity of their effluents. In addition to treatment plant effluents, testing will also include at least four separate places in the storm sewer system above the North/South pipes. Toxicity tests will be made using static definitive tests that determine a 48 hour LC_{50}. Sampling for these static definitive tests may be either composite or grab sample (whichever is appropriate for the situation being sampled) and will be made during the period that chronic toxicity testing at Outfall 201 is being conducted. The tests for a particular treatment system or storm sewer monitoring point may use a single test species if such is approved by the Division. While an on-going TIE/TRE is being pursued, sampling associated with the TIE/TRE efforts may be used as a substitute for sampling sites within the storm sewer system. Results associated with the TIE/TRE, including tabulation of the raw data will be reported to the Division on a quarterly basis as part of the TIE/TRE progress report.

If a sample cannot be collected from a treatment system at the time of the toxicity testing for Outfall 201, it may be tested later in the quarter if there is a later opportunity to collect a sample from that system. If a test for the treatment systems or storm sewer monitoring points is invalid, the test that is invalid shall be repeated at a later time; however, an invalid test shall not require that all treatment systems and monitoring points be re- sampled and tested.

Data from such testing will be retained and made available to the Division upon request. These static toxicity tests have no permit limits but will serve information gathering purposes to reflect what is happening in the storm sewer system at the time of toxicity testing at Outfall 201.

D. PLACEMENT OF SIGNS

The permittee shall place and maintain a sign(s) to identify outfalls and stream monitoring points. The sign(s) should be clearly visible from the bank and the receiving waters. The signs should be made of durable material and have a white background with black letters.

Signs along Upper East Fork Poplar Creek (within plant boundaries) that are clearly visible from the bank may be used to identify the fact that multiple discharges are made to the nearby stretch of the creek and shall note the types of discharges in that area of the creek. Individual outfalls in Upper East Fork Poplar Creek shall have a small sign or label placed at the outfall that gives the outfall number and the type of discharge made through that outfall.

The sign(s) are to provide notice that the discharge is regulated by the Tennessee Department of Environment and Conservation, Division of Water Pollution Control. The following is given as an example of the minimal amount of information that must be included on the sign:

TREATED INDUSTRIAL WASTEWATER
(PERMITTEE'S NAME)
(PERMITTEE'S PHONE NUMBER)
NATIONAL POLLUTANT DISCHARGE ELIMINATION
SYSTEM PERMIT # _____
TENNESSEE DEPARTMENT OF ENVIRONMENT AND
CONSERVATION
DIVISION OF WATER POLLUTION CONTROL

No later than sixty (60) days from permit issuance, the permittee shall have the above sign(s) on display in the location specified.

E. REOPENER CLAUSE FOR PERMITS ISSUED TO SOURCES IN PRIMARY INDUSTRIES

If an applicable standard or limitation is promulgated under Sections 301(b)(2)(C) and (D), 304(B)(2), and 307(a)(2) and that effluent standard or limitation is more stringent than any effluent limitation in the permit or controls a pollutant not limited in the permit, permit shall be promptly modified or revoked and reissued to conform to that effluent standard or limitation.

F. WASTEWATER CONTROL

The permittee shall provide the Division a description of the procedures and criteria used to determine which wastewaters are routed to which treatment system. The report shall describe what wastewater acceptance criteria are used to determine which wastewaters are sent for treatment and the procedures used to control influents introduced to the treatment systems.

The report describing these procedures shall include whatever safeguards are in place to prevent introduction of wastewaters into a treatment system which are not appropriate for treatment. The report should also describe how a wastewater would be evaluated if it is of unusual character or different than what has been historically handled by the treatment systems. This description shall include a description of record-keeping and documentation of this process.

The report shall be submitted to the Division within one year of the permit effective date. Documentation of such decisions and operational records for the wastewater systems shall be maintained for at least three years and shall be made available to Department personnel within 15 days if requested.

The permittee may not add significant wasteloads to the existing treatment systems without the knowledge and approval of the Division. Significant wasteloads will only be added after review of such wasteloads based on the Wastewater Treatability and review by acceptable wastewater control procedures which are in place. Significant revisions to the Wastewater Control procedures for a treatment facility shall be sent to the Division.

The permittee shall keep its site survey of building and area drains up-to-date as part of the Wastewater Control program. If additional drains are added to a building or if drains are removed from service, the survey documentation shall be updated to reflect such changes. Where additional buildings or process areas are constructed and put in service at the site which connect to either the storm sewer system or the sewage collection system, it shall be included in the drain survey documentation.

G. BIOLOGICAL MONITORING AND ABATEMENT PROGRAM

The program begun under the last permit will be continued under this permit. Within 90 days from the effective date of the permit, the permittee shall review the biological monitoring and abatement program pertaining to the Y-12 site. The permittee shall submit to the Division of Water Pollution Control any revisions that shall be made to the program within 180 days of the permit effective date.

The plan should include studies to evaluate the receiving streams' biological communities throughout the duration of the permit. The permittee's representatives shall contact the Division's representatives for consultation during the review of the plan for needed revisions to the monitoring plan. Any revisions to the program must have the Division's approval prior to the implementing significant changes to the program. As knowledge is gained about the environment and effects of the Y-12 site, the program may be modified with the approval of the Division.

Upon the Division's review of data from the Biological Monitoring Plan and Abatement Program, this permit may be modified, or alternatively, revoked or reissued, in order to reflect appropriate permit conditions.

In addition to the biological monitoring, the permittee shall continue sampling chemical and physical parameters at Stations 8 and 17 which can be used to assess biological information in Upper East Fork Poplar Creek.

The Biological Monitoring and Abatement Program shall include a study to determine the effect of mercury in East Fork Poplar Creek and its biota. Such information will be collected in cooperation with EPA and Tennessee and will be intended to reach a site alternate criteria for chronic exposure to the mercury on the Oak Ridge Reservation. Data for East Fork Poplar Creek will be presented in a report within four years of the permit issuance date. The report will include both the analysis of the mercury situation as well as the raw data used to support the analysis of mercury in the creek.

H. RADIOLOGICAL MONITORING

Current radiological monitoring according to the Y-12 site radiological plan for the radioactive constituents of its liquid effluents will be continued under this permit until the radiological monitoring plan is modified.. The permittee shall expand the radiological monitoring plan to include storm water monitoring. Radiological monitoring and reporting will be made for Station 17 and reported as part of this plan. The radiological plan must be expanded to include assessment of alpha, beta and gamma emitters. The permittee shall make sufficient data collection to allow determination of the appropriate parameters to be analyzed and reported for the radiological monitoring program. Data must be at least as precise as is necessary to evaluate results relative to the Derived Concentration Guide (DOE Order 5400.5). Where reasonable, the Division may require greater analytical precision. The permittee shall present a report summarizing the data to the Division of Water Pollution Control. If requested, the permittee shall make records of the raw data available to the Division of Water Pollution Control. Initial data collection for re-evaluation of the radiological monitoring plan shall be completed and reported to the Division by August 1, 1995.

Once assessment and re-evaluation of the radiological monitoring plan is made, the plan may be modified to reflect appropriate monitoring. The radiological monitoring plan may be modified at any time with the approval of the Division and shall not require modification of this permit. The radiological monitoring plan shall be approved by the Division and analytical results of the monitoring shall be submitted to the Division in regular reports as specified in the plan.

I. MERCURY REMEDIATION

The permittee shall reduce mercury loading to East Fork Poplar Creek to less than 5 grams mercury per day for waters of East Fork Poplar Creek leaving the plant site (excluding the loadings from storm generated events which cause the flow to exceed 15 million gallons per day). The loading shall be calculated each month by averaging daily values over the past three month period. Permit compliance schedules in Permit Part I-E are set to require completion of projects which will help with reaching this requirement. Reduction of the mercury loading to less than 5 grams per day shall be accomplished by December 31, 1998. The permittee shall demonstrate compliance with the state's chronic water quality criteria for fish and aquatic life by the close of the permit period. Thus, the permittee shall demonstrate compliance with a total mercury concentration corresponding to the chronic criteria of 0.012 ug/L as an instream value measured at Station 17 by the close of the permit period. This value equals 0.32 grams mercury per day for a flow of 7 MGD. For the purposes of this permit if the chronic criteria for total mercury is changed before the close of this permit's period, that criteria revision may be used to evaluate compliance with this requirement to meet the state's chronic water quality criteria.

The permittee shall submit a yearly report summarizing the status of mercury concerns for the plant site. The report shall include a summary of the various schedules and activities that are on-going for mercury treatment and remediation and make note of any changes that have been necessary to scheduled activities. The report shall summarize monitoring data for mercury in the site effluents, storm water, and data from instream monitoring. The report shall briefly summarize the status and results of biological monitoring and data collection for East Fork Poplar Creek which are available from the biological monitoring and abatement program. This report will be supplied to the Division with the DMR submittals for the October monitoring data.

J. ADDITION OF RAW WATER TO EAST FORK POPLAR CREEK

The permittee shall maintain a flow in East Fork Poplar Creek at Station 17 of 7 million gallons per day through the permit period. The natural flow in East Fork Poplar Creek has been augmented for many years by Y-12 plant flows. The plant flow needs to be managed to stabilize at a value which will protect the stream water quality and the aquatic life now in recovery. Raw water pumped from the Clinch River may be used to maintain this level of flow. Raw water pumped from the Clinch River may be discontinued whenever flows at Station 17 are greater than 7 MGD without this additional water being added to the creek or during emergency situations such as described in the next paragraph.

The permittee shall have a spill/accident plan ready such that base flow of raw water from the Clinch River can be shut off in the case of spills or other incidents in which Lake Reality will be used to capture contaminated plumes moving down the creek. The raw water will not be added to the creek in such circumstances until it is safe to do so.

Until flow of 7 MGD can be assured at Station 17 by a capability of pumping raw water from the Clinch River, the permittee shall make reasonable efforts to maintain flows as close to 7 MGD as possible. The capability to maintain flows at 7 MGD shall be in place by March 1, 1997.

K. CHANGES TO STORM WATER MONITORING AND OUTFALLS

The Division may request that any outfall that has been categorized in one storm water category be sampled at the frequency of a higher classification storm water category. For example, if data indicate that a Storm Water Category I outfall is of greater concern for pollutant loads than previously believed, the Division may request that outfall be sampled as a Category II outfall.

If additional storm water monitoring points are appropriate, the permittee may include sampling of these in its Storm Water Pollution Prevention Plan. Such additional monitoring points can include instream monitoring, setting up temporary outfalls for storm water sampling of drainage sub-areas, and internal monitoring points in storm sewers and drainages.

For storm water discharges associated with industrial activity, including storm water discharges associated with construction activity, that are not specifically monitored or limited in this permit, the permittee shall meet conditions of the General Storm Water Rule (TCA 1200-4-10). A notification of intent (NOI) to comply with general storm water requirements will be sent to the Division for such outfalls that are not specifically listed in this permit.

The permittee shall maintain one Storm Water Pollution Prevention Plan that includes all outfalls and activities at the site relating to storm water regulation under this permit and the General Storm Water Rule. Storm Water Pollution Prevention Plan shall identify outfalls and monitoring points under this permit and the outfalls, monitoring points and activities that fall under the general permit rule.

If the Division determines that a storm water outfall should be specifically included under this permit's limitations or monitoring conditions, the Division will require that form 2F be filled out for the outfall and this permit will be modified to include that storm water outfall.

L. BEST MANAGEMENT PRACTICES, FLUSHING WATER LINES

The permittee shall develop best management practices for discharging water from the potable water system such as flushing out the water supply lines. The plan shall also cover similar situations such as draining the potable water lines in the plant, releases from fire hydrants or sprinkler systems for maintenance or testing purposes, etc. The plan shall be approved by the Division of Water Pollution Control. The plan must be submitted by August 1, 1995.

M. TEMPERATURE PROFILE OF EAST FORK POPLAR CREEK

The permittee shall develop a temperature profile during hot summer conditions from Outfall 200 to Lake Reality at least once per year. The purpose of this profile is to see if thermal loadings from cooling waters are in compliance with this permit's limitations in the creek. Sampling points must include the North/South pipes, a point below Outfall 109 a point below Outfall 047 and a point below Outfall 021. Additional sampling points may be chosen as appropriate. Results of the profile will be briefly summarized and reported to the Division with the DMR submittal for the period.

N. INVESTIGATION OF FECAL COLIFORM ANALYSES

The permittee shall investigate the high values of fecal coliform in the analyses reported for the application. The facility will determine if the high values reported for the application appear to be the result of sampling error or if the presence of fecal coliforms is as widespread at the site as indicated by the application materials. If the fecal coliforms are verified as present in the storm sewer discharges and storm related runoff, the facility will submit a report indicating the possible causes for the presence of fecal coliforms and propose what action is needed to address the fecal coliforms present at the site. The report will be due by August 1, 1995.

O. SUBMISSION OF FORM 2C FOR NEW TREATMENT SYSTEM OUTFALLS

The permittee shall submit a Form 2C for the new mercury treatment systems once these outfalls are operational and data can be collected. Outfall data for Outfall 550 and 551 (if constructed) will be evaluated to see if permit conditions and parameter monitoring should be changed in light of the actual discharge data. The Form 2C shall be submitted within 2 years of the start of the discharges from the outfall.

PART IV

STORM WATER POLLUTION PREVENTION PLAN

The permittee shall develop, document and maintain a storm water pollution control plan, which shall contain at a minimum the following items. The plan shall be signed by a principal executive officer in the case of a corporation, the owner or proprietor for a sole proprietorship, or a partner or general partner for a partnership. This plan may include provisions/conditions for storm water outfalls under this permit as well as the information for compliance with the general permit for storm water (TCA 1200-4-10) for construction activities or for industrial activity not covered under this individual permit.

A. POLLUTANT SOURCES AND PATHWAYS

1. A site map outlining the individual storm water drainage areas, existing structural control measures, surface water bodies, and sinkholes.

2. A narrative description of significant materials (40 CFR 122.26) that are currently or in the past have been treated, stored, or disposed outside; materials management practices; existing structural and non-structural control measures to reduce pollutants; and a description of any storm water treatment.

3. A list of significant spills and leaks of toxic or hazardous pollutants at the facility that have taken place after the effective date of the permit.

4. A prediction of direction of flow and the possible pollutants associated with each area of the plant that generates storm water.

5. A record of available sampling data describing pollutants in storm water discharges.

B. STORM WATER MANAGEMENT CONTROLS

1. Formulate a pollution prevention team with named individuals who shall develop the storm water prevention plan and assist plant manager in its implementation.

2. Inventory types of materials handled and associated potential of release to storm water. Evaluate the following for potential pollutant contribution: loading and unloading operations, outdoor storage and manufacturing activities, dust or particulate generating processes, and on site waste disposal practices. Consider toxicity of chemicals, quantity of chemicals, and history of leaks or spills of toxic or hazardous pollutants.

3. Design a preventive maintenance program including inspection and maintenance of storm water management devices and testing plant equipment and systems to uncover conditions which could cause failures.

4. The permittee shall maintain a clean, orderly facility.

5. The permittee shall have spill prevention and response procedures. Identify potential spill areas and drainage points. Specify material handling procedures and storage requirements. Identify spill cleanup procedures and provide to responsible personnel. Responsible personnel and the necessary equipment to implement cleanup must be available at all times when the facility is in operation.

6. The plan shall contain a narrative consideration of traditional storm water management practices (practices other than those which control the source of pollutants).

7. Identify areas of potentially high soil erosion and measures to limit erosion.

8. Employees at all levels of responsibility shall be trained in the components of the storm water prevention plan.

9. Qualified personnel shall be identified to inspect equipment, plant areas, and material handling areas. A tracking system should be developed to ensure corrective action and records of inspections shall be maintained.

10. Records shall be maintained of spills or other discharges, inspections and maintenance activities, and information describing the quality and quantity of storm water discharges.

11. The plan shall contain a certification that the discharge has been tested for the presence of non-storm water discharges. The certification shall include a description of the results of any test for the presence of non-storm water discharges, the method used, the date of any testing, and the on-site drainage points that were directly observed during the test.

C. FACILITY INSPECTION

Inspections of the facility shall be conducted at least semi-annually to check the accuracy of the plan, maps, and whether measures in the plan to reduce pollutants in storm water runoff are adequate and properly implemented or whether additional controls are needed. Records of these inspections shall be maintained for a period of three years.

D. SPILL PREVENTION CONTROL AND COUNTERMEASURES

Storm water management programs may reflect requirements for spill prevention control and countermeasures (SPCC) plans under section 311 of the CWA.

The permittee shall develop diking and containment as appropriate in waste and wastewater transfer areas.

E. PLAN REVIEW AND UPDATE

The plan shall be reviewed and updated, if necessary, by the facility at least annually. The plan and all records shall be retained for at least three years after expiration of this permit.

F. PLAN IMPLEMENTATION

The plan should be developed and available for review within 180 days after permit coverage. Facilities should implement management practices as soon as possible but not later than one year after permit coverage. Where new construction is specified, this should be accomplished as soon as possible. A schedule for new construction should be included in the plan.

G. PLAN AVAILABILITY

The plan shall be maintained by the permittee on the site or at a nearby office. Copies of the plan shall be submitted to the Division of Water Pollution Control within ten working days of a request.

H. PLAN MODIFICATION

The plan shall be modified as required by the Director of the Division of Water Pollution Control.

I. MONITORING PLAN

The storm water discharges shall be monitored as outlined in the individual "Permit Limits" applicable to the storm water outfalls. All outfalls that convey storm water associated with industrial activity must be identified. For each outfall monitored, the surface area and type of cover shall be identified.

Although storm water outfalls may be grouped together for storm water characterizations where outfalls are similar, the permittee shall make a minimum of 25 storm water characterizations per year under its monitoring plan, including both grab and composited sampling in each characterization. The 25 characterizations represents the minimum effort required by the permit. If additional monitoring is called for, the permittee should be prepared to do the additional monitoring.

The permittee shall develop monitoring to the extent possible that will provide for better, systematic investigation of pollutants that show up at the North/South pipes (Outfall 200). The goal is that pollutants at Outfall 200 be traced to a definite source that can be addressed.

Storm water characterizations conducted the first year of the permit shall include characterization of Outfalls 007, 032 and 033. The results of the characterization will be compared with results developed during the permit application for these outfalls.

The Storm Water Pollution Prevention Plan shall provide for follow up investigation of pollutant levels which are indicative of materials getting into the storm water runoff. Such pollutant levels do not have to be a threat to water quality before investigation is begun. For example, elevated chloride, sulfate, or fecal coliforms may serve as indicators of other pollutants without constituting a threat to water quality in and of themselves.

J. SARA TITLE III, SECTION 313 PRIORITY CHEMICALS

The storm water pollution prevention plan shall include the following for those facilities subject to reporting requirements under SARA Title III, Section 313 for chemicals which are classified as Section 313 water priority chemicals:

1. In areas where Section 313 priority chemicals are stored, processed or otherwise handled, appropriate containment, drainage control and/or diversionary structures shall be provided. At a minimum, one of the following preventive systems or its equivalent shall be used:

    a. curbing, culverting, gutters, sewers or other forms of drainage control shall be provided.

    b. Roofs, covers or other forms or protection to prevent storage piles from exposure to storm water and wind.

2. The plan shall include a discussion of measures taken to conform with the following applicable guidelines:

    a. Liquid storage areas where storm water comes into contact with any equipment, tank container, or other vessel used for Section 313 water priority chemicals.

i. Tank or container must be compatible with Section 313 water priority chemical which it stores.

ii. Liquid storage areas shall be operated to minimize discharges of Section 313 chemicals.

b. Material storage areas for Section 313 water priority chemicals other than liquids shall incorporate features which will minimize the discharge of Section 313 chemicals by reducing storm water contact.

c. Truck and rail car loading and unloading areas for Section 313 liquid chemicals shall be operated to minimize discharges of chemicals. Appropriate measures may include placement and maintenance of drip pans for use when making and breaking hose connections; a spill contingency plan; and/or other equivalent measures.

d. In plant areas where Section 313 chemicals are transferred, processed or handled, piping, processing equipment, and materials handling equipment shall be operated so as to minimize discharges of chemicals. Piping and equipment must be compatible with chemicals handled. Additional protection including covers and guards to prevent exposure to wind and pressure relief vents, and overhangs or door skirts to enclose trailer ends at truck loading docks shall be implemented. Visual inspections or leak tests shall be conducted on overhead piping that conveys Section 313 chemicals.

e. Discharges from areas covered by parts 2a, 2b, 2c, or 2d:

i. Drainage from these areas should be restrained by valves or other positive means to prevent the discharge of a spill or excessive leakage. Containment units shall be drained manually.

ii. Flapper-type drain valves shall not be used for drainage of containment units.

iii. If facility is not engineered as specified above, the final discharge of in-facility storm sewers should be equipped with a diversion system that could, in the event of an uncontrolled spill of a Section 313 chemical, return the spilled material to the facility.

iv. Records shall be kept of the frequency and estimated volume (in gallons) of discharges from containment area.

f. Facility site runoff other than from areas covered by parts 2a, 2b, 2c, and 2d from which runoff could contain Section 313 chemicals shall incorporate the necessary drainage or other control features to prevent discharge of spilled or improperly disposed material and ensure the mitigation of pollutants in runoff or leachate.

g. All areas of the facility shall be inspected at specific intervals for leaks or conditions that could lead to discharges of Section 313 water priority chemicals or direct contact of storm water with raw materials, intermediate materials, waste materials or products. Inspection intervals shall be specified in the plan and shall be based on design and operational experience. Corrective action shall be taken promptly when a leak or condition which could cause significant releases of chemicals is discovered. If corrective action can not be taken immediately, the unit or process shall be shut down until the situation is corrected. When a leak or spill has occurred, the

contaminated material(s) must be promptly removed and disposed in accordance with Federal, State, and local requirements and as described in the plan.

h. Facilities shall have the necessary security systems to prevent accidental or intentional entry which could cause a discharge.

i. Facility employees and contract personnel that work in areas where SARA Title III, Section 313 water priority chemicals are used or stored shall be trained in and informed or preventive measures at the facility. Employee training shall be conducted at least once per year in matters of pollution control laws and regulations, and in the storm water prevention plan. The plan shall designate a person who is accountable for spill prevention at the facility and indicate who will set up the necessary spill emergency procedures and reporting requirements.

j. The storm water prevention plan for a facility subject to SARA Title III, Section 313 requirements shall be reviewed by a registered professional engineer and certified to by such professional engineer. The registered professional engineer shall certify the plan every three years thereafter or as soon as practical after significant modifications are made to the facility. Certification shall in no way relieve the owner or operator of a facility covered by the plan of their duty to prepare and fully implement such plan.

3. "Section 313 water priority chemicals" means the following chemicals or chemical categories:

a. listed at 40 CFR 372.65 pursuant to Section 313 of Title III of the Superfund Amendments and Reauthorization Act (SARA) of 1986, also titled the Emergency Planning and Community Right-to-Know Act of 1986;

b. present at or above threshold levels at a facility subject to SARA Title III, Section 313 reporting requirements; and,

c. that meet at least one of the following criteria:

i. are listed in Appendix D in 40 CFR 122 on either Table II (organic priority pollutants), Table III (certain metals, cyanides, and phenols) or Table V (certain toxic pollutants and hazardous substances);

ii. are listed as a hazardous substance pursuant to section 311(b)(2)(A) of the CWA at 40 CFR 116.4; or,

iii. are pollutants for which EPA has published acute or chronic toxicity criteria.

Distribution

S. D. Easterling
K. G. Hanzelka
R. H. Harden III
R. E. Hawthorne
C. C. Hill
A. K. Lee/DOE-OSTI (2)
M. Leslie, CDM-Federal Programs
S. D. Morris, DOE-ORO (3)
L. A. Muhs
E. M. Murrill
S. E. Poligone
R. M. Shedden
B. E. Skaggs
L. O. Vaughan
M. C. Wiest, Jr.
M. L. Willoughby
Y-12 Central Files
File-EMD-RC