MASTER

DUQUESNE LIGHT COMPANY

SHIPPINGPORT ATOMIC POWER STATION

TEST RESULTS

DLCS 1560107
T-612081

XENON TRANSIENT TESTS

CORE I SEED 2

149.8 EFPH

Section 1 of 3 Sections

First Issue, October 25, 1960

846 01

**DISCLAIMER**

**This report was prepared as an account of work sponsored by an agency of the United States Government. Neither the United States Government nor any agency Thereof, nor any of their employees, makes any warranty, express or implied, or assumes any legal liability or responsibility for the accuracy, completeness, or usefulness of any information, apparatus, product, or process disclosed, or represents that its use would not infringe privately owned rights. Reference herein to any specific commercial product, process, or service by trade name, trademark, manufacturer, or otherwise does not necessarily constitute or imply its endorsement, recommendation, or favoring by the United States Government or any agency thereof. The views and opinions of authors expressed herein do not necessarily state or reflect those of the United States Government or any agency thereof.**

## DISCLAIMER

**Portions of this document may be illegible in electronic image products. Images are produced from the best available original document.**

TEST RESULTS

DLCS 1560107
T-612081

XENON TRANSIENT TESTS

CORE I, SEED 2

149.8 EFPH

## Purpose

The purpose of this test is to determine if there is sufficient excess reactivity present in the core to override a peak xenon transient and to obtain data for rod worth calculations.

## Conclusions

Upon completion of 149.8 EFPH's of plant operation on Seed 2, there was sufficient excess reactivity in the core to override the peak xenon transient developed after shutdown. Criticality during peak xenon was maintained with Group III and Group IV control rods inserted, Group I control rods withdrawn to approximately 69 inches, and Group II control rods withdrawn to approximately 29 inches. The override of peak xenon occurred 8 hours and 45 minutes after shutdown, where shutdown was considered the time when the turbine throttle valves were tripped.

## Description of Test Equipment and Test Procedure

Equilibrium xenon was established prior to shutdown by operating the plant at 60 MW net electrical load for 130 hours. The turbine plant was shutdown and the neutron flux level of the reactor reduced to $1 \times 10^{-10}$ amperes. The reactor was maintained at this level until the rate of xenon build-up decreased enough to permit start-up rate measurements. When start-up measurements could be obtained, the controlling group rods were withdrawn and inserted as necessary for each series of start-up rate measurements. The xenon transient was followed in this manner for 60 hours.

## Results

On May 12, 1960, at 2145, DLCS 1560107 was started when the turbine throttle valves were tripped. At this time the EFPH on Core I, Seed 2 was 149.8. The xenon poison build-up and decay was then followed for 60 hours until May 15, 1960. The data obtained during this test are presented in Tables I through IV.

Figure 1 is a curve of reactivity, $\rho$, versus time after shutdown plotted from a portion of the data tabulated in Table I. The start-up rates obtained during the xenon transient were converted to reactivity values and plotted against time after shutdown. This process generated a curve for each rod bank height; however, Figure 1 shows only two of these curves. The plots shown are typical of the curves acquired



846 02

after overriding peak xenon. The curves obtained during xenon build-up have negative slopes.

Observation of the curves in Figure 1 show that the graph is a composite of three variables (reactivity, time and controlling rod bank height). Elimination of the time variable provides a means for the determination of rod worth ($\Delta\rho/\Delta H$), and this was performed as indicated on Figure 1. Rod worth was calculated by this method at various times throughout the xenon transient. These resulting $\Delta\rho/\Delta H$ values are plotted in Figures 4 and 5. There are two rod worth curves since two rod group configurations were needed to follow the xenon transient.

Figure 2 is a plot of reactivity, $\rho$, versus time after shutdown while overriding peak. Two controlling rod group positions were used during the test to better define the peak xenon portion of the transient xenon. With advancing time and constant rod height, the reactivity first decreases to a minimum and then increases. The reactivity at a given rod bank height varies inversely with xenon poisoning; therefore, when applying this to Figure 2, the point of minimum reactivity is interpreted as maximum xenon poisoning. Of particular concern here is the time of peak xenon which occurred 8 hours and 45 minutes after shutdown.

Figure 3 is a plot of critical bank height versus time after shutdown. Groups III and IV control rods remained inserted throughout the test. Group II rods (2's and 6's) controlled after shutdown, through peak xenon and until they were positioned on the bottom of the reactor. The xenon decay was then followed for the duration of the test by utilizing Group I rods (1's, 3's, 5's and 7's). The rod bank heights for Group I and Group II control rods have been plotted on one figure in order to give an overall perspective of the xenon transient and to show the relationship of Group I and Group II rod bank heights during the xenon transient. The inflection of the curve between controlling groups can be attributed to the relatively small rod worth at the top and the bottom portion of the core.

Figures 4 and 5 are plots of rod worth ($\Delta\rho/\Delta H$) versus rod height for controlling rod Groups II and I respectively. The values of rod worth at various rod heights were calculated from the reactivity versus time after shutdown curves. A sample of this calculation is shown on Figure 1.

The discussion throughout these results refer to xenon as though it was the only contributor to core poisoning; however, it should be noted that total core poisoning, which is actually the transient being followed, is comprised of both xenon and samarium poisons. The effect of samarium poisoning is small and therefore no attempt has been made to separate the effect of the two poisons.

All the data recorded during the performance of this test is contained in Tables I through IV with the following exceptions. The control rods of sub-groups 2 and 6 were not banked at the same height during runs numbered 4 and 46, thus this data was omitted. Runs numbered 3 and 6 have been excluded because the control rods were not positioned high enough to obtain the necessary start-up rates.

The average temperature and pressure of the 1A, 1B and 1C reactor coolant loops were used to correct the reactivity data. The 1D reactor coolant pump was shut-down during this test but the loop was open to the reactor vessel. The reactivity data were corrected to a base temperature of 500 F and base pressure of 1800 psig using a temperature coefficient of $- 2.25 \times 10^{-4}$ $\Delta\rho/\Delta F$ and a pressure coefficient of $+ 2.48 \times 10^{-6}$ $\Delta\rho/\Delta psi$. These values were obtained from DLCS 1510109. The revised reactivity table using .0064 delayed neutrons per generation was used to convert the start-up rate measurements into reactivity values.

DUQUESNE LIGHT COMPANY
POWER STATIONS DEPARTMENT
SHIPPINGPORT ATOMIC POWER STATION

XENON TRANSIENT
CORE I, SEED 2
DLCS 1560107 (T-612081)

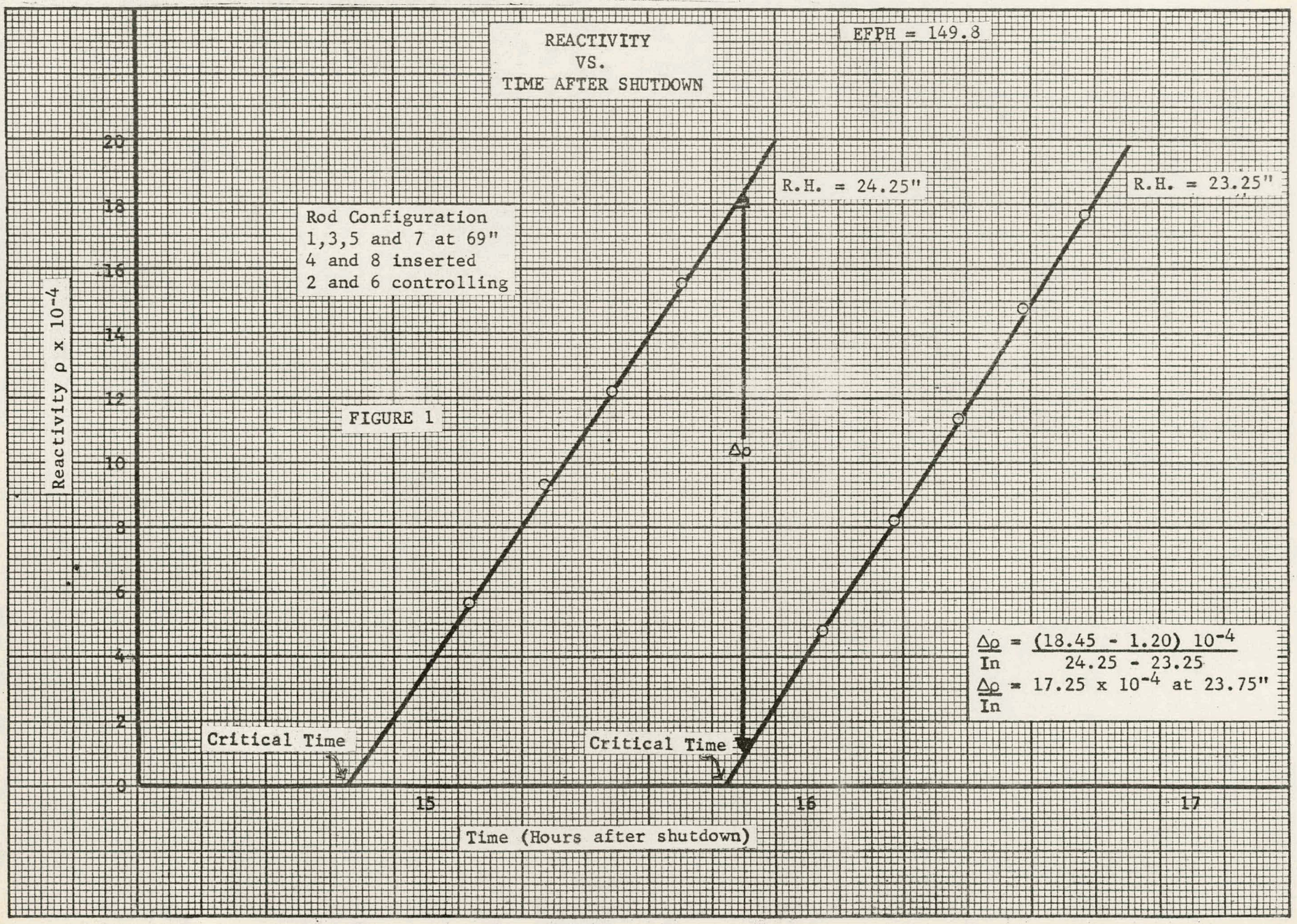




846 05

DUQUESN GHT COMPANY
POWER STATIONS DEPARTMENT
SHIPPINGPORT ATOMIC POWER STATION

XENON TRANSIENT
CORE I, SEED 2
DLCS 1560107 (T-612081)

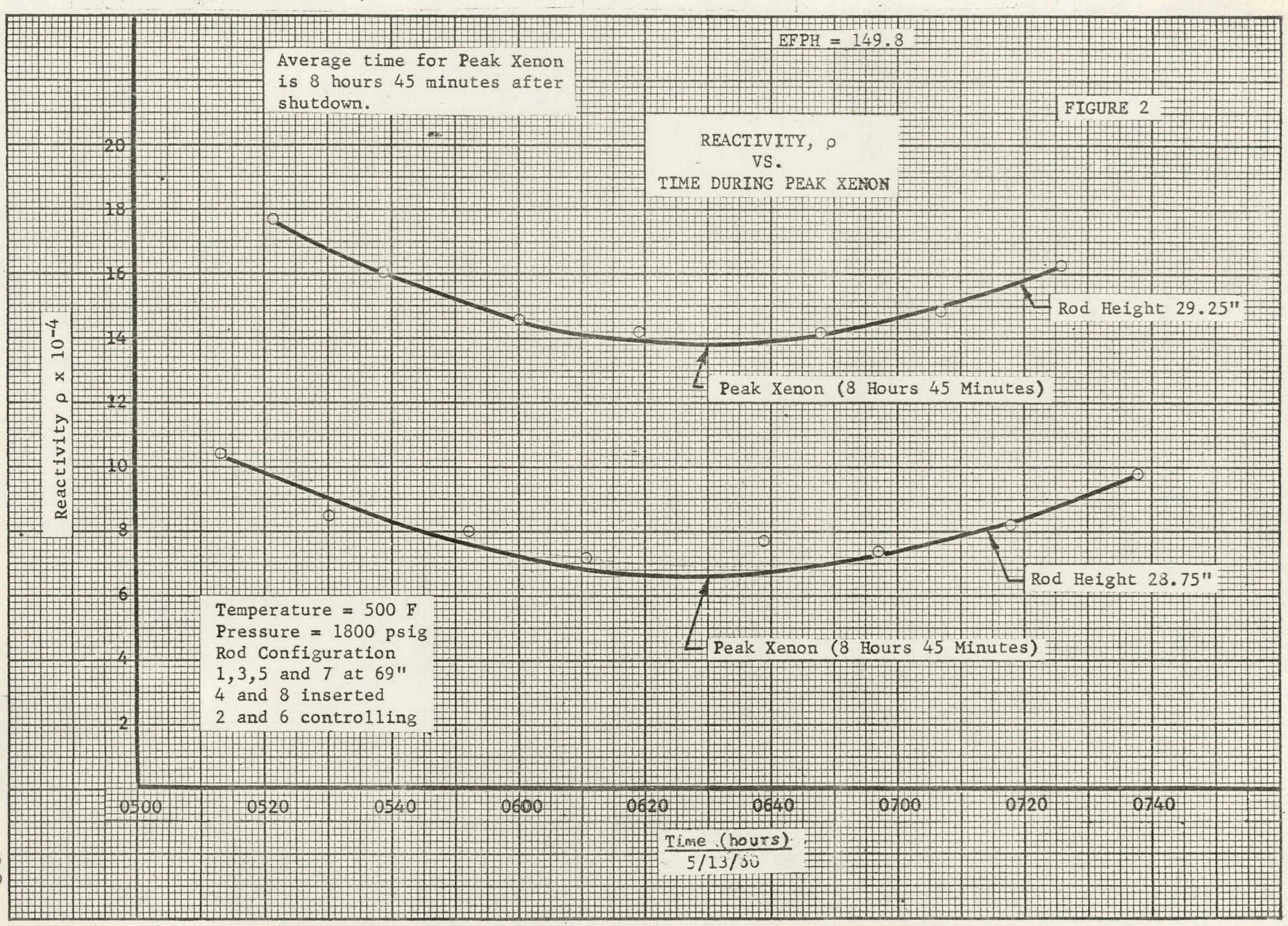




846 90

DUQUESNE LIGHT COMPANY
POWER STATIONS DEPARTMENT
SHIPPINGPORT ATOMIC POWER STATION

XENON TRANSIENT
CORE I, SEED 2
DLCS 1560107 (T-612031)

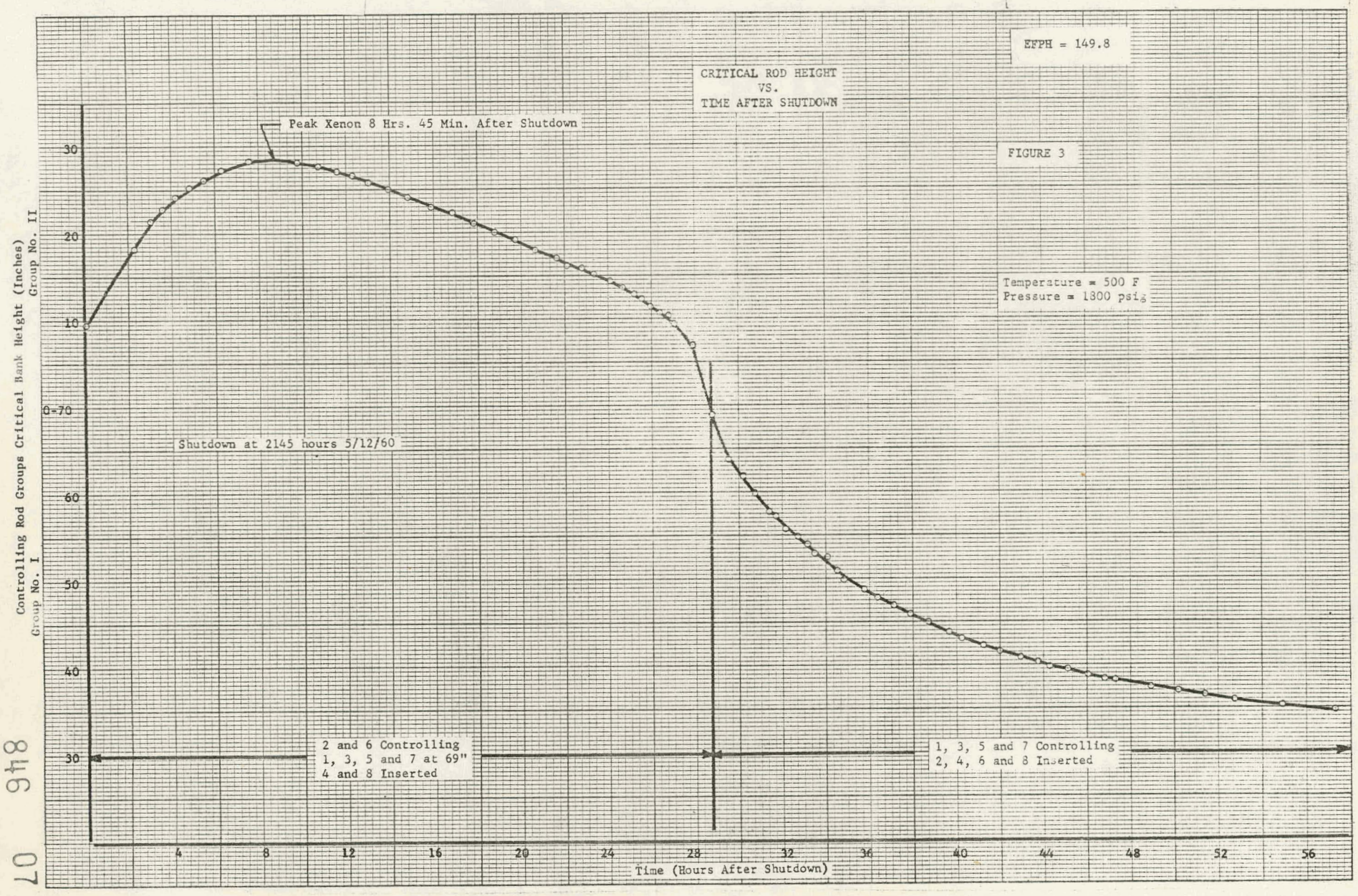


846 07

DUQUESNE LIGHT COMPANY
POWER STATIONS DEPARTMENT
SHIPPINGPORT ATOMIC POWER STATION

XENON TRANSIENT
CORE I, SEED 2
DLCS 1560107 (T-612081)

EFPH = 149.8

FIGURE 4

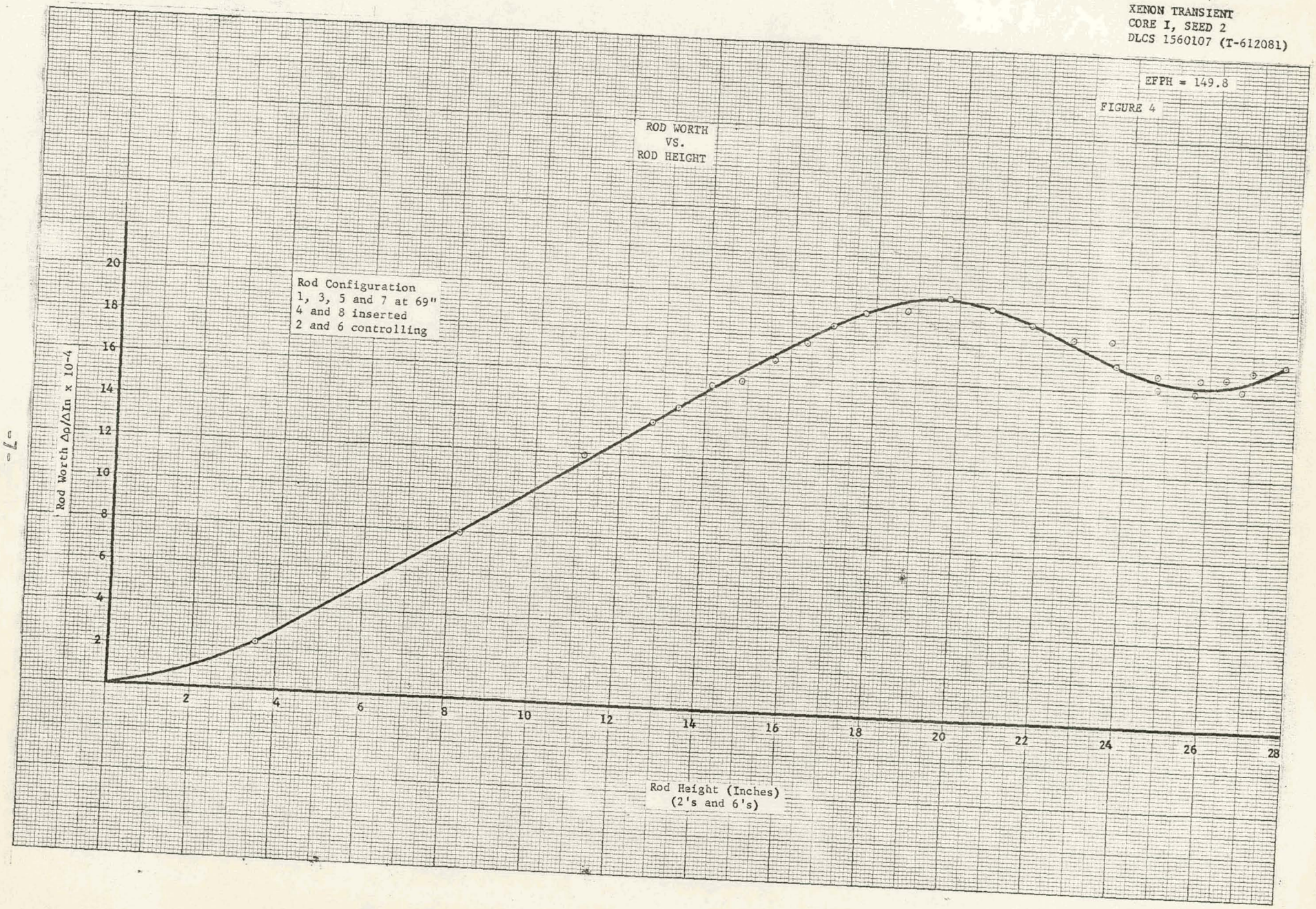




8 0 9 4 6

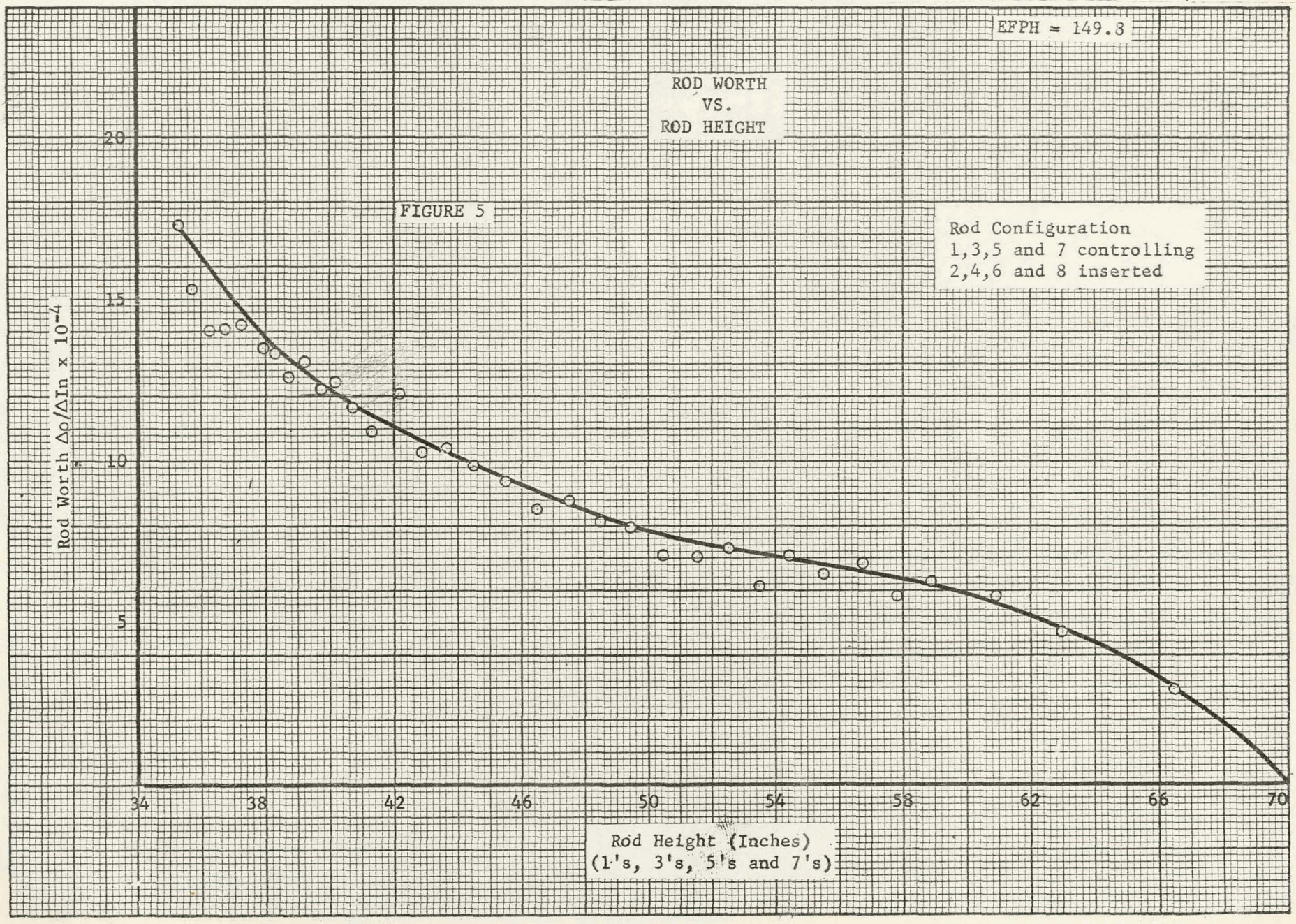
EFPH = 149.8
ROD WORTH
VS.
ROD HEIGHT
FIGURE 5
Rod Configuration
1,3,5 and 7 controlling
2,4,6 and 8 inserted
Rod Worth Δρ/ΔIn x 10⁻⁴
20
15
10
5
34
38
42
46
50
54
58
62
66
70
Rod Height (Inches)
(1's, 3's, 5's and 7's)



8146 09

TABLE I

XENON TRANSIENT TESTS

| Date | Run No. | Mean Time | Avg. Temp. F | Avg. Press. psig | Average Rod Height 2's, 6's Inches | Reactor Period Sec. | Uncorrected Reactivity $\rho \times 10^{-4}$ | Average Uncorrected Reactivity $\rho \times 10^{-4}$ | Reactivity Corrections To 500 F and 1800 psig: ΔT F | Temp. $\Delta\rho \times 10^{-4}$ | ΔP psig | Press. $\Delta\rho \times 10^{-4}$ | Corrected Reactivity $\rho \times 10^{-4}$ | Criticality Time |
|---|---|---|---|---|---|---|---|---|---|---|---|---|---|---|
| 5/12/60 | 1 | 2327 | 498.9 | 1823 | 18.33 | 22.8 | 16.978 | 17.426 | -1.1 | - 2.475 | 23 | - 0.570 | 14.381 | 2358 |
| | | | | | | 23.7 | 16.615 | | | | | | | |
| | | | | | | 19.1 | 18.686 | | | | | | | |
| | 2 | 2332 | 497.7 | 1823 | 18.33 | 23.5 | 16.694 | 15.561 | -1.3 | - 2.925 | 23 | - 0.570 | 12.066 | |
| | | | | | | 25.9 | 15.800 | | | | | | | |
| | | | | | | 31.1 | 14.190 | | | | | | | |
| 5/13/60 | 5 | 0036 | 498.4 | 1823 | 21.50 | 42.8 | 11.616 | 10.587 | -1.6 | - 3.600 | 23 | - 0.570 | 6.417 | 0043 |
| | | | | | | 50.6 | 10.391 | | | | | | | |
| | | | | | | 55.5 | 9.753 | | | | | | | |
| | 7 | 0059 | 499.2 | 1823 | 23.00 | 18.5 | 19.002 | 19.002 | -0.8 | - 1.800 | 23 | - 0.570 | 16.632 | 0120 |
| | 8 | 0108 | 499.2 | 1823 | 23.00 | 34.8 | 13.248 | 12.066 | -0.8 | - 1.800 | 23 | - 0.570 | 12.066 | |
| | | | | | | 42.0 | 11.759 | | | | | | | |
| | | | | | | 45.3 | 11.191 | | | | | | | |
| | 9 | 0115 | 499.2 | 1823 | 23.00 | 80.0 | 7.492 | 6.772 | -0.8 | - 1.800 | 23 | - 0.570 | 4.402 | |
| | | | | | | 105.6 | 6.052 | | | | | | | |
| | 10 | 0136 | 499.3 | 1823 | 24.25 | 25.4 | 15.977 | 15.768 | -0.7 | - 1.575 | 23 | - 0.570 | 13.623 | 0159 |
| | | | | | | 26.6 | 15.559 | | | | | | | |
| | 11 | 0145 | 500.0 | 1823 | 24.25 | 42.6 | 11.651 | 9.443 | 0 | 0 | 23 | - 0.570 | 8.873 | |
| | | | | | | 59.1 | 9.334 | | | | | | | |
| | | | | | | 82.0 | 7.354 | | | | | | | |
| | 12 | 0154 | 500.6 | 1823 | 25.25 | 17.2 | 19.734 | 19.734 | 0.6 | 1.350 | 23 | - 0.570 | 17.814 | 0231 |
| | 13 | 0203 | 499.4 | 1823 | 25.25 | 21.4 | 17.580 | 17.194 | -0.6 | - 1.350 | 23 | - 0.570 | 15.274 | |
| | | | | | | 22.3 | 17.187 | | | | | | | |
| | | | | | | 23.2 | 16.814 | | | | | | | |
| | 14 | 0212 | 497.7 | 1823 | 25.25 | 24.9 | 16.159 | 15.760 | -2.3 | - 5.175 | 23 | - 0.570 | 10.015 | |
| | | | | | | 26.2 | 15.696 | | | | | | | |
| | | | | | | 27.0 | 15.426 | | | | | | | |
| | 15 | 0223 | 498.3 | 1833 | 25.25 | 46.0 | 11.078 | 8.919 | -1.7 | - 3.825 | 33 | - 0.818 | 4.276 | |
| | | | | | | 60.0 | 9.236 | | | | | | | |
| | | | | | | 70.0 | 8.269 | | | | | | | |
| | | | | | | 86.0 | 7.094 | | | | | | | |
| 5/13/60 | 16 | 0238 | 499.3 | 1833 | 26.25 | 23.4 | 16.734 | 16.444 | -0.7 | - 1.575 | 33 | - 0.818 | 14.051 | 0312 |
| | | | | | | 24.0 | 16.499 | | | | | | | |
| | | | | | | 25.2 | 16.049 | | | | | | | |
| | 17 | 0245 | 499.5 | 1833 | 26.25 | 32.2 | 13.895 | 13.373 | -0.5 | - 1.125 | 33 | - 0.818 | 11.430 | |
| | | | | | | 34.6 | 13.296 | | | | | | | |
| | | | | | | 36.2 | 12.927 | | | | | | | |
| | 18 | 0253 | 499.0 | 1823 | 26.25 | 47.0 | 10.920 | 10.642 | -1.0 | - 2.250 | 23 | - 0.570 | 7.822 | |
| | | | | | | 50.8 | 10.363 | | | | | | | |
| | 19 | 0302 | 499.1 | 1827 | 26.25 | 75.8 | 7.799 | 6.969 | -0.9 | - 2.025 | 27 | - 0.670 | 4.274 | |
| | | | | | | 103.7 | 6.139 | | | | | | | |
| | 20 | 0313 | 499.5 | 1827 | 27.25 | 18.8 | 18.842 | 17.912 | -0.5 | - 1.125 | 27 | - 0.670 | 16.117 | 0358 |
| | | | | | | 21.4 | 17.580 | | | | | | | |
| | | | | | | 22.0 | 17.316 | | | | | | | |
| | 21 | 0322 | 499.4 | 1827 | 27.25 | 28.1 | 15.071 | 14.748 | -0.6 | - 1.350 | 27 | - 0.670 | 12.728 | |
| | | | | | | 29.6 | 14.615 | | | | | | | |
| | | | | | | 29.8 | 14.557 | | | | | | | |
| | 22 | 0336 | 499.1 | 1827 | 27.25 | 39.8 | 12.174 | 11.773 | -0.9 | - 2.025 | 27 | - 0.670 | 9.078 | |
| | | | | | | 42.5 | 11.669 | | | | | | | |
| | | | | | | 43.6 | 11.476 | | | | | | | |

TABLE I (cont'd)

XENON TRANSIENT TESTS

| Date | Run No. | Mean Time | Avg. Temp. F | Avg. Press. psig | Average Rod Height 2's, 6's Inches | Reactor Period Sec. | Uncorrected Reactivity $\rho \times 10^{-4}$ | Average Uncorrected Reactivity $\rho \times 10^{-4}$ | Reactivity Corrections To 500 F and 1800 psig: ΔT F | Temp. $\Delta\rho \times 10^{-4}$ | ΔP psig | Press. $\Delta\rho \times 10^{-4}$ | Corrected Reactivity $\rho \times 10^{-4}$ | Criticality Time |
|---|---|---|---|---|---|---|---|---|---|---|---|---|---|---|
| 5/13/60 | 23 | 0344 | 498.8 | 1827 | 27.25 | 60.4 | 9.192 | 8.422 | -1.2 | - 2.700 | 27 | - 0.670 | 5.052 | |
| | | | | | | 68.8 | 8.374 | | | | | | | |
| | | | | | | 77.1 | 7.701 | | | | | | | |
| | 24 | 0356 | 499.6 | 1827 | 28.25 | 17.8 | 19.388 | 20.049 | -0.4 | - 0.900 | 27 | - 0.670 | 18.479 | 0516 |
| | | | | | | 17.4 | 19.617 | | | | | | | |
| | | | | | | 15.0 | 21.142 | | | | | | | |
| | 25 | 0406 | 499.5 | 1830 | 28.25 | 20.1 | 18.185 | 17.798 | -0.5 | - 1.125 | 30 | - 0.744 | 15.929 | |
| | | | | | | 20.9 | 17.807 | | | | | | | |
| | | | | | | 21.8 | 17.403 | | | | | | | |
| | 26 | 0417 | 499.2 | 1830 | 28.25 | 26.9 | 15.459 | 15.253 | -0.8 | - 1.800 | 30 | - 0.744 | 12.709 | |
| | | | | | | 27.6 | 15.230 | | | | | | | |
| | | | | | | 28.1 | 15.071 | | | | | | | |
| | 27 | 0426 | 499.6 | 1827 | 28.25 | 38.4 | 12.455 | 12.308 | -0.4 | - 0.900 | 27 | - 0.670 | 10.738 | |
| | | | | | | 38.9 | 12.353 | | | | | | | |
| | | | | | | 40.1 | 12.116 | | | | | | | |
| | 28 | 0442 | 499.5 | 1827 | 28.25 | 46.6 | 10.983 | 10.577 | -0.5 | - 1.125 | 27 | - 0.670 | 8.782 | |
| | | | | | | 51.8 | 10.227 | | | | | | | |
| | | | | | | 48.8 | 10.649 | | | | | | | |
| | | | | | | 50.2 | 10.447 | | | | | | | |
| | 29 | 0457 | 499.2 | 1823 | 28.25 | 59.9 | 9.246 | 8.082 | -0.8 | - 1.800 | 23 | - 0.570 | 5.712 | |
| | | | | | | 72.8 | 8.035 | | | | | | | |
| | | | | | | 78.8 | 7.577 | | | | | | | |
| | | | | | | 80.4 | 7.471 | | | | | | | |
| | 30 | 0512 | 499.0 | 1827 | 28.75 | 33.9 | 13.464 | 13.328 | -1.0 | - 2.250 | 27 | - 0.670 | 10.408 | |
| | | | | | | 34.6 | 13.296 | | | | | | | |
| | | | | | | 34.9 | 13.225 | | | | | | | |
| | 31 | 0521 | 499.1 | 1827 | 29.25 | 16.1 | 20.408 | 20.408 | -0.9 | - 2.025 | 27 | - 0.670 | 17.713 | |
| | | | | | | 16.1 | 20.408 | | | | | | | |
| | 32 | 0529 | 499.0 | 1827 | 28.75 | 42.2 | 11.723 | 11.419 | -1.0 | - 2.250 | 27 | - 0.670 | 8.499 | |
| | | | | | | 44.0 | 11.407 | | | | | | | |
| | | | | | | 45.7 | 11.126 | | | | | | | |
| | 33 | 0538 | 499.3 | 1823 | 29.25 | 20.3 | 18.089 | 18.219 | -0.7 | - 1.575 | 23 | - 0. 70 | 16.074 | |
| | | | | | | 20.2 | 18.137 | | | | | | | |
| | | | | | | 19.6 | 18.431 | | | | | | | |
| | 34 | 0550 | 499.4 | 1823 | 28.75 | 46.8 | 10.951 | 9.974 | -0.6 | - 1.350 | 23 | - 0.570 | 8.054 | |
| | | | | | | 52.4 | 10.149 | | | | | | | |
| | | | | | | 57.7 | 9.493 | | | | | | | |
| | | | | | | 59.4 | 9.301 | | | | | | | |
| | 35 | 0559 | 499.3 | 1823 | 29.25 | 22.8 | 16.978 | 16.763 | -0.7 | - 1.575 | 23 | - 0.570 | 14.618 | |
| | | | | | | 23.4 | 16.734 | | | | | | | |
| | | | | | | 23.8 | 16.576 | | | | | | | |
| | 36 | 0608 | 499.2 | 1823 | 28.75 | 54.3 | 9.901 | 9.530 | -0.8 | - 1.800 | 23 | - 0.570 | 7.160 | |
| | | | | | | 60.2 | 9.214 | | | | | | | |
| | | | | | | 57.9 | 9.476 | | | | | | | |
| | 37 | 0618 | 499.2 | 1823 | 29.25 | 22.5 | 17.103 | 16.675 | -0.8 | - 1.800 | 23 | - 0.570 | 14.305 | |
| | | | | | | 23.8 | 16.576 | | | | | | | |
| | | | | | | 24.4 | 16.346 | | | | | | | |
| | 38 | 0636 | 499.1 | 1823 | 28.75 | 47.2 | 10.889 | 10.290 | -0.9 | - 2.025 | 23 | - 0.570 | 7.695 | |
| | | | | | | 48.2 | 10.738 | | | | | | | |
| | | | | | | 50.0 | 10.476 | | | | | | | |
| | | | | | | 55.8 | 9.717 | | | | | | | |
| | | | | | | 56.5 | 9.633 | | | | | | | |

TABLE I (cont'd)

XENON TRANSIENT TESTS

| Date | Run No. | Mean Time | Avg. Temp. F | Avg. Press. psig | Average Rod Height 2's, 6's Inches | Reactor Period Sec. | Uncorrected Reactivity $\rho \times 10^{-4}$ | Average Uncorrected Reactivity $\rho \times 10^{-4}$ | Reactivity Corrections To 500 F and 1800 psig: $\Delta T$ F | Temp. $\Delta\rho \times 10^{-4}$ | $\Delta P$ psig | Press. $\Delta\rho \times 10^{-4}$ | Corrected Reactivity $\rho \times 10^{-4}$ | Criticality Time |
|---|---|---|---|---|---|---|---|---|---|---|---|---|---|---|
| 5/13/60 | 39 | 0647 | 499.5 | 1832 | 29.25 | 24.8 | 16.196 | 16.123 | -0.6 | - 1.125 | 32 | - 0.794 | 14.204 | |
| | | | | | | 24.8 | 16.196 | | | | | | | |
| | | | | | | 25.4 | 15.977 | | | | | | | |
| | 40 | 0656 | 499.3 | 1823 | 28.75 | 57.0 | 9.574 | 9.562 | -0.7 | - 1.575 | 23 | - 0.570 | 7.417 | |
| | | | | | | 57.2 | 9.550 | | | | | | | |
| | 41 | 0706 | 499.1 | 1823 | 29.25 | 21.3 | 17.624 | 17.447 | -0.9 | - 2.025 | 23 | - 0.570 | 14.852 | |
| | | | | | | 21.9 | 17.359 | | | | | | | |
| | | | | | | 21.9 | 17.359 | | | | | | | |
| | 42 | 0717 | 499.0 | 1823 | 28.75 | 47.0 | 10.920 | 11.031 | -1.0 | - 2.250 | 23 | - 0.570 | 8.211 | |
| | | | | | | 46.2 | 11.046 | | | | | | | |
| | | | | | | 45.7 | 11.126 | | | | | | | |
| | 43 | 0726 | 499.0 | 1823 | 29.25 | 18.6 | 18.948 | 19.057 | -1.0 | - 2.250 | 23 | - 0.570 | 16.237 | |
| | | | | | | 18.0 | 19.275 | | | | | | | |
| | | | | | | 18.6 | 18.948 | | | | | | | |
| | 44 | 0737 | 498.9 | 1823 | 28.75 | 36.9 | 12.773 | 12.847 | -1.1 | - 2.475 | 23 | - 0.570 | 9.802 | |
| | | | | | | 36.1 | 12.950 | | | | | | | |
| | | | | | | 36.7 | 12.817 | | | | | | | |
| | 45 | 0802 | 498.5 | 1823 | 28.25 | 57.8 | 9.481 | 9.435 | -1.5 | - 3.375 | 23 | - 0.570 | 5.490 | 0730 |
| | | | | | | 58.6 | 9.390 | | | | | | | |
| | | | | | | 58.2 | 9.435 | | | | | | | |
| | 47 | 0831 | 498.8 | 1820 | 28.25 | 40.0 | 12.135 | 11.722 | -1.2 | - 2.700 | 20 | - 0.496 | 8.526 | |
| | | | | | | 44.7 | 11.289 | | | | | | | |
| | | | | | | 41.7 | 11.814 | | | | | | | |
| | | | | | | 42.6 | 11.651 | | | | | | | |
| | 48 | 0843 | 499.0 | 1820 | 27.75 | 108.1 | 5.941 | 5.965 | -1.0 | - 2.250 | 20 | - 0.496 | 3.219 | 0825 |
| | | | | | | 110.2 | 5.851 | | | | | | | |
| | | | | | | 104.3 | 6.111 | | | | | | | |
| | 49 | 0900 | 499.3 | 1820 | 28.25 | 26.1 | 15.730 | 15.629 | -0.7 | - 1.575 | 20 | - 0.496 | 13.558 | |
| | | | | | | 26.8 | 15.492 | | | | | | | |
| | | | | | | 25.9 | 15.800 | | | | | | | |
| | | | | | | 26.8 | 15.492 | | | | | | | |
| | 50 | 0914 | 499.4 | 1820 | 27.75 | 48.0 | 10.368 | 10.447 | -0.6 | - 1.350 | 20 | - 0.496 | 8.601 | |
| | | | | | | 51.2 | 10.308 | | | | | | | |
| | | | | | | 51.2 | 10.308 | | | | | | | |
| | | | | | | 50.5 | 10.405 | | | | | | | |
| | 51 | 0949 | 499.7 | 1820 | 27.25 | 61.4 | 9.086 | 9.093 | -0.3 | - 0.675 | 20 | - 0.496 | 7.922 | 0914 |
| | | | | | | 62.3 | 8.993 | | | | | | | |
| | | | | | | 61.7 | 9.055 | | | | | | | |
| | | | | | | 61.3 | 9.097 | | | | | | | |
| | | | | | | 60.0 | 9.236 | | | | | | | |
| | 52 | 1013 | 499.6 | 1823 | 26.75 | 105.0 | 6.079 | 6.430 | -0.4 | - 0.900 | 23 | - 0.570 | 4.960 | 0953 |
| | | | | | | 93.7 | 6.643 | | | | | | | |
| | | | | | | 95.1 | 6.568 | | | | | | | |
| | 53 | 1029 | 499.8 | 1817 | 26.75 | 55.3 | 9.777 | 9.899 | -0.2 | - 0.450 | 17 | - 0.422 | 9.027 | |
| | | | | | | 53.8 | 9.965 | | | | | | | |
| | | | | | | 54.2 | 9.914 | | | | | | | |
| | | | | | | 54.0 | 9.939 | | | | | | | |
| | 54 | 1042 | 499.8 | 1817 | 26.75 | 34.3 | 13.368 | 13.427 | -0.2 | - 0.450 | 17 | - 0.422 | 12.555 | |
| | | | | | | 32.4 | 13.842 | | | | | | | |
| | | | | | | 33.3 | 13.613 | | | | | | | |
| | | | | | | 35.3 | 13.132 | | | | | | | |
| | | | | | | 35.1 | 13.178 | | | | | | | |
| | 55 | 1054 | 499.8 | 1820 | 26.75 | 22.9 | 16.937 | 16.575 | -0.2 | - 0.450 | 20 | - 0.496 | 15.696 | |
| | | | | | | 23.5 | 16.694 | | | | | | | |
| | | | | | | 25.2 | 16.094 | | | | | | | |

TABLE I (cont'd)

XENON TRANSIENT TESTS

| Date | Run No. | Mean Time | Avg. Temp. F | Avg. Press. psig | Average Rod Height 2's, 6's Inches | Reactor Period Sec. | Uncorrected Reactivity $\rho \times 10^{-4}$ | Average Uncorrected Reactivity $\rho \times 10^{-4}$ | Reactivity Corrections To 500 F and 1800 psig: ΔT F | Temp. $\Delta\rho \times 10^{-4}$ | ΔP psig | Press. $\Delta\rho \times 10^{-4}$ | Corrected Reactivity $\rho \times 10^{-4}$ | Criticality Time |
|---|---|---|---|---|---|---|---|---|---|---|---|---|---|---|
| 5/13/60 | 56 | 1109 | 499.8 | 1823 | 26.00 | 90.5 | 7.457 | 7.901 | -0.2 | - 0.450 | 23 | - 0.570 | 6.881 | 1041 |
| | | | | | | 73.5 | 7.979 | | | | | | | |
| | | | | | | 72.2 | 8.084 | | | | | | | |
| | | | | | | 72.2 | 8.084 | | | | | | | |
| | 57 | 1123 | 499.7 | 1820 | 26.00 | 47.0 | 10.920 | 11.029 | -0.3 | - 0.675 | 20 | - 0.496 | 9.858 | |
| | | | | | | 47.8 | 10.798 | | | | | | | |
| | | | | | | 45.1 | 11.223 | | | | | | | |
| | | | | | | 45.4 | 11.174 | | | | | | | |
| | 58 | 1136 | 499.7 | 1817 | 26.00 | 28.4 | 14.997 | 14.822 | -0.3 | - 0.675 | 17 | - 0.422 | 13.725 | |
| | | | | | | 29.5 | 14.645 | | | | | | | |
| | | | | | | 28.9 | 14.824 | | | | | | | |
| | 59 | 1146 | 499.7 | 1817 | 26.00 | 23.0 | 16.896 | 17.119 | -0.3 | - 0.675 | 17 | - 0.422 | 16.022 | |
| | | | | | | 22.3 | 17.187 | | | | | | | |
| | | | | | | 22.1 | 17.273 | | | | | | | |
| | 60 | 1201 | 499.8 | 1813 | 25.25 | 59.5 | 9.290 | 9.395 | -0.2 | - 0.450 | 13 | - 0.322 | 8.621 | 1134 |
| | | | | | | 59.3 | 9.312 | | | | | | | |
| | | | | | | 57.5 | 9.516 | | | | | | | |
| | 61 | 1211 | 499.5 | 1820 | 25.25 | 35.8 | 13.017 | 12.202 | -0.5 | - 1.125 | 20 | - 0.496 | 10.581 | |
| | | | | | | 38.7 | 12.394 | | | | | | | |
| | | | | | | 40.5 | 12.039 | | | | | | | |
| | | | | | | 39.8 | 12.174 | | | | | | | |
| | 62 | 1221 | 499.6 | 1825 | 25.25 | 27.4 | 15.294 | 15.042 | -0.4 | - 0.900 | 25 | - 0.620 | 13.522 | |
| | | | | | | 28.8 | 14.854 | | | | | | | |
| | | | | | | 28.4 | 14.977 | | | | | | | |
| | 63 | 1231 | 499.7 | 1817 | 25.25 | 19.8 | 18.332 | 18.154 | -0.3 | -0.675 | 17 | - 0.422 | 17.057 | |
| | | | | | | 20.3 | 18.089 | | | | | | | |
| | | | | | | 20.4 | 18.041 | | | | | | | |
| | 64 | 1251 | 499.8 | 1820 | 24.25 | 93.4 | 6.660 | 6.682 | -0.2 | - 0.450 | 20 | - 0.496 | 5.736 | 1232 |
| | | | | | | 93.3 | 6.665 | | | | | | | |
| | | | | | | 92.2 | 6.726 | | | | | | | |
| | 65 | 1303 | 499.9 | 1823 | 24.25 | 49.8 | 10.504 | 10.200 | -0.1 | - 0.225 | 23 | - 0.570 | 9.405 | |
| | | | | | | 52.8 | 10.094 | | | | | | | |
| | | | | | | 53.5 | 10.003 | | | | | | | |
| | 66 | 1314 | 499.8 | 1823 | 24.25 | 34.5 | 13.320 | 13.376 | -0.2 | - 0.450 | 23 | - 0.570 | 12.356 | |
| | | | | | | 34.5 | 13.320 | | | | | | | |
| | | | | | | 33.8 | 13.489 | | | | | | | |
| | 67 | 1325 | 499.7 | 1817 | 24.25 | 23.3 | 16.774 | 16.784 | -0.3 | - 0.675 | 17 | - 0.422 | 15.687 | |
| | | | | | | 23.1 | 16.885 | | | | | | | |
| | | | | | | 23.5 | 16.694 | | | | | | | |
| | 68 | 1347 | 499.7 | 1817 | 23.25 | 125.2 | 5.281 | 6.011 | -0.3 | - 0.675 | 17 | - 0.422 | 4.914 | 1331 |
| | | | | | | 100.2 | 6.306 | | | | | | | |
| | | | | | | 97.4 | 6.447 | | | | | | | |
| | 69 | 1359 | 499.8 | 1825 | 23.25 | 58.0 | 9.458 | 9.379 | -0.2 | - 0.450 | 25 | - 0.620 | 8.327 | |
| | | | | | | 59.3 | 9.312 | | | | | | | |
| | | | | | | 58.8 | 9.368 | | | | | | | |
| | 70 | 1409 | 499.8 | 1827 | 23.25 | 38.2 | 12.497 | 12.526 | -0.2 | - 0.450 | 27 | - 0.670 | 11.406 | |
| | | | | | | 38.9 | 12.353 | | | | | | | |
| | | | | | | 37.1 | 12.729 | | | | | | | |
| | 71 | 1418 | 499.6 | 1823 | 23.25 | 23.6 | 16.655 | 16.337 | -0.4 | - 0.900 | 23 | - 0.570 | 14.867 | |
| | | | | | | 25.0 | 16.122 | | | | | | | |
| | | | | | | 24.7 | 16.233 | | | | | | | |
| | 72 | 1429 | 499.6 | 1817 | 23.25 | 19.2 | 18.634 | 19.008 | -0.4 | - 0.900 | 17 | - 0.422 | 17.686 | |
| | | | | | | 17.8 | 19.388 | | | | | | | |
| | | | | | | 18.5 | 19.002 | | | | | | | |

TABLE I (cont'd)

XENON TRANSIENT TESTS

| Date | Run No. | Mean Time | Avg. Temp. F | Avg. Press. psig | Average Rod Height 2's, 6's Inches | Reactor Period Sec. | Uncorrected Reactivity $\rho \times 10^{-4}$ | Average Uncorrected Reactivity $\rho \times 10^{-4}$ | Reactivity Corrections To 500 F and 1800 psig: $\Delta T$ F | Temp. $\Delta\rho \times 10^{-4}$ | $\Delta P$ psig | Press. $\Delta\rho \times 10^{-4}$ | Corrected Reactivity $\rho \times 10^{-4}$ | Criticality Time |
|---|---|---|---|---|---|---|---|---|---|---|---|---|---|---|
| 5/13/60 | 73 | 1450 | 499.8 | 1823 | 22.25 | 75.7 | 7.807 | 7.798 | -0.2 | - 0.450 | 23 | - 0.570 | 6.778 | 1431 |
| | | | | | | 77.2 | 7.694 | | | | | | | |
| | | | | | | 74.6 | 7.892 | | | | | | | |
| | 74 | 1501 | 499.6 | 1823 | 22.25 | 42.8 | 11.616 | 11.515 | -0.4 | - 0.900 | 23 | - 0.570 | 10.045 | |
| | | | | | | 43.9 | 11.424 | | | | | | | |
| | | | | | | 43.4 | 11.510 | | | | | | | |
| | | | | | | 43.4 | 11.510 | | | | | | | |
| | 75 | 1510 | 499.8 | 1823 | 22.25 | 28.0 | 15.102 | 14.499 | -0.2 | - 0.450 | 23 | - 0.570 | 13.479 | |
| | | | | | | 30.2 | 14.442 | | | | | | | |
| | | | | | | 32.2 | 13.895 | | | | | | | |
| | | | | | | 29.8 | 14.557 | | | | | | | |
| | 76 | 1521 | 499.8 | 1820 | 22.25 | 18.5 | 19.002 | 18.226 | -0.2 | - 0.450 | 20 | - 0.496 | 17.280 | |
| | | | | | | 19.8 | 18.332 | | | | | | | |
| | | | | | | 20.9 | 17.807 | | | | | | | |
| | | | | | | 21.0 | 17.761 | | | | | | | |
| | 77 | 1547 | 499.7 | 1820 | 21.25 | 69.8 | 8.286 | 8.478 | -0.3 | - 0.675 | 20 | - 0.496 | 7.307 | 1527 |
| | | | | | | 68.0 | 8.445 | | | | | | | |
| | | | | | | 65.2 | 8.705 | | | | | | | |
| | 78 | 1602 | 499.7 | 1817 | 21.25 | 35.5 | 13.086 | 12.981 | -0.3 | - 0.675 | 17 | - 0.422 | 11.884 | |
| | | | | | | 35.4 | 13.109 | | | | | | | |
| | | | | | | 37.5 | 12.644 | | | | | | | |
| | | | | | | 35.5 | 13.086 | | | | | | | |
| | 79 | 1614 | 499.8 | 1817 | 21.25 | 24.8 | 16.196 | 16.491 | -0.2 | - 0.450 | 17 | - 0.422 | 15.619 | |
| | | | | | | 23.7 | 16.615 | | | | | | | |
| | | | | | | 23.8 | 16.576 | | | | | | | |
| | | | | | | 23.8 | 16.576 | | | | | | | |
| | 80 | 1649 | 499.8 | 1817 | 20.25 | 57.0 | 9.574 | 9.637 | -0.2 | - 0.450 | 17 | - 0.422 | 8.765 | 1623 |
| | | | | | | 56.1 | 9.680 | | | | | | | |
| | | | | | | 56.3 | 9.656 | | | | | | | |
| | 81 | 1705 | 499.8 | 1817 | 20.25 | 29.5 | 14.645 | 14.989 | -0.2 | - 0.450 | 17 | - 0.422 | 14.117 | |
| | | | | | | 25.4 | 15.977 | | | | | | | |
| | | | | | | 27.6 | 15.230 | | | | | | | |
| | | | | | | 30.7 | 14.300 | | | | | | | |
| | | | | | | 29.0 | 14.794 | | | | | | | |
| | 82 | 1714 | 499.8 | 1817 | 20.25 | 20.4 | 18.041 | 17.764 | -0.2 | - 0.450 | 17 | - 0.422 | 16.892 | |
| | | | | | | 21.0 | 17.761 | | | | | | | |
| | | | | | | 21.6 | 17.491 | | | | | | | |
| | 83 | 1744 | 499.6 | 1817 | 19.25 | 66.8 | 8.554 | 8.649 | -0.4 | - 0.900 | 17 | - 0.422 | 7.327 | |
| | | | | | | 66.0 | 8.629 | | | | | | | |
| | | | | | | 64.6 | 8.763 | | | | | | | |
| | 84 | 1800 | 499.7 | 1817 | 19.25 | 34.2 | 13.392 | 13.728 | -0.3 | - 0.675 | 17 | - 0.422 | 12.631 | |
| | | | | | | 31.7 | 14.027 | | | | | | | |
| | | | | | | 31.7 | 14.027 | | | | | | | |
| | | | | | | 33.9 | 13.464 | | | | | | | |
| | 85 | 1808 | 499.6 | 1817 | 19.25 | 22.8 | 16.978 | 17.316 | -0.4 | - 0.900 | 17 | - 0.422 | 15.994 | |
| | | | | | | 21.0 | 17.761 | | | | | | | |
| | | | | | | 21.2 | 17.670 | | | | | | | |
| | | | | | | 23.1 | 16.855 | | | | | | | |
| | 86 | 1837 | 499.6 | 1817 | 18.25 | 80.8 | 7.436 | 7.639 | -0.4 | - 0.900 | 17 | - 0.422 | 6.317 | 1819 |
| | | | | | | 78.0 | 7.635 | | | | | | | |
| | | | | | | 75.1 | 7.853 | | | | | | | |
| | 87 | 1849 | 499.4 | 1817 | 18.25 | 42.6 | 11.651 | 11.715 | -0.6 | - 1.350 | 17 | - 0.422 | 9.943 | |
| | | | | | | 42.2 | 11.723 | | | | | | | |
| | | | | | | 43.0 | 11.580 | | | | | | | |
| | | | | | | 41.2 | 11.906 | | | | | | | |

TABLE I (cont'd)

XENON TRANSIENT TESTS

| Date | Run No. | Mean Time | Avg. Temp. F | Avg. Press. psig | Average Rod Height 2's, 6's Inches | Reactor Period Sec. | Uncorrected Reactivity $\rho \times 10^{-4}$ | Average Uncorrected Reactivity $\rho \times 10^{-4}$ | Reactivity Corrections To 500 F and 1800 psig: $\Delta T$ F | Temp. $\Delta\rho \times 10^{-4}$ | $\Delta P$ psig | Press. $\Delta\rho \times 10^{-4}$ | Corrected Reactivity $\rho \times 10^{-4}$ | Criticality Time |
|---|---|---|---|---|---|---|---|---|---|---|---|---|---|---|
| | 88 | 1859 | 499.6 | 1817 | 18.25 | 30.3 | 14.413 | 14.482 | -0.4 | - 0.900 | 17 | - 0.422 | 13.160 | |
| | | | | | | 30.6 | 14.328 | | | | | | | |
| | | | | | | 29.3 | 14.704 | | | | | | | |
| | 89 | 1909 | 499.6 | 1817 | 18.25 | 20.2 | 18.137 | 17.834 | -0.4 | - 0.900 | 17 | - 0.422 | 16.512 | |
| | | | | | | 21.6 | 17.491 | | | | | | | |
| | | | | | | 21.0 | 17.761 | | | | | | | |
| | | | | | | 20.6 | 17.946 | | | | | | | |
| | 90 | 1945 | 499.6 | 1817 | 17.25 | 45.2 | 11.207 | 11.096 | -0.4 | - 0.900 | 17 | - 0.422 | 9.774 | 1918 |
| | | | | | | 46.4 | 11.014 | | | | | | | |
| | | | | | | 47.1 | 10.905 | | | | | | | |
| | | | | | | 44.9 | 11.256 | | | | | | | |
| | 91 | 1957 | 499.6 | 1817 | 17.25 | 28.3 | 15.008 | 14.910 | -0.4 | - 0.900 | 17 | - 0.422 | 13.588 | |
| | | | | | | 29.4 | 14.674 | | | | | | | |
| | | | | | | 28.8 | 14.854 | | | | | | | |
| | | | | | | 28.0 | 15.102 | | | | | | | |
| | 92 | 2008 | 499.6 | 1817 | 17.25 | 17.0 | 19.852 | 19.431 | -0.4 | - 0.900 | 17 | - 0.422 | 18.109 | |
| | | | | | | 18.0 | 19.275 | | | | | | | |
| | | | | | | 18.2 | 19.165 | | | | | | | |
| | 93 | 2022 | 499.6 | 1817 | 16.75 | 33.2 | 13.638 | 13.892 | -0.4 | - 0.900 | 17 | - 0.422 | 12.570 | 1943 |
| | | | | | | 31.4 | 14.108 | | | | | | | |
| | | | | | | 32.9 | 13.714 | | | | | | | |
| | | | | | | 31.4 | 14.108 | | | | | | | |
| | 94 | 2033 | 499.6 | 1817 | 16.75 | 19.7 | 18.381 | 18.204 | -0.4 | - 0.900 | 17 | - 0.422 | 16.882 | |
| | | | | | | 19.2 | 18.634 | | | | | | | |
| | | | | | | 20.6 | 17.946 | | | | | | | |
| | | | | | | 20.8 | 17.853 | | | | | | | |
| | 95 | 2046 | 499.8 | 1817 | 16.00 | 72.0 | 8.100 | 8.226 | -0.2 | - 0.450 | 17 | - 0.422 | 7.354 | 2023 |
| | | | | | | 71.6 | 8.134 | | | | | | | |
| | | | | | | 68.0 | 8.445 | | | | | | | |
| | 96 | 2100 | 499.2 | 1817 | 16.00 | 33.6 | 13.538 | 13.690 | -0.8 | - 1.800 | 17 | - 0.422 | 11.468 | |
| | | | | | | 32.6 | 13.791 | | | | | | | |
| | | | | | | 33.5 | 13.563 | | | | | | | |
| | | | | | | 32.3 | 13.868 | | | | | | | |
| | 97 | 2111 | 499.4 | 1817 | 16.00 | 21.6 | 17.491 | 17.097 | -0.6 | - 1.350 | 17 | - 0.422 | 15.325 | |
| | | | | | | 23.2 | 16.814 | | | | | | | |
| | | | | | | 23.0 | 16.896 | | | | | | | |
| | | | | | | 22.3 | 17.187 | | | | | | | |
| | 98 | 2126 | 499.6 | 1817 | 15.25 | 65.0 | 8.724 | 8.819 | -0.4 | - 0.900 | 17 | - 0.422 | 7.497 | 2102 |
| | | | | | | 66.4 | 8.592 | | | | | | | |
| | | | | | | 63.8 | 8.841 | | | | | | | |
| | | | | | | 61.0 | 9.128 | | | | | | | |
| | 99 | 2142 | 499.6 | 1817 | 15.25 | 34.3 | 13.368 | 13.351 | -0.4 | - 0.900 | 17 | - 0.422 | 12.029 | |
| | | | | | | 35.4 | 13.109 | | | | | | | |
| | | | | | | 33.9 | 13.464 | | | | | | | |
| | | | | | | 33.9 | 13.464 | | | | | | | |
| | 100 | 2152 | 499.6 | 1817 | 15.25 | 23.7 | 16.615 | 16.749 | -0.4 | - 0.900 | 17 | - 0.422 | 15.427 | |
| | | | | | | 22.8 | 16.978 | | | | | | | |
| | | | | | | 23.6 | 16.655 | | | | | | | |
| | 101 | 2210 | 499.6 | 1817 | 14.50 | 50.6 | 10.391 | 10.309 | -0.4 | - 0.900 | 17 | - 0.422 | 8.987 | 2142 |
| | | | | | | 50.6 | 10.391 | | | | | | | |
| | | | | | | 52.4 | 10.147 | | | | | | | |
| | | | | | | 51.2 | 10.308 | | | | | | | |
| | 102 | 2222 | 499.4 | 1817 | 14.50 | 29.4 | 14.674 | 14.674 | -0.6 | - 1.350 | 17 | - 0.422 | 12.902 | |
| | | | | | | 29.4 | 14.674 | | | | | | | |
| | | | | | | 29.4 | 14.674 | | | | | | | |
| | 103 | 2235 | 499.4 | 1817 | 14.50 | 17.9 | 19.331 | 19.075 | -0.6 | - 1.350 | 17 | - 0.422 | 17.303 | |
| | | | | | | 17.8 | 19.388 | | | | | | | |
| | | | | | | 19.0 | 18.737 | | | | | | | |
| | | | | | | 18.8 | 18.842 | | | | | | | |

TABLE I (cont'd)

XENON TRANSIENT TESTS

| Date | Run No. | Mean Time | Avg. Temp. F | Avg. Press. psig | Average Rod Height 2's, 6's Inches | Reactor Period Sec. | Uncorrected Reactivity $\rho \times 10^{-4}$ | Average Uncorrected Reactivity $\rho \times 10^{-4}$ | Reactivity Corrections To 500 F and 1800 psig: ΔT F | Temp. $\Delta\rho \times 10^{-4}$ | ΔP psig | Press. $\Delta\rho \times 10^{-4}$ | Corrected Reactivity $\rho \times 10^{-4}$ | Criticality Time |
|---|---|---|---|---|---|---|---|---|---|---|---|---|---|---|
| 5/13/60 | 104 | 2252 | 499.5 | 1817 | 13.75 | 39.3 | 12.273 | 12.427 | -0.5 | - 1.125 | 17 | - 0.422 | 10.880 | 2218 |
| | | | | | | 37.6 | 12.622 | | | | | | | |
| | | | | | | 39.6 | 12.213 | | | | | | | |
| | | | | | | 37.7 | 12.601 | | | | | | | |
| | 105 | 2304 | 499.7 | 1817 | 13.75 | 23.1 | 16.855 | 16.635 | -0.3 | - 0.675 | 17 | - 0.422 | 15.538 | |
| | | | | | | 23.1 | 16.855 | | | | | | | |
| | | | | | | 24.8 | 16.196 | | | | | | | |
| | 106 | 2317 | 499.5 | 1817 | 13.00 | 53.0 | 10.068 | 9.869 | -0.5 | - 1.125 | 17 | - 0.422 | 8.322 | 2250 |
| | | | | | | 56.0 | 9.692 | | | | | | | |
| | | | | | | 56.8 | 9.597 | | | | | | | |
| | | | | | | 52.6 | 10.120 | | | | | | | |
| | 107 | 2332 | 499.4 | 1817 | 12.50 | 72.8 | 8.035 | 8.046 | -0.6 | - 1.350 | 17 | - 0.422 | 6.274 | 2312 |
| | | | | | | 73.1 | 8.011 | | | | | | | |
| | | | | | | 72.1 | 8.092 | | | | | | | |
| | 108 | 2346 | 499.8 | 1817 | 13.00 | 19.6 | 18.431 | 18.333 | -0.2 | - 0.450 | 17 | - 0.422 | 17.461 | |
| | | | | | | 19.6 | 18.431 | | | | | | | |
| | | | | | | 20.2 | 18.137 | | | | | | | |
| | 109 | 2358 | 499.6 | 1817 | 12.50 | 26.0 | 15.765 | 15.585 | -0.4 | - 0.900 | 17 | - 0.422 | 14.263 | |
| | | | | | | 27.4 | 15.294 | | | | | | | |
| | | | | | | 26.2 | 15.696 | | | | | | | |
| 5/14/60 | 110 | 0027 | 499.0 | 1817 | 11.50 | 19.7 | 18.381 | 19.142 | -1.0 | - 2.250 | 17 | - 0.422 | 16.470 | 2334 |
| | | | | | | 20.0 | 18.234 | | | | | | | |
| | | | | | | 15.5 | 20.801 | | | | | | | |
| | 111 | 0044 | 498.6 | 1818 | 10.50 | 66.7 | 8.564 | 8.933 | -1.4 | - 3.150 | 18 | - 0.446 | 5.337 | 2425 |
| | | | | | | 66.0 | 8.629 | | | | | | | |
| | | | | | | 60.7 | 9.160 | | | | | | | |
| | | | | | | 58.7 | 9.379 | | | | | | | |
| | 112 | 0057 | 498.7 | 1817 | 10.75 | 16.6 | 20.095 | 20.034 | -1.3 | - 2.925 | 17 | - 0.422 | 16.687 | 2402 |
| | | | | | | 16.8 | 19.973 | | | | | | | |
| | 113 | 0118 | 498.9 | 1817 | 9.50 | 31.8 | 14.000 | 14.072 | -1.1 | - 2.475 | 17 | - 0.422 | 11.175 | 2437 |
| | | | | | | 31.4 | 14.108 | | | | | | | |
| | | | | | | 31.4 | 14.108 | | | | | | | |
| | 114 | 0131 | 499.1 | 1817 | 9.50 | 21.4 | 17.580 | 18.657 | -0.9 | - 2.025 | 17 | - 0.422 | 16.210 | |
| | | | | | | 17.2 | 19.734 | | | | | | | |
| | 115 | 0157 | 499.4 | 1817 | 7.00 | 73.6 | 7.971 | 8.414 | -0.6 | - 1.350 | 17 | - 0.422 | 6.642 | 0135 |
| | | | | | | 73.5 | 7.979 | | | | | | | |
| | | | | | | 66.1 | 8.620 | | | | | | | |
| | | | | | | 61.4 | 9.086 | | | | | | | |

TABLE I (cont'd)

XENON TRANSIENT TESTS

| Date | Run No. | Mean Time | Avg. Temp. F | Avg. Press. psig | Average Rod Height 1,3,5,7's Inches | Reactor Period Sec. | Uncorrected Reactivity $\rho \times 10^{-4}$ | Average Uncorrected Reactivity $\rho \times 10^{-4}$ | Reactivity Corrections To 500 F and 1800 psig: ΔT F | Temp. $\Delta\rho \times 10^{-4}$ | ΔP psig | Press. $\Delta\rho \times 10^{-4}$ | Corrected Reactivity $\rho \times 10^{-4}$ | Criticality Time |
|---|---|---|---|---|---|---|---|---|---|---|---|---|---|---|
| 5/14/60 | 116 | 0242 | 499.4 | 1820 | 69.0 | 113.0 | 5.735 | 6.454 | -0.6 | - 1.350 | 20 | - 0.496 | 4.608 | 0225 |
| | | | | | | 104.7 | 6.093 | | | | | | | |
| | | | | | | 90.8 | 6.806 | | | | | | | |
| | | | | | | 84.6 | 7.183 | | | | | | | |
| | 117 | 0257 | 499.2 | 1820 | 69.0 | 49.1 | 10.605 | 10.822 | -0.8 | - 1.800 | 20 | - 0.496 | 8.526 | |
| | | | | | | 47.7 | 10.831 | | | | | | | |
| | | | | | | 46.3 | 11.030 | | | | | | | |
| | 118 | 0313 | 498.9 | 1820 | 69.0 | 24.6 | 16.270 | 15.901 | -1.1 | - 2.475 | 20 | - 0.496 | 12.930 | |
| | | | | | | 26.8 | 15.492 | | | | | | | |
| | | | | | | 25.5 | 15.941 | | | | | | | |
| | 119 | 0324 | 498.7 | 1820 | 69.0 | 19.0 | 18.737 | 18.737 | -1.3 | - 2.925 | 20 | - 0.496 | 15.316 | |
| | 120 | 0348 | 498.7 | 1830 | 64.0 | 45.8 | 11.110 | 11.070 | -1.3 | - 2.925 | 30 | - 0.744 | 7.401 | 0321 |
| | | | | | | 46.3 | 11.030 | | | | | | | |
| | 121 | 0356 | 499.1 | 1830 | 64.0 | 38.6 | 12.414 | 12.590 | -0.9 | - 2.025 | 30 | - 0.744 | 9.821 | |
| | | | | | | 38.1 | 12.517 | | | | | | | |
| | | | | | | 36.6 | 12.838 | | | | | | | |
| | 122 | 0408 | 498.6 | 1820 | 64.0 | 23.4 | 16.734 | 16.725 | -1.4 | - 3.150 | 20 | - 0.496 | 13.079 | |
| | | | | | | 23.8 | 16.576 | | | | | | | |
| | | | | | | 23.3 | 16.774 | | | | | | | |
| | | | | | | 23.2 | 16.814 | | | | | | | |
| | 123 | 0418 | 498.5 | 1823 | 62.0 | 49.4 | 10.561 | 10.689 | -1.5 | - 3.375 | 23 | - 0.570 | 6.744 | 0356 |
| | | | | | | 48.0 | 10.768 | | | | | | | |
| | | | | | | 48.2 | 10.738 | | | | | | | |
| | 124 | 0429 | 499.6 | 1827 | 62.0 | 42.4 | 11.687 | 11.741 | -0.4 | - 0.900 | 27 | - 0.670 | 10.171 | |
| | | | | | | 42.3 | 11.705 | | | | | | | |
| | | | | | | 41.6 | 11.832 | | | | | | | |
| | 125 | 0438 | 499.4 | 1823 | 62.0 | 31.0 | 14.217 | 14.386 | -0.6 | - 1.350 | 23 | - 0.570 | 12.466 | |
| | | | | | | 30.4 | 14.385 | | | | | | | |
| | | | | | | 29.8 | 14.557 | | | | | | | |
| | 126 | 0447 | 498.7 | 1823 | 62.0 | 20.2 | 18.137 | 18.906 | -1.3 | 2.925 | 23 | - 0.570 | 15.411 | |
| | | | | | | 17.3 | 19.675 | | | | | | | |
| | 127 | 0457 | 498.4 | 1823 | 60.0 | 49.1 | 10.605 | 10.797 | -1.6 | - 3.600 | 23 | - 0.570 | 6.627 | 0434 |
| | | | | | | 48.3 | 10.723 | | | | | | | |
| | | | | | | 46.1 | 11.062 | | | | | | | |
| | 128 | 0506 | 498.7 | 1827 | 60.0 | 37.1 | 12.729 | 12.802 | -1.3 | - 2.925 | 27 | - 0.670 | 9.207 | |
| | | | | | | 36.9 | 12.773 | | | | | | | |
| | | | | | | 36.3 | 12.905 | | | | | | | |
| | 129 | 0522 | 499.8 | 1823 | 60.0 | 25.6 | 15.906 | 15.216 | -0.2 | - 0.450 | 23 | - 0.570 | 14.196 | |
| | | | | | | 29.3 | 14.704 | | | | | | | |
| | | | | | | 28.2 | 15.039 | | | | | | | |
| | 130 | 0531 | 499.1 | 1823 | 60.0 | 19.8 | 18.332 | 18.912 | -0.9 | - 2.025 | 23 | - 0.570 | 16.317 | |
| | | | | | | 19.6 | 18.431 | | | | | | | |
| | | | | | | 16.8 | 19.973 | | | | | | | |
| | 131 | 0546 | 499.5 | 1823 | 58.0 | 53.3 | 10.029 | 10.078 | -0.5 | - 1.125 | 23 | - 0.570 | 8.383 | 0517 |
| | | | | | | 54.0 | 9.939 | | | | | | | |
| | | | | | | 51.5 | 10.267 | | | | | | | |
| | 132 | 0557 | 499.0 | 1823 | 57.5 | 48.7 | 10.663 | 11.024 | -1.0 | - 2.250 | 23 | - 0.570 | 8.204 | 0526 |
| | | | | | | 46.7 | 10.967 | | | | | | | |
| | | | | | | 43.8 | 11.441 | | | | | | | |
| | 133 | 0605 | 498.6 | 1823 | 58.0 | 23.2 | 16.814 | 17.553 | -1.4 | - 3.150 | 23 | - 0.570 | 13.833 | |
| | | | | | | 23.0 | 16.896 | | | | | | | |
| | | | | | | 18.6 | 18.948 | | | | | | | |
| | 134 | 0615 | 498.4 | 1827 | 57.5 | 23.0 | 16.896 | 18.085 | -1.6 | - 3.600 | 27 | - 0.670 | 13.815 | |
| | | | | | | 18.0 | 19.275 | | | | | | | |

TABLE I (cont'd)

XENON TRANSIENT TESTS

| Date | Run No. | Mean Time | Avg. Temp. F | Avg. Press. psig | Average Rod Height 1,3,5,7's Inches | Reactor Period Sec. | Uncorrected Reactivity $\rho \times 10^{-4}$ | Average Uncorrected Reactivity $\rho \times 10^{-4}$ | Reactivity Corrections To 500 F and 1800 psig: $\Delta T$ F | Temp. $\Delta\rho \times 10^{-4}$ | $\Delta P$ psig | Press. $\Delta\rho \times 10^{-4}$ | Corrected Reactivity $\rho \times 10^{-4}$ | Criticality Time |
|---|---|---|---|---|---|---|---|---|---|---|---|---|---|---|
| 5/14/60 | 135 | 0625 | 498.3 | 1827 | 56.0 | 53.2 | 10.042 | 10.408 | -1.7 | - 3.825 | 27 | - 0.670 | 5.913 | 0601 |
| | | | | | | 49.8 | 10.504 | | | | | | | |
| | | | | | | 48.6 | 10.678 | | | | | | | |
| | 136 | 0640 | 498.4 | 1827 | 55.0 | 93.8 | 6.638 | 6.775 | -1.6 | - 3.600 | 27 | - 0.670 | 2.505 | 0630 |
| | | | | | | 92.7 | 6.699 | | | | | | | |
| | | | | | | 89.6 | 6.876 | | | | | | | |
| | | | | | | 89.4 | 6.888 | | | | | | | |
| | 137 | 0651 | 499.1 | 1827 | 56.0 | 30.0 | 14.499 | 14.547 | -0.9 | - 2.025 | 27 | - 0.670 | 11.852 | |
| | | | | | | 29.7 | 14.586 | | | | | | | |
| | | | | | | 29.8 | 14.557 | | | | | | | |
| | 138 | 0700 | 499.4 | 1823 | 55.0 | 56.2 | 9.668 | 9.803 | -0.6 | - 1.350 | 23 | - 0.570 | 7.883 | |
| | | | | | | 54.9 | 9.827 | | | | | | | |
| | | | | | | 54.2 | 9.914 | | | | | | | |
| | 139 | 0710 | 499.9 | 1827 | 56.0 | 21.0 | 17.761 | 17.878 | -0.1 | - 0.225 | 27 | - 0.670 | 16.983 | |
| | | | | | | 20.5 | 17.994 | | | | | | | |
| | 140 | 0719 | 499.6 | 1823 | 55.0 | 33.7 | 13.514 | 13.983 | -0.4 | - 0.900 | 23 | - 0.570 | 12.513 | |
| | | | | | | 31.4 | 14.108 | | | | | | | |
| | | | | | | 30.6 | 14.328 | | | | | | | |
| | 141 | 0727 | 499.3 | 1823 | 54.0 | 54.9 | 9.827 | 9.852 | -0.7 | - 1.575 | 23 | - 0.570 | 7.707 | 0656 |
| | | | | | | 54.8 | 9.839 | | | | | | | |
| | | | | | | 54.4 | 9.889 | | | | | | | |
| | 142 | 0737 | 499.7 | 1823 | 55.0 | 20.1 | 18.185 | 18.259 | -0.3 | - 0.675 | 23 | - 0.570 | 17.014 | |
| | | | | | | 19.8 | 18.332 | | | | | | | |
| | 143 | 0751 | 499.6 | 1827 | 54.0 | 28.2 | 15.039 | 15.008 | -0.4 | - 0.900 | 27 | - 0.670 | 13.438 | |
| | | | | | | 28.5 | 14.946 | | | | | | | |
| | | | | | | 28.2 | 15.039 | | | | | | | |
| | 144 | 0819 | 499.7 | 1823 | 53.0 | 27.6 | 15.230 | 15.126 | -0.3 | - 0.675 | 23 | - 0.570 | 13.881 | 0717 |
| | | | | | | 27.4 | 15.294 | | | | | | | |
| | | | | | | 28.8 | 14.854 | | | | | | | |
| | 145 | 0832 | 499.9 | 1817 | 52.0 | 52.6 | 10.120 | 10.126 | -0.1 | - 0.225 | 17 | - 0.422 | 9.479 | 0747 |
| | | | | | | 53.6 | 9.990 | | | | | | | |
| | | | | | | 51.5 | 10.267 | | | | | | | |
| | 146 | 0848 | 499.6 | 1820 | 51.0 | 94.2 | 6.616 | 6.912 | -0.4 | - 0.900 | 20 | - 0.496 | 5.516 | 0821 |
| | | | | | | 87.5 | 7.001 | | | | | | | |
| | | | | | | 85.6 | 7.119 | | | | | | | |
| | 147 | 0859 | 499.1 | 1820 | 52.00 | 20.0 | 18.234 | 17.411 | -0.9 | - 2.025 | 20 | - 0.496 | 14.890 | |
| | | | | | | 21.6 | 17.491 | | | | | | | |
| | | | | | | 22.5 | 17.103 | | | | | | | |
| | | | | | | 23.2 | 16.814 | | | | | | | |
| | 148 | 0910 | 499.7 | 1820 | 51.00 | 45.5 | 11.158 | 11.202 | -0.3 | - 0.675 | 20 | - 0.496 | 10.031 | |
| | | | | | | 45.0 | 11.240 | | | | | | | |
| | | | | | | 45.2 | 11.207 | | | | | | | |
| | 149 | 0924 | 499.4 | 1820 | 50.00 | 78.7 | 7.584 | 7.565 | -0.6 | - 1.350 | 20 | - 0.496 | 5.719 | 0855 |
| | | | | | | 79.2 | 7.548 | | | | | | | |
| | | | | | | 79.0 | 7.563 | | | | | | | |
| | 150 | 0935 | 499.7 | 1820 | 51.00 | 23.8 | 16.576 | 16.490 | -0.3 | - 0.675 | 20 | - 0.496 | 15.319 | |
| | | | | | | 24.3 | 16.384 | | | | | | | |
| | | | | | | 24.0 | 16.499 | | | | | | | |
| | | | | | | 24.0 | 16.499 | | | | | | | |
| | 151 | 0949 | 499.6 | 1817 | 50.00 | 39.9 | 12.155 | 12.314 | -0.4 | - 0.900 | 17 | - 0.422 | 10.992 | |
| | | | | | | 38.6 | 12.414 | | | | | | | |
| | | | | | | 38.8 | 12.374 | | | | | | | |

TABLE I (cont'd)

XENON TRANSIENT TESTS

| Date | Run No. | Mean Time | Avg. Temp. F | Avg. Press. psig | Average Rod Height 1,3,5,7's Inches | Reactor Period Sec. | Uncorrected Reactivity $\rho \times 10^{-4}$ | Average Uncorrected Reactivity $\rho \times 10^{-4}$ | Reactivity Corrections To 500 F and 1800 psig: ΔT F | Temp. $\Delta\rho \times 10^{-4}$ | ΔP psig | Press. $\Delta\rho \times 10^{-4}$ | Corrected Reactivity $\rho \times 10^{-4}$ | Criticality Time |
|---|---|---|---|---|---|---|---|---|---|---|---|---|---|---|
| 5/14/60 | 152 | 1002 | 499.7 | 1817 | 49.00 | 88.0 | 6.923 | 6.780 | -0.3 | - 0.675 | 17 | - 0.422 | 5.683 | 0935 |
| | | | | | | 94.7 | 6.589 | | | | | | | |
| | | | | | | 90.4 | 6.829 | | | | | | | |
| | 153 | 1013 | 499.7 | 1817 | 50.00 | 21.5 | 16.694 | 16.776 | -0.3 | - 0.675 | 17 | - 0.422 | 15.679 | |
| | | | | | | 21.6 | 16.655 | | | | | | | |
| | | | | | | 22.8 | 16.978 | | | | | | | |
| | 154 | 1025 | 499.6 | 1820 | 49.00 | 43.0 | 11.580 | 11.656 | -0.4 | - 0.900 | 20 | - 0.496 | 10.260 | |
| | | | | | | 44.5 | 11.323 | | | | | | | |
| | | | | | | 41.3 | 11.888 | | | | | | | |
| | | | | | | 41.6 | 11.832 | | | | | | | |
| | 155 | 1038 | 499.5 | 1817 | 48.00 | 94.4 | 6.605 | 6.638 | -0.5 | - 1.125 | 17 | - 0.422 | 5.091 | 1013 |
| | | | | | | 93.0 | 6.682 | | | | | | | |
| | | | | | | 94.0 | 6.627 | | | | | | | |
| | 156 | 1053 | 499.6 | 1817 | 49.00 | 22.2 | 17.230 | 17.360 | -0.4 | - 0.900 | 17 | - 0.422 | 16.038 | |
| | | | | | | 22.0 | 17.316 | | | | | | | |
| | | | | | | 21.5 | 17.535 | | | | | | | |
| | 157 | 1103 | 499.4 | 1817 | 48.00 | 43.2 | 11.545 | 11.688 | -0.6 | - 1.350 | 17 | - 0.422 | 9.916 | |
| | | | | | | 42.8 | 11.616 | | | | | | | |
| | | | | | | 41.2 | 11.906 | | | | | | | |
| | 158 | 1126 | 499.7 | 1813 | 47.00 | 101.0 | 6.267 | 7.015 | -0.3 | - 0.675 | 13 | - 0.322 | 6.018 | 1054 |
| | | | | | | 93.2 | 6.671 | | | | | | | |
| | | | | | | 87.8 | 6.983 | | | | | | | |
| | | | | | | 82.0 | 7.354 | | | | | | | |
| | | | | | | 75.8 | 7.799 | | | | | | | |
| | 159 | 1137 | 499.5 | 1813 | 48.00 | 20.0 | 18.234 | 18.138 | -0.5 | - 1.125 | 13 | - 0.322 | 16.691 | |
| | | | | | | 20.4 | 18.041 | | | | | | | |
| | 160 | 1148 | 499.6 | 1817 | 47.00 | 43.5 | 11.493 | 11.380 | -0.4 | - 0.900 | 17 | - 0.422 | 10.058 | |
| | | | | | | 45.2 | 11.207 | | | | | | | |
| | | | | | | 43.8 | 11.441 | | | | | | | |
| | 161 | 1213 | 499.5 | 1813 | 46.00 | 77.6 | 7.664 | 7.767 | -0.5 | - 1.125 | 13 | - 0.322 | 6.320 | 1138 |
| | | | | | | 75.4 | 7.830 | | | | | | | |
| | | | | | | 75.7 | 7.807 | | | | | | | |
| | 162 | 1224 | 499.6 | 1813 | 47.00 | 20.5 | 17.994 | 18.029 | -0.4 | - 0.900 | 13 | - 0.322 | 16.807 | |
| | | | | | | 21.0 | 17.761 | | | | | | | |
| | | | | | | 19.8 | 18.332 | | | | | | | |
| | 163 | 1235 | 499.7 | 1820 | 46.00 | 45.6 | 11.142 | 11.132 | -0.3 | - 0.675 | 20 | - 0.496 | 9.961 | |
| | | | | | | 45.2 | 11.207 | | | | | | | |
| | | | | | | 46.2 | 11.046 | | | | | | | |
| | 164 | 1303 | 499.6 | 1817 | 45.00 | 88.0 | 6.971 | 6.967 | -0.4 | - 0.900 | 17 | - 0.422 | 5.645 | 1231 |
| | | | | | | 88.0 | 6.971 | | | | | | | |
| | | | | | | 88.2 | 6.959 | | | | | | | |
| | 165 | 1313 | 499.8 | 1817 | 46.00 | 21.0 | 17.761 | 17.792 | -0.2 | - 0.450 | 17 | - 0.422 | 16.920 | |
| | | | | | | 20.0 | 17.859 | | | | | | | |
| | | | | | | 21.0 | 17.761 | | | | | | | |
| | 166 | 1323 | 499.7 | 1813 | 45.00 | 49.8 | 10.504 | 10.443 | -0.3 | - 0.675 | 13 | - 0.322 | 9.446 | |
| | | | | | | 52.4 | 10.147 | | | | | | | |
| | | | | | | 48.6 | 10.678 | | | | | | | |
| | 167 | 1334 | 499.2 | 1817 | 45.00 | 34.2 | 13.392 | 13.306 | -0.8 | - 1.800 | 17 | - 0.422 | 11.084 | |
| | | | | | | 35.2 | 13.155 | | | | | | | |
| | | | | | | 33.7 | 13.040 | | | | | | | |
| | | | | | | 33.2 | 13.638 | | | | | | | |
| | 168 | 1346 | 499.4 | 1823 | 44.00 | 120.0 | 5.465 | 5.155 | -0.6 | - 1.350 | 23 | - 0.570 | 3.235 | 1327 |
| | | | | | | 133.2 | 5.021 | | | | | | | |
| | | | | | | 134.6 | 4.979 | | | | | | | |

TABLE I (cont'd)

XENON TRANSIENT TESTS

| Date | Run No. | Mean Time | Avg. Temp. F | Avg. Press. psig | Average Rod Height 1,3,5,7's Inches | Reactor Period Sec. | Uncorrected Reactivity $\rho \times 10^{-4}$ | Average Uncorrected Reactivity $\rho \times 10^{-4}$ | Reactivity Corrections To 500 F and 1800 psig: ΔT F | Temp. $\Delta\rho \times 10^{-4}$ | ΔP psig | Press. $\Delta\rho \times 10^{-4}$ | Corrected Reactivity $\rho \times 10^{-4}$ | Criticality Time |
|---|---|---|---|---|---|---|---|---|---|---|---|---|---|---|
| 5/14/60 | 169 | 1359 | 499.7 | 1823 | 44.00 | 87.8 | 6.983 | 5.155 | -0.6 | - 1.350 | 23 | - 0.570 | 3.235 | |
| | | | | | | 89.0 | 6.911 | | | | | | | |
| | | | | | | 85.1 | 7.151 | | | | | | | |
| | 170 | 1408 | 499.6 | 1817 | 45.00 | 17.2 | 19.734 | 18.922 | -0.4 | - 0.900 | 17 | - 0.422 | 17.600 | |
| | | | | | | 19.8 | 18.332 | | | | | | | |
| | | | | | | 17.8 | 19.388 | | | | | | | |
| | | | | | | 20.0 | 18.234 | | | | | | | |
| | 171 | 1419 | 499.7 | 1817 | 44.00 | 48.8 | 10.649 | 10.490 | -0.3 | - 0.675 | 17 | - 0.422 | 9.393 | |
| | | | | | | 50.6 | 10.391 | | | | | | | |
| | | | | | | 51.8 | 10.227 | | | | | | | |
| | | | | | | 48.5 | 10.693 | | | | | | | |
| | 172 | 1435 | 499.8 | 1813 | 44.00 | 36.8 | 12.795 | 12.737 | -0.2 | - 0.450 | 13 | - 0.322 | 11.965 | |
| | | | | | | 37.2 | 12.708 | | | | | | | |
| | | | | | | 37.2 | 12.708 | | | | | | | |
| | 173 | 1448 | 499.6 | 1817 | 43.25 | 83.5 | 7.254 | 7.644 | -0.4 | - 0.900 | 17 | - 0.422 | 6.322 | 1407 |
| | | | | | | 79.6 | 7.520 | | | | | | | |
| | | | | | | 75.0 | 7.861 | | | | | | | |
| | | | | | | 74.0 | 7.939 | | | | | | | |
| | 174 | 1500 | 499.5 | 1817 | 44.00 | 21.8 | 17.403 | 17.477 | -0.5 | - 1.125 | 17 | - 0.422 | 15.930 | |
| | | | | | | 21.8 | 17.403 | | | | | | | |
| | | | | | | 21.3 | 17.624 | | | | | | | |
| | 175 | 1512 | 499.5 | 1813 | 43.25 | 43.5 | 11.493 | 11.420 | -0.5 | - 1.125 | 13 | - 0.322 | 9.973 | |
| | | | | | | 45.9 | 11.094 | | | | | | | |
| | | | | | | 44.0 | 11.407 | | | | | | | |
| | | | | | | 42.4 | 11.687 | | | | | | | |
| | 176 | 1526 | 499.6 | 1813 | 42.50 | 111.4 | 5.801 | 5.739 | -0.4 | - 0.900 | 13 | - 0.322 | 4.517 | 1500 |
| | | | | | | 115.0 | 5.655 | | | | | | | |
| | | | | | | 112.4 | 5.760 | | | | | | | |
| | 177 | 1537 | 499.7 | 1813 | 43.25 | 28.2 | 15.039 | 15.207 | -0.3 | - 0.675 | 13 | - 0.322 | 14.210 | |
| | | | | | | 27.3 | 15.327 | | | | | | | |
| | | | | | | 28.0 | 15.102 | | | | | | | |
| | | | | | | 27.2 | 15.360 | | | | | | | |
| | 178 | 1553 | 499.8 | 1813 | 42.50 | 59.0 | 9.345 | 9.190 | -0.2 | - 0.450 | 13 | - 0.322 | 8.468 | |
| | | | | | | 61.0 | 9.128 | | | | | | | |
| | | | | | | 62.8 | 8.942 | | | | | | | |
| | | | | | | 59.0 | 9.345 | | | | | | | |
| | 179 | 1600 | 499.4 | 1813 | 43.25 | 18.0 | 19.275 | 19.093 | -0.6 | - 1.350 | 13 | - 0.322 | 17.421 | |
| | | | | | | 18.7 | 18.895 | | | | | | | |
| | | | | | | 18.3 | 19.110 | | | | | | | |
| | 180 | 1612 | 499.4 | 1813 | 42.50 | 31.9 | 13.974 | 13.963 | -0.6 | - 1.350 | 13 | - 0.322 | 12.291 | |
| | | | | | | 32.1 | 13.921 | | | | | | | |
| | | | | | | 30.9 | 14.245 | | | | | | | |
| | | | | | | 32.9 | 13.714 | | | | | | | |
| | 181 | 1628 | 499.4 | 1817 | 41.75 | 78.4 | 7.606 | 7.661 | -0.6 | - 1.350 | 17 | - 0.422 | 5.889 | 1550 |
| | | | | | | 79.7 | 7.513 | | | | | | | |
| | | | | | | 77.6 | 7.664 | | | | | | | |
| | | | | | | 75.0 | 7.861 | | | | | | | |
| | 182 | 1640 | 499.4 | 1817 | 42.50 | 19.5 | 18.481 | 18.028 | -0.6 | - 1.350 | 17 | - 0.422 | 16.256 | |
| | | | | | | 20.6 | 17.946 | | | | | | | |
| | | | | | | 19.9 | 18.283 | | | | | | | |
| | | | | | | 21.8 | 17.403 | | | | | | | |
| | 183 | 1653 | 499.4 | 1817 | 41.75 | 44.6 | 11.306 | 11.208 | -0.6 | - 1.350 | 17 | - 0.422 | 9.436 | |
| | | | | | | 45.8 | 11.110 | | | | | | | |
| | | | | | | 45.6 | 11.142 | | | | | | | |
| | | | | | | 44.8 | 11.273 | | | | | | | |

TABLE I (cont'd)

XENON TRANSIENT TESTS

| Date | Run No. | Mean Time | Avg. Temp. F | Avg. Press. psig | Average Rod Height 1,3,5,7's Inches | Reactor Period Sec. | Uncorrected Reactivity $\rho \times 10^{-4}$ | Average Uncorrected Reactivity $\rho \times 10^{-4}$ | Reactivity Corrections To 500 F and 1800 psig: ΔT F | Temp. $\Delta\rho \times 10^{-4}$ | ΔP psig | Press. $\Delta\rho \times 10^{-4}$ | Corrected Reactivity $\rho \times 10^{-4}$ | Criticality Time |
|---|---|---|---|---|---|---|---|---|---|---|---|---|---|---|
| 5/14/60 | 184 | 1719 | 499.4 | 1817 | 41.00 | 96.7 | 6.483 | 6.675 | -0.6 | - 1.350 | 17 | - 0.422 | 4.903 | 1642 |
| | | | | | | 94.1 | 6.622 | | | | | | | |
| | | | | | | 90.0 | 6.852 | | | | | | | |
| | | | | | | 91.9 | 6.743 | | | | | | | |
| | 185 | 1735 | 499.4 | 1817 | 41.75 | 22.6 | 17.061 | 17.138 | -0.6 | - 1.350 | 17 | - 0.422 | 15.366 | |
| | | | | | | 22.3 | 17.187 | | | | | | | |
| | | | | | | 21.9 | 17.359 | | | | | | | |
| | | | | | | 22.9 | 16.937 | | | | | | | |
| | | | | | | 22.4 | 17.145 | | | | | | | |
| | 186 | 1749 | 499.4 | 1817 | 41.00 | 50.6 | 10.391 | 10.550 | -0.6 | - 1.350 | 17 | - 0.422 | 8.778 | |
| | | | | | | 51.1 | 10.322 | | | | | | | |
| | | | | | | 49.1 | 10.605 | | | | | | | |
| | | | | | | 48.5 | 10.693 | | | | | | | |
| | | | | | | 48.2 | 10.738 | | | | | | | |
| | 187 | 1812 | 499.4 | 1817 | 40.50 | 73.1 | 8.011 | 7.963 | -0.6 | - 1.350 | 17 | - 0.422 | 6.191 | 1729 |
| | | | | | | 74.0 | 7.939 | | | | | | | |
| | | | | | | 74.0 | 7.939 | | | | | | | |
| | 188 | 1827 | 499.4 | 1817 | 41.00 | 25.6 | 15.906 | 15.799 | -0.6 | - 1.350 | 17 | - 0.422 | 14.027 | |
| | | | | | | 24.8 | 16.196 | | | | | | | |
| | | | | | | 26.2 | 15.696 | | | | | | | |
| | | | | | | 26.7 | 15.526 | | | | | | | |
| | | | | | | 26.8 | 15.492 | | | | | | | |
| | | | | | | 25.4 | 15.977 | | | | | | | |
| | 189 | 1839 | 499.4 | 1817 | 40.50 | 45.4 | 11.174 | 11.354 | -0.6 | - 1.350 | 17 | - 0.422 | 9.582 | |
| | | | | | | 43.6 | 11.476 | | | | | | | |
| | | | | | | 46.4 | 11.014 | | | | | | | |
| | | | | | | 43.3 | 11.528 | | | | | | | |
| | | | | | | 43.0 | 11.580 | | | | | | | |
| | 190 | 1906 | 499.4 | 1817 | 40.00 | 58.8 | 9.368 | 9.159 | -0.6 | - 1.350 | 17 | - 0.422 | 7.387 | 1806 |
| | | | | | | 61.5 | 9.076 | | | | | | | |
| | | | | | | 61.9 | 9.034 | | | | | | | |
| | 191 | 1914 | 499.4 | 1817 | 40.50 | 22.2 | 17.230 | 16.708 | -0.6 | - 1.350 | 17 | - 0.422 | 14.936 | |
| | | | | | | 22.1 | 17.273 | | | | | | | |
| | | | | | | 24.1 | 16.460 | | | | | | | |
| | | | | | | 25.7 | 15.870 | | | | | | | |
| | 192 | 2000 | 499.3 | 1817 | 40.00 | 26.5 | 15.593 | 15.775 | -0.7 | - 1.575 | 17 | - 0.422 | 13.778 | |
| | | | | | | 25.4 | 15.977 | | | | | | | |
| | | | | | | 26.2 | 15.696 | | | | | | | |
| | | | | | | 25.8 | 15.835 | | | | | | | |
| | 193 | 2013 | 499.3 | 1817 | 39.50 | 44.4 | 11.340 | 11.319 | -0.7 | - 1.575 | 17 | - 0.422 | 9.322 | 1855 |
| | | | | | | 45.2 | 11.207 | | | | | | | |
| | | | | | | 44.6 | 11.306 | | | | | | | |
| | | | | | | 43.9 | 11.424 | | | | | | | |
| | 194 | 2025 | 499.4 | 1817 | 40.00 | 18.9 | 18.790 | 18.687 | -0.6 | - 1.350 | 17 | - 0.422 | 16.915 | |
| | | | | | | 18.9 | 18.790 | | | | | | | |
| | | | | | | 19.1 | 18.686 | | | | | | | |
| | | | | | | 19.5 | 18.481 | | | | | | | |
| | 195 | 2038 | 499.4 | 1817 | 39.50 | 32.7 | 13.765 | 13.765 | -0.6 | - 1.350 | 17 | - 0.422 | 11.993 | |
| | | | | | | 32.7 | 13.765 | | | | | | | |
| | | | | | | 33.1 | 13.663 | | | | | | | |
| | | | | | | 32.3 | 13.868 | | | | | | | |
| | 196 | 2053 | 499.4 | 1817 | 39.00 | 61.3 | 9.097 | 9.032 | -0.6 | - 1.350 | 17 | - 0.422 | 7.260 | 1948 |
| | | | | | | 62.1 | 9.013 | | | | | | | |
| | | | | | | 62.9 | 8.932 | | | | | | | |
| | | | | | | 61.4 | 9.086 | | | | | | | |
| | 197 | 2105 | 499.1 | 1817 | 39.50 | 21.0 | 17.761 | 17.626 | -0.9 | - 2.025 | 17 | - 0.422 | 15.179 | |
| | | | | | | 21.6 | 17.491 | | | | | | | |
| | | | | | | 21.6 | 17.491 | | | | | | | |
| | | | | | | 21.0 | 17.761 | | | | | | | |

TABLE I (cont'd)

XENON TRANSIENT TESTS

| Date | Run No. | Mean Time | Avg. Temp. F | Avg. Press. psig | Average Rod Height 1,3,5,7's Inches | Reactor Period Sec. | Uncorrected Reactivity $\rho \times 10^{-4}$ | Average Uncorrected Reactivity $\rho \times 10^{-4}$ | Reactivity Corrections To 500 F and 1800 psig: ΔT F | Temp. $\Delta\rho \times 10^{-4}$ | ΔP psig | Press. $\Delta\rho \times 10^{-4}$ | Corrected Reactivity $\rho \times 10^{-4}$ | Criticality Time |
|---|---|---|---|---|---|---|---|---|---|---|---|---|---|---|
| 5/14/60 | 198 | 2118 | 499.1 | 1817 | 39.00 | 37.6 | 12.622 | 12.597 | -0.9 | - 2.025 | 17 | - 0.422 | 10.150 | |
| | | | | | | 38.3 | 12.476 | | | | | | | |
| | | | | | | 37.5 | 12.644 | | | | | | | |
| | | | | | | 37.5 | 12.644 | | | | | | | |
| | 199 | 2144 | 499.3 | 1817 | 38.50 | 65.3 | 8.695 | 8.682 | -0.7 | - 1.350 | 17 | - 0.422 | 6.910 | 2038 |
| | | | | | | 65.3 | 8.695 | | | | | | | |
| | | | | | | 65.7 | 8.657 | | | | | | | |
| | 200 | 2153 | 499.4 | 1817 | 39.00 | 25.9 | 15.800 | 15.881 | -0.6 | - 1.350 | 17 | - 0.422 | 14.109 | |
| | | | | | | 25.9 | 15.800 | | | | | | | |
| | | | | | | 26.0 | 15.765 | | | | | | | |
| | | | | | | 24.9 | 16.159 | | | | | | | |
| | 201 | 2207 | 499.4 | 1817 | 38.50 | 49.8 | 10.504 | 10.785 | -0.6 | - 1.350 | 17 | - 0.422 | 9.013 | |
| | | | | | | 47.4 | 10.859 | | | | | | | |
| | | | | | | 48.2 | 10.738 | | | | | | | |
| | | | | | | 46.9 | 10.936 | | | | | | | |
| | | | | | | 47.2 | 10.889 | | | | | | | |
| | 202 | 2219 | 499.4 | 1817 | 39.00 | 19.2 | 18.634 | 18.433 | -0.6 | - 1.350 | 17 | - 0.422 | 16.661 | |
| | | | | | | 19.6 | 18.431 | | | | | | | |
| | | | | | | 20.1 | 18.185 | | | | | | | |
| | | | | | | 19.5 | 18.481 | | | | | | | |
| | 203 | 2237 | 499.4 | 1817 | 38.50 | 31.9 | 13.974 | 14.118 | -0.6 | - 1.350 | 17 | - 0.422 | 12.346 | |
| | | | | | | 30.7 | 14.000 | | | | | | | |
| | | | | | | 30.9 | 14.245 | | | | | | | |
| | | | | | | 31.9 | 13.974 | | | | | | | |
| | | | | | | 30.9 | 14.245 | | | | | | | |
| | | | | | | 30.8 | 14.272 | | | | | | | |
| | 204 | 2252 | 499.3 | 1817 | 38.25 | 39.0 | 12.333 | 12.297 | -0.7 | - 1.575 | 17 | - 0.422 | 10.300 | 2108 |
| | | | | | | 39.5 | 12.233 | | | | | | | |
| | | | | | | 38.8 | 12.374 | | | | | | | |
| | | | | | | 39.5 | 12.233 | | | | | | | |
| | | | | | | 39.1 | 12.313 | | | | | | | |
| | 205 | 2309 | 499.3 | 1817 | 38.50 | 21.4 | 17.580 | 17.491 | -0.7 | - 1.575 | 17 | - 0.422 | 15.494 | |
| | | | | | | 21.4 | 17.580 | | | | | | | |
| | | | | | | 21.9 | 17.359 | | | | | | | |
| | | | | | | 21.8 | 17.403 | | | | | | | |
| | | | | | | 21.5 | 17.535 | | | | | | | |
| | 206 | 2321 | 499.3 | 1817 | 38.25 | 27.8 | 15.166 | 15.214 | -0.7 | - 1.575 | 17 | - 0.422 | 13.217 | |
| | | | | | | 27.6 | 15.230 | | | | | | | |
| | | | | | | 27.7 | 15.198 | | | | | | | |
| | | | | | | 27.5 | 15.262 | | | | | | | |
| | 207 | 2343 | 499.7 | 1817 | 37.50 | 97.5 | 6.442 | 6.531 | -0.3 | - 0.675 | 17 | - 0.422 | 5.434 | 2242 |
| | | | | | | 92.7 | 6.699 | | | | | | | |
| | | | | | | 95.7 | 6.536 | | | | | | | |
| | | | | | | 99.0 | 6.366 | | | | | | | |
| | | | | | | 94.3 | 6.611 | | | | | | | |
| 5/15/60 | 208 | 0016 | 499.8 | 1817 | 37.5 | 58.9 | 9.357 | 9.614 | -0.2 | - 0.450 | 17 | - 0.422 | 8.742 | |
| | | | | | | 56.0 | 9.692 | | | | | | | |
| | | | | | | 56.2 | 9.668 | | | | | | | |
| | | | | | | 55.6 | 9.741 | | | | | | | |
| | 209 | 0028 | 499.2 | 1817 | 37.0 | 143.0 | 4.736 | 4.858 | -0.8 | - 1.800 | 17 | - 0.422 | 2.636 | 2356 |
| | | | | | | 137.2 | 4.901 | | | | | | | |
| | | | | | | 136.0 | 4.936 | | | | | | | |
| | 210 | 0043 | 499.8 | 1817 | 37.5 | 41.2 | 11.906 | 11.826 | -0.2 | - 0.450 | 17 | - 0.422 | 10.954 | |
| | | | | | | 42.0 | 11.759 | | | | | | | |
| | | | | | | 41.7 | 11.814 | | | | | | | |
| | 211 | 0058 | 499.4 | 1817 | 37.0 | 92.8 | 6.693 | 6.854 | -0.6 | - 1.350 | 17 | - 0.422 | 5.082 | |
| | | | | | | 88.6 | 6.935 | | | | | | | |
| | | | | | | 88.6 | 6.935 | | | | | | | |
| | | | | | | 90.0 | 6.852 | | | | | | | |

TABLE I (cont'd)

XENON TRANSIENT TESTS

| Date | Run No. | Mean Time | Avg. Temp. F | Avg. Press. psig | Average Rod Height 1,3,5,7's Inches | Reactor Period Sec. | Uncorrected Reactivity $\rho \times 10^{-4}$ | Average Uncorrected Reactivity $\rho \times 10^{-4}$ | Reactivity Corrections To 500 F and 1800 psig: ΔT F | Temp. $\Delta\rho \times 10^{-4}$ | ΔP psig | Press. $\Delta\rho \times 10^{-4}$ | Corrected Reactivity $\rho \times 10^{-4}$ | Criticality Time |
|---|---|---|---|---|---|---|---|---|---|---|---|---|---|---|
| 5/15/60 | 212 | 0112 | 499.5 | 1817 | 37.5 | 29.4 | 14.674 | 14.639 | -0.5 | - 1.125 | 17 | - 0.422 | 13.092 | |
| | | | | | | 30.5 | 14.356 | | | | | | | |
| | | | | | | 29.4 | 14.674 | | | | | | | |
| | | | | | | 28.8 | 14.854 | | | | | | | |
| | 213 | 0126 | 499.4 | 1817 | 37.0 | 59.7 | 9.268 | 9.087 | -0.6 | - 1.350 | 17 | - 0.422 | 7.315 | |
| | | | | | | 61.3 | 9.097 | | | | | | | |
| | | | | | | 62.6 | 8.962 | | | | | | | |
| | | | | | | 61.5 | 9.076 | | | | | | | |
| | | | | | | 61.9 | 9.034 | | | | | | | |
| | 214 | 0138 | 499.6 | 1817 | 37.5 | 23.2 | 16.814 | 16.483 | -0.4 | - 0.900 | 17 | - 0.422 | 15.161 | |
| | | | | | | 24.8 | 16.196 | | | | | | | |
| | | | | | | 24.0 | 16.499 | | | | | | | |
| | | | | | | 24.2 | 16.422 | | | | | | | |
| | 215 | 0149 | 499.6 | 1817 | 37.0 | 50.0 | 10.476 | 10.562 | -0.4 | - 0.900 | 17 | - 0.422 | 9.240 | |
| | | | | | | 49.4 | 10.561 | | | | | | | |
| | | | | | | 48.8 | 10.649 | | | | | | | |
| | 216 | 0158 | 499.3 | 1817 | 37.5 | 18.9 | 18.790 | 19.500 | -0.7 | - 1.575 | 17 | - 0.422 | 17.503 | |
| | | | | | | 18.8 | 18.842 | | | | | | | |
| | | | | | | 15.4 | 20.868 | | | | | | | |
| | 217 | 0213 | 499.6 | 1817 | 37.0 | 36.1 | 12.950 | 12.384 | -0.4 | - 0.900 | 17 | - 0.422 | 11.062 | |
| | | | | | | 37.9 | 12.559 | | | | | | | |
| | | | | | | 39.1 | 12.313 | | | | | | | |
| | | | | | | 40.0 | 12.135 | | | | | | | |
| | | | | | | 40.9 | 11.963 | | | | | | | |
| | 218 | 0225 | 499.6 | 1817 | 36.5 | 98.7 | 6.381 | 6.751 | -0.4 | - 0.900 | 17 | - 0.422 | 5.429 | 0110 |
| | | | | | | 91.1 | 6.789 | | | | | | | |
| | | | | | | 88.8 | 6.923 | | | | | | | |
| | | | | | | 89.0 | 6.911 | | | | | | | |
| | 219 | 0241 | 499.8 | 1817 | 37.0 | 30.1 | 14.470 | 14.283 | -0.2 | - 0.450 | 17 | - 0.422 | 13.411 | |
| | | | | | | 31.3 | 14.135 | | | | | | | |
| | | | | | | 30.9 | 14.245 | | | | | | | |
| | 220 | 0255 | 499.6 | 1820 | 36.50 | 62.3 | 8.993 | 8.405 | -0.4 | - 0.900 | 20 | - 0.496 | 7.009 | |
| | | | | | | 68.2 | 8.427 | | | | | | | |
| | | | | | | 71.0 | 8.184 | | | | | | | |
| | | | | | | 70.0 | 8.269 | | | | | | | |
| | | | | | | 71.4 | 8.150 | | | | | | | |
| | 221 | 0306 | 499.9 | 1820 | 37.00 | 25.0 | 16.122 | 15.997 | -0.1 | - 0.225 | 20 | - 0.496 | 15.276 | |
| | | | | | | 25.8 | 15.835 | | | | | | | |
| | | | | | | 25.8 | 15.835 | | | | | | | |
| | | | | | | 24.8 | 16.196 | | | | | | | |
| | 222 | 0318 | 500.0 | 1820 | 36.50 | 55.3 | 9.777 | 9.472 | 0 | 0 | 20 | - 0.496 | 8.976 | |
| | | | | | | 59.7 | 9.268 | | | | | | | |
| | | | | | | 59.6 | 9.279 | | | | | | | |
| | | | | | | 60.6 | 9.171 | | | | | | | |
| | | | | | | 54.6 | 9.864 | | | | | | | |
| | 223 | 0330 | 499.8 | 1820 | 37.00 | 20.2 | 18.137 | 18.254 | -0.2 | - 0.450 | 20 | - 0.496 | 17.308 | |
| | | | | | | 19.3 | 18.583 | | | | | | | |
| | | | | | | 20.4 | 18.041 | | | | | | | |
| | 224 | 0343 | 499.9 | 1820 | 36.50 | 40.6 | 12.020 | 11.913 | -0.1 | - 0.225 | 20 | - 0.496 | 11.192 | |
| | | | | | | 41.5 | 11.851 | | | | | | | |
| | | | | | | 42.0 | 11.759 | | | | | | | |
| | | | | | | 40.6 | 12.020 | | | | | | | |
| | 225 | 0358 | 499.7 | 1820 | 36.00 | 79.3 | 7.541 | 8.078 | -0.3 | - 0.675 | 20 | - 0.496 | 6.907 | 0231 |
| | | | | | | 75.0 | 7.861 | | | | | | | |
| | | | | | | 68.6 | 8.391 | | | | | | | |
| | | | | | | 67.2 | 8.518 | | | | | | | |

TABLE I (cont'd)

XENON TRANSIENT TESTS

| Date | Run No. | Mean Time | Avg. Temp. F | Avg. Press. psig | Average Rod Height 1,3,5,7's Inches | Reactor Period Sec. | Uncorrected Reactivity $\rho \times 10^{-4}$ | Average Uncorrected Reactivity $\rho \times 10^{-4}$ | Reactivity Corrections To 500 F and 1800 psig: $\Delta T$ F | Temp. $\Delta\rho \times 10^{-4}$ | $\Delta P$ psig | Press. $\Delta\rho \times 10^{-4}$ | Corrected Reactivity $\rho \times 10^{-4}$ | Criticality Time |
|---|---|---|---|---|---|---|---|---|---|---|---|---|---|---|
| 5/15/60 | 226 | 0411 | 498.8 | 1820 | 36.50 | 24.0 | 16.499 | 16.199 | -1.2 | - 2.700 | 20 | - 0.496 | 13.003 | |
| | | | | | | 25.2 | 16.049 | | | | | | | |
| | | | | | | 25.2 | 16.049 | | | | | | | |
| | 227 | 0420 | 499.0 | 1820 | 36.00 | 61.9 | 9.034 | 8.993 | -1.0 | - 2.250 | 20 | - 0.496 | 6.247 | |
| | | | | | | 62.2 | 9.003 | | | | | | | |
| | | | | | | 62.8 | 8.942 | | | | | | | |
| | 228 | 0431 | 499.3 | 1820 | 36.50 | 23.2 | 16.814 | 16.378 | -0.7 | - 1.575 | 20 | - 0.496 | 14.307 | |
| | | | | | | 24.6 | 16.270 | | | | | | | |
| | | | | | | 25.2 | 16.049 | | | | | | | |
| | 229 | 0442 | 499.4 | 1820 | 36.00 | 57.3 | 9.539 | 9.643 | -0.6 | - 1.350 | 20 | - 0.496 | 7.797 | |
| | | | | | | 55.7 | 9.729 | | | | | | | |
| | | | | | | 56.0 | 9.692 | | | | | | | |
| | 230 | 0455 | 498.8 | 1820 | 36.50 | 17.2 | 19.734 | 19.364 | -1.2 | - 2.70 | 20 | - 0.496 | 16.168 | |
| | | | | | | 18.5 | 19.002 | | | | | | | |
| | | | | | | 17.4 | 19.617 | | | | | | | |
| | | | | | | 18.3 | 19.110 | | | | | | | |
| | 231 | 0508 | 498.7 | 1820 | 36.00 | 38.6 | 12.414 | 12.416 | -1.3 | - 2.925 | 20 | - 0.496 | 8.995 | |
| | | | | | | 37.4 | 12.665 | | | | | | | |
| | | | | | | 38.7 | 12.394 | | | | | | | |
| | | | | | | 39.7 | 12.194 | | | | | | | |
| | 232 | 0528 | 499.2 | 1820 | 35.50 | 124.3 | 5.312 | 5.176 | -0.8 | - 1.800 | 20 | - 0.496 | 2.880 | 0437 |
| | | | | | | 131.2 | 5.084 | | | | | | | |
| | | | | | | 131.0 | 5.090 | | | | | | | |
| | | | | | | 127.0 | 5.220 | | | | | | | |
| | 233 | 0542 | 499.0 | 1820 | 36.00 | 29.4 | 14.674 | 14.375 | -1.0 | - 2.25 | 20 | - 0.496 | 11.629 | |
| | | | | | | 31.8 | 14.000 | | | | | | | |
| | | | | | | 30.4 | 14.385 | | | | | | | |
| | | | | | | 30.2 | 14.442 | | | | | | | |
| | 234 | 0558 | 499.2 | 1820 | 35.50 | 89.4 | 6.888 | 6.890 | -0.8 | - 1.800 | 20 | - 0.496 | 4.594 | |
| | | | | | | 90.8 | 6.806 | | | | | | | |
| | | | | | | 87.9 | 6.977 | | | | | | | |
| | 235 | 0609 | 499.1 | 1820 | 36.00 | 25.8 | 15.835 | 16.597 | -0.9 | - 2.025 | 20 | - 0.496 | 14.076 | |
| | | | | | | 21.9 | 17.359 | | | | | | | |
| | 236 | 0622 | 499.8 | 1820 | 35.50 | 67.2 | 8.518 | 8.119 | -0.2 | - 0.450 | 20 | - 0.496 | 7.173 | |
| | | | | | | 76.0 | 7.784 | | | | | | | |
| | | | | | | 72.1 | 8.092 | | | | | | | |
| | | | | | | 72.2 | 8.084 | | | | | | | |
| | 237 | 0635 | 500.0 | 1820 | 36.00 | 27.4 | 15.294 | 14.988 | 0 | 0 | 20 | - 0.496 | 14.498 | |
| | | | | | | 27.5 | 15.262 | | | | | | | |
| | | | | | | 29.0 | 14.794 | | | | | | | |
| | | | | | | 29.5 | 14.645 | | | | | | | |
| | | | | | | 28.5 | 14.946 | | | | | | | |
| | 238 | 0650 | 500.0 | 1820 | 35.50 | 68.8 | 8.374 | 8.622 | 0 | 0 | 20 | - 0.496 | 8.126 | |
| | | | | | | 64.8 | 8.744 | | | | | | | |
| | | | | | | 65.2 | 8.705 | | | | | | | |
| | | | | | | 65.6 | 8.667 | | | | | | | |
| | 239 | 0703 | 499.8 | 1820 | 36.00 | 22.5 | 17.103 | 17.393 | -0.2 | - 0.045 | 20 | - 0.496 | 16.852 | |
| | | | | | | 22.0 | 17.316 | | | | | | | |
| | | | | | | 21.0 | 17.761 | | | | | | | |
| | 240 | 0715 | 499.6 | 1820 | 35.50 | 45.0 | 11.240 | 10.972 | -0.4 | - 0.900 | 20 | - 0.496 | 9.576 | |
| | | | | | | 45.6 | 11.142 | | | | | | | |
| | | | | | | 47.8 | 10.798 | | | | | | | |
| | | | | | | 48.4 | 10.708 | | | | | | | |

TABLE I (cont'd)

XENON TRANSIENT TESTS

| Date | Run No. | Mean Time | Avg. Temp. F | Avg. Press. psig | Average Rod Height 1,3,5,7's Inches | Reactor Period Sec. | Uncorrected Reactivity $\rho \times 10^{-4}$ | Average Uncorrected Reactivity $\rho \times 10^{-4}$ | Reactivity Corrections To 500 F and 1800 psig: ΔT F | Temp. $\Delta\rho \times 10^{-4}$ | ΔP psig | Press. $\Delta\rho \times 10^{-4}$ | Corrected Reactivity $\rho \times 10^{-4}$ | Criticality Time |
|---|---|---|---|---|---|---|---|---|---|---|---|---|---|---|
| 5/15/60 | 241 | 0723 | 500.0 | 1820 | 36.00 | 19.6 | 18.431 | 18.235 | 0 | 0 | 20 | - 0.496 | 17.757 | |
| | | | | | | 19.8 | 18.332 | | | | | | | |
| | | | | | | 20.4 | 18.041 | | | | | | | |
| | | | | | | 20.2 | 18.137 | | | | | | | |
| | 242 | 0740 | 500.0 | 1820 | 35.50 | 44.1 | 11.390 | 11.320 | 0 | 0 | 20 | - 0.496 | 10.894 | |
| | | | | | | 44.9 | 11.256 | | | | | | | |
| | | | | | | 44.1 | 11.390 | | | | | | | |
| | | | | | | 45.0 | 11.240 | | | | | | | |
| | | | | | | 44.5 | 11.323 | | | | | | | |
| | 243 | 0756 | 500.2 | 1820 | 35.50 | 41.4 | 11.869 | 12.803 | 0.2 | 0.450 | +20 | - 0.496 | 12.757 | |
| | | | | | | 42.1 | 11.741 | | | | | | | |
| | | | | | | 36.2 | 12.927 | | | | | | | |
| | | | | | | 36.2 | 12.927 | | | | | | | |
| | | | | | | 33.8 | 13.489 | | | | | | | |
| | 244 | 0830 | 499.3 | 1820 | 35.00 | 78.6 | 7.591 | 7.607 | -0.7 | - 1.575 | 20 | - 0.496 | 5.536 | 0704 |
| | | | | | | 76.8 | 7.724 | | | | | | | |
| | | | | | | 77.0 | 7.709 | | | | | | | |
| | | | | | | 79.6 | 7.520 | | | | | | | |
| | | | | | | 80.0 | 7.492 | | | | | | | |
| | 245 | 0841 | 499.2 | 1817 | 35.50 | 18.4 | 19.056 | 16.599 | -0.8 | - 1.800 | 17 | - 0.422 | 14.377 | |
| | | | | | | 23.0 | 16.896 | | | | | | | |
| | | | | | | 23.4 | 16.734 | | | | | | | |
| | | | | | | 24.6 | 16.270 | | | | | | | |
| | | | | | | 24.0 | 16.499 | | | | | | | |
| | 246 | 0852 | 499.1 | 1817 | 35.50 | 19.4 | 18.532 | 17.798 | -0.9 | - 2.025 | 17 | - 0.422 | 15.351 | |
| | | | | | | 19.4 | 18.532 | | | | | | | |
| | | | | | | 21.4 | 18.580 | | | | | | | |
| | | | | | | 23.2 | 16.814 | | | | | | | |
| | | | | | | 22.0 | 17.316 | | | | | | | |
| | 247 | 0903 | 499.4 | 1817 | 35.00 | 59.8 | 9.257 | 9.051 | -0.6 | - 1.350 | 17 | - 0.422 | 7.279 | |
| | | | | | | 62.8 | 8.942 | | | | | | | |
| | | | | | | 61.8 | 9.044 | | | | | | | |
| | | | | | | 62.6 | 8.962 | | | | | | | |
| | 248 | 0936 | 500.4 | 1817 | 35.00 | 62.2 | 9.003 | 9.097 | 0.4 | 0.900 | 17 | - 0.422 | 9.575 | |
| | | | | | | 61.0 | 9.128 | | | | | | | |
| | | | | | | 61.8 | 9.044 | | | | | | | |
| | | | | | | 60.2 | 9.214 | | | | | | | |

TABLE II

PLANT CONDITIONS IMMEDIATELY PRIOR TO SHUTDOWN

| | |
|---|---|
| Date | 5/12/60 |
| Time at start of shutdown | 2145 |
| Gross generator load (MW) | 68.1 |
| Net generator load (MW) | 59.7 |
| EFPH | 149.8 |
| 1A Th | 508.8 |
| 1B Th | 509.9 |
| 1C Th | 509.9 |
| 1A Tc | 489.5 |
| 1B Tc | 487.0 |
| 1C Tc | 488.0 |
| 1A Pressure (psig) | 1825 |
| 1B Pressure (psig) | 1860 |
| 1C Pressure (psig) | 1825 |
| 1B Flow (lb/hr x $10^6$) | 7.3 |
| 1C Flow (lb/hr x $10^6$) | 7.25 |

ROD POSITIONS FOR THE SIX (6) HOURS PRIOR TO SHUTDOWN

| 5/12/60 | Controlling Group II Rod Positions (Inches) | | | | | | | |
|---|---|---|---|---|---|---|---|---|
| Time | No. 21 | No. 22 | No. 23 | No. 24 | No. 61 | No. 62 | No. 63 | No. 64 |
| 1630-2145 | 9.76 | 9.68 | 9.62 | 9.74 | 9.60 | 9.62 | 9.71 | 9.65 |

| 5/12/60 | Sub-Group Average Rod Positions (Inches) | | | | | |
|---|---|---|---|---|---|---|
| Time | 1's | 3's | 4's | 5's | 7's | 8's |
| 1630-2145 | 69.06 | 69.03 | 1.01 | 69.00 | 68.96 | 1.04 |

TABLE II (cont'd)

POWER LEVEL FOR 40 HOURS PRIOR TO SHUTDOWN

| Date | Time | Average Per Cent Power |
|---|---|---|
| 5/11/60 | 0630 | 101.7 |
| | 0730 | 101.5 |
| | 0830 | 101.5 |
| | 0930 | 101.0 |
| | 1030 | 101.0 |
| | 1130 | 101.5 |
| | 1230 | 101.5 |
| | 1330 | 101.0 |
| | 1430 | 101.0 |
| | 1530 | 101.0 |
| | 1630 | 101.2 |
| | 1730 | 101.2 |
| | 1830 | 101.4 |
| | 1930 | 101.6 |
| | 2030 | 101.2 |
| | 2130 | 101.2 |
| | 2230 | 101.2 |
| | 2330 | 100.7 |
| 5/12/60 | 0030 | 101.5 |
| | 0130 | 101.6 |
| | 0230 | 101.5 |
| | 0330 | 101.5 |
| | 0430 | 101.4 |
| | 0530 | 101.8 |
| | 0630 | 101.5 |
| | 0730 | 101.6 |
| | 0830 | 101.6 |
| | 0930 | 100.9 |
| | 1030 | 100.5 |
| | 1130 | 100.0 |
| | 1230 | 101.1 |
| | 1330 | 96.7 |
| | 1430 | 101.5 |
| | 1530 | 97.4 |
| | 1630 | 101.0 |
| | 1730 | 101.2 |
| | 1830 | 101.0 |
| | 1930 | 101.0 |
| | 2030 | 100.5 |
| | 2130 | 99.5 |

TABLE III

REACTOR COOLANT LOOP TEMPERATURE

| Run No. | Reactor Coolant Loop Temperature (Calibrating) $T_c$ 1A F | 1B F | 1C F | Reactor Coolant Loop Temperature $T_h$ 1A F | 1B F | 1C F |
|---|---|---|---|---|---|---|
| 1 | 499.1 | 498.9 | 498.7 | 498.0 | 499.2 | 499.2 |
| 2 | 498.2 | 496.6 | 498.2 | 497.0 | 498.0 | 498.0 |
| 5 | 498.7 | 498.8 | 497.8 | 497.8 | 499.0 | 498.8 |
| 7 | 499.3 | 499.1 | 499.1 | 498.5 | 499.5 | 499.7 |
| 8 | 499.3 | 499.7 | 498.7 | 498.5 | 499.5 | 499.5 |
| 9 | 499.3 | 499.7 | 498.7 | 498.5 | 499.5 | 499.5 |
| 10 | 499.3 | 499.5 | 499.1 | 498.5 | 499.7 | 500.0 |
| 11 | 499.9 | 500.3 | 499.9 | 499.0 | 500.5 | 500.5 |
| 12 | 500.5 | 500.9 | 500.3 | 500.0 | 500.5 | 500.5 |
| 13 | 499.3 | 499.9 | 499.1 | 498.5 | 499.5 | 499.0 |
| 14 | 497.6 | 498.0 | 497.4 | 497.0 | 498.0 | 497.0 |
| 15 | 498.2 | 498.6 | 498.0 | 497.1 | 498.2 | 498.2 |
| 16 | 499.3 | 499.5 | 499.1 | 498.3 | 499.6 | 499.7 |
| 17 | 499.5 | 499.9 | 499.1 | 498.6 | 499.7 | 499.8 |
| 18 | 498.9 | 499.3 | 498.9 | 498.3 | 499.3 | 499.2 |
| 19 | 499.1 | 499.5 | 498.7 | 498.3 | 499.4 | 499.4 |
| 20 | 499.7 | 499.9 | 498.9 | 498.6 | 499.8 | 499.8 |
| 21 | 499.5 | 499.9 | 498.9 | 498.6 | 499.8 | 499.8 |
| 22 | 499.1 | 499.5 | 498.7 | 498.3 | 499.3 | 499.4 |
| 23 | 498.7 | 499.1 | 498.5 | 498.0 | 499.0 | 499.2 |
| 24 | 499.5 | 499.9 | 499.3 | 498.5 | 499.7 | 500.0 |
| 25 | 499.3 | 499.9 | 499.3 | 498.6 | 499.8 | 499.9 |
| 26 | 499.1 | 499.5 | 499.1 | 498.7 | 499.5 | 499.8 |
| 27 | 499.7 | 499.7 | 499.5 | 498.8 | 499.8 | 500.0 |
| 28 | 499.3 | 499.9 | 499.3 | 498.6 | 499.4 | 499.5 |
| 29 | 499.3 | 499.5 | 498.9 | 498.3 | 499.5 | 499.7 |
| 30 | 499.1 | 499.5 | 498.5 | 498.2 | 499.4 | 499.6 |
| 31 | 498.9 | 499.3 | 499.0 | 498.2 | 499.2 | 499.4 |
| 32 | 499.1 | 499.1 | 498.9 | 498.2 | 499.4 | 499.8 |
| 33 | 499.3 | 499.5 | 499.1 | 498.3 | 499.5 | 499.6 |
| 34 | 499.3 | 499.7 | 499.1 | 498.3 | 499.6 | 499.8 |
| 35 | 499.3 | 499.5 | 499.1 | 498.5 | 499.6 | 499.7 |
| 36 | 499.3 | 499.1 | 499.1 | 498.5 | 499.5 | 499.8 |
| 37 | 499.3 | 499.3 | 498.9 | 498.4 | 499.3 | 499.2 |
| 38 | 499.2 | 499.1 | 498.9 | 498.0 | 499.0 | 499.2 |
| 39 | 499.5 | 499.9 | 499.1 | 498.5 | 499.7 | 499.8 |
| 40 | 499.7 | 499.9 | 498.2 | 498.6 | 500.0 | 499.8 |
| 41 | 499.1 | 499.5 | 498.7 | 498.2 | 499.5 | 499.2 |

TABLE III (cont'd)

REACTOR COOLANT LOOP TEMPERATURE

| Run No. | Reactor Coolant Loop Temperature (Calibrating) Tc 1A F | 1B F | 1C F | Reactor Coolant Loop Temperature Th 1A F | 1B F | 1C F |
|---|---|---|---|---|---|---|
| 42 | 499.1 | 499.5 | 498.5 | 498.2 | 499.4 | 499.0 |
| 43 | 499.1 | 499.3 | 498.5 | 498.0 | 499.0 | 498.8 |
| 44 | 498.9 | 499.3 | 498.5 | 497.8 | 499.0 | 498.5 |
| 45 | 498.5 | 498.9 | 498.2 | 497.4 | 498.6 | 498.2 |
| 47 | 498.7 | 499.1 | 498.6 | 498.0 | 499.0 | 499.0 |
| 48 | 499.1 | 499.5 | 498.5 | 498.0 | 499.5 | 499.0 |
| 49 | 499.2 | 499.6 | 499.2 | 498.0 | 499.5 | 499.5 |
| 50 | 499.3 | 499.7 | 499.2 | 498.2 | 499.5 | 499.5 |
| 51 | 499.7 | 499.9 | 499.5 | 498.5 | 500.0 | 500.0 |
| 52 | 499.6 | 499.9 | 499.4 | 498.5 | 500.0 | 500.0 |
| 53 | 499.8 | 500.1 | 499.5 | 499.0 | 500.0 | 500.0 |
| 54 | 499.8 | 500.0 | 499.5 | 499.0 | 500.0 | 500.0 |
| 55 | 499.7 | 500.1 | 499.5 | 499.0 | 500.0 | 500.0 |
| 56 | 499.7 | 500.1 | 499.5 | 499.0 | 500.0 | 500.0 |
| 57 | 499.7 | 500.0 | 499.4 | 499.0 | 500.0 | 500.0 |
| 58 | 499.7 | 500.0 | 499.5 | 499.0 | 500.0 | 500.5 |
| 59 | 499.7 | 500.0 | 499.5 | 499.0 | 500.0 | 500.5 |
| 60 | 499.8 | 500.1 | 499.6 | 499.0 | 500.0 | 500.5 |
| 61 | 499.5 | 499.7 | 499.3 | 498.5 | 500.0 | 500.0 |
| 62 | 499.5 | 499.9 | 499.4 | 498.5 | 500.0 | 500.5 |
| 63 | 499.7 | 500.0 | 499.5 | 498.5 | 500.0 | 500.6 |
| 64 | 499.7 | 500.2 | 499.5 | 498.5 | 500.0 | 500.5 |
| 65 | 499.8 | 500.1 | 499.8 | 498.5 | 500.0 | 500.5 |
| 66 | 499.7 | 500.1 | 499.5 | 498.5 | 500.0 | 500.5 |
| 67 | 499.7 | 500.0 | 499.5 | 498.5 | 500.0 | 500.5 |
| 68 | 499.7 | 500.0 | 499.5 | 498.5 | 500.0 | 500.5 |
| 69 | 499.7 | 500.1 | 499.6 | 498.5 | 500.0 | 500.5 |
| 70 | 499.8 | 500.1 | 499.6 | 498.5 | 500.0 | 500.5 |
| 71 | 499.5 | 499.9 | 499.3 | 498.5 | 500.0 | 500.0 |
| 72 | 499.7 | 499.9 | 499.3 | 498.5 | 500.0 | 500.0 |
| 73 | 499.7 | 500.1 | 499.6 | 498.5 | 500.0 | 500.0 |
| 74 | 499.6 | 499.9 | 499.4 | 498.5 | 500.0 | 500.0 |
| 75 | 499.8 | 500.1 | 499.6 | 498.5 | 500.0 | 500.0 |
| 76 | 499.8 | 500.1 | 499.5 | 498.5 | 500.0 | 500.0 |
| 77 | 499.7 | 499.9 | 499.4 | 498.5 | 500.0 | 500.0 |
| 78 | 499.6 | 500.0 | 499.4 | 498.5 | 500.0 | 500.0 |

TABLE III (cont'd)

REACTOR COOLANT LOOP TEMPERATURE

| Run No. | Reactor Coolant Loop Temperature (Calibrating) $T_c$ 1A F | 1B F | 1C F | Reactor Coolant Loop Temperature $T_h$ 1A F | 1B F | 1C F |
|---|---|---|---|---|---|---|
| 79 | 499.7 | 500.1 | 499.5 | 498.5 | 500.0 | 500.0 |
| 80 | 499.7 | 500.1 | 499.5 | 498.5 | 500.0 | 500.2 |
| 81 | 499.7 | 500.1 | 499.5 | 498.5 | 500.0 | 500.0 |
| 82 | 499.7 | 500.1 | 499.5 | 498.4 | 500.0 | 500.0 |
| 83 | 499.5 | 499.9 | 499.3 | 498.5 | 500.0 | 500.0 |
| 84 | 499.7 | 499.9 | 499.5 | 498.5 | 500.0 | 500.5 |
| 85 | 499.7 | 499.7 | 499.3 | 498.5 | 500.0 | 500.5 |
| 86 | 499.5 | 499.9 | 499.3 | 498.3 | 500.0 | 500.0 |
| 87 | 499.3 | 499.7 | 499.1 | 498.3 | 499.5 | 500.0 |
| 88 | 499.5 | 499.9 | 499.3 | 498.0 | 500.0 | 500.0 |
| 89 | 499.7 | 499.9 | 499.3 | 498.0 | 500.0 | 500.0 |
| 90 | 499.5 | 499.9 | 499.3 | 498.0 | 500.0 | 500.0 |
| 91 | 499.5 | 499.9 | 499.3 | 498.0 | 500.0 | 500.5 |
| 92 | 499.7 | 499.9 | 499.3 | 498.0 | 500.0 | 500.5 |
| 93 | 499.7 | 499.9 | 499.3 | 498.0 | 500.0 | 500.5 |
| 94 | 499.7 | 499.9 | 499.3 | 498.0 | 500.0 | 500.5 |
| 95 | 499.7 | 500.1 | 499.5 | 498.0 | 500.0 | 500.5 |
| 96 | 499.1 | 499.3 | 499.1 | 498.0 | 500.0 | 500.5 |
| 97 | 499.3 | 499.5 | 499.3 | 498.0 | 499.5 | 500.0 |
| 98 | 499.5 | 499.7 | 499.5 | 498.0 | 499.5 | 500.0 |
| 99 | 499.7 | 499.7 | 499.5 | 498.0 | 500.0 | 500.5 |
| 100 | 499.7 | 499.7 | 499.5 | 498.0 | 500.0 | 500.0 |
| 101 | 499.9 | 499.7 | 499.3 | 498.5 | 500.0 | 500.5 |
| 102 | 499.5 | 499.5 | 499.1 | 498.0 | 500.0 | 500.0 |
| 103 | 499.5 | 499.5 | 499.1 | 498.0 | 500.0 | 500.0 |
| 104 | 499.5 | 499.7 | 499.3 | 498.0 | 500.0 | 500.0 |
| 105 | 499.7 | 499.9 | 499.5 | 498.0 | 500.0 | 500.0 |
| 106 | 499.5 | 499.7 | 499.3 | 498.0 | 499.5 | 500.0 |
| 107 | 499.5 | 499.5 | 499.1 | 498.0 | 500.0 | 500.0 |
| 108 | 499.7 | 500.1 | 499.5 | 498.0 | 500.0 | 500.0 |
| 109 | 499.7 | 499.9 | 499.3 | 498.5 | 500.0 | 500.5 |
| 110 | 499.1 | 499.3 | 498.7 | 498.0 | 499.2 | 499.9 |
| 111 | 498.5 | 498.9 | 498.5 | 497.5 | 499.0 | 499.5 |
| 112 | 498.5 | 498.9 | 498.7 | 497.8 | 499.0 | 499.5 |
| 113 | 498.7 | 499.1 | 498.9 | 497.8 | 499.1 | 499.8 |
| 114 | 498.9 | 499.3 | 499.1 | 497.8 | 499.1 | 499.8 |
| 115 | 499.3 | 499.7 | 499.3 | 498.0 | 499.5 | 500.0 |

TABLE III (cont'd)

REACTOR COOLANT LOOP TEMPERATURE

| Run No. | Reactor Coolant Loop Temperature (Calibrating) $T_c$ 1A F | 1B F | 1C F | Reactor Coolant Loop Temperature $T_h$ 1A F | 1B F | 1C F |
|---|---|---|---|---|---|---|
| 116 | 499.5 | 499.7 | 499.1 | 498.2 | 499.7 | 500.0 |
| 117 | 499.3 | 499.3 | 499.1 | 498.0 | 499.4 | 499.9 |
| 118 | 498.9 | 498.9 | 498.9 | 497.8 | 499.2 | 499.8 |
| 119 | 498.7 | 498.7 | 498.7 | 497.8 | 499.0 | 499.5 |
| 120 | 498.5 | 498.9 | 498.7 | 497.8 | 499.0 | 499.8 |
| 121 | 499.1 | 499.1 | 499.1 | 497.9 | 499.2 | 500.0 |
| 122 | 498.7 | 498.7 | 498.3 | 497.9 | 499.0 | 499.6 |
| 123 | 498.5 | 498.7 | 498.3 | 497.8 | 498.8 | 499.2 |
| 124 | 499.5 | 499.7 | 499.7 | 498.2 | 499.5 | 500.1 |
| 125 | 499.7 | 499.7 | 498.7 | 498.4 | 499.7 | 500.0 |
| 126 | 498.9 | 498.9 | 498.3 | 497.8 | 499.0 | 499.5 |
| 127 | 498.5 | 498.6 | 498.2 | 497.5 | 498.8 | 499.2 |
| 128 | 498.7 | 498.7 | 498.7 | 497.5 | 498.8 | 499.5 |
| 129 | 499.7 | 499.7 | 499.9 | 498.4 | 499.9 | 500.4 |
| 130 | 499.1 | 499.1 | 499.1 | 498.0 | 499.4 | 499.8 |
| 131 | 499.5 | 499.7 | 499.3 | 498.2 | 499.9 | 500.0 |
| 132 | 499.1 | 499.1 | 498.9 | 498.1 | 499.4 | 499.7 |
| 133 | 498.5 | 498.8 | 498.4 | 497.5 | 498.8 | 499.0 |
| 134 | 498.2 | 498.6 | 498.4 | 497.2 | 498.5 | 498.8 |
| 135 | 498.2 | 498.4 | 498.2 | 497.1 | 498.4 | 498.6 |
| 136 | 498.2 | 498.6 | 498.4 | 497.0 | 498.4 | 498.8 |
| 137 | 499.3 | 499.3 | 498.7 | 498.0 | 499.5 | 499.8 |
| 138 | 499.5 | 499.7 | 499.1 | 498.1 | 499.7 | 500.0 |
| 139 | 499.9 | 500.1 | 499.7 | 498.5 | 500.0 | 500.2 |
| 140 | 499.7 | 499.9 | 499.3 | 498.6 | 500.0 | 500.1 |
| 141 | 499.3 | 499.5 | 499.1 | 498.1 | 499.6 | 500.1 |
| 142 | 499.7 | 499.9 | 499.5 | 498.2 | 499.8 | 500.3 |
| 143 | 499.7 | 499.9 | 499.1 | 498.2 | 499.8 | 500.3 |
| 144 | 499.6 | 499.7 | 499.7 | 498.2 | 499.8 | 500.0 |
| 145 | 500.0 | 499.9 | 499.7 | 498.8 | 500.0 | 500.5 |
| 146 | 499.6 | 499.5 | 499.7 | 498.8 | 499.8 | 500.0 |
| 147 | 499.3 | 498.8 | 499.3 | 497.5 | 499.8 | 500.0 |
| 148 | 499.7 | 499.7 | 499.7 | 498.5 | 500.0 | 500.0 |
| 149 | 499.5 | 499.3 | 499.3 | 498.5 | 499.8 | 500.0 |
| 150 | 499.7 | 499.7 | 499.7 | 498.5 | 499.9 | 500.0 |
| 151 | 499.7 | 499.5 | 499.5 | 498.5 | 499.9 | 500.0 |
| 152 | 499.7 | 499.7 | 499.6 | 498.5 | 500.0 | 500.2 |

TABLE III (cont'd)

REACTOR COOLANT LOOP TEMPERATURE

| Run No. | Reactor Coolant Loop Temperature (Calibrating) $T_c$ 1A F | 1B F | 1C F | Reactor Coolant Loop Temperature $T_h$ 1A F | 1B F | 1C F |
|---|---|---|---|---|---|---|
| 153 | 499.7 | 499.7 | 499.6 | 498.5 | 500.0 | 500.5 |
| 154 | 499.7 | 499.7 | 499.5 | 498.5 | 500.0 | 500.5 |
| 155 | 499.5 | 499.7 | 499.4 | 498.5 | 499.8 | 500.5 |
| 156 | 499.7 | 499.7 | 499.5 | 498.5 | 500.0 | 500.0 |
| 157 | 499.5 | 499.5 | 499.3 | 498.0 | 499.8 | 500.0 |
| 158 | 499.7 | 499.7 | 499.6 | 498.0 | 500.0 | 500.0 |
| 159 | 499.3 | 499.8 | 499.3 | 498.0 | 499.8 | 500.0 |
| 160 | 499.7 | 499.7 | 499.5 | 498.0 | 499.8 | 500.0 |
| 161 | 499.5 | 499.5 | 499.4 | 498.0 | 500.0 | 500.0 |
| 162 | 499.7 | 499.5 | 499.5 | 498.0 | 500.0 | 500.0 |
| 163 | 499.8 | 499.8 | 499.6 | 498.0 | 500.0 | 500.0 |
| 164 | 499.6 | 499.7 | 499.4 | 498.5 | 500.0 | 500.0 |
| 165 | 499.9 | 499.9 | 499.7 | 498.0 | 500.0 | 500.0 |
| 166 | 499.7 | 499.9 | 499.5 | 498.0 | 500.0 | 500.0 |
| 167 | 499.3 | 499.3 | 499.1 | 498.0 | 500.0 | 500.0 |
| 168 | 499.5 | 499.6 | 499.2 | 498.0 | 500.0 | 500.0 |
| 169 | 499.7 | 499.9 | 499.5 | 498.0 | 500.0 | 500.0 |
| 170 | 499.7 | 499.8 | 499.4 | 498.0 | 500.0 | 500.0 |
| 171 | 499.7 | 499.8 | 499.5 | 498.0 | 500.0 | 500.0 |
| 172 | 499.8 | 499.9 | 499.6 | 498.5 | 500.0 | 500.0 |
| 173 | 499.8 | 499.7 | 499.4 | 498.0 | 500.0 | 500.0 |
| 174 | 499.5 | 499.7 | 499.3 | 498.0 | 500.0 | 500.0 |
| 175 | 499.5 | 499.7 | 499.4 | 498.0 | 500.0 | 500.0 |
| 176 | 499.7 | 499.7 | 499.5 | 498.0 | 500.0 | 500.0 |
| 177 | 499.7 | 499.9 | 499.6 | 498.5 | 500.0 | 500.0 |
| 178 | 499.9 | 499.9 | 499.7 | 498.5 | 500.0 | 500.0 |
| 179 | 499.5 | 499.5 | 499.3 | 498.5 | 500.0 | 500.0 |
| 180 | 499.5 | 499.5 | 499.3 | 498.0 | 499.5 | 499.5 |
| 181 | 499.3 | 499.5 | 499.3 | 498.0 | 499.5 | 500.0 |
| 182 | 499.3 | 499.5 | 499.3 | 498.0 | 499.5 | 500.0 |
| 183 | 499.3 | 499.5 | 499.3 | 498.0 | 499.5 | 500.0 |
| 184 | 499.5 | 499.5 | 499.3 | 498.0 | 499.5 | 500.0 |
| 185 | 499.5 | 499.5 | 499.3 | 498.0 | 499.5 | 500.0 |
| 186 | 499.5 | 499.5 | 499.3 | 498.0 | 499.5 | 500.0 |
| 187 | 499.5 | 499.5 | 499.3 | 498.0 | 499.5 | 500.0 |
| 188 | 499.3 | 499.5 | 499.3 | 498.0 | 499.5 | 500.0 |

TABLE III (cont'd)

REACTOR COOLANT LOOP TEMPERATURE

| Run No. | Reactor Coolant Loop Temperature (Calibrating) $T_c$ 1A F | 1B F | 1C F | Reactor Coolant Loop Temperature $T_h$ 1A F | 1B F | 1C F |
|---|---|---|---|---|---|---|
| 189 | 499.3 | 499.5 | 499.3 | 498.0 | 499.5 | 500.0 |
| 190 | 499.3 | 499.5 | 499.5 | 498.0 | 499.5 | 500.0 |
| 191 | 499.3 | 499.5 | 499.3 | 498.0 | 499.5 | 500.0 |
| 192 | 499.3 | 499.3 | 499.3 | 498.0 | 499.5 | 499.5 |
| 193 | 499.3 | 499.5 | 499.1 | 498.0 | 499.5 | 499.5 |
| 194 | 499.3 | 499.5 | 499.3 | 498.0 | 499.5 | 500.0 |
| 195 | 499.3 | 499.5 | 499.3 | 498.0 | 499;5 | 500.0 |
| 196 | 499.5 | 499.5 | 499.3 | 498.0 | 499.5 | 500.0 |
| 197 | 499.1 | 499.1 | 499.1 | 498.0 | 499.5 | 500.0 |
| 198 | 499.1 | 499.1 | 499.1 | 498.0 | 499.5 | 499.5 |
| 199 | 499.3 | 499.5 | 499.1 | 498.0 | 499.5 | 500.0 |
| 200 | 499.3 | 499.5 | 499.3 | 498.0 | 499.5 | 500.0 |
| 201 | 499.5 | 499.5 | 499.3 | 498.0 | 499.5 | 500.0 |
| 202 | 499.5 | 499.5 | 499.3 | 498.0 | 499.5 | 500.0 |
| 203 | 499.3 | 499.5 | 499.3 | 498.0 | 499.5 | 500.0 |
| 204 | 499.3 | 499.5 | 499.1 | 498.0 | 499.5 | 499.5 |
| 205 | 499.3 | 499.5 | 499.1 | 498.0 | 499.5 | 499.5 |
| 206 | 499.3 | 499.5 | 499.1 | 498.0 | 499.5 | 499.5 |
| 207 | 499.7 | 499.8 | 499.5 | 498.0 | 499.5 | 500.0 |
| 208 | 499.9 | 499.9 | 499.7 | 498.0 | 500.0 | 500.0 |
| 209 | 499.3 | 499.3 | 498.9 | 498.0 | 499.5 | 499.5 |
| 210 | 499.9 | 499.9 | 499.5 | 498.5 | 500.0 | 500.0 |
| 211 | 499.5 | 499.7 | 499.1 | 498.5 | 500.0 | 500.0 |
| 212 | 499.7 | 499.7 | 499.1 | 498.5 | 500.0 | 500.0 |
| 213 | 499.5 | 499.7 | 499.1 | 498.5 | 500.0 | 500.0 |
| 214 | 499.7 | 499.9 | 499.3 | 498.5 | 500.0 | 500.0 |
| 215 | 499.7 | 499.9 | 499.3 | 498.5 | 500.0 | 500.0 |
| 216 | 499.5 | 499.3 | 499.1 | 498.5 | 500.0 | 500.0 |
| 217 | 499.5 | 499.9 | 499.3 | 498.5 | 499.5 | 500.0 |
| 218 | 499.7 | 499.5 | 499.5 | 499.0 | 500.5 | 501.0 |
| 219 | 500.1 | 499.5 | 499.7 | 498.5 | 500.0 | 500.5 |
| 220 | 499.7 | 499.5 | 499.5 | 498.5 | 500.0 | 500.2 |
| 221 | 500.1 | 499.9 | 499.7 | 498.8 | 500.0 | 500.5 |
| 222 | 500.1 | 500.1 | 499.7 | 499.0 | 500.5 | 500.7 |
| 223 | 499.7 | 499.9 | 499.7 | 498.6 | 500.0 | 500.2 |
| 224 | 499.9 | 499.9 | 499.9 | 498.7 | 500.0 | 500.5 |

TABLE III (cont'd)

REACTOR COOLANT LOOP TEMPERATURE

| Run No. | Reactor Coolant Loop Temperature (Calibrating) $T_c$ 1A F | 1B F | 1C F | Reactor Coolant Loop Temperature $T_h$ 1A F | 1B F | 1C F |
|---|---|---|---|---|---|---|
| 225 | 499.7 | 499.7 | 499.7 | 498.8 | 499.9 | 500.2 |
| 226 | 498.5 | 498.9 | 498.9 | 497.4 | 498.9 | 499.5 |
| 227 | 498.9 | 499.1 | 499.1 | 497.7 | 499.0 | 499.8 |
| 228 | 499.1 | 499.3 | 499.5 | 498.0 | 499.4 | 499.9 |
| 229 | 499.3 | 499.5 | 499.5 | 498.1 | 499.5 | 500.0 |
| 230 | 498.7 | 498.9 | 498.9 | 497.9 | 499.0 | 499.5 |
| 231 | 498.5 | 498.8 | 498.9 | 497.5 | 498.8 | 499.3 |
| 232 | 498.9 | 499.3 | 499.3 | 497.8 | 499.3 | 499.7 |
| 233 | 498.9 | 498.8 | 499.3 | 498.0 | 499.2 | 499.8 |
| 234 | 499.1 | 499.1 | 499.3 | 497.5 | 499.0 | 499.5 |
| 235 | 499.1 | 499.1 | 499.1 | 498.0 | 499.4 | 499.7 |
| 236 | 499.7 | 499.9 | 499.7 | 498.4 | 500.0 | 500.2 |
| 237 | 500.3 | 499.9 | 499.9 | 498.9 | 500.5 | 500.8 |
| 238 | 500.3 | 499.9 | 499.9 | 498.9 | 500.5 | 500.8 |
| 239 | 500.1 | 499.7 | 499.7 | 498.5 | 499.8 | 500.0 |
| 240 | 499.5 | 499.7 | 499.7 | 498.2 | 499.8 | 500.0 |
| 241 | 499.9 | 500.1 | 499.9 | 498.5 | 500.0 | 500.5 |
| 242 | 499.9 | 500.1 | 499.9 | 498.6 | 500.0 | 500.7 |
| 243 | 500.3 | 500.1 | 500.1 | 499.0 | 500.5 | 501.2 |
| 244 | 499.3 | 499.3 | 499.3 | 497.9 | 499.4 | 499.8 |
| 245 | 499.3 | 499.3 | 499.1 | 498.0 | 499.5 | 499.8 |
| 246 | 499.1 | 499.1 | 499.1 | 498.0 | 499.2 | 499.5 |
| 247 | 499.3 | 499.5 | 499.5 | 498.0 | 499.5 | 499.8 |
| 248 | 500.3 | 500.5 | 500.3 | 497.9 | 500.3 | 500.5 |

TABLE IV

Reactor Coolant Loop Flow and Pressure

| Run No. | Coolant Loop Flow* 1B lb/hr x $10^6$ | Coolant Loop Flow* 1C lb/hr x $10^6$ | Coolant Loop Pressure 1A psig | Coolant Loop Pressure 1B psig | Coolant Loop Pressure 1C psig |
|---|---|---|---|---|---|
| 1 | 7.51 | 7.51 | 1810 | 1850 | 1810 |
| 2 | 7.51 | 7.51 | 1810 | 1850 | 1810 |
| 5 | 7.51 | 7.51 | 1810 | 1850 | 1810 |
| 7 | 7.51 | 7.51 | 1810 | 1850 | 1810 |
| 8 | 7.51 | 7.51 | 1810 | 1850 | 1810 |
| 9 | 7.51 | 7.50 | 1810 | 1850 | 1810 |
| 10 | 7.51 | 7.50 | 1810 | 1850 | 1810 |
| 11 | 7.51 | 7.50 | 1810 | 1850 | 1810 |
| 12 | 7.51 | 7.50 | 1810 | 1850 | 1810 |
| 13 | 7.51 | 7.50 | 1810 | 1850 | 1810 |
| 14 | 7.51 | 7.51 | 1810 | 1850 | 1810 |
| 15 | 7.51 | 7.51 | 1820 | 1850 | 1830 |
| 16 | 7.51 | 7.50 | 1820 | 1850 | 1830 |
| 17 | 7.50 | 7.50 | 1820 | 1850 | 1830 |
| 18 | 7.51 | 7.50 | 1810 | 1850 | 1810 |
| 19 | 7.50 | 7.50 | 1810 | 1850 | 1820 |
| 20 | 7.50 | 7.50 | 1810 | 1850 | 1820 |
| 21 | 7.51 | 7.50 | 1810 | 1850 | 1820 |
| 22 | 7.51 | 7.51 | 1810 | 1850 | 1820 |
| 23 | 7.51 | 7.50 | 1810 | 1850 | 1820 |
| 24 | 7.50 | 7.50 | 1810 | 1850 | 1820 |
| 25 | 7.50 | 7.50 | 1820 | 1850 | 1820 |
| 26 | 7.50 | 7.50 | 1820 | 1850 | 1820 |
| 27 | 7.50 | 7.50 | 1810 | 1850 | 1820 |
| 28 | 7.50 | 7.50 | 1810 | 1850 | 1820 |
| 29 | 7.50 | 7.50 | 1810 | 1850 | 1810 |
| 30 | 7.50 | 7.50 | 1810 | 1850 | 1820 |
| 31 | 7.50 | 7.50 | 1810 | 1850 | 1820 |
| 32 | 7.50 | 7.50 | 1810 | 1850 | 1820 |
| 33 | 7.50 | 7.50 | 1810 | 1850 | 1810 |
| 34 | 7.50 | 7.50 | 1810 | 1850 | 1810 |
| 35 | 7.51 | 7.51 | 1810 | 1850 | 1810 |
| 36 | 7.51 | 7.51 | 1810 | 1850 | 1810 |
| 37 | 7.51 | 7.51 | 1810 | 1850 | 1810 |
| 38 | 7.50 | 7.50 | 1810 | 1850 | 1810 |
| 39 | 7.50 | 7.50 | 1820 | 1850 | 1825 |
| 40 | 7.50 | 7.50 | 1810 | 1850 | 1810 |
| 41 | 7.50 | 7.50 | 1810 | 1850 | 1810 |
| 42 | 7.50 | 7.50 | 1810 | 1850 | 1810 |

*1A Coolant Loop Flow D/P Cell inoperative.

TABLE IV (cont'd)

| Run No. | Coolant Loop Flow* 1B lb/hr x $10^6$ | 1C lb/hr x $10^6$ | Coolant Loop Pressure 1A psig | 1B psig | 1C psig |
|---|---|---|---|---|---|
| 43 | 7.51 | 7.50 | 1810 | 1850 | 1810 |
| 44 | 7.51 | 7.50 | 1810 | 1850 | 1810 |
| 45 | 7.51 | 7.50 | 1810 | 1850 | 1810 |
| 47 | 7.50 | 7.51 | 1800 | 1850 | 1810 |
| 48 | 7.50 | 7.50 | 1800 | 1850 | 1810 |
| 49 | 7.50 | 7.50 | 1800 | 1850 | 1810 |
| 50 | 7.50 | 7.50 | 1810 | 1850 | 1800 |
| 51 | 7.50 | 7.50 | 1810 | 1840 | 1810 |
| 52 | 7.50 | 7.50 | 1810 | 1850 | 1810 |
| 53 | 7.50 | 7.51 | 1800 | 1840 | 1810 |
| 54 | 7.50 | 7.51 | 1800 | 1840 | 1810 |
| 55 | 7.50 | 7.50 | 1810 | 1840 | 1810 |
| 56 | 7.50 | 7.50 | 1810 | 1850 | 1810 |
| 57 | 7.50 | 7.50 | 1810 | 1840 | 1810 |
| 58 | 7.50 | 7.50 | 1800 | 1840 | 1810 |
| 59 | 7.50 | 7.50 | 1800 | 1840 | 1810 |
| 60 | 7.50 | 7.50 | 1800 | 1840 | 1800 |
| 61 | 7.50 | 7.50 | 1810 | 1850 | 1800 |
| 62 | 7.50 | 7.50 | 1810 | 1850 | 1815 |
| 63 | 7.50 | 7.50 | 1800 | 1840 | 1810 |
| 64 | 7.50 | 7.50 | 1800 | 1850 | 1810 |
| 65 | 7.50 | 7.50 | 1810 | 1850 | 1810 |
| 66 | 7.50 | 7.50 | 1810 | 1850 | 1810 |
| 67 | 7.50 | 7.50 | 1810 | 1840 | 1800 |
| 68 | 7.50 | 7.50 | 1810 | 1840 | 1800 |
| 69 | 7.52 | 7.51 | 1810 | 1850 | 1815 |
| 70 | 7.52 | 7.51 | 1810 | 1850 | 1820 |
| 71 | 7.52 | 7.51 | 1810 | 1840 | 1820 |
| 72 | 7.52 | 7.50 | 1810 | 1840 | 1800 |
| 73 | 7.52 | 7.51 | 1810 | 1850 | 1810 |
| 74 | 7.52 | 7.50 | 1810 | 1850 | 1810 |
| 75 | 7.52 | 7.51 | 1810 | 1850 | 1810 |
| 76 | 7.52 | 7.51 | 1810 | 1840 | 1810 |
| 77 | 7.52 | 7.50 | 1810 | 1840 | 1810 |
| 78 | 7.52 | 7.50 | 1800 | 1840 | 1810 |
| 79 | 7.51 | 7.51 | 1800 | 1840 | 1810 |
| 80 | 7.51 | 7.51 | 1800 | 1850 | 1800 |
| 81 | 7.51 | 7.51 | 1800 | 1850 | 1800 |
| 82 | 7.51 | 7.51 | 1800 | 1850 | 1800 |
| 83 | 7.51 | 7.51 | 1800 | 1850 | 1800 |
| 84 | 7.51 | 7.51 | 1800 | 1850 | 1800 |

*1A Coolant Loop Flow D/P Cell inoperative.

TABLE IV (cont'd)

| Run No. | Coolant Loop Flow* 1B lb/hr x $10^6$ | Coolant Loop Flow* 1C lb/hr x $10^6$ | Coolant Loop Pressure 1A psig | Coolant Loop Pressure 1B psig | Coolant Loop Pressure 1C psig |
|---|---|---|---|---|---|
| 85 | 7.51 | 7.51 | 1800 | 1850 | 1800 |
| 86 | 7.51 | 7.51 | 1800 | 1850 | 1800 |
| 87 | 7.51 | 7.51 | 1800 | 1850 | 1800 |
| 88 | 7.51 | 7.50 | 1800 | 1850 | 1800 |
| 89 | 7.52 | 7.50 | 1800 | 1850 | 1800 |
| 90 | 7.52 | 7.50 | 1800 | 1850 | 1800 |
| 91 | 7.52 | 7.51 | 1800 | 1850 | 1800 |
| 92 | 7.52 | 7.51 | 1800 | 1850 | 1800 |
| 93 | 7.52 | 7.51 | 1800 | 1850 | 1800 |
| 94 | 7.52 | 7.51 | 1800 | 1850 | 1800 |
| 95 | 7.51 | 7.50 | 1800 | 1850 | 1800 |
| 96 | 7.52 | 7.50 | 1800 | 1850 | 1800 |
| 97 | 7.52 | 7.50 | 1800 | 1850 | 1800 |
| 98 | 7.52 | 7.50 | 1800 | 1850 | 1800 |
| 99 | 7.52 | 7.50 | 1800 | 1850 | 1800 |
| 100 | 7.52 | 7.50 | 1800 | 1850 | 1800 |
| 101 | 7.51 | 7.50 | 1800 | 1850 | 1800 |
| 102 | 7.52 | 7.50 | 1800 | 1850 | 1800 |
| 103 | 7.52 | 7.50 | 1800 | 1850 | 1800 |
| 104 | 7.51 | 7.50 | 1800 | 1850 | 1800 |
| 105 | 7.51 | 7.50 | 1800 | 1850 | 1800 |
| 106 | 7.51 | 7.50 | 1800 | 1850 | 1800 |
| 107 | 7.51 | 7.50 | 1800 | 1850 | 1800 |
| 108 | 7.51 | 7.50 | 1800 | 1850 | 1800 |
| 109 | 7.51 | 7.50 | 1800 | 1850 | 1800 |
| 110 | 7.50 | 7.51 | 1800 | 1840 | 1810 |
| 111 | 7.52 | 7.51 | 1800 | 1845 | 1810 |
| 112 | 7.50 | 7.51 | 1800 | 1840 | 1810 |
| 113 | 7.50 | 7.50 | 1800 | 1840 | 1810 |
| 114 | 7.50 | 7.51 | 1800 | 1840 | 1810 |
| 115 | 7.50 | 7.50 | 1800 | 1840 | 1810 |
| 116 | 7.50 | 7.50 | 1810 | 1840 | 1810 |
| 117 | 7.50 | 7.50 | 1810 | 1840 | 1810 |
| 118 | 7.50 | 7.50 | 1810 | 1840 | 1810 |
| 119 | 7.50 | 7.50 | 1810 | 1840 | 1810 |
| 120 | 7.50 | 7.50 | 1820 | 1850 | 1820 |
| 121 | 7.50 | 7.50 | 1820 | 1850 | 1820 |
| 122 | 7.50 | 7.50 | 1810 | 1840 | 1810 |
| 123 | 7.50 | 7.50 | 1810 | 1850 | 1810 |
| 124 | 7.50 | 7.50 | 1810 | 1850 | 1820 |
| 125 | 7.50 | 7.50 | 1810 | 1850 | 1810 |

*1A Coolant Loop Flow D/P Cell inoperative.

TABLE IV (cont'd)

| Run No. | Coolant Loop Flow* 1B lb/hr x $10^6$ | Coolant Loop Flow* 1C lb/hr x $10^6$ | Coolant Loop Pressure 1A psig | Coolant Loop Pressure 1B psig | Coolant Loop Pressure 1C psig |
|---|---|---|---|---|---|
| 126 | 7.50 | 7.50 | 1810 | 1850 | 1810 |
| 127 | 7.50 | 7.50 | 1810 | 1850 | 1810 |
| 128 | 7.50 | 7.50 | 1810 | 1850 | 1820 |
| 129 | 7.50 | 7.50 | 1810 | 1850 | 1810 |
| 130 | 7.50 | 7.50 | 1810 | 1850 | 1810 |
| 131 | 7.50 | 7.50 | 1810 | 1850 | 1810 |
| 132 | 7.50 | 7.50 | 1810 | 1850 | 1810 |
| 133 | 7.50 | 7.50 | 1810 | 1850 | 1810 |
| 134 | 7.50 | 7.50 | 1810 | 1850 | 1820 |
| 135 | 7.50 | 7.51 | 1810 | 1850 | 1820 |
| 136 | 7.51 | 7.51 | 1810 | 1850 | 1820 |
| 137 | 7.51 | 7.50 | 1810 | 1850 | 1820 |
| 138 | 7.51 | 7.50 | 1810 | 1850 | 1810 |
| 139 | 7.50 | 7.50 | 1810 | 1850 | 1820 |
| 140 | 7.50 | 7.50 | 1810 | 1850 | 1810 |
| 141 | 7.50 | 7.50 | 1810 | 1850 | 1810 |
| 142 | 7.50 | 7.51 | 1810 | 1850 | 1810 |
| 143 | 7.50 | 7.51 | 1810 | 1850 | 1820 |
| 144 | 7.52 | 7.50 | 1810 | 1850 | 1810 |
| 145 | 7.52 | 7.50 | 1810 | 1840 | 1800 |
| 146 | 7.52 | 7.50 | 1810 | 1840 | 1810 |
| 147 | 7.52 | 7.50 | 1810 | 1840 | 1810 |
| 148 | 7.52 | 7.50 | 1810 | 1840 | 1810 |
| 149 | 7.52 | 7.50 | 1810 | 1840 | 1810 |
| 150 | 7.52 | 7.50 | 1810 | 1840 | 1810 |
| 151 | 7.52 | 7.50 | 1810 | 1840 | 1800 |
| 152 | 7.52 | 7.50 | 1810 | 1840 | 1800 |
| 153 | 7.52 | 7.50 | 1810 | 1840 | 1800 |
| 154 | 7.52 | 7.50 | 1810 | 1840 | 1810 |
| 155 | 7.52 | 7.50 | 1810 | 1840 | 1800 |
| 156 | 7.52 | 7.50 | 1810 | 1840 | 1800 |
| 157 | 7.52 | 7.50 | 1810 | 1840 | 1800 |
| 158 | 7.52 | 7.50 | 1800 | 1840 | 1800 |
| 159 | 7.52 | 7.50 | 1800 | 1840 | 1800 |
| 160 | 7.52 | 7.50 | 1800 | 1850 | 1800 |
| 161 | 7.52 | 7.50 | 1800 | 1840 | 1800 |
| 162 | 7.52 | 7.50 | 1800 | 1840 | 1800 |
| 163 | 7.52 | 7.50 | 1810 | 1850 | 1800 |
| 164 | 7.52 | 7.50 | 1810 | 1840 | 1800 |
| 165 | 7.52 | 7.50 | 1800 | 1850 | 1800 |
| 166 | 7.52 | 7.50 | 1800 | 1840 | 1800 |

*1A Coolant Loop Flow D/P Cell inoperative.

TABLE IV (cont'd)

| Run No. | Coolant Loop Flow* 1B lb/hr x $10^6$ | Coolant Loop Flow* 1C lb/hr x $10^6$ | Coolant Loop Pressure 1A psig | Coolant Loop Pressure 1B psig | Coolant Loop Pressure 1C psig |
|---|---|---|---|---|---|
| 167 | 7.52 | 7.50 | 1810 | 1840 | 1800 |
| 168 | 7.52 | 7.50 | 1810 | 1850 | 1810 |
| 169 | 7.52 | 7.50 | 1810 | 1850 | 1810 |
| 170 | 7.52 | 7.50 | 1800 | 1840 | 1810 |
| 171 | 7.52 | 7.50 | 1800 | 1840 | 1810 |
| 172 | 7.52 | 7.50 | 1800 | 1840 | 1800 |
| 173 | 7.51 | 7.50 | 1800 | 1850 | 1800 |
| 174 | 7.52 | 7.50 | 1800 | 1850 | 1800 |
| 175 | 7.52 | 7.50 | 1800 | 1840 | 1800 |
| 176 | 7.52 | 7.51 | 1800 | 1840 | 1800 |
| 177 | 7.52 | 7.50 | 1800 | 1840 | 1800 |
| 178 | 7.52 | 7.50 | 1800 | 1840 | 1800 |
| 179 | 7.52 | 7.50 | 1800 | 1840 | 1800 |
| 180 | 7.52 | 7.50 | 1800 | 1840 | 1800 |
| 181 | 7.52 | 7.50 | 1800 | 1850 | 1800 |
| 182 | 7.52 | 7.50 | 1800 | 1850 | 1800 |
| 183 | 7.52 | 7.50 | 1800 | 1850 | 1800 |
| 184 | 7.52 | 7.50 | 1800 | 1850 | 1800 |
| 185 | 7.52 | 7.50 | 1800 | 1850 | 1800 |
| 186 | 7.50 | 7.50 | 1800 | 1850 | 1800 |
| 187 | 7.50 | 7.50 | 1800 | 1850 | 1800 |
| 188 | 7.50 | 7.50 | 1800 | 1850 | 1800 |
| 189 | 7.50 | 7.50 | 1800 | 1850 | 1800 |
| 190 | 7.50 | 7.50 | 1800 | 1850 | 1800 |
| 191 | 7.50 | 7.50 | 1800 | 1850 | 1800 |
| 192 | 7.50 | 7.50 | 1800 | 1850 | 1800 |
| 193 | 7.50 | 7.50 | 1800 | 1850 | 1800 |
| 194 | 7.50 | 7.50 | 1800 | 1850 | 1800 |
| 195 | 7.50 | 7.50 | 1800 | 1850 | 1800 |
| 196 | 7.50 | 7.50 | 1800 | 1850 | 1800 |
| 197 | 7.50 | 7.50 | 1800 | 1850 | 1800 |
| 198 | 7.50 | 7.50 | 1800 | 1850 | 1800 |
| 199 | 7.50 | 7.50 | 1800 | 1850 | 1800 |
| 200 | 7.50 | 7.50 | 1800 | 1850 | 1800 |
| 201 | 7.50 | 7.50 | 1800 | 1850 | 1800 |
| 202 | 7.50 | 7.50 | 1800 | 1850 | 1800 |
| 203 | 7.50 | 7.50 | 1800 | 1850 | 1800 |
| 204 | 7.50 | 7.50 | 1800 | 1850 | 1800 |
| 205 | 7.50 | 7.50 | 1800 | 1850 | 1800 |
| 206 | 7.50 | 7.50 | 1800 | 1850 | 1800 |
| 207 | 7.50 | 7.50 | 1800 | 1850 | 1800 |

*1A Coolant Loop Flow D/P Cell inoperative.

TABLE IV (cont'd)

| Run No. | Coolant Loop Flow* 1B lb/hr x $10^6$ | 1C lb/hr x $10^6$ | Coolant Loop Pressure 1A psig | 1B psig | 1C psig |
|---|---|---|---|---|---|
| 208 | 7.51 | 7.50 | 1800 | 1850 | 1800 |
| 209 | 7.51 | 7.51 | 1800 | 1850 | 1800 |
| 210 | 7.50 | 7.50 | 1800 | 1850 | 1800 |
| 211 | 7.51 | 7.50 | 1800 | 1850 | 1800 |
| 212 | 7.50 | 7.50 | 1800 | 1850 | 1800 |
| 213 | 7.52 | 7.50 | 1800 | 1850 | 1800 |
| 214 | 7.52 | 7.51 | 1800 | 1850 | 1800 |
| 215 | 7.52 | 7.51 | 1800 | 1850 | 1800 |
| 216 | 7.52 | 7.51 | 1800 | 1850 | 1800 |
| 217 | 7.51 | 7.50 | 1800 | 1850 | 1800 |
| 218 | 7.51 | 7.50 | 1800 | 1850 | 1800 |
| 219 | 7.52 | 7.50 | 1800 | 1850 | 1800 |
| 220 | 7.51 | 7.50 | 1800 | 1850 | 1810 |
| 221 | 7.51 | 7.50 | 1800 | 1850 | 1810 |
| 222 | 7.50 | 7.50 | 1800 | 1850 | 1810 |
| 223 | 7.50 | 7.50 | 1800 | 1850 | 1810 |
| 224 | 7.50 | 7.50 | 1800 | 1850 | 1810 |
| 225 | 7.50 | 7.50 | 1800 | 1850 | 1810 |
| 226 | 7.50 | 7.50 | 1800 | 1850 | 1810 |
| 227 | 7.50 | 7.50 | 1800 | 1850 | 1810 |
| 228 | 7.50 | 7.50 | 1800 | 1850 | 1810 |
| 229 | 7.50 | 7.50 | 1800 | 1850 | 1810 |
| 230 | 7.51 | 7.50 | 1800 | 1850 | 1810 |
| 231 | 7.50 | 7.50 | 1800 | 1850 | 1810 |
| 232 | 7.50 | 7.50 | 1800 | 1850 | 1810 |
| 233 | 7.51 | 7.50 | 1800 | 1850 | 1810 |
| 234 | 7.50 | 7.50 | 1800 | 1850 | 1810 |
| 235 | 7.52 | 7.50 | 1800 | 1850 | 1810 |
| 236 | 7.50 | 7.50 | 1800 | 1850 | 1810 |
| 237 | 7.51 | 7.50 | 1800 | 1850 | 1810 |
| 238 | 7.50 | 7.50 | 1800 | 1850 | 1810 |
| 239 | 7.50 | 7.50 | 1800 | 1850 | 1810 |
| 240 | 7.50 | 7.50 | 1800 | 1850 | 1810 |
| 241 | 7.50 | 7.50 | 1800 | 1850 | 1810 |
| 242 | 7.50 | 7.50 | 1800 | 1850 | 1810 |
| 243 | 7.50 | 7.50 | 1800 | 1850 | 1810 |
| 244 | 7.50 | 7.50 | 1800 | 1850 | 1810 |
| 245 | 7.51 | 7.50 | 1800 | 1850 | 1800 |
| 246 | 7.51 | 7.50 | 1800 | 1850 | 1800 |
| 247 | 7.51 | 7.50 | 1800 | 1850 | 1800 |
| 248 | 7.51 | 7.50 | 1800 | 1850 | 1800 |

*1A Coolant Loop Flow D/P Cell inoperative.

DUQUESNE LIGHT COMPANY
POWER STATIONS DEPARTMENT
SHIPPINGPORT ATOMIC POWER STATION

XENON TRANSIENT TESTS
DLCS 1560107
T-612081

Results Prepared By Thomas H. Sibery

Results Reviewed By John Shamko Jr.

Approved (Duquesne Light Company) Charles A. Jones Date 10-25-60