

FEB 18 1999

~~Review & Approval Desk~~

Org. 12690

MS 0619

SANDIA REPORT

SAND99-0160

Unlimited Release

Printed February 1999

RECEIVED
MAR 03 1999
OSTI

Annual Report Procurement and Logistics Management Center

Sandia National Laboratories Fiscal Year 1998

D. L. Palmer

Prepared by
Sandia National Laboratories
Albuquerque, New Mexico 87185 and Livermore, California 94550

Sandia is a multiprogram laboratory operated by Sandia Corporation,
a Lockheed Martin Company, for the United States Department of
Energy under Contract DE-AC04-94AL85000.

Approved for public release; further dissemination unlimited.



Sandia National Laboratories

Issued by Sandia National Laboratories, operated for the United States Department of Energy by Sandia Corporation.

NOTICE: This report was prepared as an account of work sponsored by an agency of the United States Government. Neither the United States Government, nor any agency thereof, nor any of their employees, nor any of their contractors, subcontractors, or their employees, make any warranty, express or implied, or assume any legal liability or responsibility for the accuracy, completeness, or usefulness of any information, apparatus, product, or process disclosed, or represent that its use would not infringe privately owned rights. Reference herein to any specific commercial product, process, or service by trade name, trademark, manufacturer, or otherwise, does not necessarily constitute or imply its endorsement, recommendation, or favoring by the United States Government, any agency thereof, or any of their contractors or subcontractors. The views and opinions expressed herein do not necessarily state or reflect those of the United States Government, any agency thereof, or any of their contractors.

Printed in the United States of America. This report has been reproduced directly from the best available copy.

Available to DOE and DOE contractors from
Office of Scientific and Technical Information
P.O. Box 62
Oak Ridge, TN 37831

Prices available from (703) 605-6000
Web site: <http://www.ntis.gov/ordering.htm>

Available to the public from
National Technical Information Service
U.S. Department of Commerce
5285 Port Royal Rd
Springfield, VA 22161

NTIS price codes
Printed copy: A07
Microfiche copy: A01



DISCLAIMER

Portions of this document may be illegible in electronic image products. Images are produced from the best available original document.

**Annual Report
Procurement and Logistics
Management Center
Sandia National Laboratories
Fiscal Year 1998**

D. L. Palmer
Procurement and Logistics Management Center
Sandia National Laboratories
P.O. Box 5800
Albuquerque, NM 87185-0169

Abstract

This report summarizes the purchasing and transportation activities of the Procurement and Logistics Management Center for Fiscal Year 1998. Activities for both the New Mexico and California locations are included.

Contents

Operating Highlights for Fiscal Year 1998	7
Personnel	9
Type of Procurement	10
Small Business Procurements	11
Small Disadvantaged Business Procurements.....	12
Small Woman-Owned Business Procurements.....	13
8(a) Contractor Activity	14
New Mexico Commercial Business Procurements	15
Bay Area Commercial Business Procurements.....	16
Commitments by States and Foreign Countries.....	17
Transportation Activities.....	18
The Twenty-Five Commercial Contractors Receiving the Largest Dollar Commitments	19
Commercial Contractors Receiving Commitments of \$1,000 or Over	25
Integrated Contractor & Federal Agency Commitments of \$1,000 or Over From	123
Sandia National Laboratories/New Mexico & California	
Transportation Commitments of \$1,000 or Over From Sandia National Laboratories/	127
New Mexico & California	

Operating Highlights for Fiscal Year 1998
(SNL New Mexico and California)

	<u>FY97</u>	<u>FY98</u>
Procurement		
Number of contractors with whom Sandia did business	9,586	8,609

Procurement Activity (\$ in millions)

Total business	\$633.0	\$675.6
Integrated Contractor and Federal Agency business	43.3	35.5
Commercial Contractor business	589.6	640.2
New Mexico business	327.3	285.0
Bay Area business	57.7	54.6
Educational, Nonprofit, and Other Government Agency business	32.3	41.2
GSA Supply Schedule	8.9	11.2
Foreign Buy	12.3	26.8
Small business	334.0	326.4
Woman-Owned business	57.8	56.3
Disadvantaged business	123.8	80.3
8(a) Contractors	68.8	38.3
Large business	202.1	234.5

Set-Aside Program

Small business Set-Asides	51.2	45.8
8(a) Pilot Program Set-Asides	17.7	16.4

Freight Activity

Tonnage-pounds (inbound/outbound)	6,847,931	6,641,900
Freight charges	\$1,996,550	\$2,098,005

Cost Avoidance and Savings

	\$27,387,270	\$27,855,517
--	--------------	--------------

Operating Highlights

Sandia/New Mexico

	<u>Procurement Activity (\$ in millions)</u>		
	<u>FY97</u>	<u>FY98</u>	<u>Change (%)</u>
Total business	\$568.1	\$620.4	+9
Integrated Contractors & Federal Agencies	35.1	29.3	-17
GSA Supply Schedule	6.8	9.8	+44
Educational/Nonprofit	28.3	34.4	+22
Foreign Buy	11.2	26.3	+135
Other Government entities	0.3	0.2	-33
Commercial Contractors	486.4	520.4	+7
Large business	188.7	220.7	+17
Small business	297.7	299.7	+1

Sandia/California

	<u>Procurement Activity (\$ in millions)</u>		
	<u>FY97</u>	<u>FY98</u>	<u>Change (%)</u>
Total business	\$64.9	\$55.2	-15
Integrated Contractors & Federal Agencies	8.3	6.1	-27
GSA Supply Schedule	2.1	1.4	-33
Educational/Nonprofit	3.7	6.6	+78
Foreign Buy	1.1	0.5	-55
Other Government entities	0.003	0.001	-67
Commercial Contractors	49.7	40.6	-18
Large business	13.4	13.8	+3
Small business	36.3	26.8	-26

Personnel

	<u>FY94</u>	<u>FY95</u>	<u>FY96</u>	<u>FY97</u>	<u>FY98</u>
Sandia/New Mexico Personnel					
Management (Director, Department Managers & Team Supervisors)	24	21	18	25	27
Buyers, Procurement and Logistics Specialists, & Administrative Staff	105	116	108	107	117
Secretarial & Clerical	50	47	35	117	118
Total	179	184	161	249	262

Sandia/California Commercial Procurement Org.

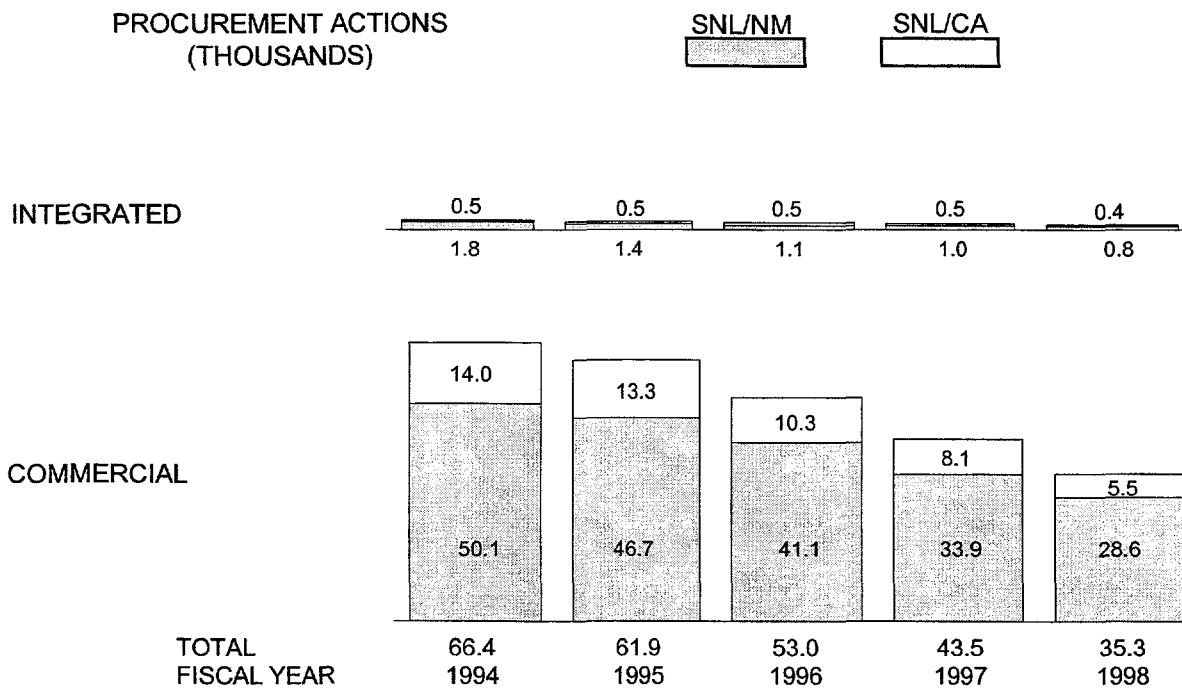
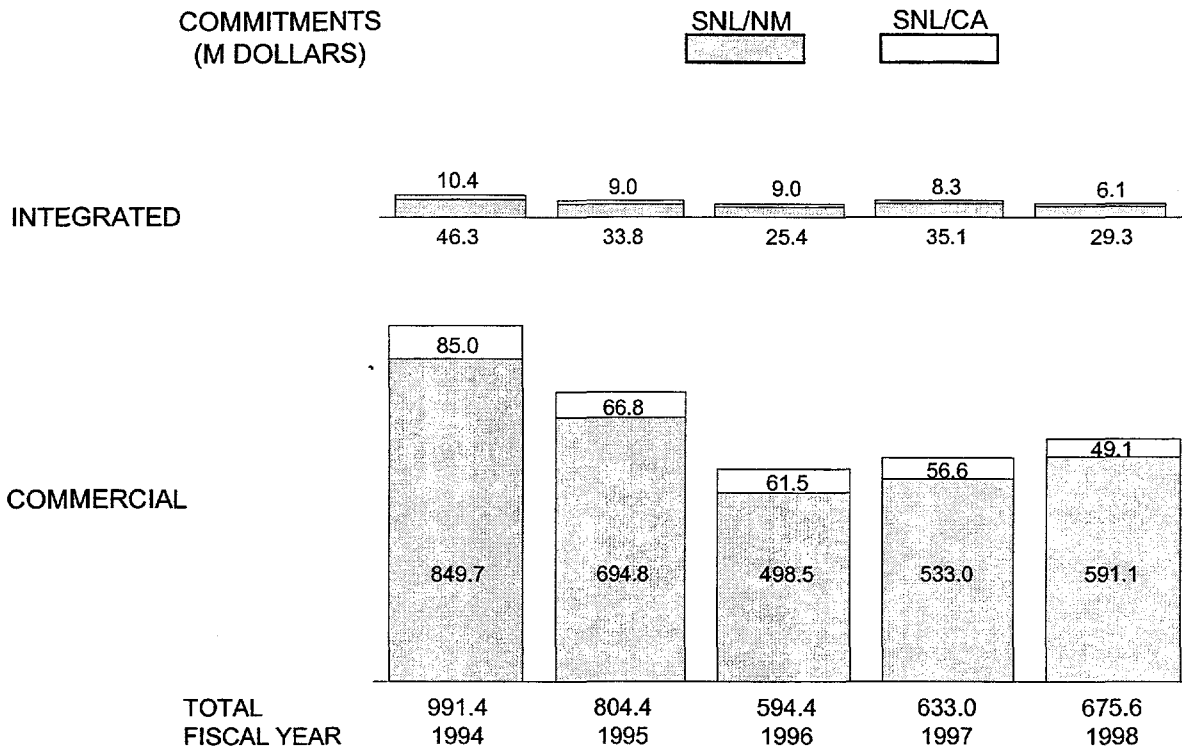
Management (Department Manager & Team Supervisor)	1	2	2	1	1
Buyers, Procurement Specialists, & Administrative Staff	15	14	9	8	7
Secretarial & Clerical	4	3	4	4	1
Total	20	19	15	13	9

Sandia/California Integrated Procurement Org.

Management (Department Manager)	1	1	1	1	1
Buyers, Procurement Specialists, & Administrative Staff	6	7	15	15	13
Secretarial & Clerical	1	1	1	1	1
Total	8	9	17	17	15

Type of Procurement

(Sandia/New Mexico & California)




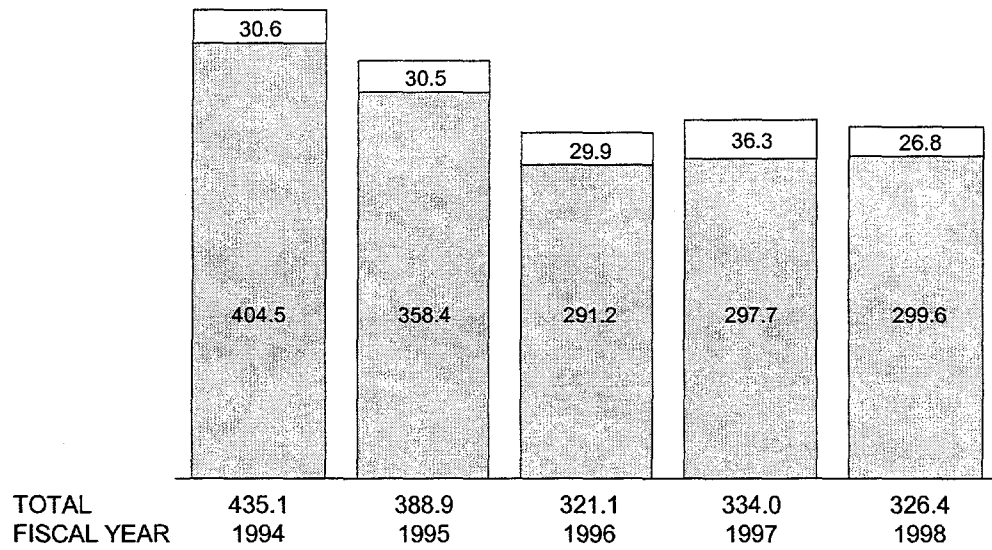
Small Business Procurements

(Sandia/New Mexico & California)

COMMITMENTS
(M DOLLARS)


SNL/NM

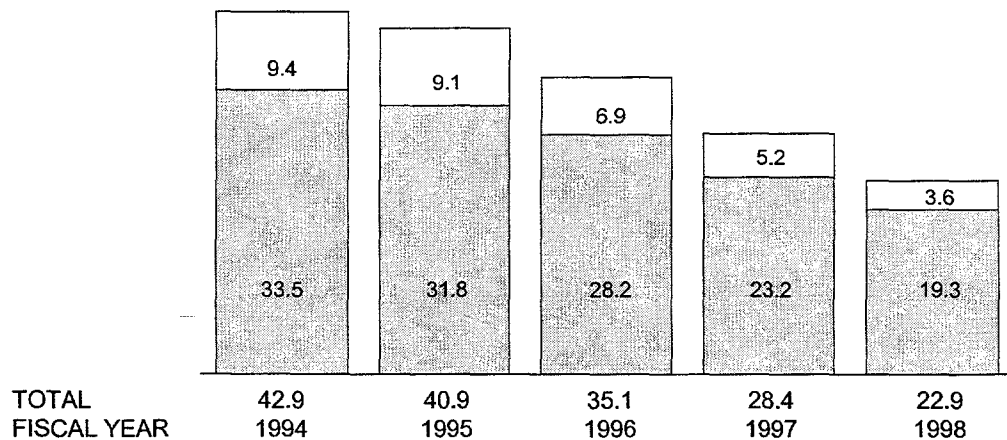

SNL/CA




PROCUREMENT ACTIONS
(THOUSANDS)

SNL/NM


SNL/CA




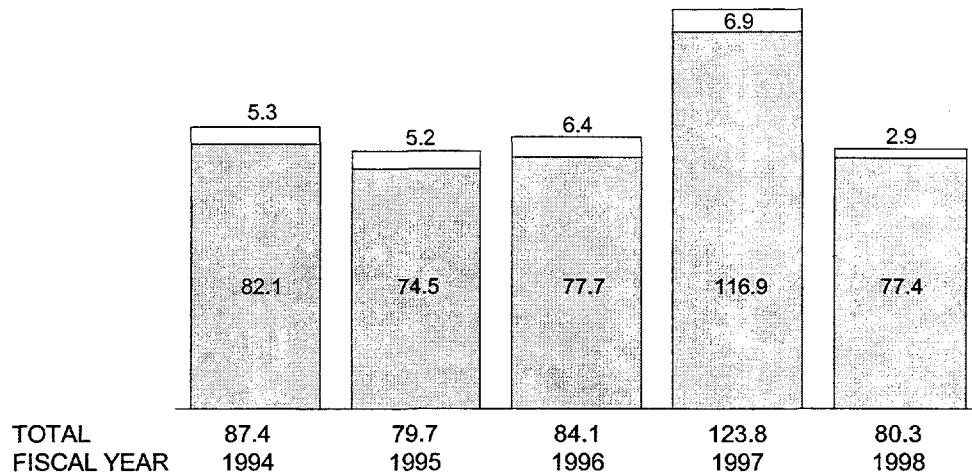
Small Disadvantaged Business Procurements

(Sandia/New Mexico & California)

COMMITMENTS
(M DOLLARS)

SNL/NM

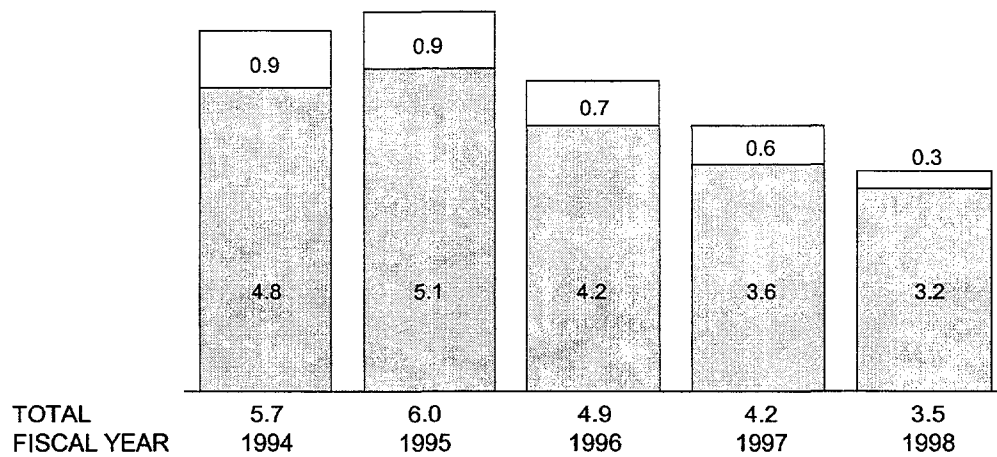
SNL/CA



PROCUREMENT ACTIONS
(THOUSANDS)

SNL/NM

SNL/CA



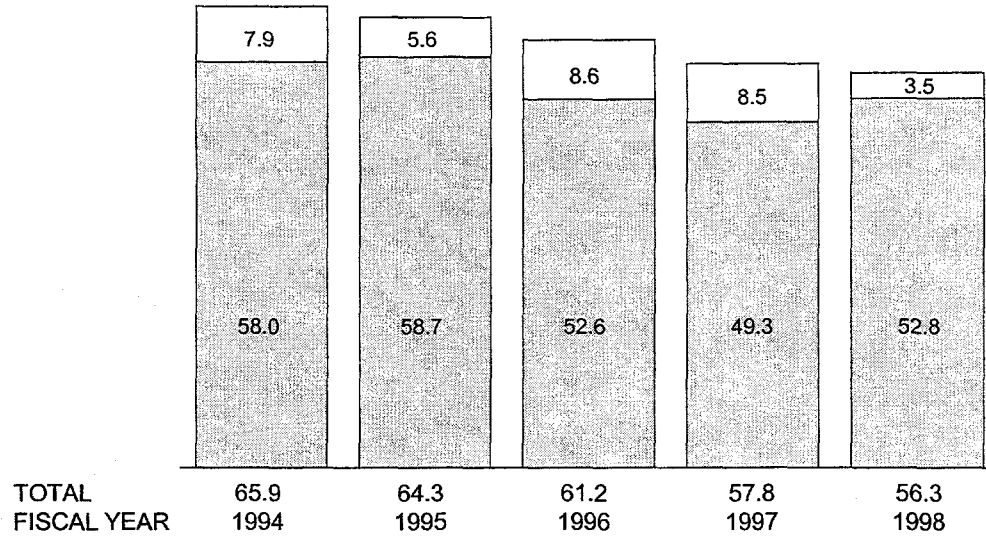
Small Woman-Owned Business Procurements

(Sandia/New Mexico & California)

COMMITMENTS
(M DOLLARS)

SNL/NM

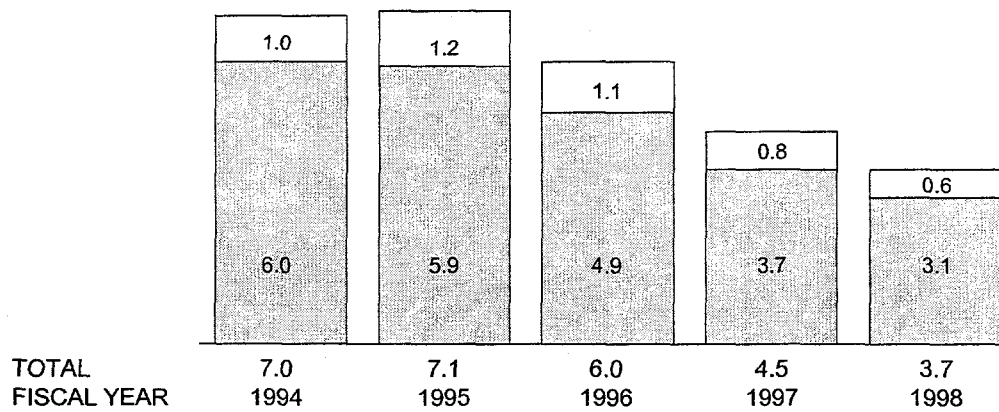
SNL/CA



PROCUREMENT ACTIONS
(THOUSANDS)

SNL/NM

SNL/CA



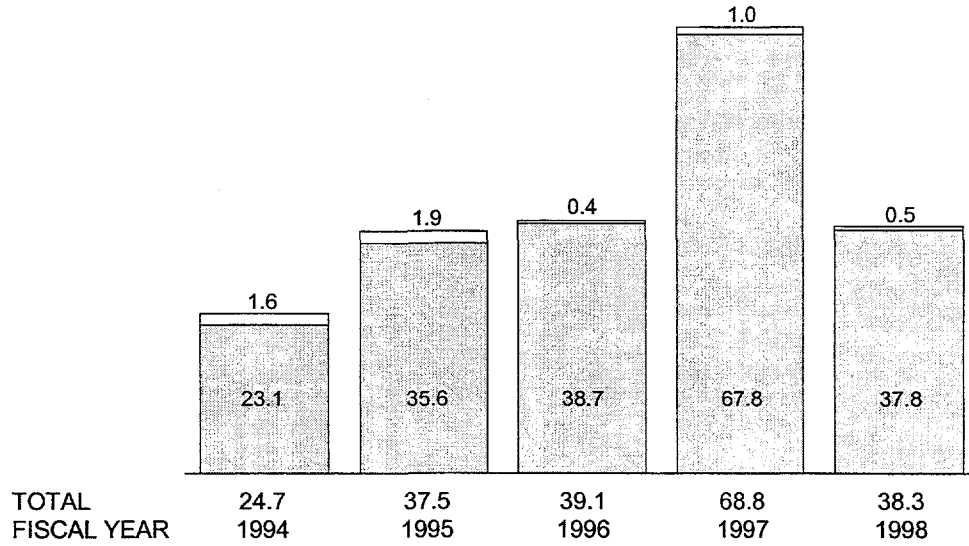
8(a) Contractor Activity

(Sandia/New Mexico & California)

COMMITMENTS
(M DOLLARS)

SNL/NM

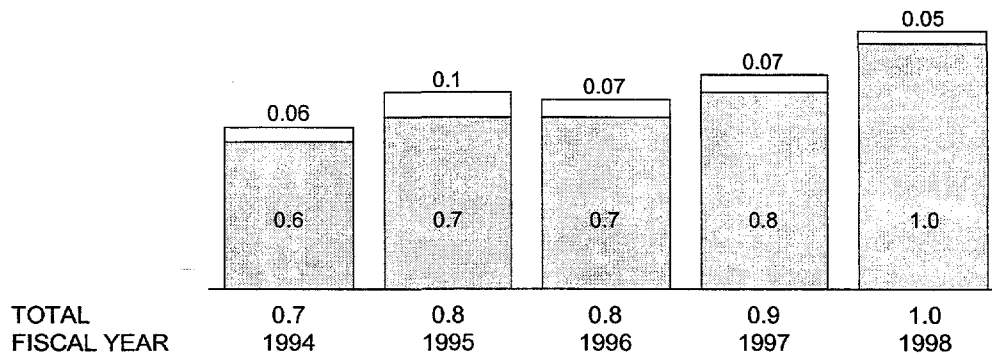
SNL/CA



PROCUREMENT ACTIONS
(THOUSANDS)

SNL/NM

SNL/CA



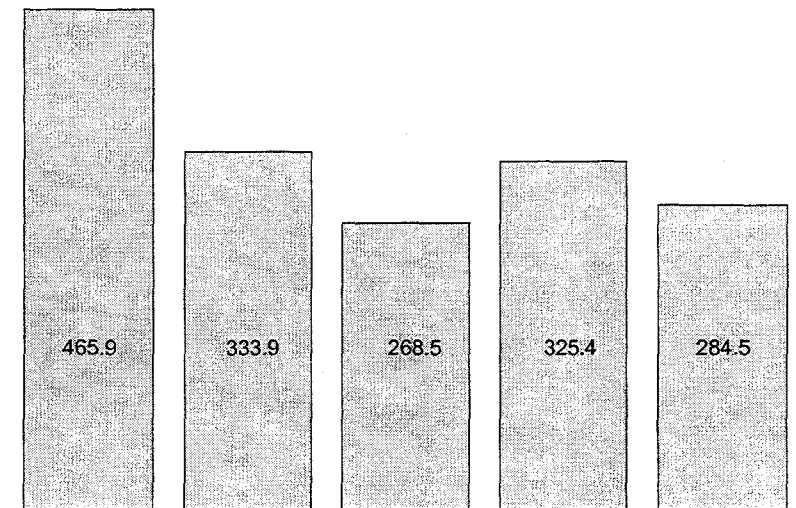
New Mexico Commercial Business Procurements

(Sandia/New Mexico & California)

COMMITMENTS
(M DOLLARS)

SNL/NM

SNL/CA




SNL/CA	2.5	1.7	0.9	1.9	0.5
TOTAL	468.4	335.6	269.4	327.3	285.0
FISCAL YEAR	1994	1995	1996	1997	1998

PROCUREMENT ACTIONS
(THOUSANDS)

SNL/NM

SNL/CA



SNL/CA	0.3	0.2	0.1	0.1	0.06
TOTAL	24.1	22.5	18.7	14.6	11.4
FISCAL YEAR	1994	1995	1996	1997	1998

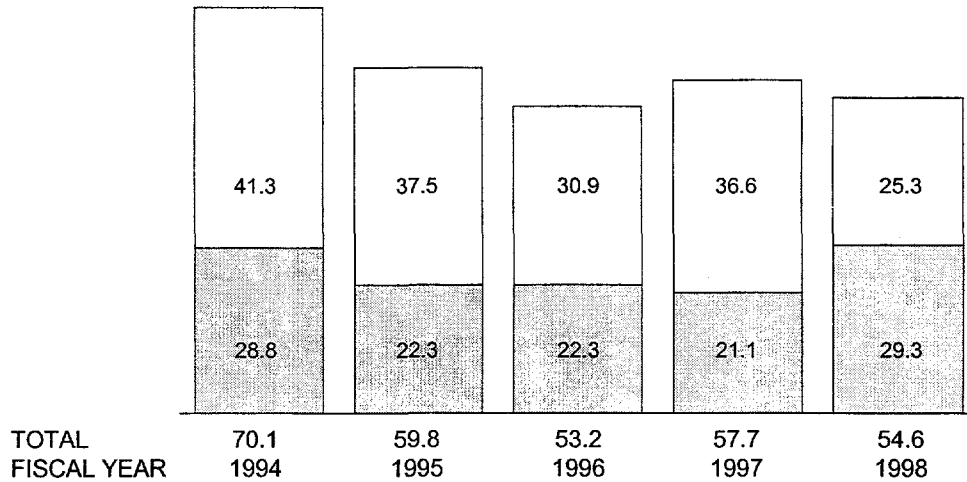
Bay Area Commercial Business Procurements

(Sandia/New Mexico & California)

COMMITMENTS
(M DOLLARS)

SNL/NM

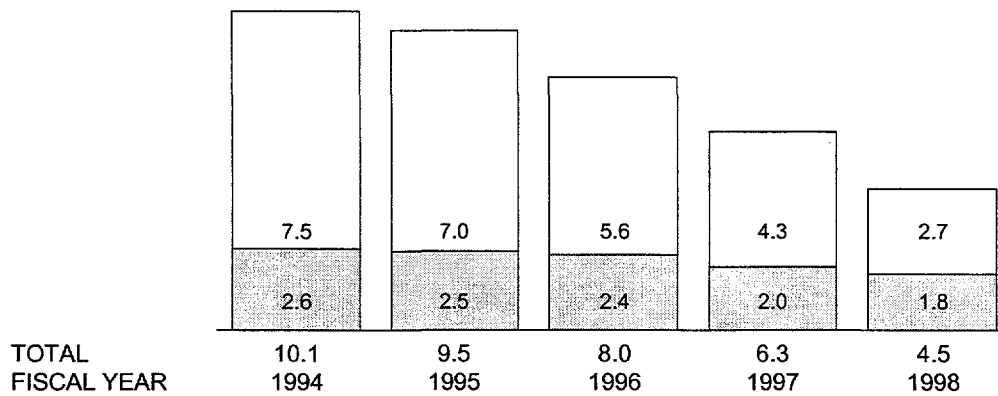
SNL/CA



PROCUREMENT ACTIONS
(THOUSANDS)

SNL/NM

SNL/CA



Commitments by States and Foreign Countries to Commercial Suppliers (SNL New Mexico and California)

Commitments

Contractors in the United States	\$607,144,386
Foreign	\$33,035,970
Total Commitments	\$640,180,356
Small Business Contractors	\$326,443,910

Total Number of Commercial Sources*	8,505
--	-------

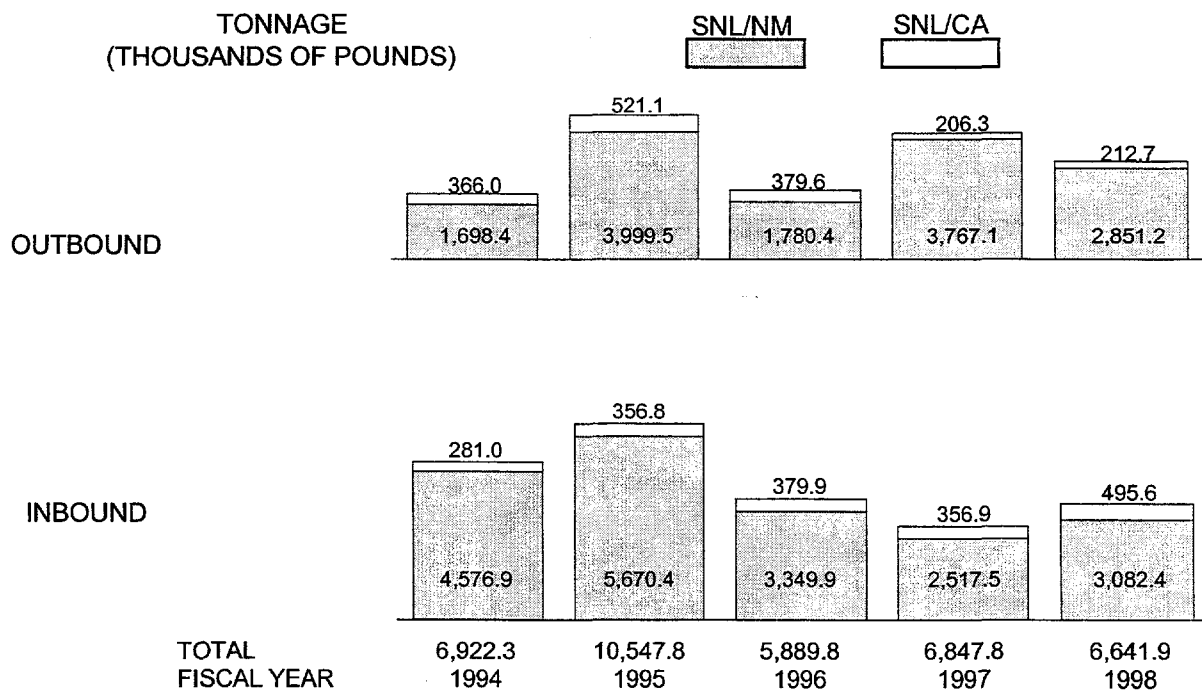
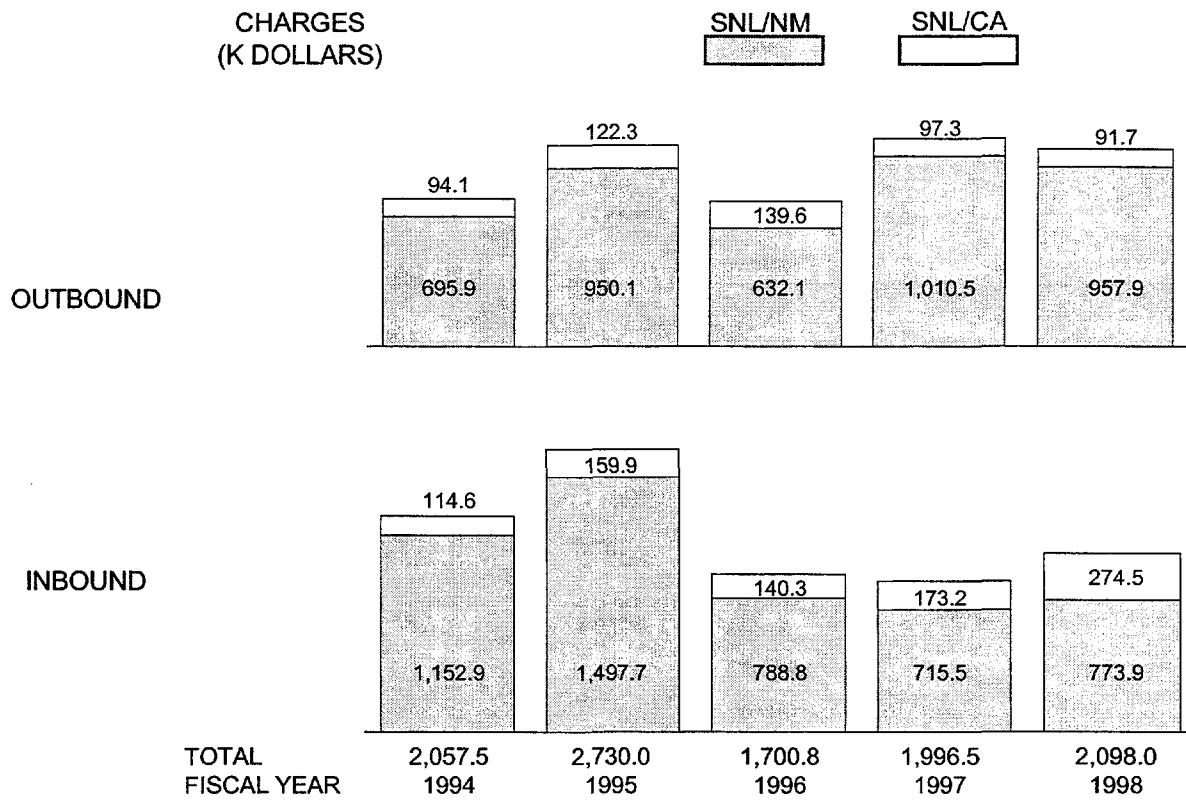
Commitments by States

State	Actions	Commitments	State	Actions	Commitments
Alabama	169	\$1,530,210	Nebraska	46	\$479,611
Alaska	17	389,123	Nevada	147	1,183,603
Arizona	983	15,940,440	New Hampshire	168	975,457
Arkansas	14	123,480	New Jersey	704	5,147,816
California	7,325	79,144,024	New Mexico	11,442	285,036,533
Colorado	962	46,014,915	New York	865	6,679,069
Connecticut	631	9,512,035	North Carolina	209	3,586,619
Delaware	76	460,702	North Dakota	5	119,343
District of Columbia	71	1,390,160	Ohio	471	3,446,904
Florida	469	9,173,787	Oklahoma	114	889,575
Georgia	221	39,367,689	Oregon	437	1,277,559
Hawaii	25	296,707	Pennsylvania	752	5,359,355
Idaho	148	1,131,389	Rhode Island	62	836,740
Illinois	584	3,656,281	South Carolina	87	4,897,491
Indiana	111	2,622,896	South Dakota	429	1,248,019
Iowa	35	376,373	Tennessee	204	2,466,345
Kansas	54	428,459	Texas	1,419	18,247,483
Kentucky	35	71,009	Utah	185	2,775,491
Louisiana	20	838,492	Vermont	33	74,477
Maine	3	6,655	Virginia	500	10,566,653
Maryland	362	11,439,053	Washington	327	2,825,246
Massachusetts	1,197	11,154,646	West Virginia	4	4,862
Michigan	227	2,661,713	Wisconsin	255	2,476,800
Minnesota	353	2,750,553	Wyoming	17	41,238
Mississippi	15	40,752	US Possessions	5	53,907
Missouri	267	4,424,274	Foreign Buy	638	26,761,462
Montana	36	1,502,374	Foreign Educational Inst.	150	6,274,508

*To the extent practicable, each supplier location was considered a separate source.

Transportation Activities

(Sandia/New Mexico & California)



**The Twenty-Five Commercial Contractors
Receiving the Largest Dollar Commitments**

The Twenty-Five Commercial Contractors Receiving the Largest Dollar Commitments

Commitments by Sandia/New Mexico and California Buyers

KTech Corp.	\$60,955,876
Mortenson, M. A. Co.	26,451,724
US Security Associates, Inc.	26,422,282
Digital Equipment Corp.	18,100,992
McBride & Associates	17,837,622
Weston, Roy F., Inc.	10,397,613
Trujillo, A. T., Inc.	9,640,040
Tad Resources International, Inc.	9,580,685
Rinchem Co., Inc.	8,059,269
Abba Technologies	7,950,135
PB, Inc.	7,594,241
Ensign-Bickford Co., The	7,287,785
Kurchatov Institute	7,193,050
Applied Materials	6,188,854
University of New Mexico	5,856,805
Thiokol Corp.	5,651,281
Russian Federal Nuclear Center	5,401,298
KB ATO	5,316,456
Praxair, Inc.	4,741,522
Ball Aerospace & Technologies Corp.	4,343,985
House, K. L. Construction Co., Inc.	4,278,741
Compa Industries, Inc.	3,725,788
Hewlett-Packard Co.	3,487,448
Oracle Corp.	3,336,045
Fisher Scientific Co.	3,311,834
	Total (42.7%)
Total Sandia/NM & CA Commercial Commitments	\$273,111,371
	\$640,180,356

The Twenty-Five Commercial Contractors Receiving the Largest Dollar Commitments

Commitments by Sandia/New Mexico Buyers

KTech Corp.		\$60,955,876
Mortenson, M. A. Co.		26,451,724
US Security Associates, Inc.		23,326,023
Digital Equipment Corp.		18,056,160
McBride & Associates		17,766,752
Weston, Roy F., Inc.		10,397,613
Trujillo, A. T., Inc.		9,626,170
Tad Resources International, Inc.		8,740,202
Rinchem Co., Inc.		8,059,269
Abba Technologies		7,893,093
PB, Inc.		7,592,025
Ensign-Bickford Co., The		7,287,785
Kurchatov Institute		7,193,050
Applied Materials		6,188,854
University of New Mexico		5,854,437
Thiokol Corp.		5,645,768
Russian Federal Nuclear Center		5,401,298
KB ATO		5,316,456
Praxair, Inc.		4,736,250
Ball Aerospace & Technologies Corp.		4,343,985
House, K. L. Construction Co., Inc.		4,278,741
Compa Industries, Inc.		3,725,788
Oracle Corp.		3,330,794
Fisher Scientific Co.		3,307,947
Hewlett-Packard Co.		3,276,293
	Total (45.5%)	\$268,752,352
Total Sandia/NM Commercial Commitments		\$591,065,344

The Twenty–Five Commercial Contractors Receiving the Largest Dollar Commitments

Commitments by Sandia/California Buyers

US Security Associates, Inc.		\$3,096,259
Onsite Engineering & Management, Inc.		2,962,261
Nielsen Dillingham Builders, Inc.		2,793,506
Kaiser Foundation Health Plan, Inc.		1,600,000
Purdue Research Foundation		1,500,000
One Direct		1,023,043
Givens Electric, Inc.		855,000
Tad Resources International, Inc.		840,483
Plus Group, Inc., The		751,974
Spectra–Physics Lasers, Inc.		722,674
Foster–Wheeler Development Corp.		583,077
Teledyne Brown Engineering Energy		551,065
University of California		531,069
Limit Point Systems		515,000
MTS Systems Corp.		463,972
Applied Technology, Inc.		460,746
Stealth Network Communications		452,656
Northwest Power Systems, LLC		451,150
University of California Irvine		440,829
Coherent, Inc.		439,506
Enviroflex, Inc.		395,113
Barrington Systems		393,122
Hoop Communications, Inc.		352,860
Stanford University		334,045
Pfeiffer Vacuum Technology		300,263
	Total (46.4%)	\$22,809,674
Total Sandia/CA Commercial Commitments		\$49,115,013

The Twenty-Five Commercial Contractors Receiving the Largest Dollar Commitments

Commitments in New Mexico

KTech Corp.		\$60,955,876
McBride & Associates		17,837,622
Weston, Roy F., Inc.		10,397,613
Trujillo, A. T., Inc.		9,640,040
Tad Resources International, Inc.		8,740,202
Rinchem Co., Inc.		8,059,269
Abba Technologies		7,950,135
PB, Inc.		7,594,241
Digital Equipment Corp.		7,164,289
University of New Mexico		5,856,805
House, K. L. Construction Co., Inc.		4,278,741
Compa Industries, Inc.		3,725,788
New Mexico State University		3,153,868
Mastermind Technologies, Inc.		3,095,067
General Technology Corp.		2,934,336
Samcon, Inc.		2,804,016
Radian International, LLC		2,781,572
BT Office Products International		2,673,194
Tri-Gas, Inc.		2,646,040
Summit Construction		2,588,877
GTE Customer Networks, Inc.		2,434,409
New Mexico Institute of Mining & Technology		2,241,923
IT Corp.		2,201,311
Big J Enterprises		2,175,019
Harris Corp.		2,093,125
	Total (65.3%)	\$186,023,377
Total New Mexico Commercial Commitments		\$285,036,533

Commercial Contractors Receiving Commitments of \$1,000 or Over

Net commitments under \$1,000 are not listed
under Total \$.

Supplier Name	Total \$	SNL/NM \$	SNL/CA \$	NM \$
A&A MANUFACTURING CO.	1,248	1,248	0	0
A&G INSTRUMENTS SVC & CALIBRATION, INC.	1,110	1,110	0	0
A&L UNDERGROUND, INC.	92,439	92,439	0	0
A&N CORP.	1,164	171	993	0
A&N CUSTOM FABRICATION	2,610	2,610	0	0
A&R OFFICE MACHINES, INC.	17,825	17,825	0	17,825
A/SOFT DEVELOPMENT, INC.	5,255	5,255	0	0
A SYSTEMS	5,000	5,000	0	0
A-1 MASTER MOLD & CASTING SERVICE	2,170	2,170	0	2,170
A1 QUALITY REDI MIX, INC.	2,688	2,688	0	2,688
AAA BUSINESS MACHINES, INC.	6,000	0	6,000	0
AAA COURT REPORTER	1,800	1,800	0	1,800
AAR CADILLAC MANUFACTURING	20,620	20,620	0	0
AB LASERS, INC.	149,357	149,357	0	0
ABB SEMICONDUCTORS, INC.	3,697	3,697	0	0
ABBA TECHNOLOGIES	7,950,135	7,893,093	57,042	7,950,135
ABBESS INSTRUMENTS & SYSTEMS, INC.	8,190	8,190	0	0
ABBIN, JOSEPH	1,000	1,000	0	1,000
ABBOTT ELECTRONICS, INC.	10,710	10,710	0	0
ABBOTT GMBH	19,000	19,000	0	0
ABBOTT LABORATORIES	9,164	9,164	0	0
ABBOTT, JOYCE	1,100	1,100	0	0
ABBVETCO GRAY, INC.	16,760	0	16,760	0
ABC CORP.	4,720	4,720	0	0
ABC SUPPLY CO., INC.	1,525	1,525	0	1,525
ABC VACUUM PUMP SERVICES, INC.	3,850	3,850	0	0
ABEL, WILLIAM R.	28,000	28,000	0	28,000
ABERDEEN, LLC	18,439	14,824	3,615	0
ABEYTA, JUAN R.	40,000	40,000	0	40,000
ABINGTON, RICHARD C.	12,000	12,000	0	0
ABLESTIK LABORATORIES	5,458	4,741	717	0
ABPAC, INC.	69,800	69,800	0	0
ABSOFTE CORP.	5,387	4,792	595	0
ABTECH	1,500	0	1,500	0
AC BATTERY CORP.	3,382	3,382	0	0
ACADEMIC BOOK CENTER, INC.	1,135	1,135	0	0
ACADEMY CORP.	2,405	2,405	0	2,405
ACCEL TECHNOLOGIES, INC.	2,501	0	2,501	0
ACCESS COMPUTER TECHNOLOGIES	1,193	1,193	0	1,193
ACCESS DYNAMICS, INC.	31,790	31,790	0	31,790
ACCESS GRAPHICS TECHNOLOGY, INC.	3,000,000	3,000,000	0	0
ACCESS INNOVATIONS, INC.	6,498	6,498	0	6,498
ACCOLADE DESIGN AUTOMATION, INC.	4,480	4,480	0	0
ACCSYS TECHNOLOGY, INC.	8,654	8,654	0	0
ACCULABS, INC.	245,000	245,000	0	0
ACCURATE ENERGETIC SYSTEMS, LLC	22,170	22,170	0	0
ACCURATE GAS CONTROL SYSTEMS, INC.	2,990	2,990	0	0
ACCURATE MACHINE & TOOL CO.	288,048	288,048	0	288,048
ACCURATE SURGICAL & SCIENTIFIC INSTRUMENTS	1,395	0	1,395	0
ACCUTRAK MANUFACTURING CORP.	10,245	10,245	0	10,245
ACE GLASS, INC.	2,140	1,525	615	0
ACE PEST CONTROL	2,400	2,400	0	2,400
ACE TRAINING	2,000	2,000	0	2,000
ACECO PRECISION MANUFACTURING	4,218	4,218	0	0
ACE, DR. ALLEN	5,700	5,700	0	0
ACF METALS ARIZONA CARBON FOIL, INC.	3,354	0	3,354	0
ACI TECHNOLOGY TRAINING DIVISION	20,800	20,800	0	0
ACM EQUIPMENT RENTAL & SALES	15,000	15,000	0	15,000

Supplier Name	Total \$	SNL/NM \$	SNL/CA \$	NM \$
ACME ELECTRIC CORP.	8,106	8,106	0	0
ACME FENCE CO.	56,608	56,608	0	9,808
ACOPIAN TECHNICAL CO.	29,352	28,517	835	0
ACRES INTERNATIONAL CORP.	20,000	20,000	0	0
ACROMAG, INC.	15,400	15,400	0	0
ACR, INC.	30,000	30,000	0	0
ACTEL CORP.	2,585	2,585	0	0
ACTION INSTRUMENTS, INC.	2,300	2,300	0	0
ACTION TECHNOLOGIES, INC.	76,333	76,333	0	0
ACTIONTECH/ATS	2,088	2,088	0	2,088
ACTIV INDUSTRIES, INC.	5,650	5,650	0	0
ACTON RESEARCH CORP.	39,572	39,572	0	0
ACULIGHT CORP.	93,237	43,300	49,937	0
ACUTRONIC USA, INC.	3,511	3,511	0	0
ADAMS & JAMES CONSULTING	2,200	2,200	0	2,200
ADCS, INC.	4,680	4,680	0	0
ADC, LTD.	63,000	63,000	0	63,000
ADECCO EMPLOYMENT SERVICES, INC.	50,000	50,000	0	50,000
ADEMCO DISTRIBUTION, INC.	62,666	62,666	0	62,666
ADEPT TECHNOLOGY, INC.	41,400	19,550	21,850	0
ADOBE SYSTEMS, INC.	4,309	4,099	210	0
ADPI	3,210	3,210	0	0
ADS REPROGRAPHICS	2,119	0	2,119	0
ADTECH SYSTEMS	7,034	7,034	0	0
ADTECH, INC.	141,470	94,385	47,085	0
ADVANCE TECHNOLOGY SALES, INC.	1,353	1,353	0	0
ADVANCED BUSINESS SOLUTIONS, INC.	1,197	0	1,197	0
ADVANCED CERAMICS CORP.	4,724	3,084	1,640	0
ADVANCED CIRCUIT TECHNOLOGY	6,950	6,950	0	0
ADVANCED COMMUNICATIONS & ELECTRONICS, INC.	43,778	43,778	0	43,778
ADVANCED COORDINATE TECHNOLOGIES	5,108	5,108	0	0
ADVANCED DATA RECOVERY	3,000	3,000	0	0
ADVANCED DESIGN SOLUTIONS	2,421	2,421	0	0
ADVANCED ENERGY INDUSTRIES, INC.	17,815	7,400	10,415	0
ADVANCED ENGINEERING & RESEARCH ASSOC., INC. (AERA)	300,000	300,000	0	0
ADVANCED EXCAVATORS	1,000	0	1,000	0
ADVANCED ID SYSTEMS	2,320	0	2,320	0
ADVANCED INFORMATION MANAGEMENT	20,000	0	20,000	0
ADVANCED MANUFACTURING TECHNOLOGIES	3,800	3,800	0	0
ADVANCED MARKETING	38,455	0	38,455	0
ADVANCED MICROTECHNOLOGY, INC.	36,025	36,025	0	0
ADVANCED PACKAGING, INC.	1,990	1,990	0	0
ADVANCED PHOTONICS INTERNATIONAL, INC.	9,730	9,730	0	0
ADVANCED POWER DESIGNS, INC.	26,555	26,555	0	0
ADVANCED POWER TECHNOLOGY	2,044	2,044	0	0
ADVANCED PRODUCTS CO., THE	1,703	1,703	0	0
ADVANCED RESEARCH & APPLICATIONS CORP. (ARACOR)	14,650	14,650	0	0
ADVANCED SOFTWARE PRODUCTS GROUP, INC.	2,138	2,138	0	0
ADVANCED SPECIALTY GASES, INC.	2,029	0	2,029	0
ADVANCED THERMAL SYSTEMS	2,150	2,150	0	0
ADVANCED TOOL & SUPPLY	7,081	0	7,081	0
ADVANCED VISUAL SYSTEMS, INC.	19,350	2,000	17,350	0
ADVANCED X-RAY, INC.	157,465	157,465	0	0
ADVANTEST AMERICA, INC.	47,500	47,500	0	0
ADVANTOR CORP.	3,255,381	3,255,381	0	0

Supplier Name	Total \$	SNL/NM \$	SNL/CA \$	NM \$
AEA TECHNOLOGY ENGINEERING SOFTWARE, INC.	43,309	18,309	25,000	0
AEA TECHNOLOGY QSA, INC.	1,485	1,485	0	0
AEC MAGNETICS	2,890	2,890	0	0
AEG AUTOMATION SYSTEMS CORP.	114,803	114,803	0	0
AEM SERVICES, INC.	5,000	5,000	0	0
AERO TEC LABORATORIES, INC.	27,790	27,790	0	0
AERODYNE CONTROLS CORP.	2,200	2,200	0	0
AEROFEEED, INC.	8,894	8,894	0	0
AERONEX, INC.	3,334	150	3,184	0
AEROSPACE CORP., THE	21,610	21,610	0	0
AEROTECH	179,940	78,985	100,955	0
AEROTECH WORLD TRADE, LTD.	1,761	1,761	0	0
AEROTEST OPERATIONS, INC.	11,200	11,200	0	0
AEROVIRONMENT, INC.	50,000	50,000	0	0
AEROVOX, INC.	72,311	72,311	0	0
AET THERMAL	10,800	10,800	0	0
AETAS	7,000	7,000	0	7,000
AFC AIR FILTER & FIRE EQUIPMENT CO.	10,000	10,000	0	0
AFFILIATED MANUFACTURERS, INC.	49,755	49,755	0	0
AFFINITY, INC.	8,935	8,935	0	0
AG ASSOCIATES	73,106	73,106	0	0
AGEE INDEXING SERVICES	2,550	2,550	0	2,550
AGILITY FORUM-AMEF	548,762	548,762	0	0
AGRA EARTH & ENVIRONMENTAL, INC. (AGRA E&E)	169,000	169,000	0	169,000
AGRILECTRIC POWER, INC.	100,000	100,000	0	0
AGUA FRIA CONSULTANTS	25,000	25,000	0	25,000
AHL, THOMAS J.	15,000	15,000	0	0
AIBUS/SUBIA CORP.	207,563	207,563	0	207,563
AIDANT FIRE PROTECTION CO.	45,000	45,000	0	45,000
AIR CONDITIONING SYSTEMS, INC.	2,305	2,305	0	2,305
AIR CONTROL, INC.	7,884	7,884	0	0
AIR FILTER/CONTROL	2,912	0	2,912	0
AIR POWER SW	7,291	7,291	0	7,291
AIR PRODUCTS & CHEMICALS, INC.	390,361	390,000	361	390,000
AIR SYSTEMS INTERNATIONAL, INC.	2,785	2,785	0	0
AIRBORN, INC.	98,810	98,810	0	0
AIRONET WIRELESS COMMUNICATION, INC.	1,895	0	1,895	0
AIRTECH INTERNATIONAL, INC.	2,208	2,208	0	0
AIRTOUCH CELLULAR	650,521	650,521	0	650,521
AIR-VAC ENGINEERING CO., INC.	1,425	1,425	0	0
AIR, INC.	10,094	10,094	0	0
AIXTRON, INC.	16,335	16,335	0	0
AJA INTERNATIONAL	11,140	0	11,140	0
AKAGAWA KOSHITSU GLASS CO., LTD.	4,832	0	4,832	0
ALACRON, INC.	23,962	23,962	0	0
ALAMEDA APPLIED SCIENCES CORP.	7,000	7,000	0	0
ALAMEDA CHEMICAL & SCIENTIFIC, INC.	1,013	0	1,013	0
ALAMEDA TOOL ENGINEERING CORP.	90,150	90,150	0	90,150
ALAMO IRON WORKS, INC.	4,083	4,083	0	0
ALAN INDUSTRIES, INC.	1,710	1,710	0	0
ALATEC PRODUCTS	1,378	0	1,378	0
ALBER CORP.	10,195	10,195	0	0
ALBERTA MICROELECTRIC CORP.	7,000	0	7,000	0
ALBUCHEMIST, INC.	8,967	8,967	0	8,967
ALBUQUERQUE ASPHALT, INC.	12,556	12,556	0	12,556
ALBUQUERQUE AUDIO VISUAL	1,050	1,050	0	1,050
ALBUQUERQUE BALLOON CENTER, INC.	12,166	12,166	0	12,166

Supplier Name	Total \$	SNL/NM \$	SNL/CA \$	NM \$
ALBUQUERQUE L&L ELECTRONICS, INC.	1,468,981	1,468,981	0	1,468,981
ALBUQUERQUE OFFICE EQUIPMENT, INC.	8,260	8,260	0	8,260
ALBUQUERQUE PACKAGING CORP.	1,102	1,102	0	1,102
ALBUQUERQUE TECHNICAL-VOCATIONAL INSTITUTE	4,008	4,008	0	4,008
ALBUQUERQUE VALVE & FITTING CO.	501,857	501,857	0	501,857
ALBUQUERQUE WINDUSTRIAL CO.	7,067	7,067	0	7,067
ALCATEL VACUUM PRODUCTS, INC.	32,635	7,000	25,635	0
ALCORE, INC.	34,834	34,834	0	0
ALDRICH CHEMICAL CO., INC.	32,598	15,814	16,783	0
ALEPH ENTERPRISES	4,500	4,500	0	0
ALEXANDER, YONAH	6,000	6,000	0	0
ALGOR, INC.	6,561	6,561	0	0
ALIGN-RITE INTERNATIONAL	332,290	332,290	0	0
ALIMED, INC.	2,532	2,332	200	0
ALL AMERICAN ENTERPRISES, INC.	295,949	295,949	0	295,949
ALL AMERICAN SUPPLY, INC.	8,746	8,746	0	8,746
ALL CRATE	26,591	26,591	0	26,591
ALLAIRE CORP.	6,265	6,265	0	0
ALLEN INSTRUMENT CO.	3,030	3,030	0	3,030
ALLEN, JESSE B.	35,000	35,000	0	35,000
ALLEY INDUSTRIAL SUPPLY	3,342	0	3,342	0
ALLIANCE ELECTRONICS	519,396	519,396	0	516,187
ALLIANCE FIRE PROTECTION, INC.	5,919	5,919	0	5,919
ALLIANCE GAS PRODUCTS	16,000	0	16,000	0
ALLIED BUSINESS SYSTEMS	2,585	0	2,585	0
ALLIED CRANE, INC.	66,049	0	66,049	0
ALLIED ELECTRONICS CORP.	35,018	24,428	10,589	22,368
ALLIED HIGH TECH PRODUCTS	15,409	764	14,645	0
ALLIED PAPER CO.	3,450	0	3,450	0
ALLIED REFRIGERATION, INC.	4,315	0	4,315	0
ALLIED SCALE & EQUIPMENT CO.	13,750	13,750	0	13,750
ALLIED TELESYN	4,915	4,915	0	0
ALLIED-SIGNAL, INC.	29,685	21,485	8,200	0
ALLISON ASSOCIATES	3,765	3,765	0	0
ALLOY PRODUCTS CORP.	3,046	0	3,046	0
ALL-RUSSIAN RESEARCH INSTITUTE OF AUTOMATICS, THE (VNIIA)	549,460	549,460	0	0
ALLSHRED	5,000	0	5,000	0
ALL-SPEC	1,760	0	1,760	0
ALLSTAR SYSTEMS	1,295	1,295	0	0
ALLSTATE TRUCKING, INC.	12,400	12,400	0	12,400
ALLS, C. RAYMOND	15,000	15,000	0	15,000
ALLTECH ASSOCIATES, INC.	6,080	3,267	2,814	0
ALPHA CONSTRUCTION SERVICES, INC.	672,000	672,000	0	672,000
ALPHA INDUSTRIES, INC.	29,176	29,176	0	0
ALPHA LASER SERVICES	17,335	17,335	0	0
ALPHA MICROSCOPE MAINTENANCE & REPAIR	7,550	7,550	0	7,550
ALPHA OMEGA	11,850	11,850	0	0
ALPHA PRIBOR, LTD.	25,000	25,000	0	0
ALPHA SPECTRA, INC.	5,400	5,400	0	0
ALPINE DESIGN	1,045	1,045	0	1,045
ALTA ANALYTICAL	2,000	2,000	0	0
ALTEON NETWORKS, INC.	60,679	0	60,679	0
ALTERA CORP.	11,960	11,960	0	7,475
ALTERNATE SYSTEMS	1,865	1,865	0	0
ALTERNATIVE ENERGY DEVELOPMENT, INC.	12,000	12,000	0	0
ALTERNATIVE LANDSCAPE, INC.	6,255	6,255	0	6,255
ALTISIMO COMPUTING	13,123	13,123	0	0

Supplier Name	Total \$	SNL/NM \$	SNL/CA \$	NM \$
ALUMINUM DOOR SERVICE	10,587	10,587	0	10,587
ALVARADO MANUFACTURING CO.	35,676	21,420	14,257	0
AM TELEPHONE	1,795	1,795	0	1,795
AMALGA COMPOSITES, INC.	11,992	11,992	0	0
AMANO, DR. HIROSHI	2,100	2,100	0	0
AMBASSADOR BOOK SERVICE, INC.	196,849	196,849	0	0
AMBIA CORP.	1,743	1,743	0	0
AMCO	3,016	3,016	0	0
AMERICAN ADVANTECH CORP.	1,650	1,650	0	0
AMERICAN ARIUM	4,060	4,060	0	0
AMERICAN BODY ARMOR, INC.	2,540	2,540	0	0
AMERICAN CHEMICAL SOCIETY	62,534	62,534	0	0
AMERICAN COLOR CORP.	5,485	0	5,485	0
AMERICAN COMPUTING & ELECTRONICS, INC.	11,428	11,428	0	11,428
AMERICAN DRAFT SOURCE	2,088	0	2,088	0
AMERICAN ELECTRONICS, INC.	11,674	11,674	0	0
AMERICAN FENCE COMPANY OF NEW MEXICO, INC.	1,960	1,960	0	1,960
AMERICAN FIBERTEK, INC.	9,411	9,411	0	0
AMERICAN FORM TECH, INC.	12,551	12,551	0	0
AMERICAN FURNITURE CO., INC.	3,505	3,505	0	3,505
AMERICAN GAS & CHEMICAL CO., LTD.	1,935	1,935	0	0
AMERICAN GEOPHYSICAL UNION	1,062	1,062	0	0
AMERICAN INDUSTRIAL HYGIENE ASSOC. (AIHA)	4,901	4,901	0	0
AMERICAN INSTITUTE OF AERONAUTICS & ASTRONAUTICS (AIAA)	1,870	995	875	0
AMERICAN INSTITUTE OF PHYSICS	1,353	1,353	0	0
AMERICAN LABELMARK CO., INC.	25,637	25,637	0	0
AMERICAN LAUBSCHER CORP.	3,294	3,294	0	0
AMERICAN LOCK & SUPPLY, INC.	32,730	0	32,730	0
AMERICAN MANAGEMENT ASSOCIATION	28,600	28,600	0	0
AMERICAN MEDIA, INC.	1,690	1,690	0	0
AMERICAN MICROSYSTEMS, INC.	53,000	53,000	0	0
AMERICAN MOBILE SATELLITE CORP.	6,080	6,080	0	0
AMERICAN POWER CONVERSION	35,140	23,067	12,073	0
AMERICAN PROPERTY	4,000	4,000	0	4,000
AMERICAN RED CROSS	1,150	0	1,150	0
AMERICAN RELIANCE, INC.	1,995	0	1,995	0
AMERICAN RESEARCH GROUP, INC.	14,950	14,950	0	0
AMERICAN RUSSIAN ENVIRONMENTAL SERVICES, INC.	115,000	115,000	0	0
AMERICAN SEATING CO.	2,264	2,264	0	2,264
AMERICAN SECURITY DISTRIBUTION	2,144	2,144	0	0
AMERICAN SOCIETY FOR QUALITY CONTROL (ASQC)	16,200	16,200	0	0
AMERICAN TARGET CO.	3,850	2,975	875	0
AMERICAN TECHNICAL CERAMICS	6,774	6,774	0	0
AMERICAN TRUCK EQUIPMENT	3,085	0	3,085	0
AMERICAN VACUUM SOCIETY	20,650	20,650	0	0
AMERICAN VAULT CORP.	8,200	8,200	0	0
AMERICAN WEST EXPLOSIVES, INC.	2,300	2,300	0	0
AMERICAN XTAL TECHNOLOGY	73,380	73,380	0	0
AMERIGAS, INC.	44,875	44,875	0	0
AMERINET	13,243	13,243	0	13,243
AMERITECH LIBRARY SERVICES	42,610	42,610	0	0
AMERITHERM, INC.	1,945	880	1,065	0
AMERSHAM CORP.	3,340	3,340	0	0
AMETEK, INC.	24,465	24,465	0	0
AMIGOS BIBLIOGRAPHIC COUNCIL, INC.	9,500	9,500	0	0

Supplier Name	Total \$	SNL/NM \$	SNL/CA \$	NM \$
AMK INTERNATIONAL, INC.	31,000	31,000	0	0
AMMPEC	113,758	113,758	0	113,758
AMOCO PERFORMANCE PRODUCTS, INC.	1,750	0	1,750	0
AMPARO CORP.	75,000	75,000	0	75,000
AMPEX CORP.	1,800	1,800	0	0
AMPEX DATA SYSTEMS CORP.	75,462	75,462	0	0
AMPHENOL CANADA, LTD.	27,415	0	27,415	0
AMPHENOL PRODUCTS	284,732	284,732	0	0
AMPLEX	10,086	9,020	1,067	0
AMPRO COMPUTERS, INC.	9,831	9,831	0	0
AMPTEK, INC.	118,776	83,110	35,666	0
AMRAY, INC.	49,653	49,653	0	0
AMS OPTOTECH	9,270	9,270	0	0
AMTEC ENGINEERING, INC.	56,734	56,734	0	0
ANACAPA MICRO PRODUCTS	2,325	2,325	0	0
ANALOG DEVICES, INC.	32,970	31,792	1,178	0
ANALOG MODULES	4,390	4,390	0	0
ANALOGIC CORP.	7,075	7,075	0	0
ANALOGY, INC.	112,529	112,529	0	0
ANALYTICAL GRAPHICS, INC.	197,925	197,925	0	0
ANALYTICAL METHODS, INC.	20,000	20,000	0	0
ANALYTICAL SOLUTIONS, INC.	559,222	559,222	0	559,222
ANALYTICAL TESTING CORP.	1,595	1,595	0	0
ANALYTICS, INC.	4,730	4,730	0	0
ANATECH CORP.	110,159	110,159	0	0
ANATECH, LTD.	1,150	1,150	0	0
ANCHOR SCUBA, INC.	3,175	3,175	0	0
ANDATACO	15,245	0	15,245	0
ANDERSEN LABORATORIES	26,000	26,000	0	0
ANDERSEN, JOHN A.	30,000	30,000	0	30,000
ANDERSON, K. R. CO., INC.	4,969	586	4,383	0
ANDOVER CORP.	6,176	4,950	1,226	0
ANDRESON CANVAS & UPHOLSTERING, INC.	1,326	1,326	0	1,326
ANDREW CORP.	9,407	9,407	0	0
ANGELES GROUP, THE	25,385	25,385	0	0
ANGSTROM SCIENCES	11,290	11,290	0	0
ANIXTER BROTHERS, INC.	104,940	32,560	72,380	31,997
ANNAPOLIS MICRO SYSTEMS, INC.	7,736	7,736	0	0
ANS COTRE SYSTEMS, INC.	184,784	184,784	0	0
ANSHEN & ALLEN ARCHITECTS	50,000	50,000	0	0
ANSOFT CORP.	17,852	17,852	0	0
ANSYS, INC.	21,000	21,000	0	0
ANS, INC.	25,000	25,000	0	0
ANTARES GROUP	73,802	73,802	0	0
ANTER CORP.	157,800	157,800	0	0
ANTHRO CO.	246,731	187,024	59,707	0
ANYOS, TOM	25,000	25,000	0	0
ANZEN COMPUTING, INC.	22,204	22,204	0	0
AN, MYOUNG	15,000	15,000	0	0
AONIX	31,111	31,111	0	0
AOS, INC.	47,485	47,485	0	0
AP LABS	211,243	211,243	0	0
APD CRYOGENICS, INC.	3,600	3,600	0	0
APEX MICROTECHNOLOGY CORP.	15,789	15,789	0	0
APIX, INC.	1,170	1,170	0	0
APOGEE INSTRUMENTS, INC.	7,450	0	7,450	0
APPLE COMMERCIAL CREDIT	3,128	3,128	0	0
APPLE COMPUTER, INC.	65,582	65,582	0	0
APPLICATION DEVELOPERS TRAINING CO.	18,260	18,260	0	0

Supplier Name	Total \$	SNL/NM \$	SNL/CA \$	NM \$
APPLIED DECISION ANALYSIS, INC.	9,823	9,823	0	0
APPLIED DIGITAL SYSTEMS, INC.	4,950	4,950	0	0
APPLIED ELECTRON, INC.	2,100	2,100	0	0
APPLIED ENERGY SYSTEMS, INC.	6,785	6,785	0	0
APPLIED ENGINEERING PRODUCTS	23,598	23,598	0	0
APPLIED ENGINEERING SERVICE, INC.	100,000	100,000	0	0
APPLIED FLOW TECHNOLOGY CORP.	1,166	1,166	0	0
APPLIED INDUSTRIAL TECHNOLOGIES	23,564	23,564	0	23,564
APPLIED MATERIALS	6,188,854	6,188,854	0	870
APPLIED METHODS, INC.	63,487	63,487	0	63,487
APPLIED OPTICS RESEARCH	6,700	6,700	0	0
APPLIED OPTRONICS	2,900	2,900	0	0
APPLIED PHYSICS SYSTEMS	286,620	286,620	0	0
APPLIED PHYSICS, INC.	1,027,634	1,027,634	0	1,027,634
APPLIED POWER CORP.	2,366	2,366	0	0
APPLIED PROCESS EQUIPMENT CORP.	15,255	15,255	0	0
APPLIED RESEARCH ASSOCIATES, INC. (ARA)	235,785	235,785	0	235,785
APPLIED ROBOTICS	3,105	3,105	0	0
APPLIED SCIENCE & TECHNOLOGY, INC. (ASTEX)	4,276	2,371	1,905	0
APPLIED SIGNAL TECHNOLOGY, INC.	79,855	0	79,855	0
APPLIED TECHNOLOGIES, INC.	10,540	10,540	0	0
APPLIED TECHNOLOGY ENTERPRISES	11,750	11,750	0	0
APPLIED TECHNOLOGY INSTITUTE	12,400	12,400	0	0
APPLIED TECHNOLOGY, INC.	915,835	455,089	460,746	0
APS TECHNOLOGIES	12,343	10,017	2,327	0
APS TECHNOLOGY	92,270	92,270	0	0
APTEC INSTRUMENTS, INC.	3,595	0	3,595	0
APUNIX COMPUTER SERVICES	119,152	119,152	0	0
AQ SAFETY, INC.	300,000	300,000	0	300,000
AQUA CONTROLS	10,134	10,134	0	0
A-QUALITY MACHINING	36,643	36,643	0	36,643
AQUILA TECHNOLOGIES GROUP, INC.	354,904	354,904	0	354,904
AQUILINA, NICK C.	50,000	50,000	0	0
ARAMARK CORP.	80,911	80,911	0	80,911
ARBIN ELECTROCHEMICAL INSTRUMENTS	10,928	10,928	0	0
ARBORS, THE	81,330	0	81,330	0
ARBOTOV, DR. ALEXEI	1,000	1,000	0	0
ARC ASSOCIATES, INC.	20,175	20,175	0	0
ARCH PAGING	1,847	1,847	0	1,847
ARCOM MASTER SYSTEMS	2,700	2,700	0	0
AREMCO PRODUCTS, INC.	1,259	1,259	0	0
ARES CORP.	298,371	298,371	0	298,371
ARGOTEC, INC.	10,450	10,450	0	0
ARGUS INTERNATIONAL, LTD.	1,850	0	1,850	0
ARIEL CORP.	3,995	3,995	0	0
ARINC RESEARCH CORP.	11,480	11,480	0	0
ARIS CORP.	77,000	77,000	0	0
ARIZONA EDM PRODUCTS, INC.	1,545	567	978	0
ARIZONA HYDROGEN MANUFACTURING, INC.	1,395	1,395	0	0
ARIZONA PUBLIC SERVICE CO.	250,000	250,000	0	0
ARIZONA STATE UNIVERSITY	181,616	156,616	25,000	0
ARLON, INC.	8,495	8,495	0	0
ARMALITE, INC.	2,668	2,668	0	0
ARMAND MANUFACTURING	2,690	2,690	0	0
ARMO-GROUP, THE	11,600	11,600	0	0
ARMOR BOX CO.	1,696	1,696	0	945
ARNOLD ENGINEERING CO., THE	2,430	2,430	0	0
ARNOLD MAGNETICS CORP.	12,045	12,045	0	0
ARNOLD, GEORGE W.	4,500	4,500	0	4,500

Supplier Name	Total \$	SNL/NM \$	SNL/CA \$	NM \$
ARRIS INTERNATIONAL	2,500	2,500	0	0
ARROW ELECTRONICS, INC.	85,058	61,748	23,310	0
ARROW HAWK ORIGINALS	1,349	1,349	0	1,349
ARTECON, INC.	49,445	49,445	0	0
ARTISOFT, INC.	3,225	3,225	0	0
ART'S PHOTOGRAPHIC SUPPLIERS	1,860	1,860	0	0
ARTWORK CONVERSION SOFTWARE, INC.	7,180	7,180	0	0
AS SCIENTIFIC PRODUCTS, LTD.	61,349	61,349	0	0
ASA COMPUTERS, INC.	1,744	0	1,744	0
ASC OFFICE FURNITURE	14,266	0	14,266	0
ASCENSION TECHNOLOGY, INC.	100,293	100,293	0	0
ASCENT LOGIC CORP.	27,195	20,000	7,195	0
ASCENT SOLUTIONS, INC.	1,530	1,530	0	0
ASET INTERNATIONAL SERVICES CORP.	128,819	128,819	0	0
ASHLAR, INC.	5,380	5,380	0	0
ASHTECH	11,311	11,311	0	0
ASI	2,168	0	2,168	0
ASL WORKSTATIONS, INC.	4,748	4,748	0	0
ASL, INC.	9,000	9,000	0	0
ASM INTERNATIONAL	1,444	1,444	0	0
ASPECT DEVELOPMENT, INC.	4,500	4,500	0	0
ASPECTS SOFTWARE, LTD.	36,250	36,250	0	0
ASPEN LANDSCAPING MANAGEMENT, INC.	300,000	300,000	0	300,000
ASPEN SYSTEMS, INC.	7,505	3,427	4,078	0
ASSOCIATED POWER ANALYSTS, INC.	32,000	32,000	0	0
ASSOCIATED SPRINGS	2,050	2,050	0	0
ASTAK, INC.	31,528	31,528	0	0
ASTRO-MED, INC.	219,066	219,066	0	0
ASYMTEK	10,779	10,779	0	0
ASYNCH TECHNOLOGIES, INC.	2,990	2,990	0	0
ATA SENSORS	13,250	13,250	0	13,250
ATCOR CORP.	4,223	4,223	0	0
A-TEK	1,420	1,420	0	1,420
ATKINSON DYNAMICS	1,785	1,785	0	0
ATLANTIC ANALYTICAL LABORATORY	2,000	2,000	0	0
ATLANTIC MACHINE TOOLS	2,200	2,200	0	0
ATLANTIC RESEARCH CORP.	35,000	35,000	0	0
ATLAS PUMPING SERVICE	2,125	2,125	0	2,125
ATLAS TESTING LABORATORIES, INC.	2,315	2,315	0	0
ATMEL CORP.	5,209	5,209	0	5,209
ATMOS TECH INDUSTRIES	1,347	1,347	0	0
ATMOSPHERIC INSTRUMENTATION RES, INC.	1,045	1,045	0	0
ATN MICROWAVE, INC.	73,500	73,500	0	0
ATOMIC INSPECTION LABS	20,000	20,000	0	20,000
ATRAMET, INC.	1,743	1,743	0	0
ATS INDUSTRIAL SUPPLY CO.	176,919	176,919	0	0
ATV TECHNOLOGY, INC.	1,116	1,116	0	0
AT&T CAMPUSWIDE ACCESS SOLUTIONS, INC.	1,120	0	1,120	0
AT&T CAPITAL CORP.	26,257	26,257	0	0
AT&T FEDERAL SYSTEMS	35,000	35,000	0	35,000
AT&T WIRELESS SERVICES	3,000	3,000	0	0
AUDIO-VIDEO RECORDERS OF ARIZONA, INC.	17,826	17,826	0	0
AURA CERAMICS	1,200	1,200	0	0
AURATEK SECURITY, INC.	25,932	25,932	0	0
AURORA OPTICS, INC.	9,965	9,965	0	0
AURORA PHOTONICS, INC.	7,500	0	7,500	0
AUSTIN FOAM PLASTICS, INC.	1,016	1,016	0	0
AUSTIN SCIENTIFIC CO., INC.	63,100	63,100	0	0
AUTOCLAVE ENGINEERS, INC.	153,550	80,142	73,408	0

Supplier Name	Total \$	SNL/NM \$	SNL/CA \$	NM \$
AUTODESSYS, INC.	4,015	0	4,015	0
AUTOMATE ASSOCIATES, INC.	291,012	291,012	0	0
AUTOMATED CONCEPTS, INC. (ACI)	51,400	51,400	0	0
AUTOMATED DESIGN ENTERPRISES	7,800	7,800	0	0
AUTOMATED PRECISION, INC.	13,000	13,000	0	0
AUTOMATED SOLUTIONS OF ALBUQUERQUE, INC.	300,000	300,000	0	300,000
AUTOMATED SYSTEMS, INC.	3,507	3,507	0	0
AUTOMATIC ACCESS SYSTEM	55,556	55,556	0	55,556
AUTOMATIC DOOR SYSTEMS, INC.	6,775	0	6,775	0
AUTOMATIC RAIN CO.	3,996	0	3,996	0
AUTOMATION CONSULTING & EDUCATION, INC.	4,485	4,485	0	0
AUTUMN SPRINGS APARTMENTS	15,954	0	15,954	0
AVANT CORP.	628,610	628,610	0	0
AVENTEC, INC.	2,439	2,439	0	0
AVERY, PAULA	23,400	23,400	0	23,400
AVIA DYNAMICS CORP.	1,122	1,122	0	0
AVID TECHNOLOGY, INC.	4,184	4,184	0	0
AVINET, INC.	1,115	1,115	0	0
AVL NORTH AMERICA	3,665	0	3,665	0
AVNET COMPUTER	35,474	33,989	1,485	0
AVNET EMG	392,458	291,644	100,814	11,697
AVRIL, LARRY	18,714	18,714	0	0
AVT	4,590	4,590	0	0
AVTECH ELECTROSYSTEMS, LTD.	6,065	6,065	0	0
AV-TECH INDUSTRIES, INC.	4,607	0	4,607	0
AVTEC, INC.	8,600	8,600	0	8,600
AWE HUNTING-BRAE, LTD.	20,788	20,788	0	0
AXSYS TECHNOLOGIES	24,980	24,980	0	0
AYDIN CORP.	88,328	88,328	0	0
AZ TECHNOLOGY, INC.	24,937	24,937	0	0
B&B TECHNOLOGIES, INC.	121,369	121,369	0	121,369
B&D ELECTRIC CO., INC.	387,934	387,934	0	387,934
B&D TROPHIES & AWARDS	2,624	2,624	0	2,624
B&H PHOTO VIDEO	12,608	12,608	0	0
B&M CONTROLS	12,000	12,000	0	12,000
B&W HANFORD CO.	5,475	0	5,475	0
B&W TEK, INC.	4,800	4,800	0	0
BABCOCK, INC.	2,226	2,226	0	0
BACHMANN INSTRUMENTS	3,000	0	3,000	0
BAHILL, DR. A. TERRY	1,054	1,054	0	0
BAI AEROSYSTEMS, INC.	50,500	50,500	0	0
BAILEY-FISCHER & PORTER	2,330	2,330	0	0
BAILLIO'S, INC.	16,923	16,923	0	16,923
BAINS, WILLIAM A. & ASSOCIATES	2,639	2,639	0	2,639
BAIRD CONSTRUCTION, INC.	129,832	129,832	0	129,832
BAIRD PLUMBING & MECHANICAL CONTRACTORS, INC.	552,029	552,029	0	552,029
BAIR, RAYMOND	54,000	54,000	0	54,000
BAKER UTILITY SUPPLY CORP.	2,689	2,689	0	2,689
BAKISH MATERIALS CORP.	12,112	12,112	0	0
BALAZS ANALYTICAL LABORATORY	6,000	6,000	0	0
BALDOR ELECTRIC CO.	5,000	5,000	0	0
BALDRIDGE, J. C. LUMBER CO.	9,425	9,425	0	9,425
BALES SCIENTIFIC	5,000	5,000	0	0
BALIS & CO.	3,500	3,500	0	3,500
BALL AEROSPACE & TECHNOLOGIES CORP.	4,343,985	4,343,985	0	140,000
BALL SCREWS & ACTUATORS	1,956	1,956	0	0
BALLANCE, ROBERT A.	38,900	38,900	0	38,900
BALLARD & BALLARD ENTERPRISES, INC.	15,080	15,080	0	15,080

Supplier Name	Total \$	SNL/NM \$	SNL/CA \$	NM \$
BALLY RIBBON MILLS, INC.	4,635	4,635	0	0
BALTISKIY ZAVOD JOINT STOCK CO.	114,427	114,427	0	0
BANGS LABORATORIES, INC.	7,301	6,987	314	0
BANKING INDUSTRY TECHNOLOGY SECRETARIAT	68,000	68,000	0	0
BAPCO	2,478	0	2,478	0
BARCODE SYSTEMS INTEGRATORS	3,828	3,828	0	3,828
BARLOW, RICHARD M.	76,000	76,000	0	76,000
BARNETT DATA SYSTEMS	6,380	6,380	0	0
BARNETT & CO.	10,873	10,873	0	10,873
BARNETTE, JON H.	5,000	5,000	0	5,000
BARNETT, PAUL W.	50,000	50,000	0	0
BARNHART-TAYLOR, INC.	2,070	2,070	0	0
BARNHILL ASSOCIATES, INC.	104,533	104,533	0	0
BARNHILL BOLT CO., INC.	203,039	203,039	0	203,039
BARNSTEAD/THERMOLYNE CORP.	2,380	1,966	414	0
BARRINGTON SYSTEMS	393,122	0	393,122	0
BARROW ARCTIC SCIENCE CONSORTIUM	39,198	39,198	0	0
BARTH ELECTRONICS, INC.	22,072	22,072	0	0
BARTON, PATRICK J.	63,000	63,000	0	0
BASSETT, RUSS CO.	24,633	24,633	0	24,633
BASS, ROBERT C.	1,000	1,000	0	1,000
BATTELLE COLUMBUS OPERATIONS	44,753	44,753	0	0
BATTELLE MEMORIAL INSTITUTE	49,118	34,918	14,200	0
BATTERIES PLUS	2,170	2,170	0	2,170
BATWOODS	2,520	2,520	0	2,520
BAUDVILLE COMPUTER PRODUCTS	1,012	0	1,012	0
BAUGHN ENGINEERING	26,892	0	26,892	0
BAUM, TOM SALES & SERVICE	2,000	2,000	0	0
BAY AREA COMMUNICATIONS, INC.	43,908	0	43,908	0
BAY OPTICAL INSTRUMENT	6,001	6,001	0	0
BAY SEAL CO.	1,650	0	1,650	0
BAY TECHNOLOGY	2,550	2,550	0	0
BAY VOLTEX CORP.	8,100	0	8,100	0
BAY-CON	1,016	0	1,016	0
BAYER CORP.	1,741	1,510	231	0
BCSI, INC.	5,680	5,680	0	0
BDM FEDERAL, INC.	10,000	10,000	0	0
BDM PETROLEUM TECHNOLOGIES	2,520	2,520	0	0
BEAM DYNAMICS, INC.	1,620	0	1,620	0
BEAMAN, DR. JOSEPH	39,600	39,600	0	0
BEAUCHAMP, EDWIN	20,000	20,000	0	20,000
BECATEK CO.	9,600	9,600	0	9,600
BECHTEL NATIONAL, INC.	104,626	104,626	0	0
BECHTEL NEVADA	2,000	2,000	0	0
BECK OFFICE SYSTEMS, INC.	26,883	26,883	0	26,883
BECKER FIRE EQUIPMENT CO.	4,029	4,029	0	4,029
BECKERT, WERNER E.	2,500	2,500	0	0
BECKMAN, PAUL CO.	24,451	24,451	0	0
BECK, JAMES V.	2,500	2,500	0	0
BECK, PAUL G.	43,200	43,200	0	43,200
BEE INDUSTRIAL SUPPLY	1,243	0	1,243	0
BEER, JOEL NIMROD	7,600	7,600	0	7,600
BEETLEY, DALE E.	6,016	6,016	0	0
BEI MOTION SYSTEMS CO., INC.	1,168	0	1,168	0
BEI SENSORS & SYSTEMS CO.	102,999	102,999	0	0
BEIMER MACHINE WORKS, INC.	6,526	6,526	0	0
BELANGER INDUSTRIAL GROUP, INC.	2,480	2,480	0	0
BELL ATLANTIC CELLULAR	1,500	1,500	0	0
BELL ATLANTIC MOBILE	3,000	3,000	0	0

Supplier Name	Total \$	SNL/NM \$	SNL/CA \$	NM \$
BELL INDUSTRIES, INC.	7,633	6,650	983	0
BELL & HOWELL CO.	2,520	0	2,520	0
BELL, F. W., INC.	5,175	1,500	3,675	0
BEMTEK, A. S.	9,517	9,517	0	0
BENCHMARK TECHNOLOGIES	1,200	1,200	0	0
BENDER ASSOCIATES, INC.	118,081	118,081	0	0
BENEDETTI, GERALD A.	1,000	1,000	0	0
BENEFIT PLAN SYSTEMS CORP.	1,250	1,250	0	0
BENJAMIN, BEN	3,000	3,000	0	3,000
BENNETT PUMPS	3,240	3,240	0	0
BENNETT, MARK	15,000	15,000	0	15,000
BENTLEY SYSTEMS, INC.	17,514	17,514	0	0
BENTLY-NEVADA CORP.	1,430	1,430	0	0
BERCOVITZ, ARDEN, PHD	5,500	5,500	0	0
BERG SYSTEMS INTERNATIONAL	6,270	6,270	0	0
BERG, W. M., INC.	1,263	1,048	215	0
BERKELEY NUCLEONICS CORP.	90,060	90,060	0	0
BERNA PRODUCTS CORP.	12,000	12,000	0	0
BERTAN HIGH VOLTAGE	56,446	56,446	0	0
BEST POWER	9,061	9,061	0	0
BEST PRESS CORP.	183,800	183,800	0	0
BETA CORPORATION INTERNATIONAL	767,810	767,810	0	767,810
BETATRON ELECTRONICS, INC.	78,050	78,050	0	78,050
BE, INC.	2,171,384	2,171,384	0	0
BFA SALES, INC.	771,201	771,201	0	771,201
BFI MEDICAL WASTE SYSTEMS	4,000	0	4,000	0
BF&C ELECTRIC CO., INC.	3,231	3,231	0	3,231
BG SYSTEMS, INC.	1,100	1,100	0	0
BICKEL, DAVID C.	50,000	50,000	0	50,000
BICRON	195,088	195,088	0	0
BID SERVICE	41,745	10,250	31,495	0
BIG J ENTERPRISES	2,175,019	2,175,019	0	2,175,019
BIG SKY LASER TECHNOLOGIES, INC.	32,983	32,983	0	0
BIGGE CRANE & RIGGING CO.	35,000	0	35,000	0
BIOANALYTICAL SYSTEMS, INC.	24,091	180	23,911	0
BIOFORCE LABRATORY, INC.	1,079	1,079	0	0
BIO-RAD LABORATORIES, INC.	140,894	108,170	32,724	0
BIRD ELECTRONIC CORP.	1,735	1,735	0	0
BISHOP, ELVETA	15,000	15,000	0	15,000
BIT 3 COMPUTER CORP.	3,595	3,595	0	0
BITMASTERS	13,048	13,048	0	0
BJ SCIENTIFIC PRODUCTS	1,033	1,033	0	0
BK SCIENCE & ENGINEERING	200,000	200,000	0	0
BLACK BOX CORP.	32,979	28,436	4,543	0
BLACK LAB MICRO	6,076	6,076	0	0
BLACK TIE GROUP, INC.	1,680	1,680	0	1,680
BLACK & WHITE SOFTWARE	34,268	34,268	0	0
BLACKWELL-TONKAWA AIRPORT TRUST AUTHORITY	24,000	0	24,000	0
BLACK, GORDON S. CORP.	30,000	30,000	0	0
BLAIR-MARTIN CO., INC.	2,345	2,345	0	0
BLAKE INDUSTRIES, INC.	4,100	4,100	0	0
BLAKESLEE, BARON	4,297	4,297	0	0
BLAND, RAYMOND D.	28,585	28,585	0	28,585
BLASCH PRECISION CERAMICS	18,390	18,390	0	0
BLECHA & SON REFRIGERATION, INC.	6,895	6,895	0	0
BLESSING/WHITE, INC.	67,640	67,640	0	0
BLILEY ELECTRIC CO.	2,925	2,925	0	0
BLOCH, ERICH	10,000	10,000	0	0

Supplier Name	Total \$	SNL/NM \$	SNL/CA \$	NM \$
BLOCK ENGINEERING	11,650	11,650	0	0
BLOOD SUGAR PRODUCTIONS	3,000	3,000	0	3,000
BLOOMSTEIN, ELENA	10,000	10,000	0	10,000
BLUE RIDGE NUMERICS, INC.	7,750	7,750	0	0
BLUE ROAD RESEARCH	8,000	8,000	0	0
BLUE SKY RESEARCH	5,190	4,595	595	0
BLUE SKY SOFTWARE CORP.	3,091	3,091	0	0
BLUE STAR CARTRIDGE & BRASS, INC.	1,100	1,100	0	0
BLUEGRASS BIT CO., INC.	342,608	342,608	0	0
BLUESTAR BATTERY SYSTEMS CORP.	4,589	4,589	0	0
BMC SOFTWARE, INC.	65,067	65,067	0	0
BMV ASSOCIATES	50,000	50,000	0	50,000
BOC GROUP, INC., THE	160,801	142,691	18,110	0
BODYBILT, INC.	70,328	37,676	32,653	37,676
BODYCOTE IMT, INC.	1,515	1,515	0	0
BOEHM-LOGAN CONSULTING GROUP	15,500	15,500	0	15,500
BOEING CO., THE	843,041	843,041	0	95,000
BOGUE MACHINE CO., INC.	276,511	276,511	0	276,511
BOHLIN INSTRUMENTS, INC.	33,187	33,187	0	0
BOISE CASCADE OFFICE PRODUCTS	24,937	22,267	2,670	22,267
BOLDATA SYSTEMS	4,873	0	4,873	0
BOLT TECHNICAL CERAMICS	4,046	0	4,046	0
BOMAS MACHINE SPECIALTIES, INC. (BMS)	1,800	1,800	0	0
BOMEM, INC.	12,208	8,358	3,850	0
BOND OPTICS, INC.	20,750	20,750	0	0
BOND, BOB	11,550	11,550	0	11,550
BONNELL SAND & GRAVEL	9,714	9,714	0	9,714
BOOLE & BABBAGE, INC.	8,836	8,836	0	0
BORDER STATES ELECTRIC SUPPLY	25,675	25,675	0	25,675
BORDER STATES INDUSTRIES, INC.	634,959	634,959	0	634,959
BOSTON DIGITAL CORP.	5,200	5,200	0	0
BOSTON ELECTRONICS CORP.	3,790	3,790	0	0
BOSTON PIEZO OPTICS, INC.	34,071	34,071	0	0
BOSTON UNIVERSITY	104,165	104,165	0	0
BOUSHEE, JEROME	8,000	8,000	0	8,000
BOWMAR INSTRUMENT CORP.	3,205	0	3,205	0
BOWYER, KEVIN W., PHD	3,000	3,000	0	0
BOX HILL SYSTEMS CORP.	43,638	43,638	0	0
BOYD SIGN & GRAPHIC CO.	4,372	4,372	0	4,372
BOYLE, DR. ROBERT E.	8,400	0	8,400	0
BP MICROSYSTEMS, INC.	9,370	9,370	0	0
BPLW ARCHITECTS & ENGINEERS, INC.	324,995	324,995	0	324,995
BRADLEY WARD SYSTEMS, INC.	7,467	7,467	0	0
BRANAGAN & ASSOCIATES	72,803	72,803	0	0
BRANDYWINE COMMUNICATIONS	2,250	2,250	0	0
BRAUN, M., INC.	1,040	1,040	0	0
BREAULT RESEARCH ORGANIZATION, INC.	2,900	2,900	0	0
BREINER, OTTO INSTRUMENTS	36,948	33,453	3,495	0
BRENTON SAFETY, INC.	2,604	0	2,604	0
BREWER, J. W. TIRE CO., INC.	66,315	66,315	0	66,315
BRICE, DAVID K.	5,940	5,940	0	5,940
BRIDGE AIRPORTER EXPRESS	1,200	0	1,200	0
BRIDGERS & PAXTON CONSULTING ENGINEERS, INC.	400,000	400,000	0	400,000
BRIGGS-WEAVER, INC.	25,569	25,569	0	0
BRIGHT IDEAS	5,719	5,719	0	5,719
BRILL ELECTRONICS	6,424	0	6,424	0
BRIMROSE CORP. OF AMERICA	2,985	2,985	0	0
BRINKMANN INSTRUMENTS, INC.	5,010	5,010	0	0

Supplier Name	Total \$	SNL/NM \$	SNL/CA \$	NM \$
BRISK HEAT CORP.	2,753	2,753	0	0
BRISTOL TECHNOLOGIES, INC.	4,825	4,825	0	0
BRITISH AEROSPACE DEFENCE, LTD.	26,269	26,269	0	0
BRITTON, BILL	10,000	0	10,000	0
BROADBAND COMMUNICATIONS PRODUCTS, INC. (BCP)	5,850	5,850	0	0
BROADCAST SUPPLY CO.	38,005	38,005	0	38,005
BROADCAST TECHNOLOGY	22,500	22,500	0	0
BRON TAPES, INC.	1,717	1,717	0	0
BROOKFIELD ENGINEERING LABORATORIES, INC.	1,009	1,009	0	0
BROOKHAVEN INSTRUMENTS CORP.	1,500	0	1,500	0
BROOKS AUTOMATION (CANADA) CORP.	38,881	38,881	0	0
BROOKS INSTRUMENTS, INC.	4,360	4,360	0	0
BROOKS, E. J. CO., INC.	1,041	1,041	0	0
BROOKS, LAVONNE M.	35,000	35,000	0	0
BROSE CO.	1,682	0	1,682	0
BROWN FERRIS INDUSTRIES (BFI)	1,835	0	1,835	0
BROWN UNIVERSITY	85,000	0	85,000	0
BROWN & ROOT ENVIRONMENTAL	130,000	130,000	0	130,000
BROWN & SHARPE/LEITZ	12,000	0	12,000	0
BROWNE, DOUGLAS C.	12,000	12,000	0	12,000
BROWNING-FERRIS INDUSTRIES	50,000	0	50,000	0
BROWN, D. H. ASSOCIATES, INC.	20,000	20,000	0	0
BROWN, RALPH L.	1,500	1,500	0	1,500
BROWN, T. E. (BARRINGTON) & CO	26,745	0	26,745	0
BROWN, VIC SALES	12,577	12,577	0	12,577
BROWN, WARREN D.	4,000	4,000	0	4,000
BROW, RICHARD	12,600	12,600	0	0
BRUCKHEIM, ARTHUR J.	15,000	0	15,000	0
BRUKER ANALYTICAL X-RAY SYSTEMS	215,550	215,550	0	0
BRUKER INSTRUMENTS, INC.	25,750	25,750	0	0
BRUSH WELLMAN, INC.	22,546	22,546	0	0
BSC OPTICS	1,255	1,255	0	1,255
BSI COMPUTERS, INC.	4,140	4,140	0	0
BS&B SAFETY SYSTEMS, INC.	21,102	18,891	2,212	11,907
BT AERONAUTICAL & MARITIME	5,000	5,000	0	0
BT OFFICE PRODUCTS INTERNATIONAL	2,689,604	2,673,194	16,411	2,673,194
BTC ELECTRONIC COMPONENTS	2,236	2,236	0	0
BTG TECHNOLOGY SYSTEMS	125,000	125,000	0	0
BTG, INC.	32,303	32,303	0	0
BUBBLE TECHNOLOGY INDUSTRIES	47,635	47,635	0	0
BUCHHEIT, RUDOLPH G., PHD	5,000	5,000	0	0
BUCKBEE-MEARS OPERATION	5,086	5,086	0	0
BUCKLES-SMITH ELECTRIC CO.	23,436	0	23,436	0
BUDNITZ, DR. ROBERT J.	100,000	100,000	0	0
BUEHLER, LTD.	49,991	37,900	12,091	0
BUFF, PAUL C., INC.	2,998	2,998	0	0
BULL, C. H. CO.	2,619	0	2,619	0
BULMAHN, KENNETH D.	20,000	20,000	0	0
BUNN-O-MATIC CORP.	1,378	0	1,378	0
BUNTA TECHNOLOGY INTERNATIONAL, INC.	2,545	2,545	0	0
BURCH MANUFACTURING CO.	5,670	5,670	0	0
BURKE ENGINEERING CO.	343,057	341,106	1,950	341,106
BURLEIGH INSTRUMENTS, INC.	105,605	43,655	61,950	0
BURLINGTON SAFETY LABORATORY OF CALIFORNIA, INC.	3,846	561	3,285	0
BURNETT ELECTRIC	25,913	25,913	0	25,913
BURNS CONTROLS CO.	1,321	1,321	0	0
BURNS INTERNATIONAL SECURITY SERVICES	52,000	52,000	0	52,000

Supplier Name	Total \$	SNL/NM \$	SNL/CA \$	NM \$
BURNS, MAJ. GEN. WILLIAM F. (RET)	10,000	10,000	0	0
BURST COMMUNICATIONS, INC.	1,054	1,054	0	0
BURSTEIN, ERIC	12,000	12,000	0	12,000
BUSADA MANUFACTURING CORP.	2,959	2,959	0	0
BUSCH SYSTEM INTERNATIONAL, INC.	2,690	2,690	0	0
BUSCH, R. D.	13,000	13,000	0	13,000
BUSINESS COMMUNICATIONS SERVICES, INC.	55,123	55,123	0	55,123
BUSINESS ENVIRONMENTS	610,309	610,309	0	610,309
BUSINESS GRAPHICS, INC.	1,533	1,533	0	1,533
BUSINESS MACHINES CENTER, INC. (BMC)	2,119	2,119	0	2,119
BUSINESS OBJECTS AMERICAS	2,400	2,400	0	0
BUSINESS OBJECTS, INC.	486,140	486,140	0	0
BUSINESS SYSTEMS & MACHINES, INC.	1,837	1,837	0	1,837
BUSINESS TRAINING RESOURCES	1,290	1,290	0	0
BUSTAMANTE, AL C.	10,000	10,000	0	10,000
BUTLER-JOHNSON CORP.	1,189	0	1,189	0
BUTTONWOOD CONSULTING, INC.	71,000	71,000	0	0
BUYCOMP, LLC	15,956	15,956	0	0
BYERLY, RADFORD	2,000	2,000	0	0
C&G PRECISION	3,980	0	3,980	0
C&H DISTRIBUTORS, INC.	2,320	2,320	0	0
C&H TECHNOLOGIES, INC.	77,075	77,075	0	0
C&T MACHINING	66,734	66,734	0	66,734
C/D PRODUCTIONS	41,000	41,000	0	41,000
C TECH DEVELOPMENT CORP.	16,495	16,495	0	0
CABLEMASTER	9,903	9,903	0	0
CABLETRON SYSTEMS, INC.	296,517	11,411	285,106	0
CABOT CORP.	23,548	23,004	544	0
CACCIABUE, DR. PIETRO CARLO	11,000	11,000	0	0
CAC, INC.	109,347	109,347	0	109,347
CADSI	20,825	20,825	0	0
CADTRON	7,575	4,580	2,995	0
CAEN ENGINEERING, INC.	5,903	5,903	0	0
CAL ROPE	2,764	2,764	0	0
CALCOMP, INC.	4,060	4,060	0	0
CAL-DORAN METALLURGICAL SERVICES	1,330	1,330	0	0
CALIFORNIA FINE WIRE CO.	211,495	211,345	150	0
CALIFORNIA INSTITUTE OF TECHNOLOGY	24,974	24,974	0	0
CALIFORNIA SERVICE TOOL	3,083	0	3,083	0
CALIFORNIA STATE POLYTECHNIC UNIVERSITY	11,791	11,791	0	0
CALIFORNIA STATE UNIVERSITY CHICO	100,000	0	100,000	0
CALIFORNIA TUBE LABS	8,850	8,850	0	0
CALLISTER, T. BRIAN, MD	17,000	17,000	0	0
CALVERT, DR. PAUL D.	20,000	20,000	0	0
CAMBER CORP.	2,360	2,360	0	2,360
CAMBRIDGE ACCUSENSE, INC.	3,705	3,705	0	0
CAMBRIDGE ISOTOPE LABORATORIES, INC.	6,582	0	6,582	0
CAMBRIDGE MILL PRODUCT, INC.	1,250	1,250	0	0
CAMBRIDGE SOFT CORP.	4,097	4,097	0	0
CAMCO SOLUTIONS, INC.	1,283	0	1,283	0
CAMECA INSTRUMENTS, INC.	5,912	5,912	0	0
CAMERA WORKS, INC.	3,274	3,274	0	3,274
CAMERA & DARKROOM	178,408	178,408	0	178,408
CAMERON CONSULTING CO.	4,000	4,000	0	0
CAMERON MEDICAL CORP.	3,999	0	3,999	0
CAMPBELL SCIENTIFIC, INC.	8,265	8,265	0	0
CAMPBELL SERVICES, INC.	2,010	2,010	0	0
CAMSOFT CORP.	44,419	44,419	0	0
CAMTECH SYSTEMS	9,602	9,602	0	0

Supplier Name	Total \$	SNL/NM \$	SNL/CA \$	NM \$
CANBERRA INDUSTRIES, INC.	211,954	211,954	0	0
CANDELARIA & ASSOCIATES	4,100	4,100	0	4,100
CANDLE CORPORATION	127,974	127,974	0	0
CANON USA, INC.	173,926	168,794	5,132	0
CAPACITEC, INC.	1,450	0	1,450	0
CAPITOL HILTON	3,917	3,917	0	0
CAPOVANI BROTHERS, INC.	1,050	0	1,050	0
CAPS LOGISTICS, INC.	2,400	2,400	0	0
CAPTURETECH	50,250	50,250	0	0
CARBONA CORP.	81,880	81,880	0	0
CARCO ELECTRONICS CO.	3,765	3,765	0	0
CAREMARK	7,000	7,000	0	0
CARFAGNO, DANIEL	55,000	55,000	0	0
CAR-GO BATTERY CO.	1,717	1,717	0	0
CARHART, GARY	1,250	1,250	0	0
CARLSBAD DEPT. OF DEVELOPMENT	3,886	3,886	0	3,886
CARLSON COMMUNICATIONS, INC.	5,937	5,937	0	0
CARNEGIE-MELLON UNIVERSITY	93,743	44,243	49,500	0
CARON PRODUCTS & SERVICES, INC.	2,345	0	2,345	0
CARPENTER ADVANCED CERAMICS	26,787	26,787	0	0
CARPENTER TECHNOLOGY CORP.	208,630	207,630	1,000	0
CARPENTER, BILL	7,500	7,500	0	0
CARPENTER, E. R. CO., INC.	5,532	5,532	0	0
CARROLL, JERRY MACHINING, INC.	14,554	0	14,554	0
CARROLL, W. M. & CO.	3,180	3,180	0	3,180
CARTER INDUSTRIES, INC.	1,519	0	1,519	0
CARUTHERS, JAMES M.	30,000	30,000	0	0
CARVER, FRED S., INC.	6,550	6,550	0	0
CASA ENTERPRISES, INC.	15,266	15,266	0	15,266
CASCADE MICROTECH, INC.	398,569	398,569	0	0
CASES-CASES, INC.	1,200	1,200	0	0
CASEWISE SYSTEMS, INC.	17,310	17,310	0	0
CASEWORK SYSTEMS, INC.	6,611	6,611	0	0
CASE, JOHN	30,200	30,200	0	30,200
CASH REGISTER SYSTEMS, INC.	3,800	3,800	0	3,800
CASON ENGINEERING	40,116	40,116	0	0
CASTELL INTERLOCKS, INC.	2,081	2,081	0	0
CASTERS OF ALBUQUERQUE, INC.	1,482	1,482	0	1,482
CASTLE, A. M. & CO.	4,961	0	4,961	0
CAUDLE, RALPH E.	60,000	60,000	0	0
CAYENNE SOFTWARE, INC.	5,677	5,677	0	0
CCC, INC.	6,150	6,150	0	0
CCH, INC.	2,678	2,678	0	0
CCMI	2,045	2,045	0	0
CDM FEDERAL PROGRAMS CORP.	150,000	150,000	0	0
CEE	36,658	0	36,658	0
CEI	129,800	11,600	118,200	0
CELERITY SYSTEMS, INC.	35,495	0	35,495	0
CELLSTAR	8,634	8,634	0	0
CELLULAR ONE	30,200	30,200	0	1,200
CEM CORP.	17,235	15,735	1,500	0
CENTER FOR STRATEGIC & INTERNATIONAL STUDIES (CSIS)	499,200	499,200	0	0
CENTER RENTAL & SALES, INC.	3,630	3,630	0	3,630
CENTORR VACUUM INDUSTRIES, INC.	5,471	5,471	0	0
CENTRA SECURITY SERVICES	30,539	30,539	0	0
CENTRAL COMPUTER SYSTEMS, INC.	135,631	0	135,631	0
CENTRAL DATA CORP.	4,485	4,485	0	0
CENTRAL INSTRUMENTS	5,500	5,500	0	0

Supplier Name	Total \$	SNL/NM \$	SNL/CA \$	NM \$
CENTRAL RESEARCH LABS, INC.	6,486	6,486	0	0
CEPLECHA, DR. ZDENEK	20,000	20,000	0	0
CERAC, INC.	6,325	5,016	1,309	0
CERAMASEAL	9,667	6,531	3,136	0
CERAMAWIRE	1,611	1,611	0	0
CERAMIC MAGNETICS, INC.	1,700	1,700	0	0
CERAMTEC NORTH AMERICA	1,988,906	1,988,906	0	0
CERAMTECH	3,284	0	3,284	0
CERBERUS PYROTRONICS	7,085	0	7,085	0
CERCO	9,900	0	9,900	0
CERPROBE CORP.	65,792	65,792	0	0
CERTIFIED MEASUREMENTS, INC.	63,100	63,100	0	0
CESIWID, INC.	3,074	3,074	0	0
CFC RECLAMATION & RECYCLING SERVICE, INC.	91,927	91,927	0	0
CFD RESEARCH CORP.	11,250	11,250	0	0
CH2M HILL	34,800	34,800	0	0
CHABAI, ALBERT J.	35,000	35,000	0	35,000
CHABOT-LAS POSITAS COMMUNITY COLLEGE	8,400	0	8,400	0
CHAMP CO., THE	10,630	0	10,630	0
CHAND ASSOCIATES, INC.	10,000	10,000	0	0
CHANG, PROF. RICHARD K.	3,000	0	3,000	0
CHANG, YIA-CHUNG	4,900	0	4,900	0
CHANNEL INDUSTRIES, INC.	8,790	8,790	0	0
CHANNEL MICROWAVE CORP.	8,865	8,865	0	0
CHAPARRAL PHYSICS CONSULTANTS	6,800	6,800	0	6,800
CHARDANS BOILER SERVICE	138,489	138,489	0	138,489
CHARLES INDUSTRIES, LTD.	1,845	1,845	0	0
CHATTERJEE, DR. KALYAN	10,000	10,000	0	0
CHAVEZ, REX DARREN	3,000	3,000	0	0
CHEMCHK INSTRUMENTS, INC.	1,445	1,445	0	0
CHEMGROUT, INC.	13,370	13,370	0	0
CHEMGUARD, INC.	49,520	49,520	0	0
CHEMICAL ENGINEERING CONSULTING SERVICES	10,360	10,360	0	0
CHEMICAL & BIOLOGICAL ARMS INSTITUTE	58,085	58,085	0	0
CHEMSEARCH	6,337	0	6,337	0
CHEMWORKS, INC.	11,688	11,688	0	0
CHEN, JYH-YUAN	12,000	0	12,000	0
CHICAGO CONDENSER CORP.	2,360	2,360	0	0
CHICAGO-SOFT, LTD.	2,610	2,610	0	0
CHILDERS, C. WILLIAM	15,000	15,000	0	0
CHILES, ADM. HENRY G., JR.	10,000	10,000	0	0
CHIP SUPPLY, INC.	20,228	20,228	0	12,854
CHIU TECHNICAL CORP.	4,103	4,103	0	0
CHLORIDE SYSTEMS	10,727	10,727	0	0
CHOICES FOR FAMILIES	45,000	45,000	0	45,000
CHOLLA READY MIX	2,586	2,586	0	0
CHORUS CORP.	96,807	96,807	0	0
CHRISTIE ELECTRIC CORP.	2,500	2,500	0	0
CHRISTOFF, RUSS	8,800	0	8,800	0
CHRISTOPHER, ROBERT D.	1,000	1,000	0	1,000
CHROMA COLOR, INC.	25,000	25,000	0	25,000
CHROMALAB, INC.	14,290	0	14,290	0
CHRONOLOGY CORP.	1,867	1,867	0	0
CI SYSTEMS, INC.	2,980	2,980	0	0
CIC PHOTONICS, INC.	16,740	16,740	0	16,740
CIGNA/LOVELACE HEALTHCARE	1,383,000	1,383,000	0	1,383,000
CIMARRON TECHNOLOGIES	59,830	59,830	0	0
CINCINNATI SUB-ZERO PRODUCTS, INC.	22,090	22,090	0	0

Supplier Name	Total \$	SNL/NM \$	SNL/CA \$	NM \$
CINEMA PRODUCTS CORP.	17,153	17,153	0	0
CIRCLE SEAL CONTROLS, INC.	28,047	28,047	0	0
CIRCON CORP.	2,631	2,631	0	0
CIRCUIT IMAGE SYSTEMS	9,115	0	9,115	0
CIRCUIT SHOP, INC., THE	27,265	27,265	0	27,265
CIRCUIT SOURCE, INC.	4,664	4,664	0	0
CIRCUITS PLUS, INC.	10,540	10,540	0	10,540
CIRCUITS PROCESSING TECHNOLOGY	129,884	129,884	0	0
CIREXX	14,300	14,300	0	0
CITY CHEMICAL, LLC	8,105	0	8,105	0
CITY OF ALBUQUERQUE	91,580	91,580	0	91,580
CITY OF SAN DIEGO CBAG	12,000	12,000	0	0
CITY TOOL & DIE MANUFACTURING	19,775	0	19,775	0
CLAFTON, JANET	8,000	8,000	0	8,000
CLARIANT CORP.	2,049	1,642	408	0
CLARIDGE PRODUCTS & EQUIPMENT, INC.	4,624	0	4,624	0
CLARK TRUCK EQUIPMENT, INC.	7,009	7,009	0	7,009
CLARKE-HESS COMMUNICATION RESEARCH CORP.	20,700	20,700	0	0
CLARKLIFT OF EL PASO, INC.	2,471	2,471	0	2,471
CLARK-MXR, INC.	65,000	0	65,000	0
CLARK, EDWARD L.	10,000	10,000	0	10,000
CLAR, SAM OFFICE FURNITURE	1,805	0	1,805	0
CLASSIC REFRIGERATION OF NEW MEXICO	3,086	3,086	0	3,086
CLAUS, THOMAS	5,950	5,950	0	5,950
CLAYTON ENVIRONMENTAL CONSULTANTS, INC.	118,092	0	118,092	0
CLEAN AIR CONSULTANTS, INC.	12,175	12,175	0	0
CLEAN AIR PRODUCTS	115,918	115,918	0	0
CLEAN SITES, INC.	70,000	70,000	0	0
C-LEC PLASTICS, INC.	72,166	72,166	0	0
CLEMSON UNIVERSITY	43,371	43,371	0	0
CLESTRA CLEAN ROOM TECHNOLOGY	2,102	2,102	0	0
CLEVELAND CRYSTALS, INC.	16,993	12,742	4,251	0
CLI FEDERAL	2,370	2,370	0	2,370
CLOVER, INC.	1,400	1,400	0	1,400
CLUB CAR	58,832	58,832	0	0
CM FURNACES, INC.	1,632	0	1,632	0
CMI, INC.	8,620	8,620	0	0
CMM SYSTEMS	14,756	0	14,756	0
CNC MACHINING	91,117	91,117	0	91,117
COASTAL INSTRUMENTS	3,735	3,735	0	0
COASTAL SAFETY & ENVIRONMENTAL	1,050	1,050	0	0
COASTAL VIDEO COMMUNICATIONS	2,907	2,527	380	0
COATING INNOVATIONS	60,348	60,348	0	0
COCOMP, INC.	175,707	175,707	0	0
CODEWARE	1,210	1,210	0	0
CODONICS, INC.	25,093	25,093	0	0
COE, INC.	50,130	50,130	0	0
COFER, HORACE & ASSOCIATES, INC.	200,000	200,000	0	0
COGNEX GROUP, THE	95,000	95,000	0	0
COGNEX CORP.	7,750	0	7,750	0
COHEN, FRED & ASSOCIATES	1,000	1,000	0	0
COHEN, MARVIN	5,000	5,000	0	0
COHERENT, INC.	1,120,104	680,598	439,506	0
COHU, INC.	35,113	25,727	9,386	0
COILCRAFT	4,940	4,370	570	0
COLD SPRING GRANITE CO.	9,960	9,960	0	0
COLE MANAGED VISION	40,000	40,000	0	0
COLE SUPPLY CO.	38,025	0	38,025	0

Supplier Name	Total \$	SNL/NM \$	SNL/CA \$	NM \$
COLEMAN RESEARCH CORP.	4,963	4,963	0	0
COLEMAN, JAMES R.	15,000	15,000	0	0
COLE-PARMER INSTRUMENT CO.	63,156	29,696	33,460	0
COLFAX INTERNATIONAL	117,864	0	117,864	0
COLLEGE OF AMERICAN PATHOLOGISTS	1,207	1,207	0	0
COLLIMATED HOLES, INC.	5,750	5,750	0	0
COLOG BOREHOLE GEOPHYSICS	8,958	8,958	0	0
COLOR PLACE, THE	8,132	8,132	0	0
COLORADO SCHOOL OF MINES	50,000	0	50,000	0
COLORADO STATE UNIVERSITY	84,629	39,000	45,629	0
COLORADO VIDEO, INC.	4,000	4,000	0	0
COLORSPAN CORP.	4,065	4,065	0	0
COLT INDUSTRIES, INC.	81,960	81,960	0	0
COLUMBIA RESEARCH LABS, INC.	243,023	243,023	0	0
COLUMBIA UNIVERSITY	5,000	0	5,000	0
COMBINED TECHNOLOGIES, INC.	1,107	1,107	0	0
COMFORCE TECHNICAL SERVICES, INC.	1,194,397	1,194,397	0	1,194,397
COMMERCIAL MECHANICAL SERVICES, INC.	49,975	0	49,975	0
COMMERCIAL WAREHOUSE	106,850	106,850	0	106,850
COMMONWEALTH SCIENTIFIC CORP.	12,268	12,268	0	0
COMMUNICATION STRATEGIES, INC.	13,250	13,250	0	13,250
COMMUNIQUE INTERPRETING	3,000	0	3,000	0
COMMUNITECH, INC.	1,169	1,169	0	0
COMMUNITY OF SCIENCE, INC.	1,500	0	1,500	0
COMP VIEW, INC.	13,957	0	13,957	0
COMPA INDUSTRIES, INC.	3,725,788	3,725,788	0	3,725,788
COMPAC	1,590	1,590	0	0
COMPACT AIR PRODUCTS, INC.	1,200	1,200	0	0
COMPAQ COMPUTER CORP.	1,155,644	1,155,644	0	8,936
COMPLETE OFFICE SYSTEMS	75,509	75,509	0	75,509
COMPOSITE OPTICS, INC.	115,000	115,000	0	0
COMPOSITE TOOLING CORP.	23,100	23,100	0	23,100
COMPREHENSIVE SYSTEMS, INC.	2,377	2,377	0	0
COMPRESSOR COMPONENTS	1,375	0	1,375	0
COMPU D INTERNATIONAL, INC.	2,704	2,704	0	0
COMPU-FIX	1,290	1,290	0	1,290
COMPU-MEDIA	27,303	27,303	0	27,303
COMPUNET TECHNOLOGIES, INC.	15,761	15,761	0	15,761
COMPUPLUS, INC.	265,454	450	265,004	0
COMPUROUTE, INC.	1,050	1,050	0	0
COMPUSA, INC.	221,022	129,533	91,489	118,637
COMPUTE INTENSIVE	5,000	5,000	0	0
COMPUTER ASSOCIATES	40,192	40,192	0	0
COMPUTER ASSOCIATES INTERNATIONAL, INC.	3,980	3,980	0	0
COMPUTER BOARDS, INC.	20,198	20,198	0	0
COMPUTER BREWERS/ELECTRONIC NETWORK TECH	2,892	0	2,892	0
COMPUTER CITY	4,621	0	4,621	0
COMPUTER CONVERSIONS CORP.	1,394	1,394	0	0
COMPUTER CORNER	33,917	33,917	0	33,917
COMPUTER DISCOUNT WAREHOUSE (CDW)	102,555	91,037	11,518	0
COMPUTER DISCOUNTERS	3,220	3,220	0	3,220
COMPUTER DYNAMICS	5,814	5,344	470	0
COMPUTER GRAPHICS LEARNING CENTER	2,330	2,330	0	2,330
COMPUTER GUY, LLC, THE	2,475	2,475	0	2,475
COMPUTER IMAGING CONSULTANTS	10,000	10,000	0	0
COMPUTER NETWORKING SOLUTIONS	1,261	1,261	0	1,261
COMPUTER ONE	265,998	265,998	0	265,998
COMPUTER SCIENCES CORP.	49,000	49,000	0	0

Supplier Name	Total \$	SNL/NM \$	SNL/CA \$	NM \$
COMPUTER SECURITY CONSULTANTS, INC.	9,680	9,680	0	0
COMPUTER SYSTEMS DEVELOPMENT, INC. (CSD)	370,180	370,180	0	370,180
COMPUTER WORKS	83,253	83,253	0	83,253
COMPUTERIZED STRUCTURAL ANALYSIS & RESEARCH CORP. (CSAR)	81,250	81,250	0	0
COMPUTERLAND	140,381	125,712	14,669	125,712
COMPUTERS FOR DESIGN	12,675	12,675	0	12,675
COMPUTERS TO RENT, INC.	18,258	0	18,258	0
COMPUTERSAMERICA, INC.	4,903	0	4,903	0
COMPUTERS, DR. DAN'S	16,897	16,897	0	16,897
COMPUTERVISION CORP.	3,360	0	3,360	0
COMPUTERWARE	10,585	0	10,585	0
COMPUTERWARE/MICROAGE	3,007	0	3,007	0
COMPUWARE CORP.	76,919	76,919	0	0
COMSTOCK, INC.	5,080	5,080	0	0
COMTEC	85,479	85,479	0	0
COMTECH COMMUNICATIONS	5,300	0	5,300	0
COMTEN INDUSTRIES	7,950	7,950	0	0
COMTEQ FEDERAL	13,131	6,547	6,584	0
CONAX BUFFALO CORP.	3,451	3,451	0	0
CONAX FLORIDA CORP.	34,372	34,372	0	0
CONCEPT GRAPHICS	49,980	49,980	0	0
CONCRETE WALL SAWING	2,650	0	2,650	0
CONDENSER PRODUCTS CORP.	16,632	16,632	0	0
CONDIT, NANCY	15,000	15,000	0	15,000
CONDOR ENGINEERING, INC.	1,900	1,900	0	0
CONFLUENT, INC.	6,620	6,620	0	0
CONNAUGHT LABORATORIES, INC.	20,000	20,000	0	0
CONNECTICUT COINING, INC.	92,381	92,381	0	0
CONNECTICUT VACUUM PRODUCTS	1,006	0	1,006	0
CONNECTING POINT COMPUTER CENTER OF ALBUQUERQUE	3,968	3,968	0	0
CONNECTOR TECHNOLOGY, INC.	4,900	4,900	0	0
CONNECTRONICS CORP.	2,626	2,626	0	0
CONOPTICS, INC.	21,850	21,850	0	0
CONSOLIDATED ELECTRICAL DISTRIBUTORS, INC.	7,314	96	7,218	96
CONSOLIDATED PLASTICS CO., INC.	3,613	533	3,080	0
CONSTRUCTION INTERNATIONAL, LTD.	332,353	332,353	0	0
CONSTRUCTION SEALANTS & SUPPLY	2,200	2,200	0	0
CONTACT EAST, INC.	9,439	6,666	2,772	0
CONTACT PAGING	79,313	79,313	0	79,313
CONTAINER PRODUCTS CORP.	143,068	143,068	0	0
CONTECH CONSTRUCTION PRODUCTS, INC.	7,250	7,250	0	7,250
CONTINENTAL MACHINING CO., INC.	335,645	335,645	0	335,645
CONTINENTAL MICROWAVE & TOOL CO., INC.	1,636	1,636	0	1,636
CONTINENTAL OPTICAL CORP.	13,500	13,500	0	0
CONTINENTAL PAPER CO.	2,297	0	2,297	0
CONTINUUM	556,035	264,595	291,440	0
CONTRACTORS FASTENERS	5,444	0	5,444	0
CONTRAVES, INC.	133,847	133,847	0	0
CONTROL DATA SYSTEMS, INC.	20,316	20,316	0	0
CONTROL SYSTEMS ASSOCIATES	75,000	75,000	0	0
CONTROL SYSTEMS SPECIALISTS	7,500	0	7,500	0
CONTROLOTRON CORP.	6,905	6,905	0	6,905
CONTROLS WEST, INC.	1,806	1,806	0	0
CONVERSION TECHNOLOGY, INC.	3,000	3,000	0	0
CONVERY, H. SUZANNE	20,000	20,000	0	20,000
CONVEYORS & EQUIPMENT	6,700	6,700	0	6,700

Supplier Name	Total \$	SNL/NM \$	SNL/CA \$	NM \$
COOL PAIR	26,925	26,925	0	0
COONER WIRE CO.	1,510	1,510	0	0
COOPER CONSULTING	35,000	35,000	0	0
COOPER LASERSONICS, INC.	4,204	4,204	0	0
COOPER-GRIFFIN WATER SERVICES	16,900	16,900	0	16,900
COOPER, PAUL W.	182,296	182,296	0	182,296
COOPER, PHILIP J.	120,000	120,000	0	120,000
COORDINATE MEASUREMENT	10,000	10,000	0	0
COORS CERAMICS CO.	21,339	21,339	0	0
COORS TETRAFLUOR	1,365	1,365	0	0
COPPERSTATE EMULSIONS, INC.	94,950	94,950	0	0
CORDIN CO., THE	1,000	1,000	0	0
CORECO	8,400	8,400	0	0
CORELIS, INC.	2,950	2,950	0	0
CORETEST SYSTEMS, INC.	2,100	2,100	0	0
CORION CORP.	1,168	182	986	0
CORNELL UNIVERSITY	350,018	350,018	0	0
CORNING, INC.	16,750	12,750	4,000	0
CORONADO CLUB	8,025	8,025	0	8,025
CORONADO MACHINE, INC.	32,668	32,668	0	32,668
CORONADO WRECKING & SALVAGE CO.	52,895	52,895	0	52,895
CORPORATE COMMUNICATIONS, INC.	22,500	22,500	0	0
CORPORATE SCENES, INC.	241,225	241,225	0	0
CORPORATE SOFTWARE & TECHNOLOGY	38,900	38,900	0	0
COSMO PLASTICS CO.	12,335	12,335	0	0
COSMODYNE MANUFACTURING, INC.	8,698	8,698	0	8,698
COSSA, RALPH A.	12,000	12,000	0	0
COULTER CORP.	15,360	15,360	0	0
COUNTER TECHNOLOGY, INC.	132,000	132,000	0	0
COUNTERSIGN SOFTWARE, INC.	70,000	70,000	0	0
COVELLO, VINCENT T., PHD	13,000	13,000	0	0
COVEY LEADERSHIP CENTER	45,000	45,000	0	0
COX FENCE FITTINGS CO.	50,811	50,811	0	0
CPC CONSULTING & TECHNICAL SERVICES	1,320	0	1,320	0
CPI	6,818	6,818	0	0
CPU OPTIONS, INC.	15,960	15,960	0	0
CR MAGNETICS, INC.	1,350	1,350	0	0
CRAFTS TECHNOLOGY, INC.	1,000	0	1,000	0
C-RAN CORP.	100,708	100,708	0	0
CRANE RESISTOFLEX CO.	4,378	0	4,378	0
CRANE SERVICE, INC.	5,000	5,000	0	5,000
CRANER, RICHARD B.	15,000	15,000	0	15,000
CRANE/INTERPOINT CORP.	1,605	1,605	0	0
CRAWFORD & CO. HEALTH & REHABILITATION	17,900	17,900	0	17,900
CRAY RESEARCH, INC.	25,403	25,403	0	25,403
CRC PRESS, INC.	1,647	1,647	0	0
CREATIVE COMPUTERS	71,174	20,489	50,685	0
CREATIVE CONSULTANTS	2,100	2,100	0	2,100
CREATIVE TECHNOLOGIES CORP.	24,887	24,887	0	0
CREATIVE TECHNOLOGY	4,223	0	4,223	0
CREE RESEARCH, INC.	4,620	4,620	0	0
CRENLO, INC.	9,984	9,984	0	0
CRESTLINE PLASTICS, INC.	2,925	2,925	0	2,925
CRONE, ROBERT	4,000	4,000	0	0
CROSSBOW TECHNOLOGY	18,375	18,375	0	0
CROSSWIND TECHNOLOGIES, INC.	4,854	4,854	0	0
CROSS, EILENE S.	61,500	0	61,500	0
CROWN LIFT TRUCKS	1,398	0	1,398	0
CRT SCIENTIFIC	1,650	1,650	0	0

Supplier Name	Total \$	SNL/NM \$	SNL/CA \$	NM \$
CRUCIBLE MATERIALS CORP.	9,190	0	9,190	0
CRUZ CORP., THE	149,372	149,372	0	149,372
CRYO INDUSTRIES OF AMERICA, INC.	7,360	7,360	0	0
CRYOFAB, INC.	22,150	22,150	0	0
CRYOQUIP, INC.	2,824	2,824	0	0
CRYSTACOMM, INC.	47,150	47,150	0	0
CRYSTAL SPRINGS BOTTLED WATER	139,715	139,715	0	139,715
CRYSTAL SYSTEMS, INC.	23,756	23,756	0	0
CRYSTAL TECHNOLOGY, INC.	23,000	3,000	20,000	0
CRYSTALASER	12,872	12,872	0	0
CRYSTEC GMBH	1,420	1,420	0	0
CSI DIGITAL	3,995	0	3,995	0
CSI TECHNOLOGIES, INC.	8,420	8,420	0	0
CSI-COMBINED SYSTEMS, INC.	1,000	1,000	0	0
CSM INDUSTRIES, INC.	3,305	3,305	0	0
CSPI	98,100	98,100	0	0
CSS LABORATORIES, INC.	10,023	10,023	0	0
C-TEK, INC.	30,500	30,500	0	0
CTI CRYOGENICS	38,240	38,240	0	0
CUBIC COMMUNICATIONS, INC.	9,178	9,178	0	0
CUBIC PRECISION, INC.	14,685	14,685	0	0
CUMMINS SOUTHWEST, INC.	14,712	14,712	0	14,712
CUMMINS-ALLISON CORP.	1,594	1,594	0	0
CURIALE, DELLAVERSON, HIRSCHFELD, KELLY & KRAEMER, LLP	40,600	29,000	11,600	0
CURL'S HI-TECH SERVICE CORP.	1,613	1,613	0	0
CURRENT VIDEO	10,000	0	10,000	0
CURTIS CO.	10,260	0	10,260	0
CURTIS FLUID CONTROLS	2,293	2,293	0	0
CUSHCRAFT CORP.	1,122	1,122	0	0
CUSTOM CABLE ASSEMBLIES, INC.	3,836	3,836	0	0
CUSTOM COMPUTER DESIGNS CORP.	1,317	1,317	0	0
CUSTOM CRAFT FIXTURES	4,117	1,250	2,867	4,117
CUSTOM ELECTRONICS, INC.	77,758	77,758	0	0
CUSTOM MANUFACTURING & ENGINEERING, INC.	62,042	62,042	0	0
CUSTOM MASTERS, INC.	1,033	1,033	0	0
CUSTOM VACUUM SYSTEMS, INC.	48,000	0	48,000	0
CVI LASER CORP.	299,796	208,217	91,579	212,142
CVI, INC.	36,918	36,918	0	0
CW WEB DESIGN	18,000	18,000	0	18,000
CYANTEK CORP.	1,155	1,155	0	0
CYBER METRICS CORP.	1,733	1,733	0	0
CYBER RESEARCH, INC.	39,809	31,479	8,330	0
CYBERIAN OUTPOST	50,316	50,316	0	0
CYBERMOTION, INC.	25,409	25,409	0	0
CYBERNETICS, INC.	1,523	1,523	0	773
CYBEROPTICS CORP.	28,440	28,440	0	0
CYBEX CORP.	15,295	1,225	14,070	0
CYBOR CORP.	5,664	5,664	0	0
CYLINK CORP.	5,500	2,500	3,000	0
CYMER, INC.	73,195	73,195	0	0
CYPRESS INTERNATIONAL, INC.	10,000	10,000	0	0
CYPRESS TECHNOLOGY, INC.	12,402	12,402	0	0
CYTECFIBERITE, INC.	6,600	0	6,600	0
D&D TIRE, INC.	2,034	2,034	0	0
D&H INFORMATION SERVICES, INC.	1,148	1,148	0	1,148
D&M AUTO PARTS	9,452	0	9,452	0
D&R TANK CO., INC.	2,220	2,220	0	2,220
DAIGGER, A. & CO., INC.	6,035	5,602	433	0

Supplier Name	Total \$	SNL/NM \$	SNL/CA \$	NM \$
DAILY ELECTRONICS CORP.	7,700	7,700	0	0
DAIS CORP., THE	2,320	2,320	0	0
DALE ELECTRONICS, INC.	12,552	12,552	0	0
DALLASTONE, INC.	1,656	1,656	0	0
DALSA, INC.	28,931	28,465	466	0
DANIELSON VACUUM PRODUCTS, INC.	57,090	50,150	6,940	0
DANKA	4,642	0	4,642	0
DANKA BUSINESS SYSTEMS	5,333	5,333	0	5,223
DANKA OFFICE IMAGES	1,226	0	1,226	0
DANKA OFFICE IMAGING CO.	20,000	0	20,000	0
DANLIN PRODUCTS, INC.	62,629	62,629	0	62,629
DANOKA INTERNATIONAL	4,201	4,201	0	0
DANTEC ELECTRONICS, INC.	12,807	12,807	0	0
DARROW VENTURES	10,000	10,000	0	10,000
DARTMOUTH COLLEGE	61,504	61,504	0	0
DASH CONNECTOR TECHNOLOGY, INC.	20,193	20,193	0	0
DATA 2, INC.	9,290	9,290	0	0
DATA COMM WAREHOUSE	3,704	1,722	1,982	0
DATA DISC, INC.	2,615	2,615	0	0
DATA ENTERPRISES OF THE NORTHWEST	8,000	0	8,000	0
DATA FELLOWS	18,099	18,099	0	0
DATA GENERAL CORP.	133,292	133,292	0	1,512
DATA HANDLING CO., INC.	47,068	47,068	0	47,068
DATA INSTRUMENTS, INC.	3,136	3,136	0	3,136
DATA I/O CORP.	16,105	7,320	8,785	0
DATA JUNCTION CORP.	5,199	5,199	0	0
DATA MANAGEMENT SYSTEMS, LTD.	1,849	1,849	0	1,849
DATA Q INSTRUMENTS, INC.	1,395	1,395	0	0
DATA RECOGNITION CORP.	9,210	9,210	0	0
DATA SURETY CORP.	24,000	24,000	0	24,000
DATA TRANSLATION, INC.	10,578	530	10,048	0
DATACARD	3,968	0	3,968	0
DATAKEY, INC.	1,236	1,236	0	0
DATA-LINE OFFICE SYSTEMS	3,555	3,555	0	3,086
DATALUX CORP.	6,625	6,625	0	0
DATAMAN	1,414	1,414	0	0
DATARAM CORP.	10,461	9,639	822	0
DATATOOLS FEDERAL	10,840	10,840	0	0
DATATRONICS, INC.	21,164	21,164	0	0
DATUM, INC.	38,066	37,366	700	0
DAVECO INDUSTRIES, INC.	6,880	6,880	0	0
DAVEY TREE	2,170	0	2,170	0
DAVIDSON OPTRONICS, INC.	1,070	1,070	0	0
DAVIDSON, D. S. CO., INC.	3,500	3,500	0	0
DAVIS AUDIO-VISUAL, INC.	12,385	12,385	0	12,385
DAVIS, KEVIN	4,000	0	4,000	4,000
DAWN ELECTRONICS, INC.	1,065	1,065	0	0
DAWN VME PRODUCTS	15,789	15,789	0	0
DB CONTROL	208,820	208,820	0	0
DBS MICROWAVE, INC.	2,450	2,450	0	0
DC ELECTRONICS	9,324	9,324	0	9,324
DCD, INC.	5,050	5,050	0	0
DCM CORP.	148,431	148,431	0	148,431
DE CARLI, CHARLES J.	5,500	0	5,500	0
DE LA PORTE & ASSOCIATES, INC.	253,513	240,031	13,482	253,513
DEARBORN ELECTRONICS, INC.	5,946	5,946	0	0
DECISION ANALYST, INC.	34,300	34,300	0	0
DECISION INSIGHTS, INC.	54,185	54,185	0	0
DECISION ONE	7,784	7,784	0	4,500

Supplier Name	Total \$	SNL/NM \$	SNL/CA \$	NM \$
DECOM SYSTEMS, INC.	35,675	0	35,675	0
DEDAL STATE ENTERPRISE	73,018	73,018	0	0
DEFT, INC.	1,343	0	1,343	0
DEL ELECTRONICS CORP.	21,275	21,275	0	0
DEL RIO ENTERPRISES, INC.	35,397	35,397	0	35,397
DELATECH, INC.	162,289	162,289	0	0
DELKER CORP.	4,900	4,900	0	0
DELL COMPUTER CORP.	749,980	535,377	214,603	0
DELL MARKETING	109,100	109,100	0	0
DELL-STAR TECHNOLOGIES, INC.	52,175	52,175	0	0
DELTA DESIGN, INC.	7,532	7,532	0	0
DELTA EDUCATION, INC.	9,040	0	9,040	0
DELTA ELECTRONICS MANUFACTURING CORP.	10,323	10,323	0	0
DELTA F CORP.	3,096	3,096	0	0
DELTA GROUP, INC.	1,611	1,611	0	1,611
DELTA TAU DATA SYSTEMS	2,914	0	2,914	0
DELTA TOOLING CO.	19,880	0	19,880	0
DELTA UNIFORM & LINEN	79,426	79,426	0	79,426
DELTAM SYSTEMS, INC.	105,000	0	105,000	0
DELTEC ELECTRONICS CORP.	5,265	5,265	0	0
DELTRONIC CRYSTAL INDUSTRIES, INC.	4,324	0	4,324	0
DEMARCO, CHRISTOPHER	6,000	6,000	0	0
DEMCO, INC.	1,393	1,393	0	0
DEMI	9,983	9,983	0	0
DENEBOBOTICS, INC.	212,360	199,535	12,825	0
DENISH, HERBERT M. & ASSOCIATES	36,000	36,000	0	36,000
DENSE PAC MICROSYSTEMS, INC.	69,334	63,120	6,214	63,120
DENTON VACUUM, INC.	1,127	475	652	0
DENTON, MIKE	335,360	335,360	0	0
DEO, CHAITANYA S.	7,394	7,394	0	0
DESCOUR, MICHAEL	20,000	20,000	0	0
DESERT SKY SOFTWARE, INC.	750,000	750,000	0	0
DESERT WEST TECHNOLOGIES	2,296	2,296	0	0
DESIGN AUTOMATION SYS., INC.	1,500	1,500	0	0
DESIGN SILKSCREEN PRINTERS	1,107	1,107	0	1,107
DESIGN TRAINING COLLABORATIVE	45,000	45,000	0	45,000
DESIGN WORKSHOP	36,500	36,500	0	0
DESIGNATRONICS, INC.	2,337	2,337	0	0
DESPATCH INDUSTRIES, INC.	3,227	3,227	0	0
DESPERADO BRONZE, INC.	155,000	155,000	0	0
DETAILS, INC.	2,905	2,905	0	0
DETECTION LIMIT, INC.	8,600	8,600	0	0
DETECTOR ELECTRONICS CORP.	3,240	0	3,240	0
DETORONICS CORP.	47,518	47,518	0	0
DEVELOPMENT TECHNOLOGY LABS, INC. (DTLI)	1,288	1,288	0	1,288
DEVICES & SERVICES CO.	28,885	28,885	0	0
DEXCO, INC.	9,200	9,200	0	0
DEXTER CORP., THE	6,818	5,523	1,295	0
DH INSTRUMENTS, INC.	3,213	3,213	0	0
DIAB DATA	4,840	4,840	0	0
DIAGNOSTIC IMAGING, INC.	1,851	1,851	0	1,851
DIAL TOOL INDUSTRIES, INC.	5,593	5,593	0	0
DIALOGIC COMMUNICATIONS CORP.	1,312	0	1,312	0
DIAMOND ANTENNA & MICROWAVE CORP.	1,785	1,785	0	1,785
DIAMOND BACK	1,800	1,800	0	1,800
DIAMOND BLACK TECHNOLOGIES, INC.	1,000	1,000	0	0
DIAMOND PRESS, INC.	27,530	27,477	54	27,530
DICTAPHONE CORP.	32,571	29,755	2,816	29,706
DIETZ, HENRY G. CO., THE	1,395	0	1,395	0

Supplier Name	Total \$	SNL/NM \$	SNL/CA \$	NM \$
DIGI-KEY CORP.	20,971	16,230	4,741	0
DIGIRAD	40,943	0	40,943	0
DIGISPEC CORP.	71,125	71,125	0	0
DIGITAL CONSORTIUM	6,228	0	6,228	0
DIGITAL DESIGNS AND SYSTEMS, INC.	25,259	25,259	0	0
DIGITAL DESIGNS & SYSTEMS, INC.	19,835	19,835	0	0
DIGITAL EQUIPMENT CORP.	18,100,992	18,056,160	44,832	7,164,289
DIGITAL INSTRUMENTS, INC.	219,350	26,050	193,300	0
DIGITAL SYSTEMS, INC.	1,000	1,000	0	0
DIGITAL WIRELESS CORP.	8,970	8,970	0	0
DIGITEK, INC.	9,423	0	9,423	0
DIGITool, INC.	1,000	1,000	0	0
DIMENSIONAL CONTROL CORP.	131,843	0	131,843	0
DIMENSIONS UNLIMITED, INC.	1,845	1,845	0	0
DIMETRICS, INC./TALLEY INDUSTRIES	3,000	3,000	0	0
DIONEX CORP.	28,208	26,424	1,784	0
DIONICS, INC.	1,378	1,378	0	0
DIRECT DATA STORAGE	18,378	18,378	0	0
DIRECT EFFICIENT MANAGEMENT INTERNATIONAL, LLC	4,300	4,300	0	0
DIRECT POWER & WATER CORP.	4,756	4,756	0	4,756
DIRECTED ENERGY, INC.	3,514	3,514	0	0
DIRECTED PERCEPTION	9,375	9,375	0	0
DISTRIBUTED UTILITY ASSOCIATES	49,952	49,952	0	0
DIVELY SCALE CO., INC.	9,026	9,026	0	9,026
DIVERSIFIED ELECTRONICS	5,000	5,000	0	0
DIVERSIFIED INSPECTIONS, INC.	116,750	116,750	0	116,750
DIVERSIFIED MATERIAL HANDLING DIVISION, INC.	65,367	65,367	0	65,367
DIXON PAPER CO., INC.	16,505	0	16,505	0
DIXON PAPER CO., INC.	143,522	143,522	0	143,522
DLT TRUCK STRAPS, INC.	1,355	1,355	0	1,355
DLT SOLUTIONS, INC.	76,490	29,210	47,280	5,786
DO INDUSTRIES	1,272	1,272	0	0
DOALL	34,723	25,632	9,091	25,632
DOLAN-JENNER INDUSTRIES, INC.	3,000	3,000	0	0
DOLCH COMPUTER SYSTEMS	61,362	52,042	9,320	0
DOLPHIN INTERCONNECT SOLUTIONS	30,172	10,780	19,392	0
DOMAIN SOLUTIONS CORP.	29,450	15,450	14,000	0
DOOLITTLE, DR. GARY	5,700	5,700	0	0
DORSETT & JACKSON	3,220	0	3,220	0
DOUGLAS, JACK F., PHD	1,500	1,500	0	0
DOW CHEMICAL CO.	1,870	1,870	0	0
DOW DIVERSIFIED	3,138	0	3,138	0
DOWNS CRANE & HOIST CO., INC.	13,430	13,430	0	0
DOYLE, JOE	60,000	0	60,000	0
DOZIER EQUIPMENT INTERNATIONAL	3,216	0	3,216	0
DP ELECTRONICS	68,238	68,238	0	0
DPRA, INC.	20,000	20,000	0	0
DR CONSULTANTS	3,555	3,555	0	3,555
DRANETZ TECHNOLOGIES, INC.	2,260	2,260	0	0
DRB TECHNOLOGIES, INC.	15,535	15,535	0	0
DRELL, DR. SIDNEY D.	1,000	1,000	0	0
DREXEL UNIVERSITY	100,000	0	100,000	0
DREZ ENVIRONMENTAL ASSOCIATES	110,000	110,000	0	110,000
DRIVE SAVERS	6,130	6,130	0	0
DRIVECON CORP.	6,348	6,348	0	0
DRUCKER, JEFFREY	15,210	15,210	0	0
DRUCK, INC.	4,855	1,730	3,125	0
DRUMFIRE	20,000	20,000	0	20,000

Supplier Name	Total \$	SNL/NM \$	SNL/CA \$	NM \$
DS ELECTRONICS, INC.	2,600	2,600	0	0
DSP DEVELOPMENT CORP.	3,890	3,890	0	0
DSP RESEARCH	11,480	11,480	0	0
DSP TECHNOLOGY, INC.	30,846	21,151	9,695	0
DSPACE, INC.	3,115	3,115	0	0
DTM CORP.	42,800	42,800	0	0
DUDLEY, VERNON	15,000	15,000	0	15,000
DUKE ENGINEERING & SERVICES	46,792	46,792	0	0
DUKE MAINTENANCE, INC.	122,000	122,000	0	122,000
DUKE UNIVERSITY	117,603	117,603	0	0
DUMEL CORP.	2,545	0	2,545	0
DUN & BRADSTREET, INC.	12,827	12,827	0	0
DUNIWAY STOCKROOM CORP.	9,978	3,890	6,088	0
DUNN, TERRANCE E.	80,000	80,000	0	0
DUPONT DE NEMOURS, E. I. & CO., INC.	35,704	35,704	0	0
DUPONT ELECTRONICS	18,303	18,303	0	0
DURABOX-RAM, INC.	1,638	1,638	0	1,638
DWYER INSTRUMENTS, INC.	8,868	8,868	0	0
DWYER, PROF. HARRY A.	20,000	0	20,000	0
DYCAM, INC.	7,524	6,731	793	0
DYCEM	1,764	0	1,764	0
DYCOR ELECTRONICS, INC.	1,625	1,625	0	0
DYMA ENGINEERING, INC.	28,064	28,064	0	28,064
DYMEC, INC.	1,540	1,540	0	0
DYNAMET POWDER PRODUCTS	7,098	7,098	0	0
DYNAMIC COMPUTER PRODUCTS	3,972	3,972	0	0
DYNAMIC MATERIALS CORP.	18,065	18,065	0	0
DYNAMIC SYSTEMS, INC.	14,296	14,296	0	0
DYNAOPTIC MOTION	7,176	0	7,176	0
DYNAPRO INTERNATIONAL, INC.	13,990	0	13,990	0
DYNASEN, INC.	30,111	30,111	0	0
DYNASIL CORP. OF AMERICA	7,450	7,450	0	0
DYNATRONIX, INC.	2,695	2,695	0	0
DYNCORP.	25,000	25,000	0	0
DYNISCO, INC.	2,010	2,010	0	0
E&A INTERNATIONAL	5,695	5,695	0	5,695
E&M INTERNATIONAL	13,683	13,683	0	13,683
E SOURCE	6,000	6,000	0	0
E2 CONSULTING	6,371	6,371	0	0
EA TECHNOLOGY, LTD.	26,675	26,675	0	0
EAGAN-MCALLISTER ASSOCIATES, INC.	41,981	41,981	0	0
EAGLE REGALIA CO., INC.	2,875	2,875	0	0
EAGLE-PICHER INDUSTRIES, INC.	611,265	611,265	0	0
EARTH TOUCH SOLUTIONS, LLC	11,095	11,095	0	11,095
EAST BAY BLUEPRINT & SUPPLY CO.	35,226	0	35,226	0
EASTERN PLASTICS, INC.	3,070	3,070	0	0
EASTMAN KODAK CO.	111,686	99,397	12,288	0
EATON CORP.	4,848	4,848	0	0
EBARA TECHNOLOGIES, INC.	17,988	17,988	0	0
EBERLINE INSTRUMENT CORP.	255,936	255,936	0	255,936
EBV ELECTRONICS	1,576	1,576	0	0
ECCLES ASSOCIATES, INC.	8,000	8,000	0	0
ECHELON	46,885	46,885	0	0
ECHO PRECISION INDUSTRIES, INC.	4,950	0	4,950	0
ECHOTEK CORP.	4,000	4,000	0	0
ECI TECHNOLOGY	2,845	0	2,845	0
ECKSTEIN, JONATHAN	17,500	17,500	0	0
ECOLOGICAL PLANNING & TOXICOLOGY, INC. (EPT)	1,374	1,374	0	0

Supplier Name	Total \$	SNL/NM \$	SNL/CA \$	NM \$
ECOLOGY & ENVIRONMENT, INC.	190,978	190,978	0	0
ECONOMIC DEVELOPMENT ALLIANCE FOR BUSINESS	2,500	0	2,500	0
ECONOMY STEEL	7,990	7,990	0	0
ECOTRADE, INC.	27,000	27,000	0	0
ECOTURISMO Y NT	65,000	65,000	0	0
ECO-VAC, INC.	37,000	37,000	0	37,000
ECTRON CORP.	22,578	22,578	0	5,267
ECW ENTERPRISES, INC.	4,455	0	4,455	0
EC/NDT, LLC	1,253	1,253	0	0
EDDLEMAN INDUSTRIES, INC.	2,915	2,915	0	2,915
EDGE SYSTEMS, INC.	2,307	2,307	0	0
EDGEMARK SYSTEMS	79,352	0	79,352	0
EDINBURGH INSTRUMENTS LIMITED	197,488	0	197,488	0
EDLER INDUSTRIES, INC.	192,835	192,835	0	0
EDMONDS, KRISTA	67,000	67,000	0	67,000
EDMUND SCIENTIFIC CO.	74,626	66,207	8,419	0
EDO CORP.	260,403	260,403	0	0
EDP SYSTEM SERVICES, INC.	54,246	54,246	0	0
ED'S REFRIGERATION, INC.	4,854	4,854	0	4,854
EDSI	3,842	3,842	0	0
EDUCATIONAL INDUSTRIAL SYSTEMS, INC. (EIS, INC.)	12,621	0	12,621	0
EDUNATION, INC.	2,049	2,049	0	2,049
EED, INC.	1,800	1,800	0	0
EFFICIENT NETWORKS	1,800	1,800	0	0
EGGHEAD COMPUTER	9,326	7,327	1,999	(120)
EGOROV, SERGEI	3,000	3,000	0	0
EG&G ASTROPHYSICS RESEARCH CORP.	59,850	59,850	0	0
EG&G CANADA, LTD.	49,950	49,950	0	0
EG&G IC SENSORS	1,646	1,646	0	0
EG&G INSTRUMENTS, INC.	1,329	1,329	0	0
EG&G JUDSON	22,625	11,105	11,520	0
EG&G MANAGEMENT SYSTEMS, INC.	673,334	673,334	0	673,334
EG&G NUCLEAR INSTRUMENTS	98,530	98,530	0	0
EG&G OPTOELECTRONICS	47,461	47,461	0	0
EG&G ORTEC	158,288	122,284	36,004	0
EG&G STAR CITY, INC.	92,899	92,899	0	0
EG&G, INC.	2,263,359	2,262,837	522	0
EIDSON METAL PRODUCTS CO., INC.	2,845	2,845	0	2,845
EIP MICROWAVE, INC.	2,200	2,200	0	0
EK EKCESSORIES, INC.	3,581	3,581	0	0
ELCOM, INC.	1,171	1,171	0	0
ELCON, INC.	5,320	5,320	0	0
ELDER, NEIL & ASSOCIATES, INC.	6,259	6,259	0	6,259
ELDEX LABORATORIES, INC.	1,375	125	1,250	0
ELECTRIC MELTING SERVICES	5,206	5,206	0	0
ELECTRICAL INSULATION SUPPLIERS (EIS)	5,752	4,887	865	0
ELECTRO GLASS PRODUCTS	4,044	4,044	0	0
ELECTRO MECHANICAL SERVICES	10,610	10,610	0	10,610
ELECTRO OPTICAL INDUSTRIES, INC.	245,935	245,935	0	0
ELECTRO PLATE CIRCUITRY, INC.	8,810	8,810	0	0
ELECTRO SWITCH CORP.	3,202	3,202	0	0
ELECTRO TECHNOLOGY CORP.	1,520	1,520	0	0
ELECTROCHEMICAL ENGINEERING CONSULTANTS, INC.	1,680	1,680	0	0
ELECTROCHEMICAL PLANT	3,585	3,585	0	0
ELECTROCOM COMMUNICATIONS SYSTEMS, INC.	6,756	6,756	0	0
ELECTROGLAS, INC.	7,544	7,544	0	0

Supplier Name	Total \$	SNL/NM \$	SNL/CA \$	NM \$
ELECTROGRIP	4,400	4,400	0	0
ELECTRO-MAGNETIC PROCESSES, INC.	1,000	1,000	0	0
ELECTRON TUBES, INC.	2,772	2,772	0	0
ELECTRONIC CONNECTOR CORP.	2,856	2,856	0	0
ELECTRONIC DESIGN & PACKAGING CO.	1,519	1,519	0	0
ELECTRONIC DEVICES CO., INC.	48,793	48,793	0	48,793
ELECTRONIC ENCLOSURES	1,214	854	360	0
ELECTRONIC INNOVATIONS CORP.	12,990	12,990	0	0
ELECTRONIC MATERIALS LAB	9,400	0	9,400	0
ELECTRONIC MEASUREMENTS, INC.	3,605	3,605	0	0
ELECTRONIC PARTS CO., INC.	74,572	74,572	0	74,572
ELECTRONIC SYSTEMS USA	22,980	22,980	0	0
ELECTRONIC TECHNICAL SERVICES, INC. (ETS)	1,500	1,500	0	1,500
ELECTRONIC & POWER SYSTEMS SERVICES, INC.	5,400	5,400	0	0
ELECTROPHYSICS CORP.	45,045	45,045	0	0
ELECTRORACK PRODUCTS CO.	112,808	61,000	51,808	0
ELECTRO-TEC CORP.	1,996	1,996	0	0
ELECTROTECH MACHINE	4,400	4,400	0	0
ELECTRO-TEST, INC.	510,000	510,000	0	500,000
ELGAR CORP.	19,980	19,980	0	0
ELKINS, DAN	3,000	3,000	0	0
ELLEN EQUIPMENT CORP.	33,558	33,558	0	33,558
ELLIS MANUFACTURING CO., INC.	1,004	0	1,004	0
ELMA ELECTRONIC, INC.	2,649	2,649	0	0
ELMITEC ELECTRONENMIKROSKOPIE GMBH	53,760	34,200	19,560	0
ELSEVIER SCIENCE, INC.	1,278	323	955	0
EM INDUSTRIES, INC.	1,835	1,835	0	0
EMASS, INC.	7,830	1,710	6,120	0
EMBARCADERO TECHNOLOGIES	21,039	21,039	0	0
EMBEDDED SUPPORT TOOLS CORP. (EST)	55,836	55,836	0	0
EMBEDDED TECHNOLOGIES, INC.	1,605	1,605	0	0
EMC CORP.	400,240	400,240	0	0
EMC TEST SYSTEMS	2,365	2,365	0	0
EMCO MAIER CORP.	2,000	2,000	0	0
EMCORE CORP.	521,437	521,437	0	0
EMERGENCY RESPONSE INSTITUTE, INC.	1,497	1,497	0	0
EMERSON & CUMMINGS	6,569	6,569	0	0
EMERY, DAVID CO., THE	7,490	7,490	0	0
EMF SYSTEMS, INC.	9,750	9,750	0	0
EMPAK, INC.	14,155	12,552	1,603	7,248
EMS TECHNOLOGIES, INC.	103,521	103,521	0	0
EMULATION TECHNOLOGY, INC.	17,426	15,051	2,375	0
ENDEVCO CORP.	483,685	418,187	65,498	0
ENDRESS & HAUSER	26,942	26,942	0	0
ENERCON SERVICES, INC.	573,352	573,352	0	0
ENERGETICS, INC.	1,135,000	1,135,000	0	0
ENERGIA TOTAL, LTD.	7,500	7,500	0	7,500
ENERGY BEAM SCIENCES, INC.	1,858	0	1,858	0
ENERGY SCIENCE LABORATORY, INC.	7,000	7,000	0	0
ENERGY STORAGE ASSOCIATION	151,911	151,911	0	0
ENERGY & ENVIRONMENTAL RESEARCH CORP. (EER)	12,000	12,000	0	0
ENERSOL ASSOCIATES, INC.	135,000	135,000	0	0
ENER-TECH AUTOMATED CONTROL SYSTEMS, INC.	58,770	58,770	0	58,770
ENER-TECH, INC.	1,575	1,575	0	0
ENGELHARD CORP.	1,200	0	1,200	0
ENGELHARD-CLAL, LP	4,571	2,371	2,200	0
ENGEN, INC.	1,067	1,067	0	0

Supplier Name	Total \$	SNL/NM \$	SNL/CA \$	NM \$
ENGINEERED DATA PRODUCTS	1,980	1,980	0	0
ENGINEERED EQUIPMENT, INC.	11,504	11,504	0	11,504
ENGINEERED HANDLING PRODUCTS	1,293	0	1,293	0
ENGINEERING ANIMATION, INC.	69,742	20,870	48,872	0
ENGINEERING CONSTRUCTORS, INC. (ECI)	936,112	936,112	0	936,112
ENGINEERING LABORATORIES	15,080	15,080	0	0
ENGINEERING MACHINE TOOL MANUFACTURING & WELDING	6,006	6,006	0	6,006
ENGINEERING MECHANICS RESEARCH CORP. (EMRC)	3,000	3,000	0	0
ENGINEERING TECHNOLOGY, INC.	31,050	31,050	0	0
ENGIS CORP.	28,881	24,285	4,596	0
ENGRAVING SYSTEMS SUPPORT, INC.	14,995	14,995	0	0
ENHANCED PRODUCTION TECHNOLOGIES, INC.	18,150	18,150	0	0
ENI POWER SYSTEMS, INC.	17,275	17,275	0	8,275
ENI SOUTHWEST	1,800	1,800	0	0
ENI, INC.	4,675	4,675	0	0
ENSCO WEST, INC.	200,000	200,000	0	0
ENSCO, INC.	4,930	4,930	0	0
ENSEMBLE DESIGNS, INC.	4,680	4,680	0	0
ENSER CORP., THE	131,686	131,686	0	0
ENSIGHT-CEI	2,500	2,500	0	0
ENSIGN-BICKFORD CO., THE	7,287,785	7,287,785	0	0
ENSR CORP.	10,000	0	10,000	0
ENTERPRISE ELECTRICAL SERVICES, INC.	84,956	84,956	0	84,956
ENTERPRISE PLANNING SYSTEMS CORP.	38,875	38,875	0	0
ENTERPRISE SOFTWARE PRODUCTS, INC.	3,000	3,000	0	0
ENTHALPY CORP.	48,000	48,000	0	48,000
ENTHONE-OMI, INC.	4,865	1,839	3,026	0
ENTRAN DEVICES	14,688	14,688	0	0
ENTRE COMPUTER CENTER	90,705	90,705	0	75,262
ENTRUST TECHNOLOGIES	22,315	22,315	0	0
ENTWISTLE CO.	2,044	2,044	0	0
ENVIRCO CORP.	39,964	39,964	0	39,964
ENVIROCOM, INC.	5,200	5,200	0	0
ENVIROFLEX, INC.	395,113	0	395,113	0
ENVIRONMENTAL CONTAINER SYSTEMS, INC.	1,910	1,910	0	0
ENVIRONMENTAL DIMENSIONS, INC.	125,001	125,001	0	125,001
ENVIRONMENTAL DRILLING SUPPLY	13,765	13,765	0	0
ENVIRONMENTAL OPTICAL SENSORS	59,000	21,350	37,650	0
ENVIRONMENTAL PROFILES, INC.	9,132	0	9,132	0
ENVIRONMENTAL RESOURCE MANAGEMENT	6,500	0	6,500	0
ENVIRONMENTAL SYSTEMS RESEARCH INSTITUTE, INC. (ESRI)	52,794	52,794	0	0
ENVIRONMENTAL TECHNOLOGIES OF NEVADA, INC.	5,000	5,000	0	0
ENVIRONMENTAL & OCCUPATIONAL RISK MANAGEMENT, INC.	1,341	0	1,341	0
ENVIROWIN SOFTWARE, INC.	2,785	2,785	0	0
EOA, INC.	50,000	0	50,000	0
EOIS CORP.	17,500	17,500	0	0
EPITRONICS	100,000	100,000	0	0
EPIX, INC.	6,958	6,958	0	0
EPPLEY LABORATORY, INC.	1,790	1,790	0	0
EPRI	40,000	40,000	0	0
EQUIPE TECHNOLOGIES	212,350	0	212,350	0
EQUIPMENT EXCHANGE	8,500	8,500	0	0
EQUIPMENT RESOURCES, INC.	14,000	14,000	0	0
EQUIPTO ELECTRONICS CORP.	7,138	7,138	0	0

Supplier Name	Total \$	SNL/NM \$	SNL/CA \$	NM \$
ERA SYSTEMS, INC.	1,650	1,650	0	0
ERDAS, INC.	20,525	12,450	8,075	0
ERDMANN, ROBERT	51,200	51,200	0	0
ERG MATERIALS & AEROSPACE CORP.	7,000	7,000	0	0
ERICSSON GENERAL ELECTRIC	2,892	0	2,892	0
ERNST & YOUNG (CIS) LIMITED	17,105	17,105	0	0
ERS, INC.	8,000	8,000	0	0
ESA LABORATORIES, INC.	1,200	1,200	0	0
ESCA, INC.	13,095	13,095	0	13,095
ESCHENBACH DIRECT	1,064	1,064	0	0
ESCO PRODUCTS	6,103	6,103	0	0
ESH, INC.	63,525	63,525	0	0
ESI	1,850	1,850	0	0
ESKIMOS, INC.	1,000	1,000	0	0
ESM SOFTWARE	3,150	3,150	0	0
ESTACIO, DR. PETER	94,000	0	94,000	0
ESTES COMMERCIAL REFRIGERATION	1,000	0	1,000	0
E-SYSTEMS, INC.	29,000	29,000	0	0
ETCI, INC.	8,000	8,000	0	0
ETI	1,326	1,326	0	0
ETI SYSTEMS, INC.	4,954	4,954	0	0
EUROPEAN COMMISSION	1,430	1,430	0	0
EUROTHERM CONTROLS, INC.	4,526	4,526	0	0
EVANS CO.	66,145	66,145	0	0
EVANS EAST	22,850	22,850	0	0
EVANS, CHARLES & ASSOCIATES	53,125	53,125	0	0
EVANS, ROGER	15,000	0	15,000	0
EVANS, THOMAS L.	32,816	32,816	0	0
EVERGREEN LASER TECHNOLOGIES	7,900	7,900	0	0
EVERSON ELECTRIC CO.	5,785	5,785	0	0
EVEX ANALYTICAL INSTRUMENTS	50,121	50,121	0	0
EWING, ROBERT	94,000	94,000	0	94,000
EWS, INC.	6,525	6,525	0	6,525
EXA MICRO, INC.	12,950	12,950	0	0
EXAMINATION MANAGEMENT SERVICES, INC.	1,000	0	1,000	0
EXCALIBUR TECHNOLOGIES CORP.	1,035	1,035	0	0
EXCEL MANUFACTURING, INC.	260,318	260,318	0	260,318
EX-CELL-O MACHINE TOOLS, INC.	184,873	184,873	0	0
EXCEL/QUANTRONIX	12,576	12,576	0	0
EXCHANGE/MONITOR PUBLICATIONS	1,838	1,838	0	0
EXCITON, INC.	89,578	83,980	5,598	0
EXECUTIVE SOFTWARE, INC.	2,356	2,356	0	0
EXECUTRAIN	3,615	3,615	0	3,615
EXEMPLAR LOGIC, INC.	44,848	44,848	0	0
EXFO	11,990	11,990	0	0
EXIDE ELECTRONICS CORP.	44,607	44,607	0	0
EXIDE ELECTRONICS/WSG	13,095	13,095	0	0
EXIDE LIGHTGUARD	14,016	14,016	0	14,016
EXODUS TECHNOLOGIES	8,300	8,300	0	0
EXOR TECHNOLOGIES, INC.	3,000,000	3,000,000	0	0
EXPERTSOFT CORP.	2,992	2,992	0	0
EXPERTECH, INC.	21,500	21,500	0	0
EXPERTWARE, INC.	5,561	5,561	0	0
EXSIL, INC.	240,000	240,000	0	0
EXTRON ELECTRONICS	28,937	10,064	18,873	0
EXTRUDE HONE CORP.	3,200	3,200	0	0
EYTCHESON, THOMAS N.	134,700	134,700	0	134,700
FAB 3D OF NM	1,027	1,027	0	1,027
FABRIC DEVELOPMENT, INC.	1,620	1,620	0	0

Supplier Name	Total \$	SNL/NM \$	SNL/CA \$	NM \$
FACILITY ROBOTICS SOLUTIONS DIRECT	4,285	4,285	0	0
FAGAN, ED, INC.	2,475	2,275	200	0
FAI ELECTRONICS	9,162	9,162	0	0
FALALEYEV, ANDREI G.	25,000	25,000	0	0
FALL, ROKHAYA DABA	22,000	22,000	0	0
FANUC ROBOTICS CORP.	59,105	59,105	0	0
FANUC USA CORP.	1,067	1,067	0	0
FARHAT, CHARBEL	50,000	50,000	0	0
FARRELL ELECTRONICS, INC.	8,800	8,800	0	0
FAS TECHNOLOGIES, INC.	7,680	7,680	0	0
FASTENER TECHNOLOGY CORP.	1,098	1,098	0	0
FASTPULSE TECHNOLOGY, INC.	9,100	150	8,950	0
FASTSIGNS	136,647	136,647	0	136,647
FAUSKE & ASSOCIATES, INC.	40,206	40,206	0	0
FAX EXPRESS, INC.	1,745	1,745	0	0
FAXON CO., THE	412,883	412,883	0	0
FDC TECHNOLOGIES, INC.	11,702	11,702	0	0
FDM OF CLEARWATER, INC.	3,225	3,225	0	0
FEDERAL CARTRIDGE CO.	4,074	1,608	2,466	0
FEDERAL DATA CORP.	34,602	34,602	0	0
FEDERAL NETWORK SERVICES, INC.	21,352	21,352	0	0
FEI CO.	5,100	1,800	3,300	0
FEINBERG GRADUATE SCHOOL	551,844	551,844	0	0
FEMTOSOFT TECHNOLOGIES	2,322	1,071	1,251	0
FEMTO-TECH, INC.	11,248	11,248	0	0
FENIX TECHNOLOGY	4,800	4,800	0	0
FENNER, AMBER GRAY	5,000	5,000	0	5,000
FERNANDEZ, EDWARD JOSE	48,000	48,000	0	0
FERRELLGAS	191,289	191,289	0	191,289
FERRISHIELD, INC.	1,078	1,078	0	0
FERRO CORP.	100,453	100,453	0	0
FERROFLUIDICS CORP.	31,585	25,775	5,810	0
FESTO CORP.	1,448	650	798	0
FETZER, SCOTT CO.	1,932	0	1,932	0
FIBER INSTRUMENT SALES, INC.	1,306	1,306	0	0
FIBER OPTIC CENTER, INC.	25,545	25,545	0	0
FIBER OPTIONS, INC.	20,999	20,999	0	0
FIBERGUIDE INDUSTRIES, INC.	83,004	15,504	67,500	0
FIBERSENSE & SIGNALS	8,805	8,805	0	0
FIBERTRON CORP.	10,278	10,278	0	7,397
FIDLER, DON	110,000	110,000	0	110,000
FIKE CORP.	9,865	9,865	0	0
FILENET CORP.	17,972	17,972	0	0
FILTREX, INC.	2,577	0	2,577	0
FILTRONETICS, INC.	53,050	53,050	0	0
FILUSCH, HUBERT J.	12,000	12,000	0	12,000
FIMA	5,300	5,300	0	0
FINA, MICHAEL C. CO., INC.	90,000	90,000	0	0
FINCHAM, INC.	5,600	5,600	0	5,600
FINE METALS CORP.	1,500	1,500	0	0
FINKL, A. & SONS	2,466	2,466	0	0
FINNIGAN CORP.	136,928	136,180	748	0
FINNIGAN FT/MS GROUP	4,722	4,722	0	0
FIORE INDUSTRIES, INC.	96,600	96,600	0	96,600
FIRE KING INTERNATIONAL, INC.	5,289	0	5,289	0
FIREMASTER	3,960	3,960	0	0
FIRST SOURCE	9,791	9,791	0	0
FISCHER CUSTOM COMMUNICATIONS (FCC)	3,000	3,000	0	0
FISCHER, W. W., INC.	1,254	1,254	0	0

Supplier Name	Total \$	SNL/NM \$	SNL/CA \$	NM \$
FISCHIONE, E. A. INSTRUMENTS, INC.	1,822	0	1,822	0
FISHER ELECTRIC TECHNOLOGY	25,090	0	25,090	0
FISHER SCIENTIFIC CO.	3,311,834	3,307,947	3,887	22,037
FISK UNIVERSITY	30,000	0	30,000	0
FJW OPTICAL SYSTEMS, INC.	11,280	11,280	0	0
FLAGSHIP TECHNOLOGIES, INC.	8,700	8,700	0	0
FLAMBEAU PRODUCTS CORP.	3,653	3,653	0	0
FLAME-SPRAY INDUSTRIES, INC.	2,980	2,980	0	0
FLEMING, DON D. CO., INC.	6,163	0	6,163	0
FLETCHER, PROF. LEROY STEVENSON	15,000	15,000	0	0
FLEXIBLE INDUSTRIAL SYSTEMS	15,646	0	15,646	0
FLIPTRONICS	1,250	1,250	0	0
FLIR SYSTEMS, INC.	8,510	8,510	0	0
FLORIDA INTERNATIONAL UNIVERSITY	49,153	49,153	0	0
FLORIDA STATE UNIVERSITY	613,581	613,581	0	0
FLOW DYNE ENGINEERING, INC.	4,760	0	4,760	0
FLUENT, INC.	30,000	30,000	0	0
FLUID CONDITIONING CO.	16,684	16,684	0	6,074
FLUKE CORP.	137,591	137,591	0	78,800
FLUOROWARE, INC.	29,932	23,019	6,913	0
FLYNN & ENSLOW, INC.	1,275	1,275	0	0
FMH MATERIAL HANDLING SOLUTIONS	36,490	36,490	0	36,490
FOAM MATRIX, INC.	245,719	245,719	0	0
FOCUS LEARNING CORP.	1,210	1,210	0	0
FOCUS SOFTWARE, INC.	10,000	7,400	2,600	0
FOLEY, JOHN E.	2,500	500	2,000	2,500
FOM INSTITUUT VOOR ATOOM-EN MOLECUULSYSICA	4,095	4,095	0	0
FORCE ELECTRONICS	1,047	1,047	0	0
FORE SYSTEMS FEDERAL, INC.	206,165	161,456	44,709	0
FORESIGHT ELECTRONICS	1,357	1,357	0	0
FORESTRY SUPPLIERS, INC.	1,041	1,041	0	0
FORGECO	3,000	3,000	0	3,000
FORSTBAUER SURVEYING CO.	2,880	2,880	0	2,880
FOSTER-WHEELER DEVELOPMENT CORP.	583,077	0	583,077	0
FOSTER-WHEELER ENVIRONMENTAL CORP.	121,468	121,468	0	121,468
FOUR POINTS HOTEL BY SHERATON	12,200	0	12,200	0
FOX VALVE	8,850	8,850	0	0
FRAIVILLIG TECHNOLOGIES CO.	17,850	17,850	0	0
FRANKLIN SOFTWARE, INC.	5,183	5,183	0	0
FRANKLIN-COVEY CO.	8,442	8,442	0	453
FRANK-PARSONS PAPER CO., INC.	40,198	40,198	0	0
FRANK'S AUDIO/VISUAL SERVICES	7,590	7,590	0	0
FRANKS SUPPLY CO., INC.	8,215	8,215	0	8,215
FRANKS, DR. LARRY	12,304	0	12,304	0
FRANZ, INC.	8,745	8,745	0	0
FRAX, INC.	6,280	0	6,280	0
FREGOSI & CO. PAINTS, INC.	1,027	0	1,027	0
FREQUENCY DEVICES	3,780	3,780	0	0
FRHAM SAFETY PRODUCTS, INC.	89,602	89,602	0	0
FRIEDRICH & DIMMOCK, INC.	1,220	1,220	0	0
FRIWO SILBERKRAFT	57,240	57,240	0	0
FROMM, JOSEPH	5,000	0	5,000	0
FROST, BOB	24,200	24,200	0	0
FRY STEEL CO.	2,945	0	2,945	0
FRY'S ELECTRONICS, INC.	2,028	0	2,028	0
FSI INTERNATIONAL, INC.	24,500	24,500	0	0
FSY MICROWAVE, INC.	3,971	3,971	0	0
FTS SYSTEMS, INC.	26,515	7,785	18,730	0

Supplier Name	Total \$	SNL/NM \$	SNL/CA \$	NM \$
FUELCELL PROPULSION INSTITUTE	45,580	25,580	20,000	0
FUJI AMERICA, INC.	1,904	1,904	0	0
FUJI MEDICAL SYSTEMS USA, INC.	1,600	1,600	0	0
FUJI TECHNOLOGY	5,000	0	5,000	0
FUJITSU COMPOUND SEMICONDUCTOR, INC.	18,570	18,570	0	0
FUJITSU-ICL SYSTEMS, INC.	5,304	5,304	0	0
FULL SPECTRUM ANALYTICS, INC.	1,000	0	1,000	0
FULLER-O'BRIEN PAINT	1,599	0	1,599	0
FULLER, EARL T.	80,000	80,000	0	80,000
FULTON SPECIALTIES	50,900	50,900	0	50,900
FURNO CO.	97,111	97,111	0	0
FUSION SEMICONDUCTOR SYSTEMS	6,873	6,873	0	0
FUTEK ADVANCED SENSOR TECHNOLOGY, INC.	8,980	8,980	0	0
FUTURE ACTIVE CATALOG	12,709	10,629	2,080	0
FUTURE ACTIVE INDUSTRIAL ELECTRONICS	1,663	1,663	0	0
FUTURE ELECTRONICS	5,392	4,717	675	0
FUTURE ENTERPRISES, INC.	9,166	9,166	0	0
G&G INDUSTRIAL SUPPLY CO.	71,505	71,505	0	71,505
G&H INTERNATIONAL SERVICES, LLC	60,000	60,000	0	0
G&P CONSULTING, INC.	24,656	24,656	0	0
G&S MACHINING	1,083	1,083	0	1,083
G/O CORP.	3,495	3,495	0	0
GABRIELSON, VERLAN K.	10,000	0	10,000	0
GADSDEN TOOL, INC.	3,200	3,200	0	0
GAGE APPLIED SCIENCES, INC.	28,320	6,435	21,885	0
GAGEMAKER, INC.	1,269	1,269	0	0
GALACTIC INDUSTRIES CORP.	4,221	4,221	0	0
GALBRAITH LABORATORIES, INC.	5,008	3,000	2,008	0
GALILEO ELECTRO-OPTICS CORP.	84,660	84,360	300	0
GALISTEO CONSULTING GROUP	94,450	94,450	0	94,450
GALLISTEO CONSULTING GROUP, INC.	81,000	81,000	0	81,000
GALLS, INC.	6,367	100	6,267	0
GALSON SCIENCES, LTD.	1,050,000	1,050,000	0	0
GAMMA HIGH VOLTAGE RESEARCH, INC.	6,275	6,275	0	0
GAMMA PRODUCTS, INC.	2,750	2,750	0	0
GAMMA-F CORP.	5,980	5,980	0	0
GAMMAGRAPHX, INC.	6,136	6,136	0	0
GAMMA-METRICS	13,813	13,813	0	0
GAMPERT TOOL & MACHINE	11,302	11,302	0	11,302
GARCIA TENT RENTAL	1,894	1,894	0	1,894
GARDNER, PAUL N. CO., INC.	1,181	0	1,181	0
GARLAN, DAVID	54,000	54,000	0	0
GARRETT ELECTRONICS CORP.	2,960	2,960	0	0
GARRETT RESOURCES GROUP	1,500	1,500	0	1,500
GARRETT, BANNING	10,000	10,000	0	0
GARTNER GROUP, THE	200,770	200,770	0	0
GARVIN CONSTRUCTION, INC.	45,854	45,854	0	45,854
GAS RESEARCH INSTITUTE	75,000	75,000	0	0
GASTECH, INC.	1,945	1,945	0	0
GATAN, INC.	279,434	275,380	4,054	0
GATEFIELD CORP.	13,308	13,308	0	0
GATEWAY 2000	283,871	252,518	31,352	0
GATEWAY 2000 MAJOR ACCOUNTS, INC.	330,641	201,988	128,653	0
GAYE, DR. CHEIKH BECAYE	7,000	7,000	0	0
GAYLORD BROS., INC.	1,771	1,720	51	0
GAYNES LABS, INC.	1,615	1,615	0	0
GBS MICRO POWER SUPPLY	26,675	26,675	0	0
GBS-ELEKTRONIC GMBH	7,233	0	7,233	0
GC INDUSTRIES, INC.	1,300	1,300	0	0

Supplier Name	Total \$	SNL/NM \$	SNL/CA \$	NM \$
GC MICRO CORP.	295,309	204,417	90,892	0
GC VIDEO CO.	199,197	199,197	0	199,197
GDE SYSTEMS	57,194	57,194	0	0
GE CAPITAL IT SOLUTIONS	6,271	0	6,271	0
GE CAPITAL MODULAR SPACE	18,813	18,813	0	18,813
GEBCO, INC.	2,002	2,002	0	2,002
GEC PLESSEY SEMICONDUCTORS, INC.	976,197	976,197	0	0
GEI TECHNOLOGY, INC.	25,715	0	25,715	0
GEL PACK	13,236	13,076	160	0
GELEST, INC.	4,460	4,460	0	0
GEL-PAK, LLC	6,139	6,139	0	0
GEM ROLLER CO.	16,481	16,481	0	16,481
GEMSTONE SYSTEMS, INC.	25,948	25,948	0	0
GENERAL ATOMICS	319,012	319,012	0	0
GENERAL DATACOMM, INC.	104,932	103,942	990	0
GENERAL DEVICES CO., INC.	4,726	4,726	0	0
GENERAL DYNAMICS	67,437	60,000	7,437	0
GENERAL DYNAMICS ORDNANCE SYSTEMS	6,024	6,024	0	0
GENERAL EASTERN INSTRUMENTS	10,265	10,265	0	0
GENERAL ELECTRIC CO.	280,165	279,690	475	282,902
GENERAL ELECTRIC LIGHTING	14,178	14,178	0	0
GENERAL ELECTRONICS SYSTEMS, INC.	59,036	0	59,036	0
GENERAL INDUSTRIAL DIAMOND CO.	1,639	1,639	0	0
GENERAL MICRO SYSTEMS	8,391	0	8,391	0
GENERAL OPTICS, INC.	6,315	0	6,315	0
GENERAL PLASTICS MANUFACTURING CO.	44,237	44,237	0	0
GENERAL RUBY & SAPPHIRE CORP.	1,200	1,200	0	0
GENERAL SCANNING, INC.	1,600	1,600	0	0
GENERAL SIGNAL NETWORKS	3,025	3,025	0	0
GENERAL TECHNOLOGY CORP.	2,934,336	2,934,336	0	2,934,336
GENERAL TOOL CO.	93,514	93,514	0	0
GENERAL WINDOW CLEANING	11,400	0	11,400	0
GENERATOR SERVICES	19,633	19,633	0	0
GENIAS SOFTWARE	53,196	0	53,196	0
GENTEC, INC.	2,220	2,220	0	0
GENTRY, R. CHARLES	43,000	43,000	0	0
GENUINE PARTS CO.	304,707	304,707	0	304,707
GENUS, INC.	161,052	161,052	0	0
GEO ENERGY DRILLING	12,000	12,000	0	0
GEO HILLS ASSOCIATES	132,000	132,000	0	0
GEO LOG, INC.	3,600	3,600	0	0
GEO RESEARCH	1,103	1,103	0	0
GEO-CENTERS, INC.	388,900	388,900	0	281,875
GEOECONOMICS, INC.	38,800	0	38,800	0
GEOFFROY CO., THE	40,757	40,757	0	0
GEOKON, INC.	18,313	18,313	0	0
GEOPROBE SYSTEMS	4,747	4,747	0	0
GEORGE PRODUCTS CO., INC.	1,100	1,100	0	0
GEORGE'S WOOD PRODUCTS	1,750	0	1,750	0
GEORGIA TECH RESEARCH CORP.	570,049	524,962	45,088	0
GEORGIADIS, JOHN G., PHD	15,000	15,000	0	0
GEO THERMAL RESOURCES COUNCIL	10,000	10,000	0	0
GERALD CHAMPION MEMORIAL HOSPITAL	12,070	12,070	0	12,070
GERBER SYSTEMS CORP.	40,634	530	40,104	0
GET IN LINE! PUBLISHING	10,000	0	10,000	0
GET SYSTEMS	113,724	113,724	0	113,724
GFE METALLE UND MATERIALIEN GNBL	5,655	0	5,655	0
GHANBARI, CHERYL M.	22,000	22,000	0	22,000
GHEESLING, SAM E.	21,000	21,000	0	0

Supplier Name	Total \$	SNL/NM \$	SNL/CA \$	NM \$
GHZ TECHNOLOGIES	1,851	1,851	0	0
GIBBONS, JOHN HOWARD	10,000	10,000	0	0
GIBRALTAR DESIGN	32,225	32,225	0	0
GIGANET, INC.	68,645	68,645	0	0
GIGA-TRONICS, INC.	7,566	7,566	0	0
GILA REGIONAL MEDICAL CENTER	13,500	13,500	0	13,500
GILBERT, KATIE YELLOWHORSE	12,000	12,000	0	12,000
GILES, MICHAEL K.	1,500	1,500	0	1,500
GIRIMONTE & ASSOCIATES	35,375	35,375	0	35,375
GIVENS ELECTRIC, INC.	855,000	0	855,000	0
GL TECHNOLOGIES	1,900	1,900	0	0
GLASER, BONNIE	10,000	10,000	0	0
GLASS SHOP	2,397	2,397	0	2,397
GLASSMAN HIGH VOLTAGE, INC.	25,935	25,935	0	0
GLB ELECTRONICS	12,045	12,045	0	0
GLENAYRE WESTERN MULTIPLEX CORP.	15,397	15,397	0	0
GLENDON CO.	2,454	0	2,454	0
GLIBERT, KENNETH M.	12,000	12,000	0	12,000
GLIKSMAN, ALEX	10,000	10,000	0	0
GLOBAL ATMOSPHERICS, INC.	16,573	16,573	0	0
GLOBAL BUSINESS NETWORK	67,502	0	67,502	0
GLOBAL COMPUTER SUPPLIES	8,800	5,124	3,677	0
GLOBAL KNOWLEDGE NETWORK	4,090	4,090	0	0
GLOBAL SIMULATION SYSTEMS, INC.	73,750	73,750	0	0
GLOBE METALLURGICAL, INC.	1,480	1,480	0	0
GLUCO, INC.	15,200	15,200	0	0
GM ASSOCIATES, INC.	8,594	7,770	824	0
GNB CORP.	3,125	3,125	0	0
GNB INDUSTRIAL BATTERY CO.	2,656	2,656	0	0
GNB TECHNOLOGIES	1,386	1,386	0	0
GNG ENTERPRISES, INC.	54,246	29,784	24,462	0
GO DSP CORP.	2,000	2,000	0	0
GOBBELS, GEORGE	84,750	84,750	0	0
GODDARD, LANCE ASSOCIATES	3,252	3,252	0	0
GODRIC, CATHY	1,125	0	1,125	0
GOLDEN ALTOS CORP.	19,725	19,725	0	0
GOLDER FEDERAL SERVICES, INC.	424,763	424,763	0	0
GOLDSWORTHY, W. BRANDT & ASSOCIATES, INC.	286,796	286,796	0	0
GONZALES, JAKE F.	7,000	7,000	0	7,000
GONZALES, REGINA M.	10,000	10,000	0	10,000
GONZALEZ, HILDA	1,125	0	1,125	0
GONZALEZ, MARY L.	17,112	17,112	0	17,112
GOOD GUYS, THE	4,330	0	4,330	0
GOODFELLOW CORP.	34,400	15,109	19,291	0
GOODMAN'S, INC.	3,102	3,102	0	3,102
GOODMAN, SEYMOUR E.	2,000	2,000	0	0
GOODRICH, B. F. CO.	328,241	328,241	0	328,241
GOODWIN, PAT'S OFFICE EQUIPMENT	2,402	2,402	0	2,402
GORDON, KARINNE	47,878	0	47,878	0
GORE, J. P.	30,000	30,000	0	0
GORE, W. L. & ASSOCIATES, INC.	137,000	134,514	2,486	0
GORMLEY, DENNIS	19,000	19,000	0	0
GOSNELL, J. SALES CO.	12,167	0	12,167	0
GOTTLIEB, ERIC J.	118,548	118,548	0	118,548
GOULD, INC.	4,385	4,385	0	0
GOULD, STEPHEN CORP.	1,128	1,128	0	0
GOVERNMENT MICRO RESOURCES, INC.	14,218	14,218	0	0
GOVERNMENT TECHNOLOGY SERVICES, INC. (GTSI)	14,015	14,015	0	0

Supplier Name	Total \$	SNL/NM \$	SNL/CA \$	NM \$
GOWAN CONSTRUCTION CO.	93,763	0	93,763	0
GP & ASSOCIATES	31,000	31,000	0	0
GRACE, W. R. & CO.	35,758	35,758	0	0
GRADYBAEL, SIDNEY	1,222	1,222	0	1,222
GRAEBER, EDWARD J.	3,000	3,000	0	3,000
GRAFTEK IMAGING, INC.	6,040	6,040	0	0
GRAINGER, W. W., INC.	32,110	13,744	18,366	13,670
GRAM, INC.	1,568,507	1,568,507	0	1,568,507
GRANDMA'S MUSIC & SOUND	15,004	15,004	0	15,004
GRANT APPLIED PHYSICS, INC.	63,600	63,600	0	0
GRANT, JIM ASSOCIATES	3,536	3,536	0	0
GRANT, J. BRIAN	24,785	24,785	0	0
GRANVILLE-PHILLIPS CO.	46,240	19,795	26,445	0
GRAPHIC TECHNOLOGY, INC.	6,720	6,720	0	0
GRAPHITE DIE MOLD	1,000	1,000	0	0
GRAPHITE MACHINING	3,975	0	3,975	0
GRASS ROOTS CONSULTING	4,000	4,000	0	4,000
GRATING SOLVER DEVELOPMENT CO.	5,500	5,500	0	0
GRAYBAR ELECTRIC CO., INC.	94,652	94,652	0	35,544
GREAT LAKES COMPUTER	11,795	11,795	0	0
GREATER ALBUQUERQUE CHAMBER OF COMMERCE	2,000	2,000	0	2,000
GREATHOUSE PRODUCTIONS, INC.	25,707	25,707	0	16,955
GREEN HILLS SOFTWARE, INC.	92,305	92,305	0	0
GREEN SPRING COMPUTERS, INC.	8,130	8,130	0	0
GREENWOOD CONSULTING GROUP	10,000	10,000	0	10,000
GREIF BROTHERS CORP.	11,843	0	11,843	0
GREIF, RALPH	15,000	0	15,000	0
GREULICH, FREDERICK A.	20,000	20,000	0	20,000
GRIDWISE ENGINEERING CO.	64,713	64,713	0	0
GRIEVE CORP.	21,944	0	21,944	0
GRIMES, BRIAN K.	8,700	8,700	0	0
GRINNELL, R. L. CORP.	2,175	2,175	0	0
GROWNEY, TOM EQUIPMENT CO.	5,975	5,975	0	5,975
GRUBER INDUSTRIES, INC.	3,690	3,690	0	0
GRUMMAN SYSTEMS SUPPORT	1,080	0	1,080	0
GSP CO.	67,366	67,366	0	0
GT TECHNOLOGY CO.	7,300	7,300	0	0
GTE CUSTOMER NETWORKS, INC.	2,434,409	2,434,409	0	2,434,409
GTE GOVERNMENT SYSTEMS	112,500	0	112,500	0
GTE PRODUCTS CORP.	1,953	1,953	0	0
GTFS, INC.	9,788	0	9,788	0
GULL GROUP	1,100,902	1,090,902	10,000	0
GW COMPRESSOR REPAIR, INC.	7,808	0	7,808	0
GYR MARKETING	5,262	0	5,262	0
H&C SUPPLY	1,139	1,139	0	0
H&H ENGINEERING	4,180	0	4,180	0
H&K MANUFACTURING CO.	3,720	0	3,720	0
H&R BLOCK TAX SERVICES, INC.	85,000	85,000	0	85,000
H POWER CORP.	8,500	2,500	6,000	0
HACH CO.	3,414	3,414	0	0
HACHIGIAN, ALEXANDER	28,585	28,585	0	28,585
HACIENDA GARDENS	13,080	0	13,080	0
HADCO CORP.	74,127	74,127	0	0
HADLAND PHOTONICS, INC.	14,680	14,680	0	0
HADLEY, STEPHEN J.	10,000	10,000	0	0
HAFER TOOL CO., INC.	1,477	0	1,477	0
HAIMSON, DR. BEZAIEL C.	43,200	43,200	0	0
HAINES, DR. MALCOLM G.	15,000	15,000	0	0

Supplier Name	Total \$	SNL/NM \$	SNL/CA \$	NM \$
HALBO OPTICS	1,850	0	1,850	0
HALEY & ALDRICH OF NEW YORK	5,865	5,865	0	0
HALE, JEFF	10,000	0	10,000	0
HALL PRECISION MACHINING, INC.	7,002	7,002	0	7,002
HALLIBURTON ENERGY SERVICES	75,317	75,317	0	15,137
HALLIBURTON NUS CORP.	100,000	100,000	0	100,000
HALLMARK COMPUTER SUPPLIES	5,633	5,633	0	5,633
HALL, DR. CHARLES A.	8,000	8,000	0	8,000
HALL, NICHOLAS P.	30,000	30,000	0	0
HAMAMATSU CORP.	96,325	82,684	13,641	0
HAMAMATSU PHOTONIC SYSTEMS	4,540	4,540	0	0
HAMILTON HALLMARK	33,626	33,626	0	0
HAMILTON PRODUCTS GROUP, INC.	83,543	21,132	62,411	0
HAMMER, DAVID, PHD	19,000	19,000	0	0
HANDMADE SOFTWARE	1,585	395	1,190	0
HANDY & HARMAN	1,642	1,642	0	0
HANKIN SPECIALTY EQUIPMENT, INC.	14,774	0	14,774	0
HANNAH-HILL, INC.	6,725	6,725	0	6,725
HANN, C. L. INDUSTRIES, INC.	4,540	0	4,540	0
HANSON LAB FURNITURE, INC.	19,435	19,435	0	0
HANSON, ROY E., JR., MANUFACTURING	10,903	7,026	3,877	0
HAN, PROFESSOR BONTAE	5,000	0	5,000	0
HAPTIC TECHNOLOGIES, INC.	2,903	2,903	0	0
HARDINGE BROTHERS, INC.	2,923	2,787	136	0
HARDIN, K. DAN	1,500	1,500	0	1,500
HARE, ANTHONY & ASSOCIATES	1,500	0	1,500	0
HARGROVE, INC.	1,430	1,430	0	0
HAROLDSON, DENNIS R.	12,000	12,000	0	12,000
HARRICK SCIENTIFIC CORP.	1,648	1,648	0	0
HARRINGTON INDUSTRIAL PLASTICS, INC.	9,186	3,135	6,052	3,135
HARRINGTON, KEVIN	20,000	0	20,000	0
HARRIS CORP.	2,201,134	2,201,134	0	2,093,125
HARRIS DIAMOND CORP.	1,770	1,770	0	0
HARRIS GUNWORKS, INC.	6,395	6,395	0	0
HARRISON CONTRACTING CO., INC.	25,429	25,429	0	25,429
HARRISON EQUIPMENT CO.	1,638,104	1,638,104	0	1,638,104
HARRIS, CLIFF A.	42,500	42,500	0	42,500
HARSHAW/BICRON	2,400	2,400	0	0
HART SCIENTIFIC	15,070	15,070	0	0
HARTDEGEN, PETER CO.	5,051	0	5,051	0
HARTMAN, WILLIAM F.	10,000	10,000	0	0
HARVARD HEALTH PUBLICATIONS	4,500	4,500	0	0
HARVARD SCHOOL OF PUBLIC HEALTH	1,095	1,095	0	0
HARVARD UNIVERSITY	4,026	4,026	0	0
HARVEY, CHARLES	3,000	3,000	0	0
HARWOOD ENGINEERING CO., INC.	6,154	6,154	0	0
HASELBACH SURVEYING INSTRUMENTS	12,397	0	12,397	0
HAST SOLUTIONS, INC.	7,610	7,610	0	0
HATHAWAY EMOTEQ, INC.	5,286	5,286	0	0
HAWKES GRAPHICS	1,200	1,200	0	1,200
HAWORTH, INC.	100,646	0	100,646	0
HAWS DRINKING FAUCET CO.	1,909	0	1,909	0
HAYES, DENNIS B.	10,000	10,000	0	10,000
HAYNES INTERNATIONAL, INC.	4,543	4,543	0	0
HAYWARD PALLET & LUMBER	2,439	0	2,439	0
HAZCO SERVICES, INC.	1,332	1,332	0	0
HCFA LABORATORY PROGRAM	1,951	1,951	0	0
HCIA, INC.	111,000	111,000	0	0
HEADS UP LANDSCAPE CONTRACTORS, INC.	276,485	276,485	0	276,485

Supplier Name	Total \$	SNL/NM \$	SNL/CA \$	NM \$
HEADWAY RESEARCH, INC.	5,771	5,771	0	0
HEART INTERFACE CO.	1,050	1,050	0	0
HECK, G. MICHAEL	57,600	57,600	0	57,600
HEIDLEBERG	1,425	0	1,425	0
HEIM, GUSTAV L.	8,000	8,000	0	0
HELIX TECHNOLOGY CORP.	30,653	30,653	0	0
HELLO DIRECT, INC.	4,690	4,530	160	0
HELMEL ENGINEERING PRODUCTS, INC.	31,025	0	31,025	0
HELTON, CLINT & CO.	246,858	246,858	0	0
HELTON, JON	100,000	100,000	0	100,000
HEMPHILL SPRING CO.	1,314	1,314	0	0
HENDERSON, JACK B. CONSTRUCTION CO., INC.	2,019,010	2,019,010	0	2,019,010
HENDRICKS, JUDY	6,000	6,000	0	6,000
HENKEN, W. H. INDUSTRIES, INC.	1,812	1,812	0	0
HENRY ENGINEERING	1,610	1,610	0	0
HENSLIN SERVICES	1,200	1,200	0	0
HEPPNER, PAUL G.	4,000	4,000	0	0
HERAEUS-AMERSIL, INC.	2,636	2,636	0	0
HERCULES HEAT TREATING	3,200	3,200	0	0
HERLEY INDUSTRIES, INC.	42,315	42,315	0	0
HERMAN, DONALD	70,000	70,000	0	0
HERMETIC SEAL CORP.	8,340	8,340	0	0
HEROTEK, INC.	1,140	1,140	0	0
HERRMANN, CARL ASSOCIATES, INC.	4,990	4,760	230	0
HERTZ EQUIPMENT RENTAL	12,280	12,280	0	12,280
HERZFELD, CHARLES M., PHD	2,500	2,500	0	0
HESKETH, DR. PETER	18,000	18,000	0	0
HESSEL, KENNETH R.	20,000	20,000	0	20,000
HETRICK SCIENTIFIC	83,855	83,855	0	0
HEURIKON CORP.	1,500	1,500	0	0
HEURIS	2,500	2,500	0	0
HEWLETT-PACKARD CO.	3,487,448	3,276,293	211,155	1,757,104
HEXCEL CORP.	51,855	51,855	0	0
HEXEL CORP.	68,757	61,500	7,257	0
HFS MOBILITY SERVICES	50,000	50,000	0	0
HI Q	28,469	0	28,469	0
HI TEMP RESEARCH LAB	1,050	1,050	0	0
HI VOLTAGE COMPONENTS	54,234	54,234	0	0
HIBBITT, KARLSSON & SORENSEN, INC. (HKS)	124,264	116,331	7,933	0
HIDEN ANALYTICAL, INC.	24,996	24,996	0	0
HIGH ENERGY DENSITY RESEARCH CENTER	25,000	25,000	0	0
HIGH PERFORMANCE SYSTEMS, INC.	4,965	4,965	0	0
HIGH POWER DEVICES, INC.	2,550	2,550	0	0
HIGH PRESSURE EQUIPMENT CO., INC.	2,512	2,512	0	0
HIGH SIERRA COMMUNICATIONS	1,512	1,512	0	0
HIGH VOLTAGE ENGINEERING CORP.	11,315	11,315	0	0
HIGH VOLTAGE ENGINEERING EUROPA BV	22,650	22,650	0	0
HIGH VOLTAGE SUPPLY, INC.	4,138	4,138	0	0
HIGHLAND TECHNOLOGY, INC.	10,420	10,420	0	0
HILD TV	1,370	0	1,370	0
HILGARTNER, LEONARD H.	24,900	24,900	0	24,900
HILL ENGINEERING, INC.	6,750	6,750	0	0
HILLHOUSE & ASSOCIATES	1,318	0	1,318	0
HILLS, CHARLES	32,000	32,000	0	32,000
HILL, LOUIS H. CO.	2,400	0	2,400	0
HILTI, INC.	10,963	9,360	1,603	0
HINCHEE, ROBERT E.	10,000	10,000	0	0
HINDSLEY, FRAN M.	1,310	1,310	0	1,310
HINMAN CONSULTING ENGINEERS, INC.	40,000	40,000	0	0

Supplier Name	Total \$	SNL/NM \$	SNL/CA \$	NM \$
HIRSCH ELECTRONICS CORP.	97,398	97,398	0	0
HIRST CO., THE	15,000	15,000	0	15,000
HISCO	3,614	3,614	0	0
HITACHI AMERICA, LTD.	15,000	15,000	0	0
HITACHI CHEMICAL CO. AMERICA, LTD	1,000	1,000	0	0
HITACHI INSTRUMENTS, INC.	59,731	28,076	31,655	0
HITTITE MICROWAVE	4,796	4,796	0	0
HOAGLAND, W. & ASSOCIATES, INC.	5,025	0	5,025	0
HOFFMAN, ERIC ASSOCIATES	1,155	1,155	0	0
HOFFMAN, JOHN	48,000	48,000	0	0
HOFFMAN, P. R. MACHINE PRODUCTS	17,514	17,514	0	0
HOGANS, LORENZO S.	24,000	24,000	0	0
HOHSEN CORP.	5,000	5,000	0	0
HOLBROOKS DEVELOPMENT & MANUFACTURING CO.	7,875	0	7,875	0
HOLLNAGEL, ERIK	11,000	11,000	0	0
HOLMAN'S, INC.	8,491	8,491	0	8,491
HOLMES & NARVER, INC.	1,575,900	1,575,900	0	1,575,900
HOLM, FRANCIS W.	20,000	20,000	0	20,000
HOLO-SPECTRA	4,000	4,000	0	0
HOLTHUIS & ASSOCIATES	2,850	0	2,850	0
HOLT, ROBERT C.	8,000	8,000	0	8,000
HOLZER, HENRY MARK	8,000	8,000	0	8,000
HOME & BUSINESS COMPUTER CENTER	94,998	0	94,998	0
HONEYWELL PRODUCTS CENTER	21,139	21,139	0	0
HONEYWELL SSEC	3,240	0	3,240	0
HONEYWELL, INC.	1,035,771	1,035,411	360	163
HONOMACH, INC.	13,965	13,965	0	0
HOOP COMMUNICATIONS, INC.	352,860	0	352,860	0
HORA, STEPHEN C.	10,000	10,000	0	0
HORIE, YASUYUKI	16,000	16,000	0	0
HORITA CO.	6,357	6,202	155	0
HORIZON TRADING CO., INC.	33,270	33,270	0	0
HORSLEY & ASSOCIATES	1,000	0	1,000	0
HOSEK, DON	1,850	1,850	0	0
HOSKYNS & ASSOCIATES	1,734	1,734	0	0
HOT CELL SERVICES	201,361	201,361	0	0
HOT PACK CORP.	18,568	18,568	0	0
HOUSE OF UNIFORMS, INC.	5,170	5,170	0	5,170
HOUSE, K. L. CONSTRUCTION CO., INC.	4,278,741	4,278,741	0	4,278,741
HOUSTON FILM LABS	20,000	20,000	0	0
HOWARD SALES CO.	5,662	5,662	0	0
HOWARD UNIVERSITY	25,000	25,000	0	0
HOWARD, W. J.	2,500	2,500	0	2,500
HOWE, DR. ROGER T.	11,900	11,900	0	0
HP SCIENTIFIC	3,001	3,001	0	0
HRL LABORATORIES, LLC	229,965	229,965	0	0
HS SYSTEMS	11,000	11,000	0	11,000
H-SQUARE CO.	5,364	3,832	1,532	0
HTA PHOTOMASK	3,500	0	3,500	0
HUBBARD, GARY	70,000	0	70,000	0
HUBER, ROBERT J.	65,000	65,000	0	0
HUERTA & ASSOCIATES	17,145	17,145	0	0
HUFFMAN LABORATORIES, INC.	62,828	60,760	2,068	0
HUFF, RUSSELL D.	4,000	4,000	0	0
HUGHES SANTA BARBARA RESEARCH CENTER	11,769	11,769	0	0
HUGHES, MADELINE & ASSOCIATES	8,270	8,270	0	8,270
HUGHES, R. S. CO., INC.	6,319	2,551	3,768	2,505
HUMAN DESIGNED SYSTEMS, INC.	1,736	1,736	0	0

Supplier Name	Total \$	SNL/NM \$	SNL/CA \$	NM \$
HUMENY, NICK F. & CO.	6,921	3,395	3,526	0
HUMIDIAL CORP.	1,250	1,250	0	0
HUMMINGBIRD COMMUNICATIONS, INC.	3,782	0	3,782	0
HUMMINGBIRD COMMUNICATIONS, LTD.	40,591	40,591	0	0
HUNTER LUMBER CORP.	4,044	4,044	0	4,044
HUNTINGTON MECHANICAL LABS, INC.	6,739	4,156	2,583	0
HURCO MANUFACTURING CO., INC.	15,354	114	15,240	0
HURD & ASSOCIATES, INC.	450,000	450,000	0	0
HUTTRER, GERALD W.	23,353	23,353	0	0
HV COMPONENT ASSOCIATES, INC.	2,848	2,848	0	0
HVR ADVANCED POWER COMPONENTS	22,073	22,073	0	0
HWC, INC.	20,000	20,000	0	20,000
HYDRAULIC SYSTEMS OF NEW MEXICO	15,000	15,000	0	15,000
HYDRAULICS & PNEUMATICS, INC.	53,784	53,784	0	53,784
HYDRO-BLAST, INC.	34,790	34,790	0	0
HYDROGEN CONSULTANTS, INC.	1,640	0	1,640	0
HYDROGEOLOGIC, INC.	1,485	1,485	0	0
HYDRO-PAC	2,000	2,000	0	0
HYPERDATA TECHNOLOGY, INC.	4,153	0	4,153	0
HYSITRON, INC.	5,275	0	5,275	0
HYSTER CO.	352,971	352,971	0	0
IBI SYSTEMS, INC.	3,390	3,390	0	0
IBIS CONSULTING GROUP, INC.	94,000	94,000	0	0
IBIS TECHNOLOGY CORP.	21,500	21,500	0	0
I-BUS TECHNOLOGIES	4,555	4,555	0	0
IC2 INSTITUTE	2,000	2,000	0	0
ICAM TECHNOLOGIES CORP.	8,086	8,086	0	0
ICERMAN, LARRY	22,000	22,000	0	22,000
ICF KAISER ENGINEERS, INC.	50,000	50,000	0	50,000
ICI DULUX PAINTS	1,757	0	1,757	0
ICI FIBERITE	12,986	12,986	0	0
IEC INTELLIGENT TECHNOLOGIES	91,917	91,917	0	0
IEM, INC.	6,381	0	6,381	0
IET LABS, INC.	3,557	3,557	0	0
IFR SYSTEMS, INC.	1,200	1,200	0	0
IIT RESEARCH INSTITUTE	164,127	164,127	0	0
II-VI, INC.	157,137	97,333	59,804	0
IKA-WORKS, INC.	2,743	2,743	0	0
IKON DOCUMENT SOLUTIONS	9,740	9,740	0	9,740
IKON OFFICE SOLUTIONS TECHNOLOGY SERVICES, INC.	190,670	175,269	15,402	160,144
ILC DATA DEVICE CORP.	4,752	4,752	0	4,752
ILLINOIS INSTRUMENTS	4,520	4,520	0	0
ILOG, INC.	51,621	51,621	0	0
ILX LIGHTWAVE CORP.	28,589	17,819	10,770	0
IMAGE BUILDERS	9,737	9,737	0	7,557
IMAGE CLUB GRAPHICS	1,175	416	759	0
IMAGE MANIPULATION SYSTEMS	3,995	3,995	0	0
IMAGE RESOURCES	21,398	21,398	0	21,398
IMAGE SETTERS	39,547	0	39,547	0
IMAGENATION CORP.	35,741	35,741	0	0
IMAGINATION SYSTEM, INC.	3,746	3,746	0	0
IMAGINE THAT, INC.	3,218	3,218	0	0
IMAGING PRODUCTS	1,343	1,343	0	0
IMAGING SPECTRUM, INC.	20,894	20,894	0	0
IMAGING TECHNOLOGY, INC.	11,745	11,745	0	0
IMAGING & SENSING TECHNOLOGY CORP.	2,400	2,400	0	0
IMATION	9,073	8,110	963	0
IMATION DIGITAL PUBLISHING	1,048	1,048	0	0

Supplier Name	Total \$	SNL/NM \$	SNL/CA \$	NM \$
IMATION ENTERPRISES CORP.	25,660	0	25,660	0
IMET CORP.	3,176	0	3,176	0
IMPACT TRAINING ASSOCIATES, INC.	4,500	0	4,500	0
IMPEDIMENT, INC.	64,676	28,390	36,286	0
IMPERIAL COLLEGE OF SCIENCE & TECHNOLOGY	19,032	19,032	0	0
IMPLEMENTATION PARTNERS, LLC, THE (TIP)	210,000	210,000	0	0
IMPRESCIA, RICHARD	1,200	1,200	0	1,200
IN POSITION	10,316	10,316	0	0
INCOM, INC.	22,850	22,850	0	0
INDEECO	8,609	0	8,609	0
INDELIBLE BLUE, INC.	2,572	2,572	0	0
INDEPENDENT FIRE CO.	11,429	11,429	0	11,429
INDIANA UNIVERSITY	4,933	4,933	0	0
INDIUM CORP. OF AMERICA	6,669	6,669	0	0
INDUSTRIAL BATTERY SPECIALISTS	25,467	25,467	0	25,467
INDUSTRIAL COMPUTER SOURCE	140,686	140,686	0	0
INDUSTRIAL ELECTRIC AUTOMATION, INC.	2,202	2,202	0	2,202
INDUSTRIAL MOTOR & CONTROL, INC.	36,110	36,110	0	0
INDUSTRIAL PC, INC.	1,310	1,310	0	0
INDUSTRIAL SALES ASSOCIATES	5,570	5,570	0	0
INDUSTRIAL SCIENTIFIC CORP.	38,759	38,000	759	0
INDUSTRIAL SOLAR TECHNOLOGY CORP.	101,855	101,855	0	0
INDUSTRIAL VISION SOURCE	19,618	19,618	0	0
INDUSTRIAL & MINE SUPPLY CO.	1,134	1,134	0	1,134
INDUSTRIAL & TRANSPORTATION EQUIPMENT CO. (ITEC)	14,537	14,537	0	0
INDUSTRY INITIATIVES FOR SCIENCE & MATH EDUCATION (IISME)	8,900	0	8,900	0
INERTIAL SCIENCE, INC.	225,539	199,439	26,100	0
INFINITY MICRO	3,382	3,382	0	0
INFODATA SYSTEMS, INC.	39,760	39,760	0	0
INFOGRAPHIC SYSTEMS CORP.	164,871	79,746	85,125	0
INFO-LITE CORP.	2,276	2,276	0	0
INFOMATRIX	11,397	0	11,397	0
INFOMODELER, INC.	7,630	7,630	0	0
INFONET SERVICES CORP.	1,867,479	1,867,479	0	0
INFORMATION ACCESS CO.	7,973	7,973	0	0
INFORMATION ASSETS MANAGEMENT, INC.	458,773	458,773	0	458,773
INFORMATION BUILDERS, INC.	44,297	44,297	0	0
INFORMATION CONCEPTIONAL MODELING, INC.	8,000	8,000	0	0
INFORMATION DESIGN ASSOCIATES, LLC	25,000	25,000	0	0
INFORMATION HANDLING SERVICES	153,713	116,680	37,033	0
INFORMATION MANAGEMENT SPECIALTIES	120,056	120,056	0	120,056
INFORMATION PROCESSING TECHNIQUES CORP.	22,421	22,421	0	0
INFORMATION SPECIALISTS CONSULTING, LLC	3,000	0	3,000	0
INFORMIX	2,040	2,040	0	0
INFORMIX SOFTWARE, INC.	4,736	4,736	0	0
INFRAMETRICS, INC.	141,405	141,405	0	0
INFRARED FIBER SYSTEMS	5,490	0	5,490	0
INFRARED OPTICAL PRODUCTS, INC.	18,529	14,204	4,325	0
INGHAM, KENNETH CONSULTING	8,497	8,497	0	8,497
INGRAM, GEORGE E.	3,500	3,500	0	3,500
INMAC	7,985	7,146	839	0
INNOTEC GROUP, INC.	5,828	5,828	0	0
INNOVATION DATA PROCESSING	3,950	3,950	0	0
INNOVATIVE DESIGN TECHNOLOGIES	29,693	29,693	0	0
INNOVATIVE INTEGRATION	6,857	6,857	0	0
INNOVATIVE MANAGEMENT CONCEPTS (IMC)	150,000	150,000	0	0
INNOVATIVE NDT SPECIALIST	8,876	8,876	0	0

Supplier Name	Total \$	SNL/NM \$	SNL/CA \$	NM \$
INNOVATIVE RESEARCH, INC.	11,000	11,000	0	0
INNOVATIVE SOFTWARE, LTD.	32,075	32,075	0	0
INNOVATIVE TECHNOLOGY	35,000	35,000	0	35,000
INNOVATIVE TECHNOLOGY SOLUTIONS CORP.	335,282	335,282	0	335,282
INNOVATIVE WEB APPLICATIONS	15,000	15,000	0	15,000
INORGANIC SPECIALISTS, INC.	4,500	0	4,500	0
INQA, LTD.	35,000	35,000	0	0
INRAD, INC.	60,609	5,344	55,265	0
INSACO, INC.	4,850	0	4,850	0
INSIGHT	15,918	15,918	0	0
INSIGHT DIRECT, INC.	16,765	11,731	5,034	0
INSIGHT ELECTRONICS, INC.	28,622	28,622	0	0
INSIGNIA SOLUTIONS, INC.	4,799	4,799	0	0
INSITUFORM WEST, INC.	109,132	0	109,132	0
IN-SITU, INC.	7,390	7,390	0	0
INSPIRATION & DESIGN	9,790	9,790	0	0
INSTALLSHIELD CORP.	1,585	1,585	0	0
INSTITUTE FOR NUCLEAR RESEARCH	8,769	8,769	0	0
INSTITUTE FOR SCIENTIFIC INFORMATION	44,000	44,000	0	0
INSTITUTE FOR STRATEGIC ASSESSMENTS	70,770	70,770	0	0
INSTITUTE OF INTERNAL AUDITORS, THE	8,550	8,550	0	0
INSTITUTE OF NUCLEAR ENERGY & INDUSTRY	19,150	19,150	0	0
INSTITUTE OF PAPER SCIENCE AND TECHNOLOGY	215,000	0	215,000	0
INSTITUTE OF PHYSICS & POWER ENGINEERING	230,900	230,900	0	0
INSTITUTE OF THEORETICAL & EXPERIMENTAL PHYSICS	62,674	62,674	0	0
INSTRON CORP.	96,638	76,358	20,280	0
INSTRULAB, INC.	12,997	12,997	0	0
INSTRUMENT INDUSTRIES	14,672	14,672	0	0
INSTRUMENT SERVICE LABORATORIES	9,915	9,915	0	9,915
INSTRUMENT SPECIALTIES CO., INC.	3,568	3,568	0	0
INSTRUMENT TECHNOLOGY, INC.	6,330	0	6,330	0
INSTRUMENTED SENSORS TECHNOLOGY, INC. (IST)	23,800	1,800	22,000	0
INSTRUMENTS SA, INC.	178,360	178,360	0	0
INSULATOR SEAL, INC.	3,150	0	3,150	0
INT CORP.	69,499	69,499	0	69,499
INTECH EDM	2,228	2,228	0	0
INTEG NA, INC.	5,000	5,000	0	0
INTEGRATED CHIPWARE	9,000	0	9,000	0
INTEGRATED CIRCUIT ENGINEERING CORP.	20,300	20,300	0	0
INTEGRATED COMPUTER SOLUTIONS (ICS)	11,691	11,691	0	0
INTEGRATED DESIGN, INC.	119,128	119,128	0	0
INTEGRATED DEVICE TECHNOLOGY, INC.	10,000	10,000	0	0
INTEGRATED DYNAMICS ENGINEERING	49,895	49,895	0	0
INTEGRATED ENGINEERING SOFTWARE	29,048	29,048	0	0
INTEGRATED HOUSEKEEPING MANAGEMENT	34,800	34,800	0	0
INTEGRATED MACHINING CO.	123,634	123,634	0	123,634
INTEGRATED MEASUREMENT SYSTEMS, INC.	13,062	13,062	0	0
INTEGRATED MICRO INSTRUMENTS (IMI)	22,000	22,000	0	0
INTEGRATED MICROWAVE CORP.	1,810	1,810	0	0
INTEGRATED QUALITY GROUP	5,000	5,000	0	5,000
INTEGRATED SOLUTIONS & SERVICES, INC.	13,367	13,367	0	0
INTEGRATED SOLUTIONS, INC.	198,786	73,786	125,000	0
INTEGRATED SYSTEMS, INC.	18,948	18,948	0	0
INTEGRATED TECHNOLOGIES CORP. (ITC)	141,821	141,821	0	141,821
INTEGRATED TECHNOLOGY SOLUTIONS, INC.	7,700	7,700	0	0
INTEGRI-TEST CORP.	6,770	0	6,770	0

Supplier Name	Total \$	SNL/NM \$	SNL/CA \$	NM \$
INTEGRITY NETWORKING SYSTEMS, INC.	484,069	484,069	0	484,069
INTEGRIX, INC.	1,892	1,892	0	0
INTEK SYSTEMS	3,610	3,610	0	0
INTEL SYSTEMS II, INC.	33,730	33,730	0	0
INTELICOMP	125,000	125,000	0	0
INTELLICORP	2,125	2,125	0	0
INTELLIGENT DECISIONS	30,866	30,866	0	0
INTELLIGENT INSTRUMENTATION, INC.	3,785	3,785	0	0
INTELLIGENT WIRELESS SYSTEMS	35,877	35,877	0	0
INTERACTIVE CIRCUITS & SYSTEMS	13,985	13,985	0	0
INTERACTIVE IMAGE TECHNOLOGIES, LTD.	3,336	3,336	0	0
INTERACTIVE MEDIA COMMUNICATIONS	1,300	1,300	0	0
INTERACTIVE NETWORK TECHNOLOGIES, INC.	5,000	5,000	0	0
INTERACTIVE SATELLITE INTERNET SERVICE (ISIS)	48,938	48,938	0	0
INTERA, INC.	773,092	773,092	0	0
INTER-CONTINENTAL MICROWAVE	2,698	2,698	0	0
INTERDEPARTMENTAL SPECIAL TRAINING CENTER (ISTC)	440,460	440,460	0	0
INTERFACE TECHNOLOGY, INC.	28,200	28,200	0	0
INTERFACE, INC.	4,350	3,685	665	0
INTERGRAPH CORP.	525,449	493,477	31,972	59,620
INTERGRAPH DIRECT	4,210	4,210	0	0
INTERIOR ELEMENTS	9,120	0	9,120	0
INTERLEAF, INC.	5,324	5,324	0	0
INTERMEC CORP.	4,428	3,743	685	0
INTERMOUNTAIN LOCK & SUPPLY	3,803	3,803	0	0
INTERNATIONAL ASSOCIATION FOR HYDROGEN ENERGY	25,000	0	25,000	0
INTERNATIONAL BUSINESS MACHINES CORP. (IBM)	1,976,340	1,976,340	0	1,877,260
INTERNATIONAL CENTER FOR DIFFRACTION DATA	2,480	2,480	0	0
INTERNATIONAL COMMUNICATIONS ENTRPR, INC.	2,800	2,800	0	0
INTERNATIONAL CONFERENCE SYSTEMS	103,793	103,793	0	0
INTERNATIONAL CONTROL SERVICES, INC.	7,035	7,035	0	0
INTERNATIONAL ENERGY CONSULTANTS, INC.	241,136	241,136	0	0
INTERNATIONAL FIBER SYSTEMS, INC.	4,860	4,860	0	0
INTERNATIONAL FIRE, INC.	17,000	0	17,000	0
INTERNATIONAL FUEL CELLS	60,000	60,000	0	0
INTERNATIONAL INSTITUTE FOR APPLIED PHYSICS & HIGH TECHNOLOGY	44,450	44,450	0	0
INTERNATIONAL LEAD ZINC RESEARCH ORG., INC.	55,000	55,000	0	0
INTERNATIONAL LIGHT, INC.	1,160	1,160	0	0
INTERNATIONAL MARKETING GROUP (IMG)	2,710	2,710	0	0
INTERNATIONAL RADIATION DETECTORS	51,520	24,000	27,520	0
INTERNATIONAL SCIENTIFIC PRODUCTS (ISP OPTICS)	16,265	16,265	0	0
INTERNATIONAL SOS ASSISTANCE, INC.	5,000	5,000	0	0
INTERNATIONAL SYSTEM INTEGRATORS (ISI)	5,750	5,750	0	5,750
INTERNATIONAL TECHNOLOGIES & SYSTEMS CORP.	1,311	1,311	0	0
INTERNET SECURITY SYSTEMS	21,184	21,184	0	0
INTERPOINT CORP.	90,452	50,125	40,327	0
INTERSCIENCE	28,900	28,900	0	0
INTERSOLV, INC.	83,042	83,042	0	0
INTERSTATE ELECTRONICS CORP.	66,719	66,719	0	0

Supplier Name	Total \$	SNL/NM \$	SNL/CA \$	NM \$
INTERSTATE NUCLEAR SERVICES	15,539	15,539	0	0
INTERTEC PUBLISHING	4,520	4,520	0	0
INTRANET SOLUTIONS, INC.	5,560	5,560	0	0
INTRASOLV CONSULTING, INC.	40,000	40,000	0	0
INTUSOFT	1,029	0	1,029	0
INVAX TECHNOLOGIES	34,650	16,050	18,600	0
INVENTION MACHINE CORP.	75,634	75,634	0	0
INVESTIGATIVE PROJECT, THE	4,000	4,000	0	0
ION SYSTEMS, INC.	109,670	109,670	0	48,750
IONA TECHNOLOGIES	81,571	63,871	17,700	0
IOTECH, INC.	18,110	11,420	6,690	230
IOWA STATE UNIVERSITY	19,153	19,153	0	0
IPA INTERNATIONAL, INC.	11,500	11,500	0	0
IPAC	15,300	15,300	0	0
IPEC PLANAR	27,223	27,223	0	0
IPEC PRECISION, INC.	4,000	4,000	0	0
IPI INTERNATIONAL, INC.	4,100	4,100	0	0
IQ SOFTWARE CORP.	48,475	48,475	0	0
IRIS COMPUTING	1,180	1,180	0	1,180
IRIS ELECTRONICS	2,711	2,711	0	0
IRONWOOD ELECTRONICS	2,872	2,872	0	0
ISCO, INC.	14,647	13,840	807	0
ISE	13,902	10,802	3,100	13,902
ISI LITHOGRAPHY	13,000	13,000	0	0
ISLAND SOFTWARE CORP.	3,631	3,631	0	0
ISOGON CORP.	3,968	3,968	0	0
ISOMET CORP.	4,090	4,090	0	0
ISOTEC, INC.	21,843	21,843	0	0
ISOTHERMAL SYSTEMS RESEARCH	6,780	6,780	0	0
ISOTOPE PRODUCTS LABORATORIES	6,972	4,207	2,765	0
ISOWAVE	11,520	0	11,520	0
ISP TECHNOLOGIES	3,050	3,050	0	0
ISSI	5,000	5,000	0	0
IT CORP.	2,201,311	2,201,311	0	2,201,311
ITAC SYSTEMS, INC.	1,184	1,184	0	0
ITAL ELECTRONIC SALES, INC.	2,300	2,300	0	0
ITASCA CONSULTING GROUP, INC.	11,600	11,600	0	0
ITT CANNON	29,220	29,220	0	0
ITT CORP.	594,140	594,140	0	0
ITT FEDERAL SERVICES CORP.	500,000	500,000	0	0
ITT POMONA ELECTRONICS	1,479	554	926	554
ITT SYSTEMS & SCIENCES CORP.	1,175,093	1,175,093	0	36,000
J&D AUTO PARTS	15,037	15,037	0	0
J&J PAPER & PACKAGING, INC.	2,147	0	2,147	0
J&R RESTAURANT EQUIPMENT	1,575	1,575	0	1,575
J&S ELECTRIC CO., INC.	757,646	757,646	0	757,646
J MICRO TECHNOLOGY	1,230	1,230	0	0
JACO ELECTRONICS, INC.	10,200	10,200	0	0
JACOBS ENGINEERING GROUP, INC.	2,500	2,500	0	2,500
JACOBS, EDDY L.	3,000	3,000	0	3,000
JACOBY & ASSOCIATES	1,809	0	1,809	0
JAFFA, DR. ELLIOTT B.	5,450	5,450	0	0
JAGUAR PRECISION MACHINE CORP.	108,494	108,494	0	108,494
JAKE'S WIRE ROPE SERVICE	2,900	2,900	0	0
JAMECO ELECTRONICS	3,457	3,405	52	0
JAMES, COOKE & HOBSON, INC.	10,080	10,080	0	10,080
JANCO CORP.	9,621	9,621	0	0
JANE'S INFORMATION GROUP, INC.	3,961	3,961	0	0
JANIS RESEARCH CO.	3,000	3,000	0	0

Supplier Name	Total \$	SNL/NM \$	SNL/CA \$	NM \$
JANKOWSKI, RICHARD T.	29,500	29,500	0	29,500
JANOS TECHNOLOGY, INC.	15,896	4,939	10,957	0
JANOWSKI, MARTIN J.	10,000	10,000	0	0
JAPAN DIGITAL LABORATORY CO., LTD.	2,638	0	2,638	0
JAPAN NEW TECHNOLOGIES DIRECT EXPORT CORP.	12,267	12,267	0	0
JAYCOR	610,757	610,757	0	474,518
JAZ MANUFACTURING, INC.	11,094	11,094	0	11,094
JB HEATING & COOLING	2,490	2,490	0	2,490
JCA TECHNOLOGY	6,750	6,750	0	0
JDS FITEL INTERNATIONAL, INC.	7,255	7,255	0	0
JEFFERSON, ROBERT M.	10,000	10,000	0	10,000
JEFFERS, SAM L.	1,000	1,000	0	1,000
JELIGHT CO., INC.	14,370	14,370	0	0
JENKINS MACHINERY CO.	3,899	0	3,899	0
JENSEN TOOLS, INC.	13,705	13,375	330	0
JEOL USA, INC.	764,416	626,367	138,049	0
JESKELL	2,620	0	2,620	0
JET EDGE, INC.	3,600	3,600	0	0
JETTA INTERNATIONAL, INC.	3,222	3,222	0	0
JFW INDUSTRIES, INC.	4,783	4,783	0	0
J-H SUPPLY	9,855	9,855	0	9,855
JIMINEZ, JAVIER E.	10,000	10,000	0	10,000
J-KEM ELECTRONICS	5,183	0	5,183	0
JM FIBER OPTICS, INC.	1,630	1,630	0	0
JMAR PRECISION SYSTEMS, INC.	1,000	1,000	0	0
J-MAR & ASSOCIATES, INC.	10,262	10,262	0	10,262
JOERGER ENTERPRISES, INC.	4,995	4,995	0	0
JOHANSON & SON MACHINE CORP.	3,890	3,890	0	0
JOHNS HOPKINS UNIVERSITY	303,780	303,780	0	0
JOHNS MANVILLE INTERNATIONAL, INC.	1,359	1,359	0	0
JOHNSON CONTROLS WORLD SERVICE, INC.	298,958	0	298,958	0
JOHNSON DATA TELEMETRY CORP.	1,569	1,569	0	0
JOHNSON & JOHNSON	43,975	43,975	0	0
JOHNSON-MATTHEY, INC.	27,720	18,086	9,634	0
JOHNSON, DONALD W.	1,000	1,000	0	0
JOHNSON, PROF. GEORGE C.	18,000	0	18,000	0
JOHNSTECH INTERNATIONAL CORP.	38,750	38,750	0	0
JOHNSTON CO., THE	21,251	21,251	0	21,251
JOINT PROFESSIONAL SOLUTIONS & SERVICES (JPSS)	80,070	80,070	0	80,070
JONATHAN MANUFACTURING CORP.	6,673	6,673	0	0
JONATH, ARTHUR, PHD	15,000	15,000	0	0
JONES METAL PRODUCTS CO., THE	6,558	6,558	0	0
JONES, ERIKA & ASSOCIATES, INC.	69,980	69,980	0	69,980
JONES, HOWARD M.	40,000	40,000	0	40,000
JONES, ORVAL E.	2,500	2,500	0	2,500
JONES, ROBERT H.	20,000	20,000	0	0
JONSSON, GUOBJORN	9,000	9,000	0	0
JORDANOV, DR. VALENTIN	15,500	0	15,500	0
JORGENSEN, JAMES L.	26,000	26,000	0	0
JORWAY CORP.	1,675	0	1,675	0
JOSLYN HI-VOLTAGE CORP.	11,500	11,500	0	0
JOSLYN SUNBANK	2,331	2,331	0	0
JOSSE, FABIEN	16,000	16,000	0	0
JOSTEN'S, INC.	3,576	3,576	0	3,576
JOYCE & ASSOCIATES	32,000	12,000	20,000	0
JPC CONTROLS	7,781	7,781	0	0
JR 3, INC.	1,300	1,300	0	0

Supplier Name	Total \$	SNL/NM \$	SNL/CA \$	NM \$
JS TECHNICAL SERVICES	5,190	5,190	0	0
JTI SYSTEMS, INC.	67,750	67,750	0	67,750
JULABO USA, INC.	3,000	3,000	0	0
JULE-ART, INC.	1,810	1,810	0	1,810
JUNIPER MOUNTAIN METALWORKS	2,900	2,900	0	2,900
JV RIGGING, INC.	2,100	2,100	0	0
JVC PROFESSIONAL PRODUCTS CO.	30,014	30,014	0	30,014
JW INDUSTRIES, INC.	65,306	65,306	0	65,306
JWR, INC.	16,000	16,000	0	16,000
K&L MICROWAVE, INC.	84,186	84,186	0	0
K & US EQUIPMENT	12,000	12,000	0	0
KACHINA FLUID POWER	1,018	1,018	0	0
KACHINA TESTING LABS	4,876	4,876	0	0
KAEHR METAL FINISHING	520,809	520,809	0	520,809
K Aidan	1,230	1,230	0	0
KAISER ALUMINUM & CHEMICAL CORP.	2,000	0	2,000	0
KAISER FOUNDATION HEALTH PLAN, INC.	1,600,000	0	1,600,000	0
KAISER OPTICAL SYSTEMS, INC.	3,516	0	3,516	0
KALAMAZOO TECHNICAL FURNITURE, INC.	7,845	7,845	0	0
KALMAR AC, INC.	11,070	0	11,070	0
KAMAN INDUSTRIAL TECHNOLOGIES CORP.	55,388	55,388	0	55,388
KANGAROO TECHNOLOGIES CORP.	15,222	0	15,222	0
KANTER, DR. ARNOLD	10,000	10,000	0	0
KANTHAL CORP.	2,361	0	2,361	0
KAR PRODUCTS, INC.	5,920	0	5,920	0
KARAGOZIAN & CASE STRUCTURAL ENGINEERS	140,000	140,000	0	0
KARPOV INSTITUTE OF PHYSICAL CHEMISTRY	70,297	70,297	0	0
KASSICIEH, SULEIMAN K.	10,000	10,000	0	10,000
KASS, WILLIAM J.	65,000	65,000	0	65,000
KATES, W. A. CO.	1,517	1,517	0	0
KAUFMANS WEST	423,351	423,351	0	423,351
KAWASAKI OF NEW MEXICO	8,380	8,380	0	8,380
KAZARIANS & ASSOCIATES	200,000	200,000	0	0
KB ATO	5,316,456	5,316,456	0	0
KD COMPONENTS, INC.	4,900	4,900	0	0
KD SCIENTIFIC	1,800	1,800	0	0
KEEBLE & SHUCAT PHOTOGRAPHY	13,946	0	13,946	0
KEENE SANITARY SUPPLY	1,508	0	1,508	0
KEIL SOFTWARE, INC.	7,266	7,266	0	0
KEITHLEY INSTRUMENTS, INC.	156,404	153,409	2,995	99,611
KELLENBERGER, INC.	6,000	6,000	0	0
KELLER, J. J. & ASSOCIATES, INC.	2,340	2,340	0	0
KELLOGG CRANKSHAFT CO.	21,120	0	21,120	0
KELLY-MOORE PAINT CO., INC.	2,107	0	2,107	0
KEMTAH GROUP, INC., THE	133,350	133,350	0	133,350
KENDAL PRECISION MACHINING	24,076	24,076	0	24,076
KENNEDY, CHRIS	32,500	0	32,500	0
KENNEDY, M. S. CORP.	1,410	1,410	0	0
KENNEDY, RANDALL B.	70,803	0	70,803	0
KENNING, INC.	17,335	17,335	0	0
KENTUCKY METALS	3,354	3,354	0	0
KEPCO, INC.	38,524	24,937	13,587	18,601
KEPHART, ELISA M.	85,000	85,000	0	85,000
KEPNER-TREGOE, INC.	57,200	57,200	0	0
KERLEY, GERALD I.	80,000	80,000	0	80,000
KESSELMAN-JONES, INC.	55,000	55,000	0	55,000
KEVEX INSTRUMENTS, INC.	54,331	30,500	23,831	0
KEVLIN CORP.	78,000	78,000	0	0
KEWAUNEE SCIENTIFIC CORP.	2,016	2,016	0	0

Supplier Name	Total \$	SNL/NM \$	SNL/CA \$	NM \$
KEYENCE CORP. OF AMERICA	19,014	19,014	0	0
KEYSER TECHNOLOGY	154,800	154,800	0	154,800
KEYSTONE TECHNOLOGIES, INC.	58,302	58,302	0	58,302
KFKI ATOMIC ENERGY RESEARCH INSTITUTE	21,587	21,587	0	0
KGP TELECOMMUNICATIONS	15,488	0	15,488	0
KGS ELECTRONICS	6,130	6,130	0	0
KHORAL RESEARCH, INC.	14,105	14,105	0	14,105
KHORASANI, FRED	12,000	12,000	0	0
KIEV INSTITUTE FOR NUCLEAR RESEARCH	27,713	27,713	0	0
KILOVAC CORP.	20,973	20,973	0	0
KIMBALL PHYSICS, INC.	17,722	17,722	0	0
KINEDYNE CORP.	2,256	2,256	0	0
KINESIX CORP.	3,900	3,900	0	0
KINETIC SYSTEMS CORP.	78,811	78,811	0	0
KING CONTROLS	1,280	1,280	0	0
KING NUTRONICS CORP.	78,361	78,361	0	0
KINKO'S COPY CENTER	1,468	1,468	0	223
KIN-TEK LABORATORIES, INC.	3,347	3,347	0	0
KIPP & ZONEN	3,325	3,325	0	0
KIRK AIR CO., INC.	197,492	197,492	0	197,492
KISTLER INSTRUMENT CORP.	12,562	6,160	6,402	0
KJC OPERATING CO.	10,000	10,000	0	0
KJS ASSOCIATES	4,190	4,190	0	0
KKIQ	3,800	0	3,800	0
KL GROUP	18,373	18,373	0	0
KLA-TENCOR CORP.	441,775	441,775	0	0
KLEIN ENTERPRISES	1,415	1,415	0	1,415
KLEINFELDER, INC.	1,200	1,200	0	1,200
KLIPPENSTEIN, STEPHEN	10,000	0	10,000	0
KLONTECH INDUSTRIAL SALES	7,372	7,372	0	0
KNADJIAN'S, INC.	52,250	52,250	0	0
KNAVE OF ALL TRADES	1,101	1,101	0	1,101
KNF NEUBERGER	2,156	2,156	0	0
KNIGHT PIESOLD	12,000	12,000	0	0
KNIGHTS ARMAMENT CO.	2,784	2,784	0	0
KNIGHT, GARY D.	2,500	2,500	0	0
KNOWLES ELECTRONICS, INC.	2,371	2,371	0	0
KNOWLTON, ROBERT	5,000	5,000	0	5,000
KNUDSEN, HAROLD	20,000	20,000	0	20,000
KOBOS, PETER H.	11,000	11,000	0	0
KOCH, STEPHAN W.	15,000	15,000	0	15,000
KOHEN, ELIOT	8,000	8,000	0	8,000
KOHLHAAS CORP.	7,350	7,350	0	7,350
KOLLMANN, PROF. WOLFGANG	12,000	0	12,000	0
KOLLMORGEN CORP.	27,036	0	27,036	0
KOMTEK CORP.	3,500	3,500	0	1,500
KONE, J. S. & CO.	11,670	11,670	0	11,670
KONICA BUSINESS MACHINES USA, INC.	2,714,288	2,714,288	0	3,288
KONTES GLASS CO.	1,100	1,100	0	0
KOONIN, DR. STEVEN E.	3,722	3,722	0	0
KOPCSAK, GEORGE C. ASSOCIATES, LL	36,000	36,000	0	0
KOPIN CORP.	11,940	11,940	0	0
KOZMETSKY, DR. GEORGE	10,000	10,000	0	0
KPMG PEAT MARWICK	104,091	104,091	0	104,091
KRASNOYARSK	505,000	505,000	0	0
KRAYDEN, INC.	2,384	2,384	0	0
KREMPL, DR. ERHARD	1,500	1,500	0	0
KREX COMPUTERS	1,970	1,970	0	0
KRIDER, PROF. E. PHILIP	13,000	0	13,000	0

Supplier Name	Total \$	SNL/NM \$	SNL/CA \$	NM \$
KRIEGEL, JACK & ASSOCIATES	2,590	2,590	0	0
KROHN-HITE CORP.	2,995	2,995	0	0
KROKO, L. J., INC.	9,000	9,000	0	0
KRUEGER INTERNATIONAL	3,384	3,384	0	0
KRUSS USA	2,635	0	2,635	0
KRYLOV SHIPBUILDING RESEARCH INSTITUTE	18,749	18,749	0	0
K-SPACE ASSOCIATES, INC.	34,649	34,649	0	0
KT COMPUTERS	2,863	0	2,863	0
KTECH CORP.	60,955,876	60,955,876	0	60,955,876
KUEPER, DR. BERNARD H.	10,000	10,000	0	0
KULICKE & SOFFA INDUSTRIES, INC.	193,484	191,041	2,443	0
KULITE SEMICONDUCTOR PRODUCTS, INC.	25,347	25,347	0	0
KUNHARDT, ERICH E.	71,000	71,000	0	0
KURCHATOV INSTITUTE	7,193,050	7,193,050	0	0
KURT'S CAMERA CORRAL, INC.	164,913	164,913	0	164,913
KURZ INSTRUMENTS, INC.	8,445	8,445	0	0
KWIATKOWSKI, JOSEPH	10,000	10,000	0	0
KWIK KOPY PRINTING	2,000	2,000	0	0
KYBERPASS CORP.	6,500	6,500	0	0
KYLMAR (KMC), LTD	913,332	913,332	0	0
KYOCERA AMERICA, INC.	1,000	0	1,000	0
KYOCERA INDUSTRIAL CERAMICS CORP.	1,208	1,208	0	0
KYOCERA INTERNATIONAL, INC.	32,000	32,000	0	0
KYSER CO.	48,643	48,643	0	48,643
KZK POWDER TECHNOLOGIES CORP.	7,854	7,854	0	0
L&F INDUSTRIES	6,777	6,777	0	0
L&M TECHNOLOGIES, INC.	1,563,515	1,563,515	0	1,563,515
L3 COMMUNICATIONS CORP.	964,306	728,380	235,926	59,368
L3 COMMUNICATIONS NARDA MICROWAVE EAST	28,338	28,338	0	0
LA PLAZA TELECOMMUNITY	1,500	1,500	0	1,500
LAB FABRICATORS, CO.	2,710	2,710	0	0
LAB SAFETY SUPPLY, INC.	34,438	20,760	13,678	0
LABCONCO	5,878	5,878	0	0
LABORATORY EQUIPMENT CORP.	14,855	0	14,855	0
LABORATORY TECHNOLOGIES CORP. (LABTECH)	1,445	1,445	0	0
LABSPHERE, INC.	9,660	9,660	0	0
LABTEK SCIENTIFIC INSTRUMENTS	8,171	0	8,171	0
LACIE LIMITED	2,096	2,096	0	0
LADE, POUL V.	45,000	45,000	0	0
LAFFERTY, CHARLES B.	5,000	5,000	0	5,000
LAGREE & ASSOCIATES	2,938	2,938	0	2,938
LAHEY COMPUTER SYSTEMS, INC.	7,962	6,472	1,490	0
LAH, INC.	95,000	95,000	0	0
LAKESHORE CRYOTRONICS	18,137	18,137	0	0
LAM RESEARCH, INC.	722,230	722,230	0	0
LAMBDA EMI, INC.	2,191	2,191	0	0
LAMBDA PHYSIK, INC.	405,898	236,645	169,253	0
LAMBRECHT, KARL CORP.	1,395	1,395	0	0
LAMINATED FILMS & PACKAGING	10,995	10,995	0	0
LANCASTER METALS SCIENCE CORP.	4,743	4,743	0	0
LANDSCAPE FORM, INC.	6,815	0	6,815	0
LANDSEA SYSTEMS, INC.	791,440	791,440	0	0
LANDSTAR LIGON	1,900	1,900	0	0
LANE, EDWARD L.	16,000	16,000	0	16,000
LANGE, ART	17,000	17,000	0	0
LANIER WORLDWIDE, INC.	29,721	3,461	26,261	1,271
LANNING, PHILLIPS & ASSOCIATES	87,201	87,201	0	0
LANTRONIX	7,121	7,121	0	0
LAPPIN, MARGUERITE M.	15,000	15,000	0	15,000

Supplier Name	Total \$	SNL/NM \$	SNL/CA \$	NM \$
LAPTOP SOLUTIONS, INC.	1,830	1,830	0	0
LARSEN BROTHERS LUMBER CO.	2,367	0	2,367	0
LARSON-DAVIS LABORATORIES	2,148	2,148	0	0
LASER ANALYTICAL SYSTEMS	71,849	0	71,849	0
LASER COMP	18,990	0	18,990	0
LASER EXPRESSIONS	2,450	0	2,450	0
LASER FARE	8,400	8,400	0	0
LASER INNOVATIONS	18,680	18,680	0	0
LASER LIFE TECHNOLOGIES	292,334	0	292,334	0
LASER MACHINING CENTER, INC.	2,144	0	2,144	0
LASER MODULES, INC.	4,980	4,980	0	0
LASER PHOTONICS, INC.	33,545	2,805	30,740	0
LASER POWER OPTICS	14,077	4,000	10,077	0
LASER PROBE, INC.	3,200	3,200	0	0
LASE-R SHIELD, INC.	6,921	5,751	1,170	6,921
LASER TECHNICAL SERVICES	7,400	7,400	0	0
LASERFAB, INC. OF CA	4,517	4,517	0	0
LASERMAX, INC.	2,700	2,700	0	0
LASIRIS, INC.	2,950	2,950	0	0
LAVENIR TECHNOLOGY	3,499	0	3,499	0
LAVERNIA, DR. ENRIQUE	48,800	0	48,800	0
LAW CYPRESS DISTRIBUTING CO.	3,792	3,792	0	0
LAWRENCE SEMICONDUCTOR RESEARCH LABORATORY, INC.	107,700	107,700	0	0
LAWRENCE, BOB & ASSOCIATES, INC.	279,989	279,989	0	0
LAWSON DRAYAGE, INC.	4,875	0	4,875	0
LAYTON GRAPHICS, INC.	5,000	5,000	0	0
LC ENTERPRISES	2,908	2,908	0	0
L-COM, INC.	5,072	817	4,255	0
LDJ ELECTRONICS, INC.	18,300	18,300	0	0
LEADING TECHNOLOGY COMPOSITES	28,585	28,585	0	0
LEADTEK RESEARCH, INC.	24,700	24,700	0	0
LEAL, EVA	2,999	2,999	0	0
LEARNING TREE INTERNATIONAL USA, INC.	99,057	99,057	0	0
LEARNING WORKS, INC.	17,500	17,500	0	0
LEBOW CO.	40,380	29,560	10,820	0
LECO CORP.	5,399	4,849	550	0
LECROY CORP.	520,237	441,181	79,056	0
LEEMAN LABS, INC.	81,585	81,585	0	0
LEE, CHARLES S.	104,000	104,000	0	104,000
LEGATO SYSTEMS, INC.	10,920	7,420	3,500	0
LEGI-SLATE, INC.	55,090	55,090	0	0
LEHIGH UNIVERSITY	140,162	140,162	0	0
LEHIGHTON ELECTRONICS, INC.	4,890	4,890	0	0
LEHMAN, THEODORE H.	20,000	20,000	0	20,000
LEICA, INC.	27,900	27,900	0	0
LEIGHLEY, TERRY	25,000	0	25,000	25,000
LEINER ASSOCIATES, INC.	18,950	18,950	0	0
LEK TECHNOLOGIES, INC.	14,694	14,694	0	0
LELAND LIMITED, INC.	1,039	1,039	0	0
LEM DYNAMP, INC.	2,350	2,350	0	0
LEM USA, INC.	1,350	1,350	0	0
LENANN MCGOOKEY GARDNER MANAGEMENT CONSULTING	4,600	4,600	0	4,600
LEO ELECTRON MICROSCOPY	22,340	22,340	0	0
LESKER, KURT J. CO.	58,620	54,323	4,297	0
LEVERING, ROBERT	8,500	8,500	0	0
LEVINSON INSTITUTE, THE	200,000	200,000	0	0
LEVIN, LOUIS & SONS INC	15,546	14,919	627	0

Supplier Name	Total \$	SNL/NM \$	SNL/CA \$	NM \$
LEVI, RAY & SHOUP, INC.	6,324	6,324	0	0
LEVY, SAMUEL C.	2,000	2,000	0	0
LEWIS, STUART	11,000	11,000	0	0
LEXEL LASER, INC.	29,000	29,000	0	0
LEXIS-NEXIS	20,000	20,000	0	0
LEXMARK INTERNATIONAL, INC.	2,876	2,876	0	0
LEYBOLD INFICON	46,660	41,410	5,250	0
LEYBOLD VACUUM PRODUCTS, INC.	149,130	73,745	75,385	0
LIBERTY RESEARCH	4,870	4,870	0	0
LIBURDI DIMETRICS CORP.	18,351	18,351	0	0
LICHT, E. CO.	37,262	37,262	0	0
LIEBERT CORP.	36,036	36,036	0	0
LIEBIG, TRACEY	1,125	0	1,125	0
LIFT EQUIPMENT CERTIFICATION CO.	5,655	5,655	0	0
LIGHT AGE, INC.	4,200	4,200	0	0
LIGHT PATH TECHNOLOGIES, INC.	1,740	1,740	0	1,740
LIGHTNING PROTECTION CORP.	19,072	19,072	0	0
LIGHTWAVE COMMUNICATIONS, INC.	115,809	115,809	0	0
LIGHTWAVE ELECTRONICS CORP.	109,417	38,910	70,507	0
LIM & ORZECOWSKI ASSOCIATES	25,000	0	25,000	0
LIMIT POINT SYSTEMS	515,000	0	515,000	0
LINCO	9,029	9,029	0	9,029
LINCOLN COMPOSITES	38,367	0	38,367	0
LINDBERG/BLUE M	25,670	25,670	0	0
LINDGREN RF ENCLOSURES, INC.	79,997	79,997	0	79,997
LINEAR TECHNOLOGY CORP.	20,650	20,650	0	20,650
LING DYNAMICS SYSTEM	17,155	17,155	0	0
LING ELECTRONICS, INC.	12,158	4,600	7,558	0
LION PRECISION	12,720	12,720	0	0
LISTA INTERNATIONAL CORP.	6,047	6,047	0	0
LIST, GEORGE	12,000	12,000	0	0
LITE-CHECK, INC.	9,100	9,100	0	0
LITHEXCEL	38,281	38,281	0	38,281
LITTLEFORD DAY, INC.	1,240	0	1,240	0
LITTON AIRTRON	29,844	29,844	0	0
LITTON ELECTRON DEVICES	11,632	11,632	0	0
LITTON SYSTEMS, INC.	279,535	279,535	0	0
LIU, WING KAM	25,000	25,000	0	0
LIVELY EQUIPMENT CO.	12,943	12,943	0	12,943
LIVERMORE CYCLERY	2,290	0	2,290	0
LIVESAY CONSULTANTS	90,000	90,000	0	0
LLOYD'S REGISTER	17,712	17,712	0	0
LMC PROPERTIES, INC.	594,899	594,899	0	0
LMI SELCOM	7,300	0	7,300	0
LNR COMMUNICATIONS, INC.	129,186	129,186	0	0
LOCKHEED MARTIN ADVANCED ENVIRONMENTAL SYSTEMS (LMAES)	3,398	3,398	0	3,398
LOCKHEED MARTIN CORP.	54,089	54,089	0	0
LOCKHEED MARTIN EIS	5,500	0	5,500	0
LOCKHEED MARTIN ENERGY SYSTEMS	3,200	3,200	0	0
LOCKHEED MARTIN FEDERAL SYSTEMS (LMFS)	66,960	66,960	0	0
LOCKHEED MARTIN PRICE SYSTEMS, INC.	11,813	0	11,813	0
LOCKHEED MISSILES & SPACE CO., INC.	45,782	10,000	35,782	0
LOCKWOOD GREENE TECHNOLOGIES	437,378	437,378	0	0
LODESTAR, LTD. CO.	3,000	3,000	0	3,000
LOEL SYSTEMS INTEGRATION, INC.	66,409	66,409	0	66,409
LOGAN & ASSOCIATES	38,320	37,120	1,200	35,320
LOGIC WORKS, INC.	11,221	11,221	0	0
LONG, JIM CO., INC.	14,727	14,727	0	0

Supplier Name	Total \$	SNL/NM \$	SNL/CA \$	NM \$
LOPEZ-AVILA, DR. VIORICA	1,500	1,500	0	0
LOPEZ, JESUS	20,000	20,000	0	0
LOPEZ, JOSE D.	2,000	2,000	0	2,000
LORANGER INTERNATIONAL CORP.	7,285	7,285	0	0
LORE INTERNATIONAL INSTITUTE	14,400	14,400	0	0
LORIMER, H. CORP.	7,450	7,450	0	0
LOS ALAMOS MEDICAL CENTER	20,683	20,683	0	20,683
LOS ALAMOS TECHNICAL ASSOCIATES, INC.	751,164	751,164	0	751,164
LOS GATOS RESEARCH	29,167	0	29,167	0
LOUISIANA STATE UNIVERSITY	26,086	26,086	0	0
LOUISIANA TECH UNIVERSITY	10,000	10,000	0	0
LOVE, JERRY	50,000	50,000	0	50,000
LOWE, PAUL	49,920	0	49,920	0
LRL ENERGY SERVICES	398,000	398,000	0	0
LSI PHOTOMASKS	1,285	0	1,285	0
L-SOFT INTERNATIONAL	11,876	11,876	0	0
LUBIN, L. J., INC.	738,656	738,656	0	738,656
LUCAS CONTROL SYSTEMS PRODUCTS	11,368	11,368	0	0
LUCAS/SIGNATONE CORP.	7,631	7,631	0	0
LUCE PRESS CLIPPINGS	15,000	15,000	0	0
LUCENT TECHNOLOGIES	2,017,392	1,848,262	169,130	78,052
LUDECA, INC.	13,500	13,500	0	0
LUDLUM MEASUREMENTS, INC.	16,857	16,712	145	0
LUETHY, RALPH	24,500	24,500	0	0
LUGEN INDUSTRIES	9,500	9,500	0	0
LUGER, GEORGE	54,000	54,000	0	54,000
LUJAN SOFTWARE SERVICES, INC.	49,049	49,049	0	49,049
LUMONICS, INC.	401,106	401,106	0	0
LUNAIRE, LTD.	26,620	26,620	0	0
LUNDEEN & ASSOCIATES	3,600	0	3,600	0
LUX STEEL INC	1,631	1,631	0	0
LUXEL CORP.	70,000	0	70,000	0
LUXOR CORP.	3,000	3,000	0	0
LUXTRON CORP.	7,800	7,000	800	0
LYNX REAL-TIME SYSTEMS, INC.	16,740	16,740	0	0
M&K ENTERPRISES	19,600	19,600	0	0
M&N METALS	15,285	15,285	0	0
M/A-COM GOVERNMENT PRODUCTS, INC.	4,655	4,655	0	0
M/A-COM, INC.	31,107	31,107	0	0
M/C MANUFACTURING SERVICES	5,624	5,624	0	5,624
MAC ACADEMY	2,005	0	2,005	0
MAC MALL	1,503	1,503	0	0
MAC MARKET	6,634	6,634	0	0
MAC WAREHOUSE	178,418	17,157	161,260	0
MACCABE, ARTHUR B.	4,600	4,600	0	4,600
MACCOR, INC.	91,169	91,169	0	0
MACDERMID, INC.	4,564	0	4,564	0
MACDONALD, R. F. CO.	2,135	0	2,135	0
MACFARLANE, JOSEPH J.	5,000	5,000	0	0
MACHINE SUPPLY CO.	1,471	1,471	0	0
MACHINERY SALES CO.	3,275	0	3,275	0
MACLACHLAN, DR. ALEXANDER	10,000	10,000	0	0
MACNEAL-SCHWENDLER CORP., THE	500,000	500,000	0	0
MACOSER, INC.	3,171	3,171	0	0
MACRO SENSORS	3,082	0	3,082	0
MACSYMA, INC.	3,298	3,298	0	0
MADISON OPTICAL, INC.	2,898	2,898	0	0
MADSEN, MARTIN CO.	1,605	0	1,605	0
MADSEN, RONALD	47,300	47,300	0	47,300

Supplier Name	Total \$	SNL/NM \$	SNL/CA \$	NM \$
MAGNA-LOCK USA	1,806	1,806	0	0
MAGNET ENTERPRISES INTERNATIONAL	2,000	2,000	0	0
MAGNETIC SHIELD CORP.	2,380	2,380	0	0
MAGNUM PRECISION MACHINES, INC.	53,704	53,704	0	53,704
MAGORIAN, THOMAS R.	50,000	50,000	0	0
MAGSOFT CORP.	1,491	0	1,491	0
MAHNKEN, THOMAS	13,500	13,500	0	0
MAHR CORP.	41,010	41,010	0	0
MAIL WELL ENVELOPE	1,432	0	1,432	0
MAJOR TOOL & MACHINE, INC.	549,948	549,948	0	0
MAJORS SCIENTIFIC BOOKS, INC.	3,756	3,756	0	0
MALLOY, ELIZABETH J.	19,000	19,000	0	19,000
MALOY MOBILE STORAGE	14,095	14,095	0	14,095
MAMMOTH MOUNTAIN SELF STORAGE	2,340	2,340	0	0
MANAGEMENT CONCEPTS, INC.	18,455	18,455	0	0
MANAGEMENT CONSULTANTS	153,000	153,000	0	153,000
MANAGEMENT CONTROL SYSTEMS	3,074	3,074	0	0
MANAGEMENT & ENGINEERING SERVICES	13,000	13,000	0	13,000
MANFREDI, LOUIS	58,500	58,500	0	0
MANHATTAN PRODUCTION MUSIC	5,100	5,100	0	0
MANNESMANN DEMATIC CORP.	3,120	3,120	0	0
MAPPING INFORMATION SYSTEMS CORP.	7,585	7,585	0	0
MARC CORP.	50,000	50,000	0	0
MARCH ELECTRONICS, INC.	1,520	1,520	0	0
MARCH INSTRUMENTS, INC.	36,700	36,700	0	0
MARCHI ASSOCIATES	1,524	1,524	0	0
MARCHI-NORMAN ASSOCIATES	1,034	0	1,034	0
MARCO STEEL & ALUMINUM, INC.	29,520	29,520	0	29,520
MARGAR OPTICAL, INC.	4,000	4,000	0	0
MARINE RISKS, INC.	12,000	12,000	0	0
MARION, JOHN	10,000	0	10,000	0
MARK OPTICS, INC.	5,445	0	5,445	0
MARK PRODUCTS	2,760	2,760	0	0
MARK SYSTEMS, INC.	2,965	2,965	0	0
MARKERTEK VIDEO SUPPLY	5,111	0	5,111	0
MARKI MICROWAVE	1,799	1,799	0	0
MARKIN, JACK T.	110,000	110,000	0	110,000
MARKS & ASSOCIATES	2,820	2,820	0	0
MARLIN TOOL, INC.	3,862	3,862	0	0
MARRIOTT MANAGEMENT SERVICES CORP.	113,000	113,000	0	0
MARSHALL INDUSTRIES	9,267	8,911	356	0
MARSH, DR. ERIC	15,000	0	15,000	0
MARTEK, INC.	8,245	8,245	0	0
MARTINEZ & TUREK, INC.	25,884	25,884	0	0
MARTINEZ, F. EDWARD	22,000	22,000	0	0
MARTINEZ, M. G.	5,000	5,000	0	5,000
MARTIN, DR. SAM	10,000	10,000	0	0
MARTIN, FROESCHNER & ASSOCIATES	2,540	0	2,540	0
MARTIN, M. B. & CO.	4,410	4,410	0	0
MARUBENI INTERNATIONAL ELECTRONICS CORP.	3,400	3,400	0	0
MARWAY POWER SYSTEMS	12,420	12,420	0	0
MARYLAND MPC LLL	5,854	5,854	0	0
MAS	2,400	0	2,400	0
MASSACHUSETTS INSTITUTE OF TECHNOLOGY	400,042	300,042	100,000	0
MASSEY-JOHNSON ASSOCIATES	1,306	1,306	0	1,306
MASS-FLEX RESEARCH	4,800	4,800	0	0
MASSOPUST, PROF. PETER R.	20,000	20,000	0	0
MASTER PUMPS & EQUIPMENT	20,473	20,473	0	0
MASTERMIND TECHNOLOGIES, INC.	3,095,067	3,095,067	0	3,095,067

Supplier Name	Total \$	SNL/NM \$	SNL/CA \$	NM \$
MASTERY TECHNOLOGIES, INC.	1,188	1,188	0	0
MATE PRECISION TOOLING	8,699	8,699	0	0
MATECK	21,930	0	21,930	0
MATERIAL HANDLING SPECIALISTS	4,487	4,487	0	4,487
MATERIALS DATA, INC.	19,775	19,775	0	0
MATERIALS DIAGONSTICS	3,250	0	3,250	0
MATERIALS, INC.	28,675	28,675	0	28,675
MATH ASSOCIATES, INC.	6,115	769	5,346	0
MATHESON GAS PRODUCTS, INC.	7,704	165	7,539	0
MATHESON/SEMIGAS SYSTEMS	28,087	28,087	0	0
MATHEWS ASSOCIATES, INC.	1,120	1,120	0	0
MATHEWS, FLOYD H.	50,000	50,000	0	50,000
MATHIS, R. D. CO.	6,430	6,203	227	0
MATHSOFT, INC.	7,049	7,049	0	0
MATHWORKS, INC., THE	311,386	276,012	35,374	0
MATRIX INTEGRATED SYSTEMS, INC.	137,913	137,913	0	0
MATRIX INTERFACE TECHNOLOGIES	3,170	3,170	0	0
MATRIX INTERNATIONAL LOGISTICS, INC.	211,692	211,692	0	0
MATRIX SERVICE, INC.	511,603	511,603	0	0
MATRIX SYSTEMS CORP.	16,806	16,806	0	0
MATSUSADA PRECISION DEVICE	2,900	0	2,900	0
MATT-CHLOR, INC.	3,540	3,540	0	0
MATTSON INSTRUMENTS, INC.	3,058	3,058	0	0
MAURER ENGINEERING	125,000	125,000	0	0
MAURY MICROWAVE CORP.	2,235	2,235	0	0
MAXAERO	1,500	1,500	0	0
MAXIMUM SECURITY AGENCY	3,000	3,000	0	3,000
MAXON PRECISION MOTORS	3,377	3,377	0	0
MAXPOWER, INC.	20,000	0	20,000	0
MAXTECH, INC.	27,528	27,528	0	0
MAXTEK, INC.	1,440	1,440	0	0
MAXWELL FEDERAL DIVISION, INC.	231,553	231,553	0	0
MAXWELL PHYSICS INTERNATIONAL CO.	21,684	21,684	0	0
MAXWELL TECHNOLOGIES	9,094	9,094	0	0
MAY MANUFACTURING CO.	17,897	17,897	0	0
MAYAK PRODUCTION ASSOCIATION	2,375,558	2,375,558	0	0
MAYER, ANDREW J.	11,000	11,000	0	11,000
MAYHEW CO., THE	3,128	3,128	0	3,128
MAYLINE CO.	2,845	2,845	0	0
MAZAK CORP.	2,000	2,000	0	0
MC MACHINERY SYSTEMS	2,396	2,396	0	0
MCALLISTER TECHNICAL SERVICES	41,485	13,745	27,740	0
MCBRIDE & ASSOCIATES	17,837,622	17,766,752	70,871	17,837,622
MCCARTHY SCIENTIFIC CO.	3,510	3,510	0	0
MCCOY SALES CORP.	6,125	6,125	0	0
MCCOY & ASSOCIATES, INC.	44,600	44,600	0	0
MCCOY, W. KEITH	5,000	5,000	0	5,000
MCDADE-WOODCOCK, INC.	1,202,244	1,202,244	0	1,202,244
MCDERMOTT TECHNOLOGY, INC.	154,089	0	154,089	0
MCDOWELL, DAVID	26,000	0	26,000	0
MCFATE, PATRICIA	10,000	10,000	0	10,000
MCGOVERN, DOUGLAS	6,000	6,000	0	0
MCGOVERN, JAMES J.	20,000	20,000	0	0
MCKENNEY, JAMES	7,200	7,200	0	7,200
MCLARTY, SPIKE	2,500	2,500	0	0
MCLEAN MIDWEST	12,932	12,932	0	0
MCMANUS MICROWAVE	2,780	2,780	0	0
MCMASTER-CARR SUPPLY CO.	88,436	19,062	69,373	0
MCNC	7,250	7,250	0	0

Supplier Name	Total \$	SNL/NM \$	SNL/CA \$	NM \$
MCNEIL TECHNOLOGIES, INC.	186,000	150,000	36,000	0
MCP WAFER TECHNOLOGY, LTD.	10,705	10,705	0	0
MCPHERSON, INC.	65,776	9,906	55,870	0
MCSI	2,058	2,058	0	0
MCT INDUSTRIES, INC.	16,115	16,115	0	16,115
MCWHORTER'S STATIONERY	1,406	0	1,406	0
MDA SCIENTIFIC, INC.	1,650	1,650	0	0
MDC VACUUM PRODUCTS CORP.	148,774	37,600	111,174	0
MDL INFORMATION SYSTEMS, INC.	84,040	74,500	9,540	0
MDM/LAMB, INC.	1,000,000	1,000,000	0	1,000,000
MDV MARINE INDUSTRIES, LTD.	1,050	1,050	0	0
MEASUREMENT CONTROL SYSTEMS	1,556	1,556	0	0
MEASUREMENTS GROUP, INC.	46,588	43,970	2,618	60
MEASUREMENTS INTERNATIONAL, INC.	25,200	25,200	0	0
MEASUREMENTS SYSTEMS AMERICA	3,570	3,570	0	0
MECHANICAL DYNAMICS, INC.	15,552	15,552	0	0
MECTRON, INC.	1,003	1,003	0	0
MEDECO SECURITY LOCKS, INC.	15,301	0	15,301	0
MEDI	3,113	0	3,113	0
MEDIA CONCEPTS	19,250	19,250	0	0
MEDIA ON	4,498	0	4,498	0
MEDIAWORKS ADVERTISING SPECIALTIES	2,646	2,646	0	2,646
MEDTRONICS-SYNECTICS	1,500	1,500	0	0
MEGA INTERNATIONAL USA, INC.	13,410	13,410	0	13,410
MEGADRIVE SYSTEMS, INC.	7,992	7,992	0	0
MEGASOFT	2,800	2,800	0	2,800
MEGGAFLASH TECHNOLOGIES, LTD.	16,883	16,883	0	0
MEHRHOFF, THOMAS K.	35,000	35,000	0	0
MEISEI CORP.	2,256	2,256	0	0
MELCHER, INC.	5,966	5,966	0	0
MELCOR/MATERIALS ELECTRONIC PRODUCTS CORP.	2,846	2,846	0	0
MELIUS, DR. JAMES	1,000	1,000	0	0
MELLES-GRIOT, INC.	62,913	33,831	29,082	0
MELROE CO.	23,736	23,736	0	0
MEMC ELECTRONIC MATERIALS, INC.	306,850	306,850	0	0
MEMEX, INC.	12,255	12,255	0	0
MEMO SUN	4,520	4,520	0	0
MEMS OPTICAL, INC.	5,000	5,000	0	0
MEMS PRECISION INSTRUMENTS	5,030	5,030	0	0
MEMS TECHNOLOGY APPLICATIONS CENTER	3,125	3,125	0	0
MENDEL, CLIFFORD	35,000	35,000	0	35,000
MENDEZ, ANA G. UNIVERSITY SYSTEM	77,000	77,000	0	0
MENTOR GRAPHICS CORP.	222,311	222,311	0	0
MENTOR TECHNOLOGIES, INC.	11,600	11,600	0	0
MERCER, WILLIAM M., INC.	238,350	238,350	0	238,350
MERCHANTEK, INC.	3,995	3,995	0	0
MERCK & CO., INC.	12,000	12,000	0	0
MERCRON, INC.	6,030	6,030	0	0
MERCURY COMPUTER SYSTEMS, INC.	373,811	373,811	0	0
MERCURY INTERACTIVE CORP.	38,198	38,198	0	0
MERCURY WIRE PRODUCTS, INC.	5,128	5,128	0	0
MERKEL, MELVIN A.	5,000	5,000	0	0
MERRILL, JERRY	55,000	0	55,000	0
MERRIMAC INDUSTRIES, INC.	71,800	71,800	0	0
MESA EQUIPMENT & SUPPLY CO.	38,340	38,340	0	38,340
MESA OIL, INC.	4,964	4,964	0	0
MESA REPROGRAPHICS	38,435	38,435	0	38,435
MESA WEST, INC.	6,850	0	6,850	0

Supplier Name	Total \$	SNL/NM \$	SNL/CA \$	NM \$
MESSENGER, GEORGE C.	25,000	25,000	0	0
MET ONE INSTRUMENTS, INC.	10,354	10,354	0	0
METACREATIONS	1,594	0	1,594	0
METAL CRYSTALS & OXIDES, LTD.	1,646	0	1,646	0
METAL SAMPLES CO., INC.	6,172	3,816	2,356	0
METAL SPINNERS, INC.	5,430	0	5,430	0
METALLOGRAPHIC LABORATORY SERVICE	15,000	0	15,000	0
METALLURGICAL SUPPLY CO., INC.	35,257	35,257	0	0
MET-CHEM WEST	5,000	5,000	0	0
METEOROLOGICAL PRODUCTS, INC.	11,602	11,602	0	0
METEOR, INC.	3,271	3,271	0	0
METHODE ELECTRONICS	2,187	2,187	0	0
METHODE TECHNICAL COMPONENTS	1,919	1,919	0	0
METRAPLEX CORP.	103,800	103,800	0	0
METRICON CORP.	3,000	3,000	0	0
METRICS TECHNOLOGY, INC.	156,521	156,521	0	156,521
METRO CONTRACT GROUP	4,332	0	4,332	0
METRO-LINE INDUSTRIES, INC.	1,250	1,250	0	0
METROLOGY PROGRAMMING GROUP, LLC	5,000	0	5,000	0
METROPOLITAN LIFE	427,000	427,000	0	0
METROSONICS, INC.	3,655	3,655	0	0
METRUM-DATATAPE, INC.	48,493	104	48,389	0
METRUM, INC.	211,117	211,117	0	0
METTLER-TOLEDO, INC.	41,061	41,061	0	0
MEV TECHNOLOGY	9,560	9,560	0	0
MEXICAN ASOCIACION NACIONAL DE ENERGIA CENTRO DE INVESTIGACION EN ENERGIA DE LA UNAM PRIVADA XOCHICALCO S/N	7,000	7,000	0	0
MEYERS, CRAIG	9,000	9,000	0	0
MEYERS, RAY J.	143,000	143,000	0	0
M-F INDUSTRIES, INC.	7,825	7,825	0	0
MF PHYSICS CORP.	42,000	42,000	0	0
MGJ ENTERPRISES	4,318	4,318	0	4,318
MICHIGAN STATE UNIVERSITY	87,390	87,390	0	0
MICHIGAN TECHNOLOGICAL UNIVERSITY	25,000	25,000	0	0
MICKLOS, ANDREW	14,000	14,000	0	0
MICRION CORP.	336,300	336,300	0	0
MICRO FOCUS, INC.	3,651	3,651	0	0
MICRO HOUSE INTERNATIONAL	2,595	2,595	0	0
MICRO MEMORY, INC.	3,750	3,750	0	0
MICRO MO ELECTRONICS, INC.	5,880	5,880	0	0
MICRO OSCILLATOR, INC.	1,000	1,000	0	0
MICRO QUARTZ SCIENCES, INC	5,151	4,264	888	0
MICRO STRAIN	1,542	1,542	0	0
MICRO SUBSTRATES CORP.	5,900	5,900	0	0
MICRO SWISS, INC.	1,096	1,096	0	0
MICRO SYSTEMS, INC.	6,200	6,200	0	0
MICRO TECHNOLOGY, INC.	31,990	31,990	0	0
MICROAGE INFORMATION SERVICE	3,051	0	3,051	0
MICROCAL SOFTWARE, INC.	4,394	2,904	1,490	0
MICROCHEM CORP.	9,113	3,008	6,105	0
MICRO-COAX COMPONENTS, INC.	3,740	3,740	0	0
MICROCRAFT, INC.	125,386	125,386	0	0
MICRODOT CONNECTORS	2,129	2,129	0	0
MICRODYNE CORP.	430,623	428,023	2,600	0
MICROELECTRONICS CENTER OF NORTH CAROLINA	4,000	4,000	0	0
MICRO-FRAME TECHNOLOGIES, INC.	3,000	3,000	0	0
MICROLAB/FXR	10,520	10,520	0	0

Supplier Name	Total \$	SNL/NM \$	SNL/CA \$	NM \$
MICROLAND, INC.	137,353	137,353	0	137,353
MICROMANIPULATOR CO., INC., THE	35,739	25,635	10,104	0
MICROMASH	1,409	1,409	0	0
MICROMECH MANUFACTURING CORP.	70,683	0	70,683	0
MICROMEDEX, INC.	3,570	0	3,570	0
MICROMERITICS INSTRUMENT CORP.	8,595	8,466	129	0
MICROMET INSTRUMENTS, INC.	2,000	2,000	0	0
MICROMETALS, INC.	1,713	1,713	0	0
MICROMINT, INC.	1,490	1,490	0	0
MICRO-MODE PRODUCTS, INC.	40,774	40,774	0	0
MICRON COMPUTER, INC.	101,520	96,394	5,126	0
MICRON ELECTRONICS, INC.	379,060	104,229	274,831	0
MICRON INSTRUMENTS	1,136	1,136	0	0
MICROPAC INDUSTRIES, INC.	21,155	21,155	0	0
MICRO-RENT CORP.	2,300	0	2,300	0
MICROSCOPE DOCTOR	3,060	3,060	0	3,060
MICROSEMI CORP.	55,501	55,501	0	0
MICROSENSOR TECHNOLOGY, INC.	2,945	2,945	0	0
MICROSIM CORP.	30,115	28,615	1,500	0
MICROSOFT CORP.	6,348	5,824	524	0
MICROTECH ASSOCIATES, INC.	3,159	3,159	0	0
MICROTECH SCIENTIFIC	70,955	0	70,955	0
MICROTECH, INC.	1,186	1,186	0	0
MICROWAREHOUSE	54,115	34,370	19,745	0
MICROWAVE DEVELOPMENT CO., INC.	15,500	15,500	0	0
MICROWAVE DEVELOPMENT LABORATORIES, INC.	7,300	7,300	0	0
MICROWAVE RESOURCES, INC.	1,980	1,980	0	0
MICROWAVE SOLUTIONS, INC.	6,776	6,776	0	0
MICROWAY, INC.	26,265	15,202	11,063	0
MID-ATLANTIC FINISHING	1,400	0	1,400	0
MIDLAND INTERNATIONAL CORP.	2,997	2,997	0	0
MIDORI KAGAKU CO., LTD.	1,200	0	1,200	0
MIDWEST INDUSTRIAL SUPPLY, INC.	2,931	2,931	0	0
MIHALISIN ASSOCIATES, INC.	4,460	4,460	0	0
MIKE WALSH ENTERPRISES	158,615	158,615	0	0
MIKON COMPUTER SYSTEMS	1,083	0	1,083	0
MIKRON INSTRUMENT CO., INC.	33,721	27,261	6,460	0
MIL 3, INC.	225,150	125,650	99,500	0
MILLER DESK	1,420	1,420	0	1,420
MILLER, ROBERT L.	25,000	0	25,000	0
MILLIPORE CORP.	25,070	16,496	8,574	0
MILLIPORE TYLAN PRODUCTS	2,833	2,833	0	0
MILLITECH CORP.	7,737	7,737	0	0
MILL-ROSE CO.	1,100	1,100	0	0
MILSAP BODY	10,000	10,000	0	0
MIL-SPEC MAGNETICS, INC.	58,110	58,110	0	0
MINARIK ELECTRIC CO.	1,122	1,122	0	0
MINCO PRODUCTS, INC.	9,899	9,899	0	0
MINCO TECHNOLOGY LABS, INC.	13,230	13,230	0	0
MINE SAFETY APPLIANCES CO.	5,761	5,761	0	5,460
MIN-E-CON	4,965	4,965	0	0
MINI SYSTEMS, INC.	2,387	2,387	0	0
MINIATURE PRECISION BEARING CORP. (MPB)	19,747	19,747	0	0
MINIATURE PRODUCTS	24,206	24,206	0	24,206
MINI-CIRCUITS	14,188	12,818	1,370	0
MINICOMPUTER EXCHANGE	12,500	0	12,500	0
MINI-MITTER CO., INC.	20,120	20,120	0	0
MINITAB, INC.	13,335	13,335	0	0

Supplier Name	Total \$	SNL/NM \$	SNL/CA \$	NM \$
MINNESOTA MINING & MANUFACTURING CO.	6,344	5,873	471	0
MINNESOTA WESTERN	66,771	23,863	42,908	15,070
MINOLTA BUSINESS SYSTEMS	13,013	0	13,013	0
MISONIX, INC.	1,000	1,000	0	0
MISSION INSTRUMENTS CO.	3,039	3,039	0	0
MISSION RESEARCH CORP.	1,220,790	1,220,790	0	756,006
MITA COPYSTAR AMERICA	1,569	1,569	0	0
MITCHELL & GAUTHIER ASSOCIATES (MGA SOFTWARE)	1,399	1,399	0	0
MITCO INDUSTRIES, INC.	3,150	3,150	0	0
MITEQ, INC.	452,325	452,325	0	0
MITSUI & CO. USA, INC.	11,765	11,765	0	0
MK BATTERY	21,644	0	21,644	0
MKS INSTRUMENTS, INC.	164,502	39,767	124,735	25,932
MLC LEASING	15,807	15,807	0	15,807
MM RESEARCH, INC.	6,500	6,500	0	0
MOBILE DATA COMMUNICATIONS CORP.	7,892	7,892	0	0
MOBILE PLANET, INC.	15,385	15,385	0	0
MODEL PRODUCTS	13,445	13,445	0	13,445
MODEL TECHNOLOGY, INC.	1,015	1,015	0	0
MODULAR INTEGRATED TECHNOLOGIES, INC.	94,950	94,950	0	94,950
MODUTEK CORP.	46,647	46,647	0	0
MOELLER, DADE & ASSOCIATES	50,000	50,000	0	0
MOHR & ASSOCIATES	50,000	0	50,000	0
MOLECTRON DETECTOR, INC.	20,155	2,320	17,835	0
MOLECULAR PROBES	3,522	0	3,522	0
MOLECULAR SIMULATIONS, INC.	145,050	58,250	86,800	0
MOLEX INDUSTRIAL INTERNATIONAL	2,484	2,484	0	0
MOLINA-HORN, TONI	15,000	15,000	0	15,000
MOLZEN-CORBIN & ASSOCIATES, PA	627,689	627,689	0	627,689
MONITOR PRODUCTS CO.	2,639	2,639	0	0
MONOCRYSTALS CO.	9,180	9,180	0	0
MONSTER INTERACTIVE	1,500	1,500	0	1,500
MONTANA STATE UNIVERSITY	616,154	616,154	0	0
MONTANA TECH OF THE UNIVERSITY OF MONTANA	33,000	33,000	0	0
MONTEREY INSTITUTE OF INTERNATIONAL STUDIES	18,643	18,643	0	0
MONTGOMERY GROUP, THE	4,500	0	4,500	0
MONTY PROGRAM KB	1,000	1,000	0	0
MOODIE, MICHAEL L.	10,000	10,000	0	0
MOODY, TIMOTHY E.	3,400	3,400	0	0
MOORE BUSINESS FORMS, INC.	31,802	31,802	0	31,802
MOORE MEDICAL CORP.	5,020	5,020	0	0
MOORE PRODUCTS CO.	22,500	0	22,500	0
MOORE SPECIAL TOOL CO., INC.	5,260	5,260	0	0
MOORE, BRUNHILDE R.	1,700	0	1,700	0
MOORE, SUSAN	10,000	0	10,000	0
MORGAN, DON	1,102,137	1,102,137	0	1,102,137
MORGAN, ROBERT L.	55,000	55,000	0	0
MORRIS & MORRIS	20,000	20,000	0	0
MORRISON, JOHN	2,000	2,000	0	0
MORRIS, MARVIN E.	100,000	100,000	0	100,000
MORTENSON, M. A. CO.	26,451,724	26,451,724	0	0
MORTON INTERNATIONAL, INC.	1,960	1,960	0	0
MO-SCI CORP.	4,343	4,343	0	0
MOSCOW ENGINEERING AND PHYSICS INSTITUTE (MEPHI)	164,739	164,739	0	0
MOSLER, INC.	51,986	51,986	0	0

Supplier Name	Total \$	SNL/NM \$	SNL/CA \$	NM \$
MOSTROM, DR. MIKE	93,000	93,000	0	93,000
MOTOROLA, INC.	270,356	211,356	59,000	209,151
MOUNTAIN GROUP INTERNATIONAL, INC.	22,500	22,500	0	0
MOUNTAIN STATES EQUIPMENT, INC.	9,775	9,775	0	9,775
MOUNTAIN SYSTEMS, INC.	5,559	5,559	0	5,559
MOUNTAIN TOP COMPUTING, INC.	36,125	36,125	0	0
MOUNTZ, INC.	2,173	2,173	0	0
MOUSER ELECTRONICS	1,493	1,313	180	0
MOXA TECHNOLOGIES	1,640	1,640	0	0
MOYNA, VERA	6,600	6,600	0	0
MOY, TIMOTHY	19,500	19,500	0	19,500
MP ENVIRONMENTAL SERVICES, INC.	8,725	0	8,725	0
MPC DESIGN TECHNOLOGIES	1,925	1,925	0	1,925
MPC PRODUCTS CORP.	38,200	38,200	0	0
MPI SOFTWARE TECHNOLOGY, INC.	26,300	26,300	0	0
MRB INDUSTRIAL EQUIPMENT & SUPPLY CO.	2,835	2,835	0	2,835
MRT MICRO, INC.	2,000	2,000	0	0
MSC INDUSTRIAL SUPPLY CO.	13,524	4,683	8,841	0
MSE TECHNOLOGY APPLICATIONS, INC.	19,180	19,180	0	0
MSI TECHNOLOGIES, INC.	115,911	115,911	0	64,672
MTE, INC.	76,280	0	76,280	0
MTI	23,170	23,170	0	0
MTI INSTRUMENTS CORP.	11,850	0	11,850	0
MTI TECHNOLOGY CORP.	59,726	59,726	0	0
MTS SYSTEMS CORP.	973,656	509,684	463,972	0
MU-DEL CORP.	1,500	1,500	0	0
MUKHERJEE, JAIDEEP	46,805	46,805	0	0
MUKHERJEE, PROF. AMIYA K.	5,000	0	5,000	0
MULLER, FRANK W.	15,000	15,000	0	15,000
MULTICORE SOLDERS, INC.	1,454	1,454	0	0
MULTI-MEDIA SOLUTIONS, INC.	5,853	5,853	0	0
MULTIMETRICS, INC.	2,354	2,354	0	0
MULTIPLE ZONES INTERNATIONAL	22,178	10,806	11,372	0
MUNNS, R. J. MANUFACTURING	4,700	4,700	0	0
MUNTERS CARGOCAIRE ENGINEERING CORP.	4,554	4,128	426	0
MUNTERS CORP.	13,110	13,110	0	0
MURATA ERIE NORTH AMERICA, INC.	1,050	1,050	0	0
MURTAUGH, STEVE REPRESENTS	5,590	0	5,590	0
MUSE TECHNOLOGIES, INC.	2,300	2,300	0	2,300
MUSHIELD CO., INC., THE	1,428	1,428	0	0
MUTUAL OF OMAHA/UNITED OF OMAHA	88,900	88,900	0	0
MUTUAL TOOL & DIE, INC.	1,500	1,500	0	0
MWS WIRE INDUSTRIES	15,063	15,063	0	0
MYKOTRONX, INC.	5,760	5,760	0	0
MYRE, WILLIAM C.	50,000	50,000	0	50,000
MYRIAD LOGIC, INC.	20,750	20,750	0	0
MYRICOM	90,436	90,436	0	0
MZA ASSOCIATES CORP.	47,652	47,652	0	47,652
NAGEL, ROBERT L.	6,000	6,000	0	0
NAGLE PUMPS, INC.	44,500	44,500	0	0
NAMAR SCIENTIFIC, INC.	4,320	4,320	0	0
NANMAC CORP.	3,920	3,920	0	0
NANO INSTRUMENTS, INC.	188,650	177,250	11,400	0
NANOFAST, INC.	99,653	99,653	0	0
NANOMETRICS, INC.	1,901	1,901	0	0
NANONICS CORP.	98,300	46,558	51,742	0
NANOSTRUCTURES, INC.	3,000	0	3,000	0
NAPA AUTO PARTS	4,001	4,001	0	0
NAPA GLOVES	2,767	0	2,767	0

Supplier Name	Total \$	SNL/NM \$	SNL/CA \$	NM \$
NAPA VALLEY PAINT	1,117	0	1,117	0
NARDA MICROWAVE CORP., THE	41,045	41,045	0	41,045
NASH, JOHN	5,500	0	5,500	0
NATIONAL ACADEMY OF SCIENCES OF UKRAINE	6,000	6,000	0	0
NATIONAL AEROSPACE SUPPLY CO.	1,613	1,613	0	0
NATIONAL ARNOLD MAGNETICS	1,238	1,238	0	0
NATIONAL COALITION FOR ADVANCED MANUFACTURING (NACFAM)	136,350	136,350	0	0
NATIONAL COOPERATIVE FOR THE DISPOSAL OF RADIOACTIVE WASTE	180,000	180,000	0	0
NATIONAL DIAMOND LABORATORY	1,366	1,366	0	0
NATIONAL ELECTROSTATICS CORP.	160,372	160,372	0	0
NATIONAL FIRE PROTECTION ASSOC. (NFPA)	2,169	1,960	209	0
NATIONAL INSTITUTE OCCUPATIONAL SAFETY HEALTH	1,056	1,056	0	0
NATIONAL INSTRUMENTS CORP.	696,957	552,137	144,820	0
NATIONAL JET SALES CORP.	1,285	1,285	0	0
NATIONAL MICROSALLES CORP.	1,950	1,950	0	0
NATIONAL NUCLEAR CENTER	5,000	5,000	0	0
NATIONAL NUCLEAR CORP.	20,000	0	20,000	0
NATIONAL PHOTOCOLOR CORP.	1,450	1,450	0	0
NATIONAL RURAL ELECTRIC COOP ASSOCIATION (NRECA)	97,770	97,770	0	0
NATIONAL SEMINARS GROUP	2,071	2,071	0	0
NATIONAL TECHNOLOGICAL UNIVERSITY	8,950	8,950	0	0
NATIONAL TECHNOLOGY TRANSFER, INC.	8,385	8,385	0	0
NATIVE AMERICAN SALES, INC.	442,433	442,433	0	442,433
NATURAL ENERGY	28,759	28,759	0	0
NATURE CONSERVANCY, THE	20,000	20,000	0	0
NAVTECH SEMINARS & GPS SUPPLY	2,250	2,250	0	0
NBASE COMMUNICATIONS	1,390	1,390	0	0
NCAL COMPUTER SOURCE	36,355	0	36,355	0
NCD SERVICES	2,215	2,215	0	0
NCI	4,490	4,490	0	0
NDT SYSTEMS	12,150	12,150	0	0
NEC AMERICA, INC.	5,895	5,895	0	0
NEC COMPUTER SYSTEMS DIV.	10,316	5,669	4,647	0
NECX DIRECT	2,465	2,465	0	0
NEEL ELECTRONICS, INC.	5,500	5,500	0	0
NEELEY SUPPLY	46,928	46,928	0	46,928
NEFF, RICHARD A.	40,000	40,000	0	0
NEIL RADEN, NEIL	54,000	54,000	0	0
NELSON MARKETING, INC.	1,581	1,581	0	0
NELSON, DREW V.	20,000	0	20,000	0
NESLAB INSTRUMENTS, INC.	37,776	37,776	0	0
NET SOURCE	46,790	46,790	0	0
NETCHANNEL MARKETING	8,000	8,000	0	8,000
NETDYNAMICS, INC.	34,281	34,281	0	0
NETIQ	22,417	22,417	0	0
NETMANAGE, INC.	10,696	10,696	0	0
NETSCAN TECHNOLOGY CORP.	3,120	3,120	0	0
NETSPEC, INC.	22,731	22,731	0	0
NETTLETON, CHRIS SOFTWARE	4,000	4,000	0	0
NETWORK ACCESS SOLUTIONS	6,885	6,885	0	0
NETWORK APPLIANCE CORP.	116,046	14,910	101,136	0
NETWORK ARCHITECTS	13,993	13,993	0	13,993
NETWORK ASSOCIATES	29,743	29,743	0	0
NETZSCH INSTRUMENTS	3,405	3,405	0	0
NEUMANN, DR. ELECTRONIK GNBH	20,577	20,577	0	0

Supplier Name	Total \$	SNL/NM \$	SNL/CA \$	NM \$
NEUTRAL POSTURE ERGONOMICS, INC.	26,874	26,874	0	26,874
NEUWGHENT TECHNOLOGY	5,440	5,440	0	0
NEVERS INDUSTRIES	3,680	0	3,680	0
NEW AGE COMMUNICATIONS	93,527	0	93,527	0
NEW AGE INDUSTRIES	7,955	7,955	0	0
NEW BEGINNINGS	12,115	12,115	0	0
NEW DIMENSION SOFTWARE, INC.	72,827	72,827	0	0
NEW ENGLAND AFFILIATED TECH, INC.	14,875	14,875	0	0
NEW ERA SOFTWARE	1,750	1,750	0	0
NEW FOCUS, INC.	168,820	80,601	88,219	0
NEW HORIZONS COMPUTER LEARNING CENTER	60,223	2,373	57,850	2,373
NEW MECHANICAL AND SERVICES, INC.	1,114	0	1,114	0
NEW MEXICO CHEMICAL CORP.	16,529	16,529	0	16,529
NEW MEXICO ECONOMIC DEVELOPMENT DEPT.	20,000	20,000	0	20,000
NEW MEXICO ELECTRONIC SYSTEMS, INC.	3,687	3,687	0	3,687
NEW MEXICO INSTITUTE OF MINING & TECHNOLOGY	2,241,923	2,241,923	0	2,241,923
NEW MEXICO METAL SYSTEMS, LLC	1,440	1,440	0	1,440
NEW MEXICO PRODUCTS, INC.	26,072	24,782	1,290	26,072
NEW MEXICO RESONANCE	133,879	133,879	0	133,879
NEW MEXICO STATE UNIVERSITY	3,153,868	3,153,868	0	3,153,868
NEW MEXICO TECHNET, INC.	2,500	2,500	0	2,500
NEW TECH TOOL, LLC	2,462	0	2,462	0
NEW WAVE RESEARCH, INC.	18,900	18,900	0	0
NEWAGE INDUSTRIES, INC.	2,500	2,500	0	0
NEWARK ELECTRONICS CORP.	9,651	9,651	0	0
NEWARK WIRE CLOTH CO.	5,163	5,163	0	0
NEWBERRY'S UPHOLSTERY	4,429	4,429	0	4,429
NEWCOMB SPRING OF TEXAS, INC.	2,588	2,588	0	0
NEWCO, INC.	5,720	5,720	0	0
NEWMAN, JOHN	15,000	15,000	0	0
NEWMAN, WALLACE E.	19,000	19,000	0	19,000
NEWPORT ELECTRONICS, INC.	1,465	825	640	0
NEWPORT/KLINGER	547,652	277,455	270,198	0
NEWTON, TREVOR	26,000	26,000	0	0
NEY ULTRASONICS, INC.	8,405	8,405	0	0
NFS-RADIATION PROTECTION SYSTEMS, INC.	21,847	21,847	0	0
NGK SPARK PLUGS USA, INC.	11,900	11,900	0	0
NICHOLSON, R. PATRICK	50,000	0	50,000	0
NICHOLS, GREGORY	26,144	26,144	0	0
NICHOLS, SCOTT A.	15,000	15,000	0	0
NICO MAK COMPUTING, INC.	10,729	10,379	350	0
NICOLA, RON	12,000	0	12,000	0
NICOLET INSTRUMENT CORP.	88,169	88,169	0	0
NICOLET INSTRUMENT TECHNOLOGIES, INC.	146,262	119,412	26,850	0
NICOL, DAVID M.	16,000	0	16,000	0
NIELSEN DILLINGHAM BUILDERS, INC.	2,793,506	0	2,793,506	0
NIKON PRECISION, INC.	60,311	60,311	0	0
NIKON, INC.	6,136	6,136	0	0
NILES SOFTWARE	1,196	299	897	0
NILFISK OF AMERICA, INC.	2,634	2,634	0	0
NISSEN, DON	60,000	0	60,000	0
NITON CORP.	29,396	15,045	14,351	0
NITTANY BUSINESS MOVERS, INC.	6,625	6,625	0	0
NM LASER PRODUCTS, INC.	4,320	2,385	1,935	0
NO PROBLEM PRODUCTIONS	28,300	28,300	0	28,300
NOHAU CORP.	18,025	18,025	0	0
NOISE COM, INC.	8,540	8,540	0	0
NOLAN, JANNE	10,000	10,000	0	0

Supplier Name	Total \$	SNL/NM \$	SNL/CA \$	NM \$
NOMADIC COMMUNICATIONS	5,685	5,685	0	0
NONFERROUS METALS CO.	2,037	2,037	0	0
NOOR MANUFACTURING CO., INC.	175,361	175,361	0	175,361
NORAN INSTRUMENTS, INC.	28,999	0	28,999	0
NOR-CAL PRODUCTS, INC.	75,175	26,085	49,090	0
NOR-CAL SUPPLY CO.	6,501	0	6,501	0
NORMAN, RICHARD M., JR.	2,250	2,250	0	0
NORTH AMERICAN CAPACITOR CO.	1,472	1,472	0	0
NORTH AMERICAN SCIENTIFIC, INC.	10,500	6,750	3,750	0
NORTH CAROLINA AGRICULTURAL & TECHNICAL STATE UNIVERSITY	23,000	23,000	0	0
NORTH CAROLINA FOAM INDUSTRIES, INC.	9,635	9,635	0	0
NORTH CAROLINA STATE UNIVERSITY	262,560	212,560	50,000	0
NORTH STAR RESEARCH CORP.	5,715	5,715	0	5,715
NORTHERN TECHNOLOGY & TESTING	1,800	1,800	0	0
NORTHERN VIDEO SYSTEMS	2,345	0	2,345	0
NORTHROP, DAVID A.	6,500	6,500	0	6,500
NORTHRUP GRUMMAN CORP.	66,663	66,663	0	0
NORTHWEST POWER SYSTEMS, LLC	451,150	0	451,150	0
NORTHWEST TOXICOLOGY, INC.	8,944	8,944	0	0
NORTHWESTERN CARBON	5,550	0	5,550	0
NORTHWESTERN UNIVERSITY	122,502	102,502	20,000	0
NOVA ELECTRONIC MATERIALS	5,688	5,688	0	0
NOVA PRECISION COMPONENTS, INC.	2,136	2,136	0	0
NOVA SCIENTIFIC, INC.	1,000	0	1,000	0
NOVALYNX CORP.	4,425	4,425	0	0
NOVATECH INSTRUMENTS, INC.	19,785	19,785	0	0
NOVATEL COMMUNICATIONS	31,215	31,215	0	0
NOVATIONS GROUP, INC.	85,408	85,408	0	0
NOVELLUS SYSTEMS, INC.	55,082	55,082	0	0
NRD, INC.	2,778	2,778	0	0
NSG AMERICA, INC.	1,047	1,047	0	0
NSK CORP.	5,000	5,000	0	0
NTH DEGREE	4,076	4,076	0	0
NUCLEAR SECURITY SERVICE CORP. (NSSC)	35,387	35,387	0	0
NU-CONCEPTS	3,153	3,153	0	0
NUDATA	2,985	2,985	0	0
NU-MEGA TECHNOLOGIES	2,155	2,155	0	0
NUMEX INDUSTRIES	2,100	2,100	0	2,100
NU-THENA SYSTEMS, INC.	51,994	0	51,994	0
NWT CORP.	1,773	1,773	0	0
170 SYSTEMS, INC.	497,270	497,270	0	0
1-800-BATTERIES	1,516	1,017	499	0
1-800-VIDEO-ON	3,000	0	3,000	0
O P CONTRACT	84,166	0	84,166	0
OAK HILLS CO.	1,014	1,014	0	0
OAKLAND VALVE & FITTING CO.	70,505	0	70,505	0
OAXACA, JAIME	10,000	10,000	0	0
OBJECT DESIGN	2,475	2,475	0	0
OBJECT SHARE, INC.	2,985	2,985	0	0
OBJECTIME, INC.	67,050	67,050	0	0
OBJECTIVE INTERFACE SYSTEMS, INC.	3,000	3,000	0	0
OBJECT/FX CORP.	2,295	2,295	0	0
OCCUPATIONAL HEALTH CARE MANAGEMENT SERVICES, INC.	101,500	101,500	0	101,500
OCCUPATIONAL MARKETING, INC.	1,429	1,429	0	0
OCEAN OPTICS, INC.	38,819	38,520	299	0
OCHSNER, ALTON MEDICAL FOUNDATION	646,842	646,842	0	0
OCTAGON SYSTEMS CORP.	1,208	1,208	0	0

Supplier Name	Total \$	SNL/NM \$	SNL/CA \$	NM \$
ODETICS, INC.	10,000	10,000	0	0
ODIN METROLOGY	7,470	7,470	0	0
ODYSSEY CUSTOM CRATING	81,095	0	81,095	0
OE TECHNOLOGIES	1,250	0	1,250	1,250
OETIKER, INC.	4,686	4,686	0	0
OFC CORP.	9,275	9,275	0	0
OFFICE DEPOT	1,025	1,025	0	1,025
OFFICE MAX	1,431	1,431	0	1,431
OFFICE PRODUCTS, INC.	4,446	4,446	0	0
OFTE, DONALD	50,000	50,000	0	50,000
O'GARA SATELLITE SYSTEMS	22,975	22,975	0	0
OGDEN ENVIRONMENTAL & ENERGY SERVICES, INC.	173,982	173,982	0	300,000
OHIO STATE UNIVERSITY	41,478	41,478	0	0
OHMCRAFT, INC.	204,594	204,594	0	0
OI ANALYTICAL	5,955	5,955	0	0
O'KEEFE CONTROLS CO.	1,878	0	1,878	0
OLSEN, CASH	4,000	4,000	0	4,000
OLSEN, CHRIS	3,000	3,000	0	0
OLSEN, RICHARD A.	119,672	0	119,672	0
OLSTEN STAFFING SERVICES	1,658	0	1,658	0
OLYMPUS AMERICA, INC.	93,060	93,060	0	0
OMEGA ENGINEERING, INC.	191,780	156,205	35,575	0
OMEGA OPTICAL, INC.	9,375	0	9,375	0
OMEGA SUNSPACES	24,186	24,186	0	24,186
OMEGADYNE, INC.	2,720	2,720	0	0
OMICRON ASSOCIATES	85,080	0	85,080	0
OMNI FILTER & MANUFACTURING, INC.	3,210	3,210	0	0
OMNI LABORATORIES, INC.	2,735	2,735	0	0
OMNICON TECHNICAL SALES GROUP	2,039	2,039	0	0
OMNION POWER ENGINEERING CORP.	21,418	21,418	0	0
OMNISTAR, INC.	2,600	2,600	0	0
OMYO	2,618	2,618	0	2,618
ON SITE GAS SYSTEMS	3,830	3,830	0	0
ONE DIRECT	1,023,043	0	1,023,043	0
ONEIDA RESEARCH SERVICES, INC.	4,000	4,000	0	0
ONLINE COMPUTER LIBRARY CENTER (OCLC)	3,500	3,500	0	0
ONSET COMPUTER CORP.	3,416	0	3,416	0
ONSITE ENGINEERING & MANAGEMENT, INC.	2,962,261	0	2,962,261	0
ONTAR CORP.	7,650	7,650	0	0
ONTRACK COMPUTER SYSTEMS	4,155	4,155	0	0
ONTRACK DATA RECOVERY, INC.	10,748	10,748	0	0
ONTRAK SYSTEMS, INC.	6,330	6,330	0	0
ONYX OPTICS, INC.	21,550	21,550	0	0
OOO COMINPET-2	5,000	5,000	0	0
OPEN GROUP, THE	11,250	11,250	0	0
OPEN TEXT, INC.	10,420	10,420	0	0
OPHIR OPTRONICS, INC.	20,945	16,440	4,505	0
OPOTEK, INC.	2,755	0	2,755	0
OPT INDUSTRIES, INC.	1,800	1,800	0	0
OPTICAL ASSOCIATES, INC.	23,950	23,950	0	0
OPTICAL FILTER CORP.	3,000	3,000	0	0
OPTICAL GAGING PRODUCTS, INC.	10,672	13,172	(2,500)	0
OPTICAL RESEARCH ASSOCIATES	32,824	0	32,824	0
OPTICAL SOCIETY OF AMERICA	4,201	0	4,201	0
OPTICS FOR RESEARCH, INC.	6,760	1,395	5,365	0
OPTIKWERK, INC.	2,585	2,585	0	0
OPTIMAL NETWORKS	38,850	38,850	0	0
OPTIMAX SYSTEMS, INC.	9,600	9,600	0	0

Supplier Name	Total \$	SNL/NM \$	SNL/CA \$	NM \$
OPTISOURCE, LLC	8,655	8,655	0	8,655
OPTITRON, INC.	3,600	3,600	0	0
OPTIWAVE	1,500	1,500	0	0
OPTO POWER CORP.	73,019	41,945	31,074	0
OPTOMECH DESIGN CO.	362,179	352,379	9,800	362,179
OPTOSIGMA CORP.	9,140	0	9,140	0
OPTRONIC LABORATORIES, INC.	1,120	0	1,120	0
OPT, INC.	49,960	0	49,960	0
ORACLE CORP.	3,336,045	3,330,794	5,251	0
ORANGE COUNTY METAL WORKS	9,732	9,732	0	0
ORANGE MICRO, INC.	1,386	1,386	0	0
ORBIS, INC.	1,676	1,676	0	0
ORBIT SEMICONDUCTOR, INC.	176,350	176,350	0	0
ORBITAL PLUMBING SUPPLY, INC.	37,357	37,357	0	37,357
ORCA GLASSWERKE, INC.	1,145	0	1,145	0
ORCAD, INC.	280,900	236,959	43,941	0
OREGON STATE UNIVERSITY	79,061	79,061	0	0
ORIEL CORP.	84,657	78,882	5,775	0
ORIGIN INSTRUMENTS CORP.	2,890	2,890	0	0
ORION INTERNATIONAL TECHNOLOGIES, INC.	1,194,260	1,194,260	0	1,194,260
ORTEL CORP.	107,220	107,220	0	0
ORTHO-CLINICAL DIAGNOSTICS	12,674	12,674	0	0
ORTIZ, MICHAEL	5,000	0	5,000	0
OSAKA VACUUM	90,599	90,599	0	0
OSBORN MACHINE, INC.	39,084	39,084	0	39,084
OSBORN PRODUCTS	2,912	2,912	0	0
OSCILLATEK	2,206	2,206	0	0
OSECO, INC.	2,711	0	2,711	0
OSICOM TECHNOLOGIES, INC.	1,391	1,391	0	0
OTAHAL, THOMAS J.	6,000	6,000	0	6,000
OTTO INDUSTRIES, INC.	3,000	3,000	0	0
OVATION SEMICONDUCTOR	2,500	2,500	0	0
OVEN TECHNOLOGY, INC.	30,776	0	30,776	30,776
OVERLY MANUFACTURING CO.	3,942	0	3,942	0
OWENS, JAMES B.	25,000	25,000	0	0
OXBOW GEOTHERMAL CORP.	180,000	180,000	0	0
OXFORD INSTRUMENTS, INC.	195,574	183,874	11,700	0
OXFORD MOLECULAR GROUP, INC.	1,180	0	1,180	0
OXLEY, INC.	15,590	15,590	0	0
OZ OPTICS, LTD.	7,645	7,645	0	0
P&P ELECTRONICS	10,000	10,000	0	0
P & H MATERIAL HANDLING	25,748	0	25,748	0
PAAP ASSOCIATES	100,000	100,000	0	0
PACIFIC BUSINESS SYSTEMS, INC.	81,245	52,558	28,687	0
PACIFIC COAST PHOTO CO.	2,620	2,620	0	0
PACIFIC COAST TRANE SERVICE CO.	94,130	0	94,130	0
PACIFIC ENVIRONMENTAL SERVICE	1,780	1,780	0	0
PACIFIC INSTRUMENTS, INC.	5,800	5,800	0	0
PACIFIC INTEGRATED HANDLING	4,181	4,181	0	0
PACIFIC NUMERIX	34,800	34,800	0	0
PACIFIC RIM CONNECTIONS, INC.	2,348	2,348	0	0
PACIFIC SCIENTIFIC CO.	1,070,569	1,042,444	28,125	0
PACIFIC SIERRA RESEARCH CORP.	16,000	16,000	0	0
PACIFIC WESTERN SYSTEMS	1,280	1,280	0	0
PACKAGING AIDS CORP.	1,470	0	1,470	0
PACKAGING SPECIALTIES, INC.	176,108	173,633	2,475	0
PACKAGING WEST, INC.	132,174	132,174	0	132,174
PACKAGING & SHIPPING GROUP, INC.	2,410	2,410	0	0
PACKARD INSTRUMENT CO., INC.	139,069	135,382	3,687	0

Supplier Name	Total \$	SNL/NM \$	SNL/CA \$	NM \$
PACKET ENGINES	56,440	0	56,440	0
PACO PUMPS, INC.	2,906	0	2,906	0
PADS SOFTWARE, INC.	8,554	8,554	0	0
PAGE CONSTRUCTION CO.	67,402	0	67,402	0
PAGE ONE, INC.	1,443	1,443	0	1,443
PAGEMART	2,280	2,280	0	2,280
PAGENET	249,061	213,061	36,000	213,061
PAIRGAIN TECHNOLOGIES, INC.	4,464	4,464	0	0
PALISADE CORP.	1,594	1,594	0	0
PALOMAR PRODUCTS, INC.	2,195	2,195	0	0
PAM-ANELA MESSENGER	2,000	0	2,000	0
PANAMETRICS, INC.	18,875	18,875	0	0
PANASONIC	7,500	7,500	0	0
PANELIGHT DISPLAY SYSTEMS, INC.	8,769	0	8,769	0
PANHANDLE FLY ASH CO., INC.	3,020	3,020	0	3,020
PANOFSKY, WOLFGANG K. H.	2,000	2,000	0	0
PANTHAKI, MALCOLM J.	20,000	20,000	0	20,000
PANTRONIX CORP.	3,250	3,250	0	0
PAR ENTERPRISES	21,705	21,705	0	0
PARADISE SOFTWARE	5,565	650	4,915	0
PARAGON STRUCTURAL ENGINEERING, LLP	35,000	35,000	0	35,000
PARALLAX GRAPHICS, INC.	6,944	6,944	0	0
PARALLAX, INC.	444,291	444,291	0	444,291
PARAMETRIC TECHNOLOGY CORP. (PTC)	557,787	528,207	29,580	462,062
PARASOFT SALES CORP.	6,485	5,485	1,000	0
PARATECH, INC.	3,597	3,597	0	0
PARC ENVIRONMENTAL CONTRACTORS	29,848	0	29,848	0
PARK SCIENTIFIC INSTRUMENTS	52,115	52,115	0	0
PARKER-HANNIFIN CORP.	2,566	2,566	0	0
PARKER, ALAN	99,990	99,990	0	0
PARK, K. C.	17,000	17,000	0	0
PAROSCIENTIFIC, INC	7,500	0	7,500	0
PARTICLE MEASURING SYSTEMS, INC.	1,100	1,100	0	0
PASCAL PRODUCTS	2,760	2,760	0	0
PASCALL ELECTRONICS, LTD.	6,860	6,860	0	0
PASTERNAK ENTERPRISES	20,611	15,582	5,030	0
PATHFINDER TECHNOLOGIES	24,950	0	24,950	0
PATHLORE SOFTWARE CORP.	10,750	10,750	0	0
PATRICK, WILLIAM C., III	5,290	1,500	3,790	0
PATTESON, PAT ASSOCIATES, INC.	44,000	0	44,000	0
PATTON ELECTRONICS	4,101	4,101	0	0
PAVE TECHNOLOGY CO., INC.	1,920	1,920	0	0
PAXCO INDUSTRIES, INC.	21,005	0	21,005	0
PBA INSTRUMENTS, INC.	5,203	5,203	0	0
PB, INC.	7,594,241	7,592,025	2,216	7,594,241
PC COMP	3,525	3,525	0	3,525
PC CONNECTION, INC.	78,333	50,256	28,077	0
PC DOCS	54,551	54,551	0	0
PC DOCS/FULLCRUM	22,500	22,500	0	0
PC EXPANDERS, INC.	5,821	5,821	0	0
PC HOUSE	2,775	2,775	0	0
PC INSTRUMENTS	21,470	21,470	0	0
PC MAGIC	121,270	121,270	0	121,270
PC PARTS PLUS	6,958	6,958	0	6,958
PC PLACE, THE	8,445	8,445	0	8,445
PC RESCUE, INC.	37,322	37,322	0	37,322
PC SERVICE SOURCE	2,290	2,290	0	0
PC SUPPORT, INC.	488,854	488,854	0	488,854
PCB PIEZOTRONICS, INC.	6,520	6,520	0	0

Supplier Name	Total \$	SNL/NM \$	SNL/CA \$	NM \$
PCC STRUCTURALS, INC.	12,600	12,600	0	0
PCP, INC.	93,000	93,000	0	0
PCT SYSTEMS, INC.	98,145	0	98,145	0
PEAK TECHNOLOGIES GROUP, INC., THE	17,601	17,601	0	15,196
PEARSON ELECTRONICS, INC.	16,025	16,025	0	0
PEI DATA COM	2,942	2,942	0	0
PELLA, TED, INC.	8,133	2,021	6,113	0
PENN ENGINEERING & MANUFACTURING CORP.	3,991	3,991	0	0
PENNSYLVANIA STATE UNIVERSITY	308,273	212,168	96,105	0
PENNSYLVANIA TOOL & GAGES, INC.	10,717	10,717	0	0
PENNWELL RESEARCH	7,638	7,638	0	0
PENSTOCK SOUTHWEST	8,812	8,812	0	0
PENTALIFT EQUIPMENT CORP.	3,646	0	3,646	0
PENTANA, INC.	9,206	9,206	0	0
PENTEK, INC.	7,590	7,590	0	0
PEOPLE SOFT, INC.	434,253	434,253	0	0
PERFECTION PRODUCTS, INC.	1,525	1,525	0	0
PERFORMANCE DEVELOPMENT CORP.	250,000	250,000	0	0
PERFORMANCE IMAGING CORP.	20,310	20,310	0	0
PERIMETER PRODUCTS, INC.	4,558	4,558	0	0
PERIPHERAL VISION, INC.	3,040	3,040	0	3,040
PERITEK CORP.	30,510	30,510	0	0
PERKIN-ELMER CORP., THE	261,077	228,936	32,142	0
PERMA-FIX INC	5,000	5,000	0	5,000
PERMA-FIX OF FLORIDA, INC.	2,627	0	2,627	0
PERNAMBUCO-WISE, DR. PAUL	62,500	62,500	0	0
PEROVICH, SARA J., RD	10,000	10,000	0	10,000
PERSPECTIVE MEASUREMENTS	1,688	1,688	0	0
PESTMASTER SERVICES, INC.	16,400	16,400	0	0
PETER PEPPER PRODUCTS	1,028	0	1,028	0
PETERS & ASSOCIATES	3,400	3,400	0	0
PETERSBURG NUCLEAR PHYSICS INSTITUTE (PNPI)	205,000	205,000	0	0
PETERSON, IVARS	1,300	1,300	0	0
PETERSON, RON GUNS, INC.	2,183	2,183	0	2,183
PETKEVICIUS, FRANK R.	13,100	13,100	0	0
PEURIFOY, ROBERT L.	2,500	0	2,500	2,500
PFEIFFER VACUUM TECHNOLOGY	438,486	138,223	300,263	14,677
PHASE SEPARATIONS, INC.	2,718	2,718	0	0
PHILIPS BTS	13,293	13,293	0	0
PHILIPS COMMUNICATION & SECURITY SYSTEMS, INC.	12,701	12,701	0	0
PHILIPS DIGITAL VIDEO SYSTEMS	3,750	3,750	0	0
PHILIPS ELECTRON OPTICS	124,622	117,322	7,300	0
PHILLIPS, DR. LYNN	8,100	5,600	2,500	0
PHILTEC, INC.	9,885	9,885	0	0
PHOENIX CEMENT	4,838	4,838	0	0
PHOENIX SURVEY INSTRUMENTS	17,500	17,500	0	0
PHOTO DISC, INC.	12,066	12,066	0	0
PHOTO HUB	18,426	0	18,426	0
PHOTO SCIENCES, INC.	72,158	13,628	58,530	0
PHOTOCOMM, INC.	11,400	11,400	0	0
PHOTOMECHANICS, INC.	24,775	0	24,775	0
PHOTOMETRICS, LTD.	349,981	274,916	75,065	0
PHOTONIC INTEGRATION RESEARCH, INC.	2,300	2,300	0	0
PHOTONIC POWER SYSTEMS, INC.	6,100	6,100	0	0
PHOTONIC SCIENCE	54,782	0	54,782	0
PHOTON, INC.	1,325	1,325	0	0
PHOTOSCIENCES	3,682	0	3,682	0

Supplier Name	Total \$	SNL/NM \$	SNL/CA \$	NM \$
PHOTO-SONICS, INC.	4,937	4,937	0	0
PHOTOVOLTAIC SERVICES NETWORK (PSN)	5,000	5,000	0	0
PHOTRONICS CORP.	304,730	304,730	0	0
PHYSICAL ACOUSTICS CORP.	50,032	50,032	0	0
PHYSICAL ELECTRONICS	167,742	104,264	63,479	0
PHYSICAL OPTICS CORP.	13,210	13,210	0	0
PHYSICAL SCIENCES, INC.	24,644	0	24,644	0
PIC DESIGN CORP.	1,106	147	959	0
PICKER INTERNATIONAL, INC.	12,704	12,704	0	0
PICKUP OUTFITTERS	1,000	1,000	0	1,000
PICO ELECTRONICS, INC.	8,803	8,803	0	0
PICOSECOND PULSE LABS, INC.	22,624	22,624	0	0
PICTUREPHONE DIRECT	3,125	1,608	1,517	0
PICTURETEL CORP.	207,090	4,212	202,878	0
PIERCE CHEMICAL CO.	1,884	132	1,752	0
PIERCE, DAVID M.	5,000	5,000	0	5,000
PIEZO TECHNOLOGY, INC.	6,000	6,000	0	0
PILKINGTON OPTRONICS, INC.	1,920	0	1,920	0
PILZ LP INDUSTRIAL ELECTRONICS	2,508	2,508	0	0
PINNACLE MICRO, INC.	100,000	100,000	0	0
PINON MECHANICAL SERVICES, INC.	29,500	29,500	0	29,500
PINSOURCE	5,235	5,235	0	0
PIONEER CHEMICAL, INC.	1,576	1,576	0	0
PIONEER CIRCUITS, INC.	28,766	28,766	0	0
PIONEER STANDARD ELECTRONICS	32,018	32,018	0	0
PIPER PLASTICS, INC.	16,250	16,250	0	0
PIPER SALES	2,140	2,140	0	0
PIRTLE, ROBERT B.	50,000	50,000	0	0
PIRU ASSOCIATES, INC.	139,000	139,000	0	139,000
PITNEY-BOWES, INC.	3,746	3,746	0	2,446
PITTENGER, LINDA	3,500	3,500	0	0
PIXELVISION, INC.	24,550	0	24,550	0
PLACID INDUSTRIES, INC.	1,200	1,200	0	0
PLANET 9 STUDIOS	5,000	5,000	0	0
PLANT EQUIPMENT CO OF NEW MEXICO	1,221	1,221	0	1,221
PLANT INSULATION CO.	4,021	0	4,021	0
PLASMA ANALYSIS, LTD.	550,000	550,000	0	0
PLASMATERIALS, INC.	21,220	18,515	2,705	0
PLASMA-THERM, INC.	12,359	12,359	0	0
PLASMATIC SYSTEMS, INC.	5,892	5,790	102	0
PLASMATRONICS, INC.	1,800	1,800	0	1,800
PLASTICOLORS	1,270	0	1,270	0
PLASTICS TECHNOLOGY LABS	3,160	3,160	0	0
PLATFORM COMPUTING	3,184	3,184	0	0
PLATING TEST CELL SUPPLY CO.	1,163	1,163	0	0
PLC DIRECT	1,495	1,495	0	0
PLC, INC.	8,866	0	8,866	0
PLEASANTON STEEL & SUPPLY CO.	1,236	0	1,236	0
PLEASANTON TOOL & MANUFACTURING	167,350	0	167,350	0
PLEASANTON TRUCK & EQUIPMENT REPAIR, INC.	2,168	0	2,168	0
PLEXSTAR, INC.	10,250	10,250	0	0
PLUS GROUP, INC., THE	3,167,487	2,415,513	751,974	912,913
PLYNETICS EXPRESS CORP.	4,577	4,577	0	0
PMI ANALYTICAL	1,040	1,040	0	0
PMS SCALE MODELS	5,700	5,700	0	5,700
POCO GRAPHITE, INC.	14,080	14,080	0	0
POINT BLANK BODY ARMOR	9,296	9,296	0	0
POINTWISE, INC.	7,975	7,975	0	0
POLAROID CORP.	6,584	0	6,584	0

Supplier Name	Total \$	SNL/NM \$	SNL/CA \$	NM \$
POLE MAINTENANCE CO.	83,560	83,560	0	0
POLE/ZERO CORP.	4,600	4,600	0	0
POLING, CHARLES C.	15,000	15,000	0	15,000
POLISHING CORP. OF AMERICA	5,817	3,272	2,545	0
POLY COATINGS OF THE SOUTH, INC.	1,440	1,440	0	0
POLY SCIENCE	2,235	2,235	0	0
POLY SOFTWARE INTERNATIONAL	2,121	2,121	0	0
POLY TECH	1,057	1,057	0	0
POLY THERM CORP.	1,784	1,784	0	0
POLYMATH ASSOCIATED	100,833	100,833	0	0
POLYMER LABORATORIES, INC.	8,920	8,920	0	0
POLYMICRO TECHNOLOGIES, INC.	15,296	12,594	2,702	0
POLYTEC PI, INC.	43,335	9,320	34,015	0
POLYTECHNIC UNIVERSITY	499,999	499,999	0	0
POLYWELL COMPUTERS, INC.	3,745	3,745	0	0
POMEROY, JEANNETTE	8,000	8,000	0	8,000
POORE, ROBERT	21,000	21,000	0	0
POPE SCIENTIFIC, INC.	7,225	0	7,225	0
POROUS METAL PRODUCTS	2,250	0	2,250	0
PORTA SYSTEMS CORP.	7,120	7,120	0	0
PORTER FLUID POWER	1,568	1,568	0	0
PORTLOCK, JOHN M.	3,000	3,000	0	3,000
POSITIVE LIGHT, INC.	183,392	0	183,392	0
POSITRON INDUSTRIES, INC.	42,185	42,185	0	42,185
POSTMA, DR. HERMAN	10,000	10,000	0	0
POTOMAC FOUNDATION, THE	3,479	3,479	0	0
POTOMAC PHOTONICS, INC.	2,500	0	2,500	0
POWDER FEED DYNAMICS, INC.	43,950	43,950	0	0
POWER CHEM CONSULTANTS, INC.	30,000	30,000	0	0
POWER DESIGNS, INC.	4,144	4,144	0	0
POWER DIVERSIFIED, INC.	10,993	10,993	0	10,993
POWER SOLUTIONS	34,267	34,267	0	34,267
POWERCELL CORP.	50,000	50,000	0	0
POWERLIGHT CORP.	24,935	24,935	0	0
POWERSIM CORP.	16,995	16,995	0	0
POWERS, PETER	105,000	0	105,000	0
POWERTALK	22,862	22,862	0	22,862
POWERTRONICS	1,946	1,946	0	0
PPA INDUSTRIES, INC.	3,194	474	2,720	0
PPI TECHNOLOGY	3,251	0	3,251	0
PRACTICAL SOLUTIONS, INC.	3,000	3,000	0	0
PRAEGITZER INDUSTRIES, INC.	73,929	73,929	0	0
PRAGMATIC INSTRUMENTS, INC.	14,540	14,540	0	0
PRAGUE, CARY BOOKS & SOFTWARE	1,508	1,508	0	0
PRATHER, JAMES G.	20,000	20,000	0	0
PRAXAIR THERMAL SPRAY PRODUCTS	10,896	10,896	0	0
PRAXAIR, INC.	4,741,522	4,736,250	5,272	0
PRC ENVIRONMENTAL MANAGEMENT, INC.	137,000	137,000	0	137,000
PRECISE SENSORS, INC.	2,885	2,885	0	0
PRECISE SOFTWARE TECHNOLOGIES, INC.	15,125	15,125	0	0
PRECISION COMPONENTS, INC.	7,126	7,126	0	7,126
PRECISION COMPUTER SERVICES	409,491	409,491	0	0
PRECISION DIAMOND TOOL CO.	2,639	2,639	0	0
PRECISION FILTERS, INC.	6,185	6,185	0	0
PRECISION GRINDING, INC.	4,628	4,628	0	4,628
PRECISION INDUSTRIAL PAINTING	7,390	7,390	0	0
PRECISION LAB	1,950	0	1,950	0
PRECISION NAVIGATION, INC.	4,614	4,614	0	0
PRECISION ORDNANCE PRODUCTS, INC.	2,550	2,550	0	0

Supplier Name	Total \$	SNL/NM \$	SNL/CA \$	NM \$
PRECISION SALES & EQUIPMENT, INC.	1,245	1,245	0	0
PRECISION TUBE CO., INC.	4,960	4,960	0	0
PRECISION VACUUM COMPONENTS CO.	16,310	16,310	0	16,310
PRECISION WEIGHING BALANCES	1,350	1,350	0	0
PRECIT, RICHARD R.	22,000	22,000	0	22,000
PRECO, INC.	7,850	7,850	0	0
PREMIER INDUSTRIAL CORP.	83,538	60,084	23,454	60,084
PRESCIENT TECHNOLOGIES, INC.	28,980	28,980	0	0
PRESENTING SOLUTIONS	7,440	7,440	0	0
PRESIDIO CORP., THE	7,411	0	7,411	0
PRESSURE SYSTEMS, INC.	7,950	7,950	0	0
PRESTWICH, KENNETH R.	30,000	30,000	0	30,000
PRIMAVERA SYSTEMS, INC.	18,207	18,207	0	0
PRIMEX PHYSICS INTERNATIONAL CO.	550,000	550,000	0	0
PRINCETON GAMMA TECH, INC.	61,070	61,070	0	0
PRINCETON INSTRUMENTS, INC.	167,990	81,240	86,750	0
PRINCETON MICROFILM	4,199	0	4,199	0
PRINCETON RESEARCH INSTRUMENTS, INC.	4,663	4,288	375	0
PRINCETON SCIENTIFIC CORP.	4,300	4,300	0	0
PRINCETON SOFTECH, INC.	3,990	3,990	0	0
PRINCETON UNIVERSITY	170,000	20,000	150,000	0
PRINCE/IZANT CO.	392,860	392,860	0	0
PRINTED IMAGE, THE	5,276	5,276	0	5,276
PRISM COMPUTATIONAL SCIENCES, INC.	50,000	50,000	0	0
PRISM SOLUTIONS, INC.	64,341	64,341	0	0
PRO SHOP	77,903	77,903	0	0
PRO STAGE, INC.	3,490	3,490	0	0
PROCEDYNE CORP.	4,795	4,795	0	0
PROCESS EVOLUTION, LTD.	25,000	25,000	0	0
PROCESS INSTRUMENTS	2,240	2,240	0	0
PROCESS SOFTWARE CORP.	2,104	2,104	0	0
PRODUCT DEVELOPMENT CONSULTING	17,100	17,100	0	0
PRODUCTION COMPONENTS CLARK CO., INC.	28,428	28,428	0	28,428
PRODUCTIVE DATA FEDERAL SOLUTIONS, INC. (PDFS)	350,000	350,000	0	350,000
PRODUCTS FOR RESEARCH, INC.	3,732	3,732	0	0
PRODYN TECHNOLOGIES	26,012	26,012	0	26,012
PRO-FAB, INC.	41,696	41,696	0	41,696
PROFESSIONAL BOOK SERVICE	1,710	1,710	0	0
PROFESSIONAL BUSINESS SYSTEMS, INC.	825,354	825,354	0	825,354
PROFESSIONAL IMAGE	4,800	4,800	0	0
PROFESSIONAL PAINT SUPPLY	1,840	0	1,840	0
PROFESSIONAL PLANNING & PROTOCOL	8,500	8,500	0	8,500
PROFESSIONAL PLASTICS	3,075	3,075	0	3,075
PROFESSIONAL TRAINING CO.	60,612	11,000	49,612	60,612
PROFESSIONAL VIDEO SYSTEMS	14,656	14,656	0	14,656
PROGRAMMED TEST SOURCES	65,359	65,359	0	0
PROGRAMMERS PARADISE	4,607	3,653	954	0
PROJECT MANAGEMENT SERVICES, INC.	10,000	10,000	0	0
PROJECT SOFTWARE & DEVELOPMENT, INC. (PSDI)	86,460	86,460	0	0
PROMAX SYSTEMS, INC.	5,265	5,265	0	0
PROMETEC, INC.	1,116	1,116	0	0
PROSOLVIA, INC.	36,296	0	36,296	0
PROTECTION TECHNOLOGIES, INC. (PROTECH)	2,282	2,282	0	0
PROTEL TECHNOLOGY, INC.	11,869	8,079	3,790	0
PROTEUS CORP.	378,627	378,627	0	378,627
PROTEUS INDUSTRIES, INC.	3,460	510	2,950	0
PROTOTYPE, INC.	20,000	20,000	0	0

Supplier Name	Total \$	SNL/NM \$	SNL/CA \$	NM \$
PROVANTAGE	3,153	2,210	943	0
PRUDENTIAL INSURANCE, THE	300,000	300,000	0	0
PRUDENTIAL OVERALL SUPPLY	1,520	320	1,200	320
PRUETT INDUSTRIES INTERNATIONAL	29,300	29,300	0	0
PSELECT	29,196	28,567	629	0
PSP VACUUM TECHNOLOGY	1,000	1,000	0	0
PTC ENGINEERING, INC.	8,415	0	8,415	0
PUBLIC SAFETY GROUP	5,947	2,947	3,000	0
PUBLIC SERVICE COMPANY OF NEW MEXICO	5,000	5,000	0	5,000
PUBLISHERS TOOLBOX	4,639	496	4,143	0
PUBLISHING PERFECTION	1,650	750	900	0
PUGACH, NOEL	9,750	9,750	0	9,750
PULIZZI ENGINEERING, INC.	14,942	13,868	1,074	0
PULNIX	10,635	10,635	0	0
PULNIX AMERICA, INC.	1,609	1,609	0	0
PULSE ENGINEERING, INC.	1,194	1,194	0	0
PULSE INSTRUMENTS CO.	14,942	14,942	0	0
PULSE SCIENCES, INC.	737,360	737,360	0	0
PULSED POWER COMPONENTS	3,500	3,500	0	0
PUMPS & SERVICE	1,594	1,594	0	1,594
PURDUE RESEARCH FOUNDATION	1,500,000	0	1,500,000	0
PURDUE UNIVERSITY	49,870	49,870	0	0
PURDY, CAROLINE B.	3,000	3,000	0	0
PURE TECH INC	6,165	4,000	2,165	0
PUSH PEDAL PULL	67,424	67,424	0	67,424
PV ENERGY SYSTEMS, INC.	5,000	5,000	0	0
PVC CO.	115,442	115,442	0	115,442
PYROTECHNIC SPECIALTIES, INC.	3,670	3,670	0	0
QED ENVIRONMENTAL SYSTEMS	18,401	17,496	905	0
QMI	4,620	4,620	0	0
QMS, INC.	8,999	4,622	4,376	0
QSTAR TECHNOLOGIES, INC.	4,720	4,720	0	0
Q-TECH CORP.	105,811	105,811	0	0
QUAD GROUP	1,049	1,049	0	0
QUAD TRON, INC.	53,708	53,708	0	0
QUADRITEK SYSTEMS, INC.	5,900	5,900	0	0
QUADTECH, INC.	15,160	15,160	0	0
QUALIFIED PARTS LABORATORY (QPL)	3,205	3,205	0	0
QUALIMETRICS, INC.	8,200	8,200	0	0
QUALITAU, INC.	7,430	7,430	0	0
QUALITY CONTROL OF COLORADO	6,830	6,830	0	0
QUALITY THIN FILMS, INC.	19,550	0	19,550	0
QUALITY TRAILER SALES	2,388	2,388	0	2,388
QUALIX GROUP	45,281	40,339	4,942	0
QUALMARK CORP.	9,980	9,980	0	0
QUAL-TRON, INC.	11,409	11,409	0	0
QUANTACHROME CORP.	6,094	6,094	0	0
QUANTAR TECHNOLOGY, INC.	20,330	20,330	0	0
QUANTEGY	4,982	4,982	0	0
QUANTIC INDUSTRIES, INC.	9,125	9,125	0	0
QUANTRAD SENSOR	4,700	4,700	0	0
QUANTUM DESIGN, INC.	91,400	91,400	0	0
QUANTUM ENGINEERING CORP.	26,575	26,575	0	0
QUANTUM EPITAXIAL DESIGN	10,450	10,450	0	0
QUANTUM FOCUS INST. CORP.	3,600	3,600	0	0
QUANTUM TECHNOLOGY, INC.	4,350	4,350	0	0
QUARTET OVONICS	6,904	2,908	3,996	0
QUARTZ INTERNATIONAL CORP.	112,205	109,305	2,900	109,965
QUARTZ PRODUCTS CO.	4,191	4,191	0	0

Supplier Name	Total \$	SNL/NM \$	SNL/CA \$	NM \$
QUATRO CORP.	6,142	6,142	0	6,142
QU-CO	42,524	42,524	0	0
QUEST SOFTWARE	5,616	5,616	0	0
QUICKSET INTERNATIONAL, INC.	5,527	5,527	0	0
QUICKTURN DESIGN SYSTEMS	51,568	51,568	0	0
QUINTEC INDUSTRIES	7,426	0	7,426	0
QUINTEL CORP.	4,350	4,350	0	0
QUINTON INSTRUMENT CO.	1,611	1,611	0	0
R&B SERVICE CO.	1,500	1,500	0	1,500
R&D MAGAZINE/R&D 100	4,350	4,350	0	0
R&M ELECTRIC MOTOR SERVICE	1,081	0	1,081	0
R&M ENTERPRISES	2,000	0	2,000	0
R&R KOOL BLUE ENTERPRISES	2,307	2,307	0	0
R&S ERECTION OF CONCORD, INC.	1,600	0	1,600	0
R&S ERECTION OF SOUTHERN ALAMEDA COUNTY	1,282	0	1,282	0
RACAL RECORDERS, INC.	155,164	155,164	0	155,164
RACOM	39,284	39,284	0	39,284
RACON, INC.	8,572	8,572	0	0
RAD COM EQUIPMENT, INC.	14,000	14,000	0	0
RADCAL CORP.	1,120	1,120	0	0
RADER AWNING, INC.	50,531	50,531	0	50,531
RADIAN ELECTRONIC SYSTEMS	24,999	24,999	0	0
RADIAN INTERNATIONAL SOFTWARE	50,000	50,000	0	0
RADIAN INTERNATIONAL, LLC	2,782,400	2,781,572	828	2,781,572
RADIANT TECHNOLOGIES, INC.	79,300	79,300	0	79,300
RADIATION DETECTION ASSOCIATES	7,350	7,350	0	7,350
RADIATION DETECTION CO.	2,500	2,500	0	0
RADIO DETECTION	5,935	5,935	0	0
RADIO RESEARCH INSTRUMENT CO.	10,800	10,800	0	0
RADIOLOGY ASSOCIATES OF ALBUQUERQUE	22,000	22,000	0	22,000
RADIOMETER AMERICA, INC.	86,974	54,412	32,562	0
RADISYS CORP.	16,657	16,407	250	16,407
RADIUS, INC.	1,048	1,048	0	0
RADOS TECHNOLOGY, INC.	2,506	2,506	0	0
RAIN FOR RENT	30,032	0	30,032	0
RAINBOW TECHNOLOGIES	1,913	1,913	0	0
RAININ INSTRUMENT CO., INC.	1,053	386	667	0
RAINMAKER THINKING, INC.	8,500	8,500	0	0
RAJALA THERAPY SALES ASSOCIATES, INC.	12,468	0	12,468	0
RAJEN, DR. GAURAV	5,000	5,000	0	5,000
RALTRON ELECTRONICS CORP.	1,278	1,278	0	1,278
RAMCO DISTRIBUTION SERVICES	2,385	2,385	0	0
RANADE, DR. SATISH	5,000	5,000	0	5,000
RAND CORP.	7,000	7,000	0	0
RAND TECHNOLOGIES	15,600	15,600	0	0
RANDALL, VALERIE	60,000	0	60,000	0
RAPRA	1,000	0	1,000	0
RARRICK, HAROLD L.	3,000	3,000	0	3,000
RATIONAL SOFTWARE CORP.	1,034,689	1,028,032	6,657	0
RAVE COMPUTER ASSOCIATION, INC.	42,004	42,004	0	0
RAVEN BIOLOGICAL LABS	3,540	3,540	0	0
RAYCHEM CORP.	120,386	120,386	0	0
RAYDEC, INC.	2,375	2,375	0	2,375
RAYMOND, JAMES P.	10,000	10,000	0	0
RAYTHEON CO., THE	1,598,443	1,598,443	0	0
RAYTHEON SYSTEMS CO.	49,776	49,776	0	0
RAYTHEON TI SYSTEMS	20,805	20,805	0	0
RBC LINEAR PRECISION PRODUCTS	1,200	1,200	0	0

Supplier Name	Total \$	SNL/NM \$	SNL/CA \$	NM \$
RBD ENTERPRISES, INC.	17,375	14,095	3,280	0
RC ELECTRONICS, INC.	88,823	88,823	0	0
RCG RESEARCH INC	19,264	19,264	0	0
RCI, INC.	1,641	1,641	0	0
RD RUBBER TECHNOLOGY	5,702	0	5,702	0
RDF CORP.	12,607	12,607	0	0
RDTEC ENGINEERED SOLUTIONS	10,000	10,000	0	10,000
READE ADVANCED MATERIALS	10,040	10,040	0	0
READY PRODUCTS CORP.	2,725	2,725	0	0
REAL TIME DEVICES, INC.	6,752	6,752	0	0
REARDON, PHILIP C.	48,000	48,000	0	48,000
REC CENTRE	46,450	46,450	0	0
RECOGNITION SYSTEMS, INC.	11,405	11,405	0	0
RECOGNITION TECHNOLOGY, INC.	23,000	23,000	0	0
RECORTEC, INC.	4,297	4,297	0	0
RECYCLING EQUIPMENT MANUFACTURING, INC.	14,440	14,440	0	0
RED HILL DEZIGNZ	9,000	9,000	0	0
RED ROCK TECHNOLOGIES, INC.	1,590	1,590	0	0
RED WING SHOE STORE	1,187	1,187	0	1,187
REDI-2-MIX	1,475	1,475	0	1,475
REED GROUP, LTD.	1,485	1,485	0	0
REED, JOHN H.	40,000	40,000	0	0
REFERENCE LABORATORY, INC., THE	5,000	5,000	0	5,000
REFRAC SYSTEMS	15,000	15,000	0	0
REFRIGERATION SUPPLIERS, INC.	1,547	1,547	0	1,547
REGAL PLASTIC SUPPLY CO.	193,114	193,114	0	193,114
REID, DR. RICHARD A.	4,000	4,000	0	4,000
REINHOLD INDUSTRIES, INC.	269,508	269,508	0	0
REINITZ, DR. KARL	4,900	0	4,900	0
REI, INC.	1,794	1,794	0	1,794
RELEX SOFTWARE CORP.	15,658	15,658	0	0
RELIABLE REPRODUCTIONS, INC.	1,158	1,158	0	1,158
RELIANCE METAL CENTER	590,404	590,404	0	590,404
RELIANCE ROCKWELL INTERNATIONAL	1,845	0	1,845	0
REMCOM, INC.	14,000	14,000	0	0
REMEC	608,995	608,995	0	0
REMEDY CORP.	13,860	13,860	0	0
REMET CORP.	1,012	1,012	0	0
REMINGTON ARMS CO., INC.	6,912	6,912	0	0
REMSTAR INTERNATIONAL, INC.	6,500	6,500	0	0
RENA SYSTEMS, INC.	8,751	8,751	0	0
RENAISSANCE ANALYTICAL, LLC	6,000	6,000	0	0
RENISHAW USA, INC.	8,337	6,212	2,125	0
RENOLD, INC.	1,556	0	1,556	0
RENSELAER POLYTECHNIC INSTITUTE	269,500	269,500	0	0
REPUBLIC POWDERED METALS, INC.	11,555	11,555	0	11,555
RESEARCH DEVICES, INC.	19,989	19,989	0	0
RESEARCH ELECTRO OPTICS	30,995	4,975	26,020	0
RESEARCH ELECTRONICS, INC.	2,950	2,950	0	0
RESEARCH INSTITUTE OF SCIENTIFIC INSTRUMENTS (RISI)	72,190	72,190	0	0
RESEARCH SYSTEMS, INC.	161,854	141,805	20,049	0
RESEARCH TECHNOLOGY INTERNATIONAL, INC.	5,200	5,200	0	0
RESEARCH TRIANGLE INSTITUTE	23,000	23,000	0	0
RESEARCH & DEVELOPMENT INSTITUTE OF POWER ENGINEERING	24,000	24,000	0	0
RESEARCH & POLLING, INC.	25,000	25,000	0	25,000
RESONETICS, INC.	7,550	7,550	0	0
RESOURCE GROUP	10,000	10,000	0	0

Supplier Name	Total \$	SNL/NM \$	SNL/CA \$	NM \$
RESOURCE MANAGEMENT, INC.	47,343	47,343	0	47,343
RESOURCE TECHNOLOGY CORP.	4,320	4,320	0	0
RESPIRATOR SUPPORT SERVICES	9,200	9,200	0	0
RESTEK CORP.	7,525	5,460	2,065	0
RESULTS GROUP, INC., THE	83,000	83,000	0	0
RESUMIX	202,315	202,315	0	0
RETIS TECHNOLOGIES, INC.	284,000	284,000	0	284,000
REUTER-STOKES, INC.	5,100	5,100	0	0
REVERE ELECTRIC SUPPLY CO.	12,600	12,600	0	0
REX GAUGE CO., INC.	1,495	1,495	0	0
REX SUPPLY CO.	1,121	1,121	0	0
REYNOLDS INDUSTRIES, INC.	162,602	162,602	0	0
REYNOLDS SYSTEMS, INC.	21,450	21,450	0	0
REYTEK CORP.	1,095	1,095	0	1,095
RE/SPEC, INC.	1,416,833	1,416,833	0	631,000
RF MICRO DEVICES, INC.	1,641	1,206	434	0
RF MONOLITHICS	1,040	1,040	0	0
RFI CORP.	4,150	4,150	0	0
RFI ELECTRONICS, INC.	1,780	0	1,780	0
RHEOMETRIC SCIENTIFIC, INC.	1,802	1,802	0	0
RHEOMETRICS, INC.	27,040	27,040	0	0
RHETECH, INC.	4,170	4,170	0	0
RHINO NEW MEXICO	2,400	2,400	0	2,400
RHK TECHNOLOGY, INC.	8,500	8,500	0	0
RIBBLE CONTRACTING, INC.	2,500	2,500	0	2,500
RICE UNIVERSITY	115,000	0	115,000	0
RICHARDSON ELECTRONICS, LTD.	15,665	13,925	1,740	0
RICHARDSON & RICHARDSON	1,791	1,791	0	1,791
RICHEY ELECTRONICS	3,610	3,610	0	0
RICHTER ENTERPRISES	36,850	36,850	0	0
RICKY'S ELECTRONICS	1,290	0	1,290	0
RICOH CORP.	49,164	41,571	7,593	10,662
RICON RESINS	1,980	0	1,980	0
RIGAKU/USA, INC.	8,602	8,602	0	0
RIGHT CONNECTION, THE	50,000	50,000	0	50,000
RIGHTWAY MACHINE	47,036	47,036	0	47,036
RIGIFLEX TECHNOLOGY, INC.	2,886	2,886	0	0
RINCHEM CO., INC.	8,059,269	8,059,269	0	8,059,269
RITRON, INC.	36,690	36,690	0	0
RIVERACE CORP.	14,000	14,000	0	0
RIVEROS, SERGIO E.	8,500	8,500	0	8,500
RIVERSIDE POLICE DEPT.	15,000	15,000	0	0
RJR CIRCUITS, INC.	9,610	9,610	0	0
RKK MOBILE RADIO SYSTEMS	8,411	8,411	0	0
RMB MINIATURE BEARINGS	8,570	8,570	0	0
RMI CO.	66,947	66,947	0	0
ROAD RUNNER LABEL	2,011	2,011	0	0
ROBERSON, DANA	20,000	20,000	0	20,000
ROBERT BALLANCE & ASSOCIATES, INC.	90,000	90,000	0	90,000
ROBERTS, E. V. & ASSOCIATES, INC.	1,625	1,625	0	0
ROBIN MATERIALS, INC.	7,592	0	7,592	0
ROCK HOUSE PRODUCTS INTERNATIONAL	1,580	0	1,580	0
ROCKWELL LASER INDUSTRIES, INC.	11,000	11,000	0	0
ROCKWELL-COLLINS, INC.	223,145	223,145	0	0
ROCKY MOUNTAIN COLLEGE	40,000	40,000	0	0
ROCKY MOUNTAIN INSTRUMENT CO.	13,466	0	13,466	0
ROCTEST, INC.	15,894	15,894	0	0
RODEL, INC.	6,377	6,377	0	0
RODGERS & CO., INC.	3,945	3,945	0	3,945

Supplier Name	Total \$	SNL/NM \$	SNL/CA \$	NM \$
ROD-L ELECTRONICS, INC.	3,390	3,390	0	0
ROFIN SINAR LASER, INC.	233,400	233,400	0	0
ROGERS CORP.	17,847	17,367	480	0
ROGUE WAVE SOFTWARE, INC.	24,274	24,274	0	0
ROHMANN, INC.	7,500	7,500	0	0
ROHRBACK CASAS CO.	3,464	3,464	0	0
ROHRBACK, OLLIE	5,400	0	5,400	0
ROLL RITE CORP.	1,562	0	1,562	0
ROLYN OPTICS CO.	2,787	2,787	0	0
ROMERO, P. S., INC.	4,000	4,000	0	4,000
RONQUILLO, KEN	50,000	50,000	0	50,000
ROOFING SUPPLY OF NM, INC.	1,345	1,345	0	1,345
ROSEMOUNT AEROSPACE, INC.	5,434	5,434	0	0
ROSEMOUNT, INC.	1,800	1,800	0	0
ROSENBLUTH, MARSHALL	3,752	3,752	0	0
ROSENSTOCK, ANGELA	2,400	2,400	0	2,400
ROSS ENGINEERING CORP.	1,377	1,377	0	0
ROSS, CHARLES & SON CO.	6,750	6,750	0	0
ROUTER SOLUTIONS, INC.	2,885	0	2,885	0
ROYAL PLASTIC MANUFACTURING, INC.	243,600	243,600	0	0
ROYAL WELDING & FABRICATION	2,915	2,915	0	0
ROYOCAD, INC.	12,755	0	12,755	0
RPI	11,099	11,099	0	0
RRA, INC.	1,599,896	1,599,896	0	1,599,896
RSI SYSTEMS, INC.	11,040	11,040	0	11,040
RT LOGIC	502,537	502,537	0	0
RUCKER & KOLLS, INC.	1,838	1,838	0	0
RUCKER-FULLER CO.	59,755	0	59,755	0
RUDOLPH TECHNOLOGIES, INC.	46,845	46,645	200	0
RUPERT PLUMBING & HEATING CO., INC.	293,598	293,598	0	293,598
RUSHMORE TECHNOLOGY, INC.	15,948	0	15,948	0
RUSKA INSTRUMENT CORP.	20,500	20,500	0	0
RUSSELL, JAMES	1,083	0	1,083	0
RUSSIAN ACADEMY OF SCIENCES	36,200	36,200	0	0
RUSSIAN FEDERAL NUCLEAR CENTER	5,401,298	5,401,298	0	0
RUSSIAN INTERPRETERS CO-OP	296,222	296,222	0	0
RUSSO, ANTHONY J.	35,000	35,000	0	35,000
RUST TRACTOR CO.	201,396	201,396	0	201,396
RUSTCO ENTERPRISES	1,175	1,175	0	1,175
RUTAN REFRIGERATION, INC.	29,518	29,518	0	0
RYAN HERCO PRODUCTS CORP.	4,846	4,222	624	2,506
S&G ENTERPRISES, INC.	3,695	3,695	0	0
S&M MICROSCOPES, INC.	181,300	181,300	0	0
S&M MOVING SYSTEMS	12,260	12,260	0	12,260
S V T ASSOCIATES, INC.	4,900	0	4,900	0
S4J MANUFACTURING SERVICES, INC.	1,159	1,159	0	0
SABRITEC	42,900	42,900	0	0
SAE ASTI CORP.	5,008	0	5,008	0
SAES GETTERS/USA	27,776	26,619	1,158	0
SAFEGUARDS TECHNOLOGY, INC.	52,180	52,180	0	0
SAFENET SYSTEMS	1,048	1,048	0	1,048
SAFE-T-GLOVE, INC.	1,400	1,400	0	1,400
SAFETY OPTICAL	273,289	273,289	0	0
SAFETY STORAGE, INC.	69,974	0	69,974	0
SAFETY VISION, INC.	21,036	21,036	0	0
SAFETY, LTD.	68,524	68,524	0	0
SAFT AMERICA, INC.	20,820	20,820	0	0
SAG ELECTRONICS	95,846	95,846	0	0
SAGE TECHNOLOGY	9,680	9,680	0	0

Supplier Name	Total \$	SNL/NM \$	SNL/CA \$	NM \$
SAGEBRUSH TECHNOLOGY	44,360	44,360	0	44,360
SALES GUIDES, INC.	1,684	0	1,684	0
SALESMAKER	2,717	2,717	0	0
SALISBURY ENGINEERING	1,690	1,690	0	0
SALLAND ENGINEERING	7,500	7,500	0	0
SAMCON, INC.	2,804,016	2,804,016	0	2,804,016
SAMPLE MARSHALL LABORATORIES, INC.	3,000	3,000	0	0
SAN JOSE BOILER WORKS, INC.	2,622	0	2,622	0
SAN JOSE CAMERA & VIDEO	1,656	0	1,656	0
SAN JOSE DELTA ASSOCIATES, INC.	19,443	19,443	0	0
SANCHEZ, GILBERT	20,000	20,000	0	20,000
SANDA, INC.	5,425	0	5,425	0
SANDERS, DR. SCOTT	4,305	4,305	0	4,305
SANDIA COMPUTERS	17,138	17,138	0	17,138
SANDIA SAFE & LOCK CO., INC.	1,882	1,882	0	1,882
SANDIA TECHNICAL SERVICES, INC.	4,970	4,970	0	4,970
SANDOVAL, ARTURO	30,000	30,000	0	30,000
SANDROCK, GARY	150,000	0	150,000	0
SANITEK PRODUCTS, INC.	9,730	9,730	0	0
SANTA FE BAG CO., INC.	1,500	1,500	0	0
SANTA FE CENTER WIRED	1,200	1,200	0	1,200
SANTA FE INSTITUTE	100,500	100,500	0	100,500
SAPHIKON	1,069	1,069	0	0
SAPIENT	20,000	20,000	0	0
SARNAFIL, INC.	1,613	1,613	0	0
SAROFIM, PROF. ADEL F.	3,000	0	3,000	0
SARONIX	5,684	5,684	0	0
SAS CIRCUITS, INC.	3,338	3,338	0	0
SAS INSTITUTE	40,933	40,933	0	0
SATEC SYSTEMS, INC.	103,860	2,580	101,280	0
SATELLINK, INC.	3,720	3,720	0	0
SAUNDERS & ASSOCIATES, INC.	65,070	65,070	0	0
SAWTEK, INC.	74,038	74,038	0	0
SAWYER RESEARCH PRODUCTS, INC.	4,100	4,100	0	0
SAXON GLASS TECHNOLOGIES, INC.	8,000	8,000	0	0
SAYERS COMPUTER SOURCE	5,455	1,428	4,027	0
SBS BERG TELEMETRY SYSTEMS	92,837	92,837	0	0
SBS EMBEDDED COMPUTERS	8,880	8,880	0	0
SBS MICRO ALLIANCE	6,685	6,685	0	0
SBS TECHNOLOGIES, INC.	17,160	17,160	0	17,160
SCANALYTICS, INC.	3,600	3,600	0	0
SCB TECHNOLOGIES, INC.	7,250	7,250	0	7,250
SCHACHT CIRCUITS	2,000	2,000	0	0
SCHAFFER CORP.	80,000	80,000	0	0
SCHARRER, ROBERT G.	12,000	12,000	0	12,000
SCHATZ, DR. JOHN F.	94,000	94,000	0	0
SCHAUER SALES, INC.	15,789	15,789	0	0
SCHEINER, WAYNE & CO., INC.	3,060	3,060	0	3,060
SCHIEBER, DR. MICHAEL	51,500	0	51,500	0
SCHLUMBERGER TECHNOLOGIES	27,931	27,931	0	0
SCHMITT, HEINZ	110,000	110,000	0	110,000
SCHNEIDER, MARC	2,264	2,264	0	2,264
SCHOTT, INC.	40,502	39,094	1,408	0
SCHROFF, INC.	2,312	2,312	0	0
SCHULER, KARL W.	9,000	9,000	0	0
SCHUMACHER, J. C. & CO.	26,154	26,154	0	0
SCHUNK GRAPHITE TECHNOLOGY	10,000	10,000	0	0
SCHWARTZ ELECTRO-OPTICS, INC.	1,500	1,500	0	0
SCIENCE ADVERTISING	1,260	1,260	0	0

Supplier Name	Total \$	SNL/NM \$	SNL/CA \$	NM \$
SCIENCE APPLICATIONS INTERNATIONAL CORP. (SAIC)	2,470,242	2,215,489	254,753	1,238,891
SCIENCE & ENGINEERING ASSOCIATES, INC. (SEA)	324,804	324,804	0	324,804
SCIENCE & TECHNOLOGY ASSOCIATES, INC.	39,825	39,825	0	0
SCIENTIFIC ALLOYS	5,628	5,628	0	0
SCIENTIFIC ATLANTA, INC.	256,475	256,475	0	0
SCIENTIFIC DESIGN, INC.	1,462	1,462	0	1,462
SCIENTIFIC INSTRUMENT CO.	90,245	89,880	365	0
SCIENTIFIC INSTRUMENTS SERVICE CO.	5,544	5,219	324	0
SCIENTIFIC NOTEBOOK CO.	1,056	1,056	0	0
SCIENTIFIC SALES ASSOCIATES, INC.	746,749	746,749	0	746,749
SCIENTIFIC SALES, INC.	3,758	3,758	0	0
SCIENTIFIC SEALING TECHNOLOGY	9,385	9,385	0	0
SCIENTIFIC SOFTWARE-INTERCOMP	6,125	6,125	0	0
SCIENTIFIC SYSTEMS, INC.	3,550	3,550	0	0
SCIENTIFIC TECHNOLOGIES CORP.	2,385	2,385	0	0
SCINTAG, INC.	58,670	56,510	2,160	0
SCION CORP.	8,595	8,595	0	0
SCI-TECH INTERNATIONAL	9,150	6,884	2,266	0
SCITEC, INC.	15,825	15,825	0	0
SCOTSMAN GROUP	6,503	0	6,503	0
SCOTSMAN, WILLIAMS	20,000	20,000	0	20,000
SCOTT ENGRAVING MACHINES	1,648	0	1,648	0
SCOTT SPECIALTY GASES, INC.	2,699	2,199	500	0
SCOTT'S FENCING CO., INC.	91,583	91,583	0	91,583
SCOTTSDALE TOOL & SUPPLY	4,683	4,683	0	0
SCOTT, ALLARD & BOHANNAN, INC.	9,700	9,700	0	0
SCOTT, ELSIE	10,000	0	10,000	10,000
SCP GLOBAL TECHNOLOGIES	5,750	5,750	0	0
SCRIBNER ASSOCIATES, INC.	4,145	1,650	2,495	0
SDL, INC.	39,105	39,105	0	0
SDRC OPERATIONS, INC.	49,563	49,563	0	0
SEAGATE SOFTWARE	15,074	15,074	0	0
SEAL LABORATORIES	19,250	0	19,250	0
SEALED AIR CORP.	1,065	0	1,065	0
SEARS POWER & HAND TOOLS	7,952	5,672	2,280	0
SEARS ROEBUCK & CO.	7,658	5,454	2,203	5,454
SECOR, INC.	245,000	245,000	0	245,000
SECURE DOCUMENT SYSTEMS, INC.	14,535	14,535	0	0
SECUREIT	22,180	22,180	0	0
SECURITY COMPUTER SALES	9,010	9,010	0	0
SECURITY DYNAMICS, INC.	121,042	105,257	15,784	0
SECURITY ENGINEERED MACHINERY (SEM)	34,937	34,151	786	0
SECURITY & ACCESS SYSTEMS	1,983	1,983	0	1,983
SEIKO INSTRUMENTS USA, INC.	1,342	1,342	0	0
SELECT SOFTWARE TOOLS	1,165	0	1,165	0
SELF, THOMAS P.	7,950	0	7,950	0
SELIG CHEMICAL INDUSTRIES	1,969	1,969	0	0
SELWAY MACHINE TOOLS	149,594	0	149,594	0
SEMATECH	10,000	10,000	0	0
SEMFLEX, INC.	5,441	5,441	0	0
SEMI STAR	20,130	20,130	0	0
SEMI-ALLOYS CO.	2,640	2,640	0	0
SEMICOA SEMICONDUCTORS	65,532	65,532	0	0
SEMICONDUCTOR EQUIPMENT CORP.	2,250	2,250	0	0
SEMICONDUCTOR LASER INTERNATIONAL CORP.	3,316	3,316	0	0
SEMICONDUCTOR PACKAGING MATERIALS, INC.	4,024	4,024	0	0
SEMICONDUCTOR PROCESSING CO., INC.	6,850	6,850	0	0

Supplier Name	Total \$	SNL/NM \$	SNL/CA \$	NM \$
SEMICONDUCTOR SYSTEMS, INC.	1,624,166	1,624,166	0	0
SEMI-GAS SYSTEMS, INC.	104,235	104,235	0	0
SEMI-PROBES, INC.	3,150	3,150	0	0
SEMITEC	2,145	2,145	0	0
SEMITOOL, INC.	432,700	408,950	23,750	0
SEMTECH CORP.	2,027	2,027	0	0
SEMY ENGINEERING, INC.	71,400	71,400	0	0
SENS ARRAY CORP.	4,941	4,941	0	0
SENSABLE TECHNOLOGIES, INC.	51,876	34,230	17,646	0
SENSE 8 CORP.	15,199	0	15,199	0
SENSIDYNE, INC.	1,995	1,995	0	0
SENSOR APPLICATIONS, INC.	20,815	0	20,815	0
SENSOR PRODUCTS	10,350	10,350	0	0
SENSORS AND SOFTWARE	16,059	16,059	0	0
SENSORS UNLIMITED, INC.	25,000	25,000	0	0
SENSOTEC, INC.	2,132	2,132	0	0
SENSTAR-STELLAR, INC.	55,709	55,709	0	0
SENTECH, INC.	965,484	965,484	0	0
SENTEX SYSTEMS, INC.	52,727	52,727	0	0
SERCEL, J. P. ASSOCIATES, INC.	3,100	0	3,100	0
SERTECH LABS	10,697	10,697	0	0
SERVICE SUPPORT SPECIALTIES, INC.	46,532	46,532	0	0
SERVO CORP. OF AMERICA	64,984	64,984	0	0
SERVO ROBOT	33,500	0	33,500	0
SEVASTOPOL INSTITUTE OF NUCLEAR ENERGY AND INDUSTRY	20,050	20,050	0	0
SEVEN ASSOCIATES	1,250	1,250	0	0
SEWER EQUIPMENT CO. OF AMERICA	42,533	42,533	0	0
SEYFORTH ROOFING CO., INC.	6,200	6,200	0	6,200
SFA, INC.	156,000	156,000	0	0
SGS WITTER, INC.	250,000	250,000	0	0
SHAHINPOOR, MOHSEN	25,000	25,000	0	25,000
SHAKIB, FARZIN	50,000	50,000	0	0
SHAPIRO, SUMNER	15,000	15,000	0	0
SHARP INFORMATICS	2,116	2,116	0	2,116
SHARP, DONALD J.	1,000	1,000	0	1,000
SHAW CONTRACT FLOOR SERVICES	3,539	3,539	0	0
SHELDAHL, INC.	76,555	76,555	0	0
SHINKO TECHNOLOGIES, INC.	24,674	24,674	0	0
SHIPLEY CO., INC.	10,956	2,750	8,206	0
SHOLTIS, JOSEPH A., JR.	15,000	15,000	0	15,000
SHOP TOOLS, INC.	1,944	0	1,944	0
SHORTRIDGE INSTRUMENTS, INC.	3,145	3,145	0	0
SHORT, ROBERT T.	5,000	5,000	0	0
SHOWA ELECTRIC AMERICA, INC.	77,600	77,600	0	0
SICORP	252,897	252,897	0	252,897
SIEBE APPLIANCE CONTROLS	2,215	2,215	0	2,215
SIEBE-LEBOW ASSOCIATES	4,860	4,860	0	0
SIEBENTHAL, CHARLES F., INC.	702,578	701,168	1,410	702,578
SIEMENS ANALYTICAL X-RAY INSTRUMENTS, INC.	16,950	16,950	0	0
SIEMS, DR. WILLIAM	10,000	0	10,000	0
SIERRA CIRCUITS	1,967	1,967	0	0
SIERRA INSTRUMENTS, INC.	5,725	5,725	0	0
SIERRA MACHINERY OF NEW MEXICO, INC.	1,120	1,120	0	1,120
SIERRA MICROWAVE TECHNOLOGY	9,024	9,024	0	0
SIERRA PACIFIC POWER CO.	1,100	1,100	0	0
SIERRA SCIENTIFIC	1,850	1,850	0	0
SIERRA TECHNOLOGIES CORP.	1,400	0	1,400	0

Supplier Name	Total \$	SNL/NM \$	SNL/CA \$	NM \$
SIERRA TECHNOLOGY GROUP, INC.	7,680	0	7,680	0
SIEVERT MANUFACTURING CO.	15,790	15,790	0	15,790
SIGLER & REEVES, INC.	3,668	3,668	0	0
SIGMA CHEMICAL CO.	16,595	6,590	10,004	0
SIGMA SYSTEMS CORP.	4,515	4,515	0	0
SIGMA-ALDRICH	1,641	0	1,641	0
SIGNAL ANALYSIS	2,700	2,700	0	0
SIGNAL TRANSFORMER CO., INC.	1,395	1,395	0	0
SIGNS NOW	4,313	4,313	0	4,313
SILICA SOURCE TECHNOLOGY CORP.	3,950	3,950	0	0
SILICON DESIGNS, INC.	12,730	0	12,730	0
SILICON GRAPHICS CANADA LIMITED	5,550	1,665	3,885	0
SILICON GRAPHICS, INC.	902,968	717,833	185,135	710,501
SILICON HEIGHTS COMPUTERS	371,643	371,643	0	371,643
SILICON QUEST INTERNATIONAL (SQI)	20,343	20,343	0	0
SILICON SENSE, INC.	3,598	3,598	0	0
SILICON VALLEY GROUP, INC.	1,290,921	1,290,921	0	25,000
SILICONRAX	8,067	8,067	0	0
SILICON, INC.	1,025	1,025	0	0
SILTON CO.	10,170	10,170	0	0
SILVACO DATA SYSTEMS	27,108	27,108	0	0
SILVERADO SOFTWARE & CONSULTING	15,551	15,551	0	0
SIMCO ELECTRONICS	145,000	0	145,000	0
SIMPACT, INC.	29,990	29,990	0	0
SIMUL PROBE TECHNOLOGY, INC.	1,460	1,460	0	0
SIMULATIONS TECHNOLOGIES, INC.	80,000	0	80,000	0
SINCLAIR OPTICS, INC.	4,491	4,491	0	0
SINK, DARRYL L. & ASSOCIATES, INC.	20,601	20,601	0	0
SINTEF APPLIED THERMODYNAMICS	19,950	19,950	0	0
SINTON CONSULTING	13,500	13,500	0	0
SKAAR/FERGUSON	7,959	0	7,959	0
SKANTEK CORP.	85,944	85,944	0	0
SKARNES, INC.	1,123	1,123	0	0
SKC GULFCOAST, INC.	4,536	4,536	0	0
SKC WEST, INC.	1,112	0	1,112	0
SKEDCO, INC.	1,598	0	1,598	0
SKEIST, INC.	9,000	0	9,000	0
SKILL PATH SEMINARS	5,098	198	4,900	0
SKYTEK CORP.	1,800	1,800	0	0
SKYTEL CORP.	26,157	26,157	0	0
SLOAN TECHNOLOGY CORP.	5,300	2,700	2,600	0
SLOSS, LEON	15,000	0	15,000	0
SLUYTER, DR. MARSHALL M.	50,000	50,000	0	0
SMALL PARTS, INC.	2,463	2,239	224	0
SMART CONTROLS	8,953	8,953	0	0
SMART CORP.	117,610	117,610	0	0
SMF SYSTEMS CORP.	15,118	0	15,118	0
SMITHKLINE BEECHAM	13,587	13,587	0	0
SMITH, CARL W.	51,000	51,000	0	51,000
SMITH, DAVID G.	15,000	15,000	0	0
SMITH, HAROLD P., JR.	40,000	0	40,000	0
SMITH, J. & ASSOCIATES, INC.	181,636	181,636	0	181,636
SMITH, LEON D.	5,000	5,000	0	5,000
SMITH, WILLIAM G. & ASSOCIATES	251,500	251,500	0	0
SMOLECK, HOWARD A.	4,800	4,800	0	4,800
SMX CORP.	32,700	32,700	0	0
SNAP-ON TOOLS CORP.	11,044	9,759	1,285	6,426
SNOW CO., INC.	1,260	1,260	0	1,260
SNPO ELERON	2,201,074	2,201,074	0	0

Supplier Name	Total \$	SNL/NM \$	SNL/CA \$	NM \$
SODECO, INC.	1,966	1,966	0	1,966
SODEXHO MARRIOTT	8,420	8,420	0	0
SOFFRONT SOFTWARE, INC.	11,667	11,667	0	0
SOFTBOARD	6,890	6,890	0	0
SOFTEK, LC	1,008	1,008	0	1,008
SOFTWARE DEVELOPMENT SYSTEMS	8,980	8,980	0	0
SOFTWARE ENGINEERING	3,000	3,000	0	0
SOFTWARE MOGULS, INC.	10,930	0	10,930	0
SOFTWARE PARTNERS/32, INC.	14,748	14,748	0	0
SOFTWARE QUALITY ENGINEERING (SQE)	7,370	7,370	0	0
SOFTWARE & ENGINEERING ASSOCIATES, INC.	19,990	19,990	0	0
SOLAR ELECTRIC CO., INC.	13,826	13,826	0	13,826
SOLAREX CORP.	48,037	48,037	0	0
SOLARTRON, INC.	53,466	53,466	0	0
SOLDERING TECHNOLOGY, INC.	3,385	3,385	0	0
SOLID CONCEPTS, INC.	1,485	495	990	0
SOLIDWORKS	1,015	1,015	0	0
SOLING SECURITY SYSTEMS	137,901	137,901	0	0
SOLINST CANADA, LTD.	1,000	1,000	0	0
SOLUTIA, INC.	2,891	2,491	400	0
SOLUTION MINING RESEARCH INSTITUTE	131,000	131,000	0	0
SOLUTION SYSTEM TECHNOLOGIES	51,646	51,646	0	0
SOLUTION TECHNOLOGY, INC.	1,191	1,191	0	0
SOME STUFF FROM HUFF	1,575	1,575	0	1,575
SONIC FOUNDRY	1,836	1,836	0	0
SONICAIR	1,800	1,800	0	0
SONICS & MATERIALS, INC.	4,170	4,170	0	0
SONNET SOFTWARE, INC.	3,075	3,075	0	0
SONY CORP. OF AMERICA	8,630	8,630	0	0
SOSNY SCIENTIFIC AND TECHNICAL CENTER	15,380	15,380	0	0
SOUND & SIGNAL SYSTEMS OF NEW MEXICO, INC.	7,667	7,667	0	7,667
SOUTH BAY TECHNOLOGY, INC.	20,247	11,512	8,735	0
SOUTH COAST FIBER OPTICS	11,475	11,475	0	0
SOUTH DAKOTA STATE UNIVERSITY	99,571	99,571	0	0
SOUTH UKRAINE NUCLEAR POWER PLANT	63,365	63,365	0	0
SOUTHEASTERN FELT & SUPPLY CO.	2,567	2,567	0	0
SOUTHERN CALIFORNIA BRAIDING, INC.	34,583	34,583	0	0
SOUTHERN CALIFORNIA MICROWAVE	24,768	24,768	0	0
SOUTHERN EXPRESS ELECTRONICS	1,185	1,185	0	0
SOUTHERN NEVADA PAVING, INC.	1,720	1,720	0	0
SOUTHWELL/MOORE PERSPECTIVES, INC.	283,900	283,900	0	0
SOUTHWEST BIOMEDICAL SERVICES, INC.	4,345	4,345	0	4,345
SOUTHWEST CARDIOLOGY ASSOCIATES, PA	17,000	17,000	0	17,000
SOUTHWEST CONTROLS, INC.	65,912	65,912	0	0
SOUTHWEST COPY SYSTEMS	11,291	11,291	0	11,291
SOUTHWEST ENGINEERING ASSOCIATES	635,375	635,375	0	316,000
SOUTHWEST GEOPHYSICAL SERVICES, INC.	13,610	13,610	0	13,610
SOUTHWEST GLASS & GLAZING, INC.	2,489	2,489	0	2,489
SOUTHWEST MATERIALS HANDLING CO.	6,700	6,700	0	0
SOUTHWEST MICROWAVE, INC.	30,487	30,487	0	0
SOUTHWEST PATTERN	2,040	2,040	0	2,040
SOUTHWEST PERSONNEL, INC.	6,000	6,000	0	6,000
SOUTHWEST PETERBILT	994,625	994,625	0	994,625
SOUTHWEST PIPING SUPPLIES, INC.	1,860	1,860	0	1,860
SOUTHWEST PLASTIC BINDING CO.	1,464	0	1,464	0
SOUTHWEST POWER	194,298	194,298	0	0
SOUTHWEST RESEARCH INSTITUTE	123,000	123,000	0	0
SOUTHWEST SEAL & SUPPLY CO.	39,078	39,078	0	39,078

Supplier Name	Total \$	SNL/NM \$	SNL/CA \$	NM \$
SOUTHWEST TECHNICAL SERVICES	99,151	99,151	0	99,151
SOUTHWEST TECHNICAL, INC.	1,710	1,710	0	1,710
SOUTHWEST TRANE	259,618	259,618	0	259,618
SOUTHWEST WATER CONDITIONING	3,059	3,059	0	3,059
SOUTHWEST WIRE & CABLE	3,910	3,910	0	3,910
SOUTHWESTERN BELL TELECOM	1,150	1,150	0	0
SOUTHWESTERN ICE, INC.	1,133	1,133	0	1,133
SOUTHWESTERN INDIAN POLYTECHNIC INSTITUTE	5,000	5,000	0	5,000
SOUTHWESTERN SCIENTIFIC GLASS CO.	6,525	6,525	0	6,525
SOUZA, JOHN S.	35,000	35,000	0	35,000
SP INDUSTRIES, LP	4,602	4,602	0	0
SPACE ELECTRONICS, INC.	21,083	21,083	0	0
SPACE IMAGING EOSAT	1,000	0	1,000	0
SPACE MACHINE & ENGINEERING CORP.	7,500	7,500	0	0
SPACE RADIATION ASSOCIATES	1,870	1,870	0	0
SPACECRAFT COMPONENTS CORP.	2,291	2,291	0	0
SPACEK LABS, INC.	1,090	1,090	0	0
SPACESAVER CORP.	145,094	145,094	0	145,094
SPARROW CORP.	11,204	0	11,204	0
SPATIAL TECHNOLOGY, INC.	95,995	95,995	0	0
SPEARING, SHELLY	14,000	14,000	0	14,000
SPECIAL DEVICES, INC.	168,147	168,147	0	0
SPECIALIZED GRINDING SYSTEMS	2,000	0	2,000	0
SPECIALIZED PRODUCTS CO.	24,344	11,566	12,778	0
SPECIALIZED SYSTEMS TECHNOLOGY (SST)	59,765	59,765	0	0
SPECIALTY AC PRODUCTS	33,628	0	33,628	0
SPECIALTY COATING SYSTEMS, INC.	130,818	130,818	0	0
SPECIALTY COMMUNICATIONS	20,000	20,000	0	20,000
SPECIALTY GLASS PRODUCTS	3,500	3,500	0	0
SPECIALTY POWER EQUIPMENT AND CABLE SALES	15,625	15,625	0	15,625
SPECIALTY STEEL TREATING, INC.	1,250	1,250	0	0
SPECIALTY TAPES	4,586	4,586	0	0
SPECIALTY VACUUM	29,950	29,950	0	29,950
SPECIALTY & BALL VALVE ENGINEERING, INC.	200,000	200,000	0	0
SPECIM SPECTRAL IMAGING, LTD.	5,600	5,600	0	0
SPECS USA, INC.	14,040	14,040	0	0
SPECTER INSTRUMENTS	3,240	3,240	0	0
SPECTRA GASES, INC.	175,521	15,526	159,995	0
SPECTRA LOGIC	4,701	0	4,701	0
SPECTRA SYSTEMS, INC.	1,996	1,996	0	0
SPECTRA VACUUM	3,041	3,041	0	0
SPECTRACOMP COMMUNICATIONS CORP.	121,011	121,011	0	0
SPECTRAL DYNAMICS, INC.	10,593	9,525	1,068	0
SPECTRAL ENERGY CORP.	1,724	1,724	0	0
SPECTRAL PRECISION, INC.	106,300	106,300	0	0
SPECTRAN SPECIALTY OPTICS CO.	3,003	3,003	0	0
SPECTRA-PHYSICS LASERS, INC.	1,016,687	294,013	722,674	0
SPECTRA-TECH, INC.	30,347	30,347	0	0
SPECTRIS TECHNOLOGIES, INC.	44,132	44,132	0	0
SPECTRO STANDARDS ANALYTICAL	3,750	3,750	0	0
SPECTROGON US, INC.	4,050	0	4,050	0
SPECTROLAB	1,725	1,725	0	0
SPECTRONIC INSTRUMENTS, INC.	2,598	0	2,598	0
SPECTRONICS, INC.	6,950	6,950	0	0
SPECTRUM CONTROL, INC.	4,699	1,247	3,452	0
SPECTRUM OFFICE SYSTEMS, INC.	4,860	0	4,860	0
SPECTRUM SEMICONDUCTOR MATERIALS, INC.	15,861	15,861	0	0

Supplier Name	Total \$	SNL/NM \$	SNL/CA \$	NM \$
SPECTRUM SIGNAL PROCESSING	127,855	127,855	0	0
SPECTRUM SOFTWARE	6,990	6,990	0	0
SPECTRUM TRADING	1,856	1,856	0	0
SPECVIEW, LLC	1,600	1,600	0	0
SPEED VISION ASSOCIATES	245,545	245,545	0	0
SPEEDRING, INC.	8,963	8,963	0	0
SPELLMAN HIGH VOLTAGE ELECTRONIC CORP.	6,420	6,420	0	0
SPENARD BUILDERS SUPPLY	18,000	18,000	0	0
SPENCER, CHARLES E.	10,000	10,000	0	10,000
SPEX CERTIPREP, INC.	7,346	157	7,189	0
SPICER AMERICA CORP.	1,790	0	1,790	0
SPIE/INTL SOCIETY FOR OPTICAL ENGINEERING	1,102	518	584	0
SPINDLER & HOYER, INC.	34,382	5,215	29,167	0
SPINDLE, THOMAS L.	12,400	12,400	0	12,400
SPIN-FORGE INTERNATIONAL, INC.	4,968	4,968	0	0
SPINNAKER MICROWAVE, INC.	4,200	4,200	0	0
SPIRA MANUFACTURING CORP.	11,233	11,233	0	0
SPIRE TECHNOLOGIES, INC.	2,566	2,566	0	0
SPIRICON, INC.	52,160	41,950	10,210	0
SPRAGUE	9,408	9,408	0	0
SPRINT VIDEO GROUP	1,295	1,295	0	0
SPRUNG INSTANT STRUCTURES, INC.	384,841	384,841	0	0
SPSS, INC.	4,295	4,295	0	0
SPYRUS, INC.	8,644	8,644	0	0
SQUARE D CO.	10,600	10,600	0	0
SRI INSTRUMENTS, INC.	15,500	15,500	0	0
SRI INTERNATIONAL	541,230	536,230	5,000	0
SROLOVITZ, DAVID J.	15,000	15,000	0	0
SS WHITE TECHNOLOGIES, INC.	7,474	7,474	0	0
STANDARD MACHINE COMPANY	56,079	56,079	0	56,079
STANDARD PARTS & EQUIPMENT CORP.	6,127	6,127	0	0
STANFORD RESEARCH SYSTEMS, INC.	524,526	268,704	255,822	0
STANFORD TELECOMMUNICATIONS, INC.	103,965	103,965	0	0
STANFORD UNIVERSITY	580,886	246,841	334,045	0
STANLEY STORAGE SYSTEMS	83,168	2,885	80,284	0
STANLEY, KENDALL S.	37,700	37,700	0	0
STAR LABS, LLC	21,000	21,000	0	21,000
STARCK, H. C., INC.	27,560	27,560	0	0
STARLITE INDUSTRIES	1,305	1,305	0	0
STARSYS RESEARCH	13,532	13,532	0	0
STATE OF NEW MEXICO	7,000	7,000	0	7,000
STATE OF THE ART, INC.	51,586	51,586	0	0
STATE UNIVERSITY OF NEW YORK	135,404	135,404	0	0
STATE UNIVERSITY OF NEW YORK BUFFALO	22,159	22,159	0	0
STATEK CORP.	34,077	34,077	0	0
STATSOFT, INC.	6,770	6,770	0	0
STAUBLI UNIMATION CORP.	53,727	53,727	0	0
STAVELEY INSTRUMENTS, INC.	10,590	10,590	0	0
STB SYSTEMS, INC.	1,345	1,345	0	0
STC KAMI-KRASNOYARSK	20,581	20,581	0	0
STEALTH NETWORK COMMUNICATIONS	452,656	0	452,656	0
STEAMATIC	11,500	11,500	0	11,500
STEAMTECH ENVIRONMENTAL SERVICES	130,356	130,356	0	0
STEIGERWALD, GEORGE	9,000	9,000	0	9,000
STEINBRUNER, JOHN	10,000	10,000	0	0
STEK CO.	6,060	6,060	0	0
STELLAR TECH	20,560	0	20,560	0
STELLITE COATINGS	6,353	6,353	0	0
STELTS, PHIL	10,000	0	10,000	0

Supplier Name	Total \$	SNL/NM \$	SNL/CA \$	NM \$
STEPHENSON, DAVID	9,000	0	9,000	0
STEPHENSON, M. B. & ASSOCIATES	151,000	151,000	0	0
STEPHENS, DANIEL B. & ASSOCIATES	9,540	9,540	0	9,540
STEREOGRAPHICS CORP.	4,375	4,375	0	0
STERK, MARLYN W.	20,000	20,000	0	20,000
STERLING DIAGNOSTICS IMAGING	2,544	2,544	0	0
STERLING ELECTRONICS CORP.	10,827	10,827	0	10,827
STERLING SOFTWARE	106,489	106,489	0	0
STERLING SOFTWARE (US), INC.	15,967	15,967	0	0
STERN-LEACH	4,590	4,590	0	0
STEVENS, WILLIAM L.	24,000	24,000	0	24,000
STEVEN, K. L. CO., INC.	5,225	5,225	0	5,225
STEWART FILMSCREEN CORP.	29,534	29,534	0	0
STEWART, JOHN B.	18,000	18,000	0	0
STIRLING THERMAL MOTORS	138,535	138,535	0	0
STOKES VACUUM, INC.	62,528	62,528	0	0
STONER ASSOCIATES, INC.	5,217	5,217	0	0
STORAGE SYSTEM ENGINEERING	2,402	0	2,402	0
STORAGE TECHNOLOGY CORP.	58,738	58,738	0	0
STORAGETEK	509,600	509,600	0	0
STORMONT, JOHN C., PHD	25,000	25,000	0	25,000
STORMWATER MANAGEMENT, INC.	6,840	6,840	0	0
STORNET	46,360	46,360	0	0
STOUT GROUP, INC., THE	50,000	50,000	0	50,000
STRAETER, DR. OLIVER	11,000	11,000	0	0
STRAT EDGE CORP.	1,100	1,100	0	0
STRATEGIC LEARNING SERVICE	104,000	104,000	0	104,000
STRATEGIC MACHINE TOOL, INC.	33,340	33,340	0	33,340
STRATEGIC TECHNOLOGIES, INC.	553,600	553,600	0	553,600
STRATEGY WORKS	24,000	24,000	0	24,000
STRAWBERRY TREE COMPUTER	7,313	2,988	4,325	0
STREM CHEMICALS, INC.	50,000	50,000	0	0
STRESAU LABORATORY, INC.	112,650	112,650	0	0
STRONG LITE PRODUCTS	3,800	3,800	0	0
STROTHMAN/ASSOCIATES, INC.	173,000	173,000	0	0
STRUCTURAL ANALYSIS, INC.	4,150	4,150	0	0
STRUCTURAL COMPOSITES INDUSTRIES (SCI)	1,000	1,000	0	0
STRUCTURAL DYNAMICS RESEARCH CORP.	290,870	290,870	0	0
STRUCTURAL RESEARCH & ANALYSIS CORP.	13,203	13,203	0	0
STRUCTURE PROBE, INC.	9,082	9,082	0	0
STRUERS, INC.	1,362	560	802	0
STUDIO BLUE REPROGRAPHICS, INC.	50,053	36,860	13,193	0
STUDIO SOLUTIONS	5,854	5,854	0	0
STURGEON ELECTRIC CO., INC.	13,907	13,907	0	0
STUTTS, JIM A.	77,000	77,000	0	0
ST. PETERSBURG FORESTRY TECHNICAL ACADEMY	6,600	6,600	0	0
SUBIA CORP.	165,274	165,274	0	165,274
SUBTECHNIQUE, INC.	3,235	3,235	0	0
SUBURBAN PROPANE	56,000	56,000	0	0
SULLAIR PACIFIC	5,904	0	5,904	0
SULLIVAN, JEREMIAH D.	10,000	10,000	0	0
SULZER METCO, INC.	8,650	8,650	0	0
SUMITOMO CHEMICAL AMERICA, INC.	1,340	1,340	0	0
SUMITOMO ELECTRIC USA, INC.	2,772	0	2,772	0
SUMMIT CONSTRUCTION	2,588,877	2,588,877	0	2,588,877
SUMMIT DESIGN, INC.	34,925	34,925	0	0
SUMMIT ELECTRIC SUPPLY, INC.	243,845	243,845	0	243,845
SUMMIT LEVEL ENGINEERING	28,000	0	28,000	0

Supplier Name	Total \$	SNL/NM \$	SNL/CA \$	NM \$
SUMMIT TECHNOLOGIES	11,085	11,085	0	0
SUMMIT TRAINING SOURCE, INC.	1,090	1,090	0	0
SUMPTER, SHAKIRA D.	5,000	5,000	0	5,000
SUN ELECTRONIC SYSTEMS, INC.	4,790	4,790	0	0
SUN MICROSYSTEMS, INC.	126,722	104,311	22,411	3,294
SUN PNEUMATICS	1,280	1,280	0	0
SUN SALES CO.	108,005	108,005	0	108,005
SUN SYSTEMS	22,000	22,000	0	0
SUN TRAPPER SOLAR SYSTEMS, INC.	132,000	132,000	0	0
SUN VALLEY ELECTRIC SUPPLY CO.	6,437	6,437	0	0
SUN & SON	30,000	30,000	0	30,000
SUNAIR ELECTRONICS, INC.	5,000	5,000	0	0
SUNBELT WHOLESALE CLOTHING	1,033	1,033	0	0
SUNEXPRESS, INC.	7,900	0	7,900	0
SUNFLOWER WELDING	4,390	4,390	0	4,390
SUNLAB, INC.	66,060	66,060	0	66,060
SUNLAND SANITARY SUPPLY, INC.	558,311	558,311	0	558,311
SUNLAND SUPPLY CO., INC.	4,822	4,822	0	0
SUNNEX, INC.	2,308	1,948	360	0
SUNRISE TELEPRODUCTIONS	13,300	13,300	0	13,300
SUNSERVICE, INC.	20,660	0	20,660	0
SUNSOURCE/AIRDRAULICS	5,892	5,892	0	5,586
SUNSOURCE/WARREN-AIRDRAULICS	1,196	1,196	0	0
SUNWEST CAD, INC.	418,444	418,444	0	418,444
SUPELCO, INC.	31,795	16,348	15,447	0
SUPER CONDUCTOR MATERIAL	8,575	8,575	0	0
SUPER OPTRONICS CORP.	7,450	7,450	0	0
SUPER TECH	2,752	2,752	0	0
SUPERCONDUCTIVE COMPONENTS, INC.	4,855	4,855	0	0
SUPERCON, INC.	34,500	34,500	0	0
SUPERFLOW CORP.	17,065	0	17,065	0
SUPERIAIRE TECHNOLOGIES	16,034	16,034	0	16,034
SUPERIOR BUSINESS PRODUCTS, INC.	38,219	33,358	4,861	38,219
SUPERIOR MACHINE	24,210	24,210	0	24,210
SUPERIOR MACHINE & SERVICE CO.	8,356	0	8,356	0
SUPREME ROOFING	302,103	302,103	0	302,103
SURFACE INTERFACE, INC.	3,125	3,125	0	0
SURFACE MOUNT DISTRIBUTION, INC	1,770	1,770	0	0
SURFACE OPTICS CORP.	36,650	36,650	0	0
SURFWARE	5,400	0	5,400	0
SURMET CORP.	2,400	0	2,400	0
SUSS, KARL AMERICA, INC.	291,420	33,340	258,080	0
SV MICROWAVE	2,467	2,467	0	0
SVENSSON, KARL	15,000	15,000	0	15,000
SVERDLOVSK BRANCH OF THE RESEARCH & DEVELOPMENT INSTITUTE OF POWER ENGINEERING	164,405	164,405	0	0
SVERDRUP TECHNOLOGY, INC.	5,000	5,000	0	0
SVTR	1,000	1,000	0	0
SWALES & ASSOCIATES	14,166	14,166	0	0
SWEDISH NUCLEAR FUEL AND WASTE MANAGEMENT CO.	125,000	125,000	0	0
SWEENEY, AMBASSADOR JAMES	50,000	50,000	0	50,000
SWISS JEWEL CO.	14,498	14,498	0	0
SWORD & SHIELD COMPUTER SERVICES, INC.	120,220	120,220	0	0
SYBASE, INC.	85,649	85,649	0	0
SYMON COMMUNICATIONS, INC.	19,792	19,792	0	0
SYNCHRON LASER SERVICE	7,000	7,000	0	0
SYNOPSIS, INC.	58,405	58,405	0	0

Supplier Name	Total \$	SNL/NM \$	SNL/CA \$	NM \$
SYRACUSE UNIVERSITY	100,000	100,000	0	0
SYSCOM SERVICES, INC.	1,467	0	1,467	0
SYSTEM ENGINEERING INTERNATIONAL	38,160	0	38,160	0
SYSTEM RESALE SOLUTIONS IV, LTD.	1,100	1,100	0	0
SYSTEM SAFETY DEVELOPMENT CENTER	10,000	0	10,000	0
SYSTEMATIC SOLUTIONS, INC.	75,000	75,000	0	0
SYSTEMS CONTROL SPECIALIST, INC.	15,000	15,000	0	0
SYSTEMS INTEGRATION PLUS, INC.	286,518	286,518	0	0
SYSTEMS MODELING CORP.	111,700	111,700	0	0
SYSTEMS SOLUTIONS	74,216	74,216	0	74,216
SYSTRAN CORP.	28,135	28,135	0	0
SYSTRON-DONNER	55,784	25,466	30,318	0
T&M RESEARCH PRODUCTS	29,588	29,588	0	29,588
2 WAY DATA SYSTEMS	1,750	1,750	0	0
20TH CENTURY PLASTICS, INC.	1,449	923	526	0
21ST CENTURY ELOQUENCE	1,935	1,935	0	0
30 SECOND STREET, LTD.	78,300	78,300	0	78,300
3D SYSTEMS, INC.	33,400	33,400	0	0
3M SPECIALTY OPTICAL FIBERS	1,103	1,103	0	0
T R C A	23,050	0	23,050	0
TA INSTRUMENTS, INC.	128,869	128,869	0	0
TAB BUSINESS SYSTEMS, INC.	12,381	12,381	0	12,381
TAB MANUFACTURING, INC.	118,210	118,210	0	118,210
TAB PRODUCTS CO.	2,986	0	2,986	0
TAD RESOURCES INTERNATIONAL, INC.	9,580,685	8,740,202	840,483	8,740,202
TADPOLE TECHNOLOGIES	2,420	2,420	0	0
TAGLIAFERRI, EDWARD	30,000	30,000	0	0
TAHIR-KHELI, SHIRIN	20,000	20,000	0	0
TALARIAN CORP.	18,900	18,900	0	0
TALKING DOG MEDIA	13,300	13,300	0	0
TALLY SYSTEMS CORP.	2,419	2,419	0	0
TANAKA SYSTEMS, INC.	4,428	4,428	0	0
TANGENT CONCEPTS, INC.	3,929	0	3,929	0
TANNER RESEARCH, INC.	108,303	108,303	0	0
TAPEMATION MACHINING, INC.	6,924	0	6,924	0
TAR HEEL MICA CO., INC.	1,242	1,242	0	0
TARATEC CORP.	9,600	9,600	0	0
TARGETRONIX CORP.	24,509	24,509	0	0
TASC	64,630	64,630	0	0
TATE INTERIOR PRODUCTS	30,036	30,036	0	0
TATUM CO.	10,760	10,760	0	10,760
TAURUS CO.	1,635	1,635	0	1,635
TAVCO, INC.	1,920	1,920	0	0
TAVEX AMERICA, INC.	6,500	0	6,500	0
TAYCAR ENTERPRISES, INC.	47,440	47,440	0	47,440
TAYLOR-WHARTON CO.	2,289	0	2,289	0
TC COMPUTERS	6,103	6,103	0	0
TC TRUCKING	3,800	3,800	0	3,800
TCI ALUMINUM	9,951	0	9,951	0
TEAC CORP. OF AMERICA	2,680	2,680	0	0
TEAM CORP.	68,199	68,199	0	0
TEAM CO., INC.	2,400	2,400	0	0
TEAM SPECIALTY PRODUCTS CORP.	1,847,734	1,847,734	0	1,847,734
TEAM SPECIALTY SERVICES, INC.	9,980	9,980	0	9,980
TEAM-SERV, INC.	93,729	93,729	0	0
TEC OPTICS	19,197	0	19,197	0
TECA-PRINT USA CORP.	11,980	11,980	0	0
TECH CIRCUITS, INC.	45,657	45,657	0	0
TECH REPS., INC.	1,679,614	1,679,614	0	1,679,614

Supplier Name	Total \$	SNL/NM \$	SNL/CA \$	NM \$
TECH SOFT AMERICA	3,980	3,980	0	0
TECH SPRAY	1,253	1,253	0	0
TECHLINE	7,064	7,064	0	7,064
TECHLINK TRAINING	1,790	1,790	0	0
TECHNADYNE ENGINEERING CONSULTANTS, INC.	599,602	599,602	0	599,602
TECHNICA USA	7,292	0	7,292	0
TECHNICAL COMMUNICATION SERVICES, INC.	10,000	10,000	0	10,000
TECHNICAL GLASS PRODUCTS	4,430	4,430	0	0
TECHNICAL HEATERS, INC.	1,855	1,855	0	0
TECHNICAL INSTRUMENT CO.	19,012	0	19,012	0
TECHNICAL MANUFACTURING CORP.	45,265	9,275	35,990	0
TECHNICAL MARKETING MANUFACTURING, INC.	22,943	22,943	0	17,560
TECHNICAL MATERIALS, INC.	6,400	6,400	0	0
TECHNICAL RESEARCH & MANUFACTURING, INC.	1,142	1,142	0	0
TECHNICAL SAFETY SERVICES, INC.	1,170	0	1,170	0
TECHNICAL SOLUTIONS	2,000	2,000	0	2,000
TECHNICAL UNIVERSITY OF VIENNA	3,000	1,500	1,500	0
TECHNICAL WIRE PRODUCTS, INC.	1,027	1,027	0	0
TECHNICO	2,425	2,425	0	0
TECHNIC, INC.	2,137	0	2,137	0
TECHNIPURE, INC.	76,517	76,517	0	76,517
TECHNI-TOOL, INC.	6,564	5,121	1,443	0
TECHNITROL, INC.	45,385	45,385	0	0
TECHNOLOGY ASSOCIATES	14,000	14,000	0	0
TECHNOLOGY BUILDERS, INC.	20,910	20,910	0	0
TECHNOLOGY DIRECT	24,699	24,699	0	0
TECHNOLOGY MANAGEMENT CO.	698,000	698,000	0	698,000
TECHNOLOGY MANAGEMENT, INC.	76,000	0	76,000	0
TECHNOLOGY STRATEGIES & ALLIANCES	35,000	35,000	0	0
TECHSOURCE CONSULTING, INC.	6,800	6,800	0	6,800
TECHSOURCE, INC.	279,500	279,500	0	279,500
TECHTOOLS	2,024	2,024	0	0
TECHWARE DISTRIBUTION, INC.	1,340	1,340	0	0
TECKNIT, INC.	4,622	4,622	0	0
TECNAR AUTOMATION	114,036	114,036	0	0
TECOLOTE RESEARCH	474,836	474,836	0	0
TECOM INDUSTRIES, INC.	13,515	13,515	0	0
TECPLOT	2,149	2,149	0	0
TEF CONSTRUCTION, INC.	233,294	233,294	0	233,294
TEGAM, INC.	7,540	7,540	0	0
TEI ENGINEERED PRODUCTS, INC.	18,332	18,332	0	0
TEK TOOLS, INC.	5,750	5,750	0	0
TEKAMAH CORP.	50,000	50,000	0	0
TEKNOR	16,513	16,513	0	0
TEKTRONIX, INC.	2,157,293	1,878,943	278,350	28,228
TEK-VAC INDUSTRIES, INC.	15,500	15,500	0	0
TELASSIST CORP.	26,150	26,150	0	0
TELATRAN	3,139	0	3,139	0
TELEBYTE TECHNOLOGY, INC.	1,065	1,065	0	0
TELECOM COMPLEKT SERVICE	138,878	138,878	0	0
TELECOM SOLUTIONS, INC.	7,250	7,250	0	0
TELECOMMUNICATIONS & TECHNOLOGIES INTERNATIONAL, INC.	148,000	148,000	0	0
TELEDYNE BROWN ENGINEERING ENERGY SYSTEMS	551,065	0	551,065	0
TELEFILM, INC.	6,400	6,400	0	0
TELEGENIX/GRIM CORP.	3,900	3,900	0	0
TELEMOTIVE INDUSTRIAL CONTROLS	1,344	1,344	0	0

Supplier Name	Total \$	SNL/NM \$	SNL/CA \$	NM \$
TELOGY	9,307	9,307	0	0
TELONIC/BERKELEY	1,200	1,200	0	0
TEMCO, INC.	1,425	1,425	0	0
TEMPLATE GRAPHICS SOFTWARE, INC.	4,860	4,860	0	0
TEMPLE, J. HARVEY	5,000	5,000	0	5,000
TEMPRESKO, INC.	9,630	0	9,630	0
TENCOR INSTRUMENTS	11,375	11,375	0	0
TENNEY ENGINEERING, INC.	1,797	0	1,797	0
TERADYNE, INC.	118,800	118,800	0	0
TERRA UNIVERSAL, INC.	47,921	36,854	11,067	0
TERRALOG TECHNOLOGIES USA, INC.	74,350	74,350	0	0
TERRAN CORP.	7,050	7,050	0	0
TERRATEK, INC.	49,500	49,500	0	0
TERRITORIAL CCI	3,078	3,078	0	3,078
TESA ENTRY SYSTEMS, INC.	6,596	2,188	4,408	0
TESCOM CORP.	13,380	0	13,380	0
TESEC, INC.	2,600	2,600	0	0
TESOFT, INC.	1,537	1,537	0	0
TEST EQUIPMENT CONNECTION CORP.	14,500	14,500	0	0
TEST EQUIPMENT CORP.	5,200	5,200	0	0
TEST EQUIPMENT SALES LEASING	5,000	5,000	0	0
TEST EQUITY, INC.	31,064	0	31,064	0
TEST & MEASUREMENT SYSTEM, INC.	9,310	9,310	0	0
TETRA CORP.	10,000	10,000	0	10,000
TETRA PRECISION, INC.	2,998	0	2,998	0
TETRA TECH EM, INC.	380,000	380,000	0	380,000
TEWA TEE'S	3,249	3,249	0	3,249
TEXAS AGRICULTURAL EXPERIMENT STATION	127,032	0	127,032	0
TEXAS A&M RESEARCH FOUNDATION	80,000	80,000	0	0
TEXAS A&M UNIVERSITY SYSTEM	339,681	339,681	0	0
TEXAS INSTRUMENTS, INC.	4,728	4,728	0	3,995
TEXAS LOCK & DOOR CLOSER, INC.	1,368	1,368	0	0
TEXAS MICRO	4,365	4,365	0	0
TEXAS TECH UNIVERSITY	61,494	61,494	0	0
TEXTRON DEFENSE SYSTEMS	11,611	11,611	0	0
TFI-TELEMARK	28,300	28,300	0	0
TGM DETECTORS, INC.	2,550	2,550	0	0
THALER MACHINE CO.	18,000	18,000	0	0
THAR DESIGNS, INC.	37,063	37,063	0	0
THELEN, DON	65,000	65,000	0	0
THEODOSIS, MICHAEL S.	48,000	48,000	0	0
THERMACORE, INC.	1,245	1,150	95	0
THERMAL CONVERSION TECHNOLOGY	94,461	94,461	0	0
THERMAL DYNAMICS	5,628	0	5,628	0
THERMAL TECHNOLOGY, INC.	25,099	25,099	0	0
THERMAL WAVE IMAGING, INC.	211,033	211,033	0	0
THERMIONICS LABORATORY, INC.	8,255	2,325	5,930	0
THERMIONICS NORTHWEST, INC.	68,459	24,160	44,299	0
THERMO ELECTRIC COOLING AMERICAN CORP.	2,525	0	2,525	0
THERMO ELECTRON TECOMET CORP.	1,300	1,300	0	0
THERMO ENVIRONMENTAL INSTRUMENTS, INC.	14,118	14,118	0	0
THERMO INFORMATION SOLUTIONS	66,923	66,923	0	0
THERMO NUTECH	1,017,399	1,017,111	288	1,017,111
THERMO OPTEK CORP.	50,984	22,176	28,808	0
THERMO PHYSICAL PROPERTIES RESEARCH LAB	9,100	9,100	0	0
THERMO SHIELD	1,593	700	893	0
THERMO VOLTEK CORP.	179,722	179,722	0	0
THERMOCARBON, INC.	1,117	1,117	0	0

Supplier Name	Total \$	SNL/NM \$	SNL/CA \$	NM \$
THERMONICS, INC.	2,000	2,000	0	0
THERMOTRON INDUSTRIES, INC.	54,550	54,550	0	0
THERMOTRON SERVICE	2,150	2,150	0	0
THERM-X OF CALIFORNIA	3,487	0	3,487	0
THETA PLATE, INC.	10,720	10,720	0	10,720
THIN FILM LAB	2,037	1,425	612	0
THIN FILM TECHNOLOGY	4,660	4,660	0	0
THIN FILMS SYSTEMS TECHNOLOGIES (TFS)	2,000	2,000	0	2,000
THIOKOL CORP.	5,651,281	5,645,768	5,513	0
THIRTY SIGMA CORP.	18,200	18,200	0	0
THM, INC.	3,000	3,000	0	0
THOMAS, ROBERT	10,000	10,000	0	0
THOMPSON, LANCE A.	140,000	140,000	0	0
THOMPSON, SARAH K.	8,000	0	8,000	0
THOMSON COMPONENTS AND TUBES CORP.	9,200	9,200	0	0
THOMSON INDUSTRIES, INC.	1,810	1,810	0	0
THOMSON-CSF	73,680	73,680	0	0
THOMSON, GEORGE S. CO. OF NEW MEXICO	2,164	2,164	0	2,164
THOR COMPUTERS, LTD.	2,844	2,844	0	2,844
THORLABS, INC.	85,171	52,148	33,023	0
THUNDER SCIENTIFIC CORP.	40,550	40,550	0	40,550
TIE SYSTEMS, INC. NEW MEXICO	1,760	1,760	0	1,760
TIFFANY & CO.	1,500	1,500	0	0
TIGER DIRECT	3,630	3,630	0	0
TIGER SOFTWARE	3,111	3,111	0	0
TIME ELECTRONICS	1,490	1,490	0	0
TIMEMED LABELING SYSTEMS, INC.	5,027	5,027	0	0
TIMES MICROWAVE SYSTEMS, INC.	34,980	34,980	0	0
TIMEVISION	5,500	5,500	0	0
TINIUS-OLSEN TESTING MACHINE CO.	1,400	1,400	0	0
TINKER ENTERPRISES, INC.	6,085	6,085	0	0
TIR SYSTEMS, LTD.	1,650	1,650	0	0
TISONE, GARY C.	5,000	5,000	0	5,000
TITAN TOOL SUPPLY CO., INC.	1,175	1,175	0	0
TJ SALES	6,290	6,290	0	0
TJBG CONSULTING, INC.	5,000	5,000	0	0
TJ'S CAMERA & ONE HOUR PHOTO	12,481	12,481	0	12,481
TLC UNIFORMS	1,576	1,576	0	1,576
TMA, INC.	17,707	17,707	0	17,707
TMC-MICRO-G	12,960	12,960	0	0
TMN SERVICES	4,000	4,000	0	4,000
TMS SEQUOIA	16,064	15,882	182	0
TN SPECTRACE	87,900	87,900	0	0
TNR ENTERPRISES	12,000	12,000	0	12,000
TOGO, DR. DENNIS	5,000	5,000	0	5,000
TOLTEC ENTERPRISES, INC.	9,664	9,664	0	9,664
TOMA ENTERPRISE, LLC	230,000	230,000	0	0
TONOPAH SAND & GRAVEL	50,100	50,100	0	0
TONTO DRILLING SERVICES, INC.	9,500	9,500	0	0
TOPCHIEV INSTITUTE OF PETROCHEMICAL SYNTHESIS	90,000	90,000	0	0
TOSHIBA AMERICA INFORMATION SYTEMS, INC.	2,556	1,628	928	0
TOSOH SMD, INC.	13,970	13,970	0	0
TOTAL INFO., INC.	3,498	3,498	0	0
TO-VEL INDUSTRIES, INC.	93,960	93,960	0	0
TOVEY ENGINEERING, INC.	11,295	11,295	0	0
TOWER CONCEPTS	6,415	6,415	0	0
TOWER SYSTEMS, INC.	4,503	4,503	0	0
TOWERS PERRIN	100,000	100,000	0	0

Supplier Name	Total \$	SNL/NM \$	SNL/CA \$	NM \$
TOWNE TECHNOLOGIES, INC.	29,925	29,925	0	0
TOXSCAN, INC.	2,220	0	2,220	0
TOYO OPTICS INDUSTRIES, INC.	3,990	3,990	0	0
TOYOTA MATERIAL HANDLING	1,975	0	1,975	0
T-P PUMP & PIPE CO.	13,716	13,716	0	13,716
TPI, INC.	249,963	249,963	0	0
TPL, INC.	8,650	8,650	0	8,650
TQ ABRASIVE MACHINING	18,471	0	18,471	0
TRACE TECHNOLOGIES CORP.	9,000	9,000	0	0
TRACER RESEARCH CORP.	20,000	20,000	0	0
TRA-CON, INC.	1,674	1,204	470	0
TRACOR APPLIED SCIENCES, INC.	219,960	219,960	0	0
TRAK CERAMICS, INC.	11,201	11,201	0	0
TRAK MICROWAVE CORP.	9,705	9,705	0	0
TRANE CO., THE	32,896	32,896	0	0
TRANS 360, INC.	3,975	0	3,975	0
TRANS EXPRESS COURIER SERVICE	2,000	2,000	0	0
TRANS-AMERITECH SYSTEMS	216,872	216,872	0	0
TRANSARC CORP.	89,685	89,685	0	0
TRANSCAT	1,090	1,090	0	0
TRANSDUCER TECHNIQUES	1,411	1,411	0	0
TRANSDUCTION	7,711	0	7,711	0
TRANSEND CORP.	16,250	16,250	0	0
TRANSERA/HTB INTERNATIONAL	4,725	4,725	0	0
TRANSETTLEMENTS, INC.	5,000	5,000	0	0
TRANSISTOR DEVICES, INC.	66,150	66,150	0	0
TRANSOLUTIONS, LLC	30,000	30,000	0	0
TRANSOM TECHNOLOGIES, INC.	21,900	21,900	0	0
TRANS-PACIFIC GEOTHERMAL CORP.	35,000	35,000	0	0
TRANSPORT PLASTICS, INC.	13,475	13,475	0	0
TRANSPORTATION RENTAL & SALES	1,681	1,681	0	1,681
TRANSTEC LASER, INC.	39,000	39,000	0	0
TREBOR INTERNATIONAL	13,192	13,192	0	0
TREK, INC.	1,900	1,900	0	0
TREMBLY ASSOCIATES, INC.	7,490	7,490	0	7,490
TRENCH PLATE RENTAL CO.	1,855	0	1,855	0
TRENCHLESS RESOURCES INTERNATIONAL	8,300	8,300	0	0
TRENTON TECHNOLOGY	2,531	2,531	0	0
TRI CORP.	4,000	4,000	0	4,000
TRIAD MACHINE TOOL CO.	47,600	47,600	0	0
TRIADD SOFTWARE CORP.	32,254	6,464	25,790	0
TRI-C TEMP-TECH	24,074	24,074	0	24,074
TRI-GAS, INC.	2,646,040	2,646,040	0	2,646,040
TRIKON TECHNOLOGIES	40,000	40,000	0	0
TRILITHIC, INC.	2,220	2,220	0	0
TRI-MAP INTERNATIONAL, INC.	3,442	0	3,442	0
TRINITECH INTERNATIONAL, INC.	4,130	4,130	0	0
TRIQUINT SEMICONDUCTOR TEXAS	8,400	8,400	0	0
TRIQUINT SEMICONDUCTOR, INC.	99,125	99,125	0	0
TRI-STAR COMPUTER	120,826	120,826	0	0
TRISTAR COMPUTERS	112,513	99,238	13,275	0
TRITEAL	2,249	2,249	0	0
TRI-VALLEY BUSINESS COUNCIL	2,500	0	2,500	0
TROEMNER, INC.	3,604	3,604	0	0
TROMPETER ELECTRONICS, INC.	23,494	23,494	0	8,976
TROXELL COMMUNICATIONS, INC.	67,273	67,273	0	67,273
TRU SOLUTIONS, INC.	5,134	5,134	0	0
TRUDO, ROBERT	11,850	11,850	0	11,850
TRUE-TECH CORP.	27,913	27,913	0	0

Supplier Name	Total \$	SNL/NM \$	SNL/CA \$	NM \$
TRUEVISION	1,850	1,850	0	0
TRUJILLO, A. T., INC.	9,640,040	9,626,170	13,870	9,640,040
TRUMPF, INC.	7,838	7,838	0	0
TRW, INC.	83,726	83,726	0	0
TSA SYSTEMS, LTD.	95,898	95,898	0	0
TSAO, SYLVIA S.	60,000	60,000	0	60,000
TSD BIOSERVICES	5,000	0	5,000	0
TSI, INC.	60,565	59,355	1,210	7,640
TSK AMERICA, INC.	141,714	141,714	0	0
TSUI, PROF. DAN	5,000	5,000	0	0
T-TECH	1,048	1,048	0	0
TTI WIRELESS	3,810	3,810	0	0
TTI, INC.	68,574	54,582	13,993	0
TUBE SERVICE CO.	1,069	378	691	0
TUCKER ELECTRONICS CO.	23,550	7,750	15,800	0
TUCK, A. J. CO.	17,740	17,740	0	0
TUCSON OPTICAL RESEARCH CORP.	17,100	0	17,100	0
TUDOR TECHNOLOGY, LTD.	7,865	7,769	96	0
TULIP GRAPHICS & PUBLISHING	1,015	0	1,015	0
TURBO ELECTRONICS, INC.	1,776	1,776	0	0
TURBO SPRAY MIDWEST, INC.	1,550	1,550	0	0
TURF & INDUSTRIAL EQUIPMENT CO.	19,261	0	19,261	0
TURNER, FRED E. CO.	1,226	0	1,226	0
TURNQUIST, DR. MARK	12,000	12,000	0	0
TURTLE MOUNTAIN SUPPLY CO.	55,235	55,235	0	55,235
TUT SYSTEMS	3,710	3,710	0	0
TW GRAPHICS	3,165	3,165	0	0
TWIN PEAKS SOFTWARE SOLUTIONS, INC.	12,000	12,000	0	12,000
TWO PHASE ENGINEERING & RESEARCH, INC.	60,000	60,000	0	0
TXBASE SYSTEMS, INC.	47,814	47,814	0	0
U MIRACLE MICROSYSTEMS	23,398	0	23,398	0
UARCO, INC.	2,590	2,590	0	2,590
U-BLOX AG	2,577	2,577	0	0
U-C COMPONENTS, INC.	11,292	10,848	444	0
UDT SENSORS, INC.	85,068	84,350	719	0
UES, INC.	5,400	5,400	0	0
UFP TECHNOLOGIES, INC.	9,522	9,522	0	0
UIC/REAL ESTATE	258,625	258,625	0	0
ULINE SHIPPING SUPPLY SPECIALISTS	2,174	2,174	0	0
ULTIMATE ELECTRONICS	9,074	9,074	0	9,074
ULTRA MOTION	1,770	0	1,770	0
ULTRA TECH CO.	7,312	5,352	1,960	0
ULTRALIFE BATTERIES	27,984	27,984	0	0
ULTRA-SPEC CABLE, INC.	4,339	4,339	0	0
ULTRATECH STEPPER, INC.	14,750	14,750	0	0
ULTRON SYSTEMS, INC.	15,370	15,370	0	0
UMIRACLE MICROSYSTEMS, INC.	11,021	0	11,021	0
UNERTL, JOHN OPTICAL CO.	3,333	3,333	0	0
UNHOLTZ-DICKIE CORP.	8,388	8,173	215	0
UNICIRCUIT, INC.	45,258	45,258	0	0
UNIDIRECT	3,784	3,784	0	0
UNIFILM TECHNOLOGY	8,800	8,800	0	0
UNI-FIT	4,202	4,202	0	0
UNILAB CORP.	8,000	0	8,000	0
UNION CARBIDE CORP.	51,350	50,500	850	0
UNION PROCESS	18,039	13,982	4,057	0
UNION PUMP CO.	2,802	2,802	0	0
UNIPAC SERVICE CORPORATION	15,695	15,695	0	0
UNIPRESS SOFTWARE, INC.	4,760	581	4,179	0

Supplier Name	Total \$	SNL/NM \$	SNL/CA \$	NM \$
UNIQUE SERVICES CO.	39,252	39,252	0	39,252
UNIRUBBER, INC.	2,030	2,030	0	0
UNISIL CORP.	769,750	769,750	0	0
UNISTRUT-NEW MEXICO	6,287	6,287	0	6,287
UNISTRUT-NORTHERN CALIFORNIA	12,919	0	12,919	0
UNIT INSTRUMENTS, INC.	16,325	16,325	0	0
UNITED COMPUTER PRODUCTS CO.	12,479	12,479	0	0
UNITED EDUCATION CENTERS	1,495	1,495	0	0
UNITED ENDOSCOPY	29,550	29,550	0	0
UNITED MINERAL CHEMICAL CORP.	6,344	6,344	0	0
UNITED OFFSET SUPPLY CO.	1,960	1,960	0	1,960
UNITED SALT CORP.	50,000	50,000	0	0
UNITED SOLAR SYSTEMS CORP.	2,880	2,880	0	0
UNITED TECHNOLOGIES	924,546	924,546	0	0
UNITEK EQUIPMENT, INC.	20,800	20,800	0	0
UNITOG CO.	11,500	0	11,500	0
UNIVERSAL AIR PRODUCTS CORP.	55,798	0	55,798	0
UNIVERSAL COMPONENTS	1,794	1,794	0	0
UNIVERSAL CONSTRUCTORS, INC.	308,380	308,380	0	308,380
UNIVERSAL METAL SPINNING CO., INC.	12,525	12,525	0	12,525
UNIVERSAL SHIELDING CORP.	4,225	4,225	0	0
UNIVERSAL TOOL SERVICE	6,884	0	6,884	0
UNIVERSIDAD NACIONAL AUTONOMA DE NICARAGUA	36,324	36,324	0	0
UNIVERSIDAD NACIONAL DE LA PLATA	11,744	11,744	0	0
UNIVERSITA' DEGLI STUDI DI TRENTO	8,900	8,900	0	0
UNIVERSITY OF ALASKA FAIRBANKS	25,000	0	25,000	0
UNIVERSITY OF ARIZONA	272,503	272,503	0	0
UNIVERSITY OF CALGARY	44,219	44,219	0	0
UNIVERSITY OF CALIFORNIA	791,474	260,405	531,069	0
UNIVERSITY OF CALIFORNIA	157,125	157,125	0	0
UNIVERSITY OF CALIFORNIA BERKELEY	10,000	0	10,000	0
UNIVERSITY OF CALIFORNIA DAVIS	71,520	61,520	10,000	0
UNIVERSITY OF CALIFORNIA IRVINE	486,829	46,000	440,829	0
UNIVERSITY OF CALIFORNIA LOS ANGELES	84,280	84,280	0	0
UNIVERSITY OF CALIFORNIA RIVERSIDE	49,927	49,927	0	0
UNIVERSITY OF CALIFORNIA SAN DIEGO	38,681	38,681	0	0
UNIVERSITY OF CENTRAL FLORIDA	1,564,921	1,564,921	0	0
UNIVERSITY OF COLORADO	483,802	483,802	0	0
UNIVERSITY OF DAYTON	219,860	199,863	19,997	0
UNIVERSITY OF FLORIDA	292,766	247,766	45,000	0
UNIVERSITY OF GRONINGEN	5,000	5,000	0	0
UNIVERSITY OF HOUSTON	47,247	47,247	0	0
UNIVERSITY OF ILLINOIS	516,059	291,262	224,797	0
UNIVERSITY OF KENTUCKY	15,000	0	15,000	0
UNIVERSITY OF LIVERPOOL	18,842	18,842	0	0
UNIVERSITY OF MARYLAND	50,000	50,000	0	0
UNIVERSITY OF MIAMI	70,000	0	70,000	0
UNIVERSITY OF MICHIGAN	474,531	474,531	0	0
UNIVERSITY OF MINNESOTA	141,356	0	141,356	0
UNIVERSITY OF MISSOURI	20,608	20,608	0	0
UNIVERSITY OF NEBRASKA	46,150	0	46,150	0
UNIVERSITY OF NEVADA LAS VEGAS	65,405	65,405	0	0
UNIVERSITY OF NEVADA RENO	165,000	165,000	0	0
UNIVERSITY OF NEW MEXICO	5,856,805	5,854,437	2,368	5,856,805
UNIVERSITY OF NEW MEXICO TECHNOLOGY DEVELOPMENT CORP.	582,055	582,055	0	582,055
UNIVERSITY OF NORTH DAKOTA	94,818	94,818	0	0
UNIVERSITY OF NOTRE DAME	20,000	20,000	0	0

Supplier Name	Total \$	SNL/NM \$	SNL/CA \$	NM \$
UNIVERSITY OF OKLAHOMA – NORMAN	2,120	2,120	0	0
UNIVERSITY OF PENNSYLVANIA	25,000	25,000	0	0
UNIVERSITY OF PITTSBURGH	44,248	44,248	0	0
UNIVERSITY OF SOUTH CAROLINA	70,000	70,000	0	0
UNIVERSITY OF SOUTH FLORIDA	210,379	102,593	107,786	0
UNIVERSITY OF SOUTHWESTERN LOUISIANA	40,000	40,000	0	0
UNIVERSITY OF STRATHCLYDE	99,964	99,964	0	0
UNIVERSITY OF TENNESSEE	75,000	75,000	0	0
UNIVERSITY OF TEXAS ARLINGTON	14,500	14,500	0	0
UNIVERSITY OF TEXAS AUSTIN	391,426	391,426	0	0
UNIVERSITY OF TEXAS DALLAS	75,010	75,010	0	0
UNIVERSITY OF TEXAS EL PASO	117,791	117,791	0	0
UNIVERSITY OF UTAH	424,128	424,128	0	0
UNIVERSITY OF VIRGINIA	49,296	49,296	0	0
UNIVERSITY OF WASHINGTON	57,000	57,000	0	0
UNIVERSITY OF WISCONSIN MADISON	736,295	668,840	67,455	0
UNIVERSITY OF WOLLONGONG	1,200	1,200	0	0
UNIVERSITY TECHNOLOGIES INTERNATIONAL	4,500	4,500	0	0
UNIWAVE TECHNOLOGY	1,600	0	1,600	0
UNOCAL CORP.	210,000	210,000	0	0
UNUM LIFE INSURANCE CO. OF AMERICA	51,000	51,000	0	0
UPCHURCH SCIENTIFIC	5,447	0	5,447	0
UPGRADE GROUP, THE	8,304	8,304	0	0
US CAD	11,370	0	11,370	0
US ELECTRICAL CORP.	1,258,722	1,258,722	0	1,258,722
US FILTER CORP.	218,688	192,992	25,695	180,546
US GEOTHERMAL INDUSTRIES CORP.	112,000	112,000	0	0
US GUNS	14,000	14,000	0	0
US LASER CORP.	7,840	7,840	0	0
US RENTALS	82,175	82,175	0	82,175
US SECURITY ASSOCIATES, INC.	26,422,282	23,326,023	3,096,259	0
US WEST COMMUNICATIONS FEDERAL SERVICES, INC.	23,617	23,617	0	517
USA MICRODYNAMICS	6,532	6,532	0	6,532
US, INC.	38,052	33,021	5,031	0
UTA—BARBARA GOERS	50,000	0	50,000	0
UTAH STATE UNIVERSITY	34,722	34,722	0	0
UTILITY PRODUCTS	1,395	1,395	0	1,395
UTMC MICROELECTRONIC SYSTEMS, INC. (UTMC)	1,379,592	1,379,592	0	0
UVOCS, INC.	14,500	7,600	6,900	0
UZBEKISTAN INSTITUTE FOR NUCLEAR PHYSICS	35,400	35,400	0	0
V&S MOLDING, INC.	2,071	2,071	0	0
V G KHLOPIN RADIUM INSTITUTE	132,885	132,885	0	0
V—A OPTICAL LABS	1,100	1,100	0	0
VA RESEARCH, INC.	199,863	44,252	155,611	0
VACCO INDUSTRIES	2,900	0	2,900	0
VACUUM INSTRUMENT CORP.	2,380	2,380	0	0
VACUUM RESEARCH MANUFACTURING CO.	4,200	4,200	0	0
VACUUM TECHNOLOGY, INC.	39,310	37,480	1,830	0
VACUUM/ATMOSPHERES CO.	15,877	15,877	0	0
VAISALA, INC.	1,310	1,310	0	0
VALCO INSTRUMENTS	12,206	12,206	0	0
VAL—COMM, INC.	2,003,945	2,003,945	0	2,003,945
VALDOR FIBER OPTICS	4,000	4,000	0	0
VALHALLA SCIENTIFIC, INC.	22,916	22,916	0	0
VALIDYNE ENGINEERING CORP.	16,709	16,709	0	0
VALIN CORP.	8,898	0	8,898	0
VALLEN SAFETY SUPPLY CO.	107,497	104,968	2,529	104,968
VALLEY DESIGN	6,310	6,310	0	0

Supplier Name	Total \$	SNL/NM \$	SNL/CA \$	NM \$
VALLEY ENGINEERING	50,020	0	50,020	0
VALLEY MACHINE SHOP	3,344	0	3,344	0
VALLEY WELDERS SUPPLY CO.	2,755	2,755	0	2,755
VALPEY--FISHER CORP.	1,950	1,950	0	0
VALTRON TECHNOLOGIES, INC.	1,365	1,365	0	0
VALUE BEHAVIORAL HEALTH	147,150	147,150	0	0
VALYN INTERNATIONAL	140,398	140,398	0	140,398
VAN DOMELEN, BRUCE	15,750	15,750	0	15,750
VAN SCYOC, JOHN	44,150	0	44,150	0
VANDERBILT UNIVERSITY	184,875	84,875	100,000	0
VANDERPLAATS RESEARCH & DEVELOPMENT, INC.	1,700	0	1,700	0
VANGARD TECHNOLOGY	258,418	258,418	0	0
VANGUARD ELECTRONICS CO., INC.	38,302	38,302	0	0
VANGUARD INSTRUMENTS CO., INC.	8,855	8,855	0	0
VANNER, INC.	1,226	1,226	0	0
VANYSEK, DR. PETR	23,000	23,000	0	0
VAN, WATERS & ROGERS	3,500	3,500	0	310
VARIAN ASSOCIATES, INC.	442,906	392,564	50,342	0
VARI--L CO., INC.	1,125	1,125	0	0
VAROZZA, GWYN	40,000	0	40,000	0
VAS ENGINEERING, INC.	7,158	7,158	0	0
VASHAW SCIENTIFIC, INC.	49,387	49,387	0	0
VASTA, ELLEN	8,000	0	8,000	0
VATELL	1,520	1,520	0	0
VATTEL	1,000	1,000	0	0
VAT, INC.	76,553	49,580	26,973	0
VAUTOMATION, INC.	199,500	199,500	0	0
VAZIRI, HANS H.	100,000	100,000	0	0
VBS MANUFACTURING, INC.	3,215	3,215	0	3,215
VECTOR CANTECH, INC.	4,960	4,960	0	0
VECTOR FIELDS, INC.	15,313	15,313	0	0
VECTRON LABORATORIES, INC.	5,775	5,775	0	0
VEDA SYSTEMS, INC.	23,900	18,900	5,000	0
VEECO INSTRUMENTS, INC.	12,352	12,352	0	0
VEGA	1,126	1,126	0	0
VELMEX, INC.	12,826	2,769	10,057	0
VEN--MAR ELECTRONICS	1,950	1,950	0	0
VERIBEST, INC.	143,294	72,016	71,278	0
VERILOG, INC.	27,565	27,565	0	0
VERIS INDUSTRIES, INC.	5,352	5,352	0	0
VERISIGN, INC.	7,500	7,500	0	0
VERITAS SOFTWARE	1,617	1,617	0	0
VERITY, INC.	5,000	5,000	0	0
VERNITRON CORP.	18,840	18,840	0	0
VERSALOGIC CORP.	1,577	1,577	0	0
VERSANT OBJECT TECHNOLOGY	123,670	123,670	0	0
VERSATILE TECHNOLOGIES, INC.	4,506	4,506	0	0
VERSITRON	23,305	23,305	0	0
VERTEQ, INC.	652,539	652,539	0	0
VERTEX--NEW MEXICO	144,058	144,058	0	144,058
VESUVIUS--MCDANEL CO.	7,116	0	7,116	0
VG SCIENTIFIC	4,002	4,002	0	0
VH INDUSTRIAL SOLUTIONS	1,665	0	1,665	0
VIA	100,000	100,000	0	100,000
VIASOFT, INC.	6,666	6,666	0	0
VIATRAN CORP.	1,125	1,125	0	0
VIA, INC.	5,824	5,824	0	0
VIBRO--ACOUSTIC SCIENCES, INC.	49,400	49,400	0	0

Supplier Name	Total \$	SNL/NM \$	SNL/CA \$	NM \$
VIBROGRAF USA CORP.	1,995	1,995	0	0
VICOR CORP.	16,581	16,581	0	0
VICTORIA MACHINE & FAB, INC.	103,657	103,657	0	0
VIDARO CORP.	3,078	0	3,078	0
VIDEO ENTERPRISES, INC.	13,500	13,500	0	13,500
VIDEO LABS, INC.	1,194	1,194	0	0
VIDEO SECURITY SPECIALISTS, INC.	1,263	1,263	0	0
VIDEO TECHNICAL SERVICES, INC.	2,358	2,358	0	2,358
VIDEO TELECOMMUNICATIONS	4,590	4,590	0	0
VIDEOJET SYSTEMS INTERNATIONAL, INC.	3,420	3,420	0	0
VIEWLOGIC SYSTEMS, INC.	56,458	56,458	0	0
VIEWPOINT	1,495	1,495	0	0
VIMA INTERNATIONAL	7,000	7,000	0	0
VIMAR CORP.	2,925	2,925	0	0
VINCENT ASSOCIATES	1,360	1,360	0	0
VINDICATOR CORP.	15,603	15,603	0	0
VIRGINIA POLYTECHNIC INSTITUTE	70,478	70,478	0	0
VIRGINIA SEMICONDUCTOR	19,266	19,266	0	0
VIRTUAL COMPUTER CORP.	2,495	2,495	0	0
VIRTUAL TECHNOLOGY CORP.	3,760	3,760	0	0
VISA	24,892	24,892	0	0
VISHAY INTERTECHNOLOGY, INC.	8,597	8,597	0	0
VISHAY THIN FILM	3,207	3,207	0	0
VISIBLE SYSTEMS CORP.	2,925	2,925	0	0
VISIO CORP.	6,085	6,085	0	0
VISION 1	211,256	148,141	63,115	0
VISION RESEARCH CORP.	3,920	3,920	0	0
VISION WEAR, INC.	3,400	3,400	0	3,400
VISIONARY DESIGN SYSTEMS, INC.	1,000	1,000	0	0
VISTA CONTROL SYSTEMS, INC.	12,546	12,546	0	12,546
VISTEK, INC.	3,495	3,495	0	0
VISUAL IMPRESSIONS PLUS	24,414	24,414	0	24,414
VISUAL INSTRUMENTATION CORP.	1,000	1,000	0	0
VISUAL NUMERICS, INC.	107,833	107,833	0	0
VISUAL SOLUTIONS	2,495	2,495	0	0
VITAL	1,320	1,320	0	0
VITAL IMAGE TECHNOLOGY	1,529	1,529	0	0
VITECH CORP.	1,291	1,291	0	0
VITESSE SEMICONDUCTOR CORP.	152,000	152,000	0	0
VI/VISUALIZE, INC.	1,490	1,490	0	0
VME MICROSYSTEMS INTERNATIONAL CORP. (VMIC)	48,516	48,516	0	0
VMETRO, INC.	53,965	46,180	7,785	0
VMI, INC.	1,008	0	1,008	0
VNIIGAZ	77,700	77,700	0	0
VOLSTRO MANUFACTURING CO.	2,085	2,085	0	0
VON RIESEMANN, WALTER A.	13,600	13,600	0	13,600
VOSS SCIENTIFIC, INC.	37,600	37,600	0	37,600
VULCAN BINDER & COVER	11,003	11,003	0	0
VULCANIUM CORP.	2,369	0	2,369	0
VWR SCIENTIFIC PRODUCTS	22,132	6,477	15,654	0
VXI TECHNOLOGY, INC.	97,520	97,520	0	96,770
WACONDO, MAUREEN	1,050	1,050	0	1,050
WADSWORTH, DONALD K.	69,072	0	69,072	0
WAFERNET, INC.	98,268	44,500	53,768	0
WAGNER, DR. ABRAHAM R.	2,500	2,500	0	0
WAISMAN, EDUARDO CONSULTANT	10,000	10,000	0	0
WAKE, DOUGLAS R.	10,000	10,000	0	0
WALKER ELECTRONIC SUPPLY CO.	55,529	55,529	0	55,529

Supplier Name	Total \$	SNL/NM \$	SNL/CA \$	NM \$
WALKER, BOB CO.	1,100	0	1,100	0
WALLACE, B. E. PRODUCTS CORP.	2,765	2,765	0	0
WALLACE, JILL S.	11,500	11,500	0	0
WALLAC, INC.	13,810	13,810	0	0
WALSH, DR. STEVE	30,000	30,000	0	0
WALSTON, JIM ARTIST	2,400	2,400	0	2,400
WALTERS PRECISION SERVICE, INC.	6,600	6,600	0	0
WANDEL & GOLTERMANN	47,298	0	47,298	0
WANG	33,997	10,007	23,990	0
WARD, ALLEN C.	7,000	7,000	0	0
WARD, EDWARD B. & CO	7,188	0	7,188	0
WARTELL, MICHAEL A.	10,000	10,000	0	0
WASHBURN & CO. DISTRIBUTORS	3,760	0	3,760	0
WASHINGTON INSTITUTE, INC., THE	169,403	0	169,403	0
WASHINGTON PROFESSIONAL SYSTEM	2,329	2,329	0	0
WASHINGTON STATE UNIVERSITY	61,025	60,000	1,025	0
WASTE MANAGEMENT FEDERAL SERVICES	3,166	3,166	0	0
WASTE POLICY INSTITUTE	74,000	74,000	0	0
WASTEQUIP MAY MANUFACTURING	51,280	51,280	0	0
WATERLOO MAPLE SOFTWARE	2,289	2,289	0	0
WATERS CORP.	180,519	180,519	0	0
WATERS, LEWIS	135,000	135,000	0	0
WATLOW ELECTRIC MANUFACTURING CO.	26,728	26,728	0	0
WAVE METRICS	1,755	499	1,256	0
WAVE TECHNOLOGIES	1,995	1,995	0	0
WAVEFRONT SCIENCES, INC.	6,300	6,300	0	6,300
WAVEFUNCTION, INC.	9,200	9,200	0	0
WAVETEK CORP.	3,226	3,226	0	0
WAVETEK, INC.	12,865	12,865	0	12,865
WAXMAN, ROBERT, INC.	3,850	3,850	0	0
WAYA RESEARCH, INC.	59,980	59,980	0	59,980
WD DISTRIBUTING	2,389	2,389	0	0
WEB TECHNOLOGY	11,655	11,655	0	0
WEBTRENDS, INC.	2,739	2,739	0	0
WEDGE TECHNOLOGY	11,418	11,418	0	0
WEED INSTRUMENT CO., INC.	1,568	1,568	0	0
WEIGH-TRONIX, INC.	1,136	1,136	0	0
WEINLEIN, JOHN H.	8,500	8,500	0	8,500
WEINSCHEL CORP.	6,548	6,548	0	0
WEISENBACH SPECIALTY PRINTING	1,704	1,704	0	0
WELCO ELECTRONICS, INC.	9,054	0	9,054	0
WELD COMPUTER CORP.	33,440	0	33,440	0
WELDLOGIC, INC.	38,155	37,305	850	0
WELDON REED CO.	2,300	2,300	0	0
WELLBORN PAINT MANUFACTURING CO.	32,727	32,727	0	32,727
WELLS ELECTRONICS, INC.	2,040	2,040	0	0
WELLS FARGO ALARM SERVICES	3,065	3,065	0	0
WENDT GRINDING CORP.	1,500	1,500	0	0
WENZEL ASSOCIATES	2,644	2,644	0	0
WERLATONE, INC.	2,535	2,535	0	0
WESCO AIRCRAFT	2,180	0	2,180	0
WESCO DISTRIBUTION, INC.	488,494	488,494	0	453,391
WESGO, INC.	149,520	144,602	4,918	0
WESSELS CO.	5,972	0	5,972	0
WEST BOND, INC.	15,768	15,768	0	0
WEST COAST ANALYTICAL	1,410	0	1,410	0
WEST ELECTRONICS, INC.	1,750	1,750	0	0
WEST GENERAL ASSOCIATES	3,533	0	3,533	0
WEST VIRGINIA UNIVERSITY RESEARCH CORP.	1,279	1,279	0	0

Supplier Name	Total \$	SNL/NM \$	SNL/CA \$	NM \$
WESTBROOK TECHNOLOGIES	4,780	0	4,780	0
WESTEK PRESENTATION SYSTEMS, INC.	16,488	8,139	8,349	0
WESTERMAN, R. E.	22,300	22,300	0	0
WESTERN COMM TOWER, INC.	7,000	0	7,000	0
WESTERN CONTRACT FURNISHERS	22,338	0	22,338	0
WESTERN CONTROLS CO., INC.	32,120	32,120	0	32,120
WESTERN INDUSTRIAL CERAMICS	1,980	0	1,980	0
WESTERN MOBILE NM, INC.	16,058	16,058	0	16,058
WESTERN OFFICE SYSTEMS, INC.	84,343	84,343	0	84,343
WESTERN SALES & TESTING OF AMARILLO, INC.	13,000	13,000	0	0
WESTERN SCIENTIFIC MARKETING, INC.	5,650	0	5,650	0
WESTERN STATES SALES, INC.	22,652	22,206	446	0
WESTERN VIDEO	69,465	69,465	0	0
WESTINGHOUSE ELECTRIC CORP.	696,487	696,487	0	500,000
WESTINGHOUSE ENGINEERED PRODUCTS DEPT.	8,550	8,550	0	8,550
WESTINGHOUSE SAFETY MANAGEMENT SOLUTIONS, INC.	134,026	134,026	0	0
WESTLINK PAGING	5,000	5,000	0	5,000
WESTON, ROY F., INC.	10,397,613	10,397,613	0	10,397,613
WESTRONICS, INC. OF TEXAS	2,995	0	2,995	0
WESTWORLD COMPUTERS	1,400	1,400	0	1,400
WEYDERT, JOHN	6,000	6,000	0	6,000
WEYERHAEUSER PAPER CO.	4,111	0	4,111	0
WG ASSOCIATES	479,326	479,326	0	0
WHATMAN/BALSTON	9,154	0	9,154	0
WHICKER, WARD	18,000	18,000	0	0
WHITAKER BROTHERS	1,093	1,093	0	0
WHITE MICROELECTRONICS	9,782	9,782	0	0
WHITE MOUNTAIN DSP	4,185	4,185	0	0
WHITE PINE SOFTWARE	9,082	9,082	0	0
WHITTEN, PAMELA, PHD	5,700	5,700	0	0
WILDFLOWER INTERNATIONAL, LTD.	420,598	420,598	0	420,598
WILEY, JOHN & SONS, INC.	4,505	4,356	149	0
WILKEN, ANDREW C.	10,000	10,000	0	10,000
WILLCO CONSULTANTS, INC.	130,000	130,000	0	130,000
WILLIAMS ADVANCED MATERIALS	4,675	4,675	0	0
WILLIAMS ASSOCIATES, INC.	5,925	5,925	0	0
WILLIAMS, JOHN H.	6,000	6,000	0	0
WILLIAMS, LTG. JAMES A.	15,000	15,000	0	0
WILLIAMS, THOMAS J.	1,000	1,000	0	1,000
WILMORE ELECTRONICS CO., INC.	1,298	1,298	0	0
WILSON TOOL INTERNATIONAL	3,452	3,452	0	0
WILSON, DOMINIQUE F.	25,500	25,500	0	25,500
WINBOOK COMPUTER CORP.	37,304	11,180	26,125	0
WINCE-SMITH, DEBORAH L.	24,100	24,100	0	0
WIND RIVER SYSTEMS	188,300	188,300	0	0
WINDOW CHEM SOFTWARE, INC.	1,090	1,090	0	0
WING, NORMAN D.	3,600	3,600	0	3,600
WINN-MARION, INC.	3,040	3,040	0	0
WINSTED CORP.	2,000	2,000	0	0
WINSYSTEMS, INC.	15,093	15,093	0	0
WIRE ROPE & RIGGING CONSULTANTS, INC.	60,975	60,975	0	0
WIRTH, JOHN L.	30,000	30,000	0	30,000
WISCO SUPPLY, INC.	4,580	4,580	0	4,580
WISE SOFTWARE SOLUTIONS	2,594	2,594	0	0
WISE, BRIAN	1,125	0	1,125	0
WISTECH CONTROLS	7,969	7,969	0	7,924
WISTMORELAND TESTING	12,508	12,508	0	0
WITTE ASSOCIATES	80,000	0	80,000	0

Supplier Name	Total \$	SNL/NM \$	SNL/CA \$	NM \$
WMW ASSOCIATES	52,554	43,414	9,140	0
WOLFORD, LARRY SERVICES	21,105	11,330	9,775	0
WOLFRAM RESEARCH, INC.	37,796	32,873	4,923	0
WOLF, DEAN	64,000	64,000	0	64,000
WOLLBORG-MICHELSON PERSONNEL SERVICE, INC.	1,544	0	1,544	0
WOODCOCK, GEORGE B. & CO.	40,521	37,511	3,010	0
WOODS, HORACE A.	48,000	48,000	0	0
WOODWORKERS SUPPLY, INC.	1,275	0	1,275	1,275
WOOLLAM, J. A. CO., INC.	13,000	8,000	5,000	0
WORDCENTER, INC.	12,000	12,000	0	12,000
WORKGROUP TECHNOLOGY CORP.	124,701	167,220	(42,519)	0
WORKRITE ERGONOMICS	4,748	0	4,748	0
WORKSHOPS BY THIAGI, INC.	13,000	13,000	0	0
WORKSTATION TECHNOLOGIES, INC.	26,645	0	26,645	0
WORLD CLASS CONSULTING GROUP	5,690	5,690	0	0
WORLD TECHNOLOGIES, LTD.	1,666	0	1,666	0
WORLD WILDLIFE FUND, INC.	30,000	30,000	0	0
WORLDCOM, INC.	563,400	563,400	0	0
WORLDWIDE SERVICES GROUP	15,890	15,890	0	0
WREATHALL, JOHN & CO.	71,000	71,000	0	0
WRIGHT LINE, INC.	273,143	27,316	245,827	3,676
WRIGHT, NORMAN MECHANICAL EQUIPMENT CO., INC.	39,635	0	39,635	0
WROBEL, SHANE	1,197	1,197	0	1,197
WRQ REFLECTION SOFTWARE	4,538	4,538	0	0
WR, INC.	2,315	2,315	0	0
WSF INDUSTRIES, INC.	324,108	324,108	0	0
WT LIGHTING CORP.	25,000	25,000	0	25,000
WT SERVICES, INC.	10,255	10,255	0	0
WUNDERLICH-MALEC SYSTEMS, INC.	196,091	196,091	0	196,091
WURZBACH, WILLIAM CO., INC.	7,790	0	7,790	0
WU, KUNG CHRIS	7,000	7,000	0	0
WV COMMUNICATIONS	1,980	1,980	0	0
WYAN DOT SEATING	12,576	12,576	0	0
WYKO CORP.	170,775	170,775	0	0
WYLE ELECTRONICS	22,154	15,207	6,947	0
WYLIE, E. BENJAMIN	5,000	5,000	0	0
WYMAN-GORDON INVESTMENT CASTING, INC.	4,000	4,000	0	0
XANTREX	3,510	3,510	0	0
XENON CORP.	17,746	17,746	0	0
XEROX CORP.	750,960	678,292	72,668	607,162
XETEX, INC.	6,348	6,348	0	0
XETRON CORP.	7,809	7,809	0	0
XILINX, INC.	7,089	7,089	0	0
XINET	1,435	540	895	0
XINETICS, INC.	85,000	85,000	0	0
XIONICS, INC.	7,670	7,670	0	0
X-L COMPUTING	7,782	7,782	0	0
XPEDX	5,140	5,140	0	5,140
X-RAY OPTICS	3,960	3,960	0	0
XS INTERNATIONAL, INC.	6,019	6,019	0	0
XYBION ELECTRONIC SYSTEMS CORP.	50,690	24,845	25,845	0
XYCOM, INC.	10,200	10,200	0	0
XYZ SCIENTIFIC APPLICATIONS, INC.	6,275	6,275	0	0
YALE UNIVERSITY	15,000	15,000	0	0
YAMADA SCIENCE & ART CORP.	5,533	5,533	0	5,533
YAMADA, HISAKO & ASSOCIATES	1,625	1,625	0	1,625
YAMAICHI ELECTRONICS, INC.	1,948	1,948	0	0

Supplier Name	Total \$	SNL/NM \$	SNL/CA \$	NM \$
YAMPA PRECISION MANUFACTURING, INC.	1,500	1,500	0	0
YAN, CHAO	8,000	0	8,000	0
YEGGE PACKAGING, INC.	1,428	1,428	0	0
YELLOW SPRINGS INSTRUMENT, INC.	13,949	13,949	0	0
YOH, H. L. CO.	64,000	0	64,000	0
YOKOGAWA CORP. OF AMERICA	57,794	45,923	11,871	0
YORK HOUSE	9,000	9,000	0	0
YORK INTERNATIONAL CORP.	6,550	0	6,550	0
YORK TELECOM CORP.	327,013	302,113	24,900	0
YOST AND SON, INC.	5,715	5,715	0	0
YOST, MICHAEL	16,938	16,938	0	0
YOUNG MINDS, INC.	1,945	1,945	0	0
YOUNGSTOWN UNIVERSITY	246,186	246,186	0	0
YOUR HANDYMAN	11,555	11,555	0	11,555
YOUR ONE-STOP PALMTOP SHOP	3,249	3,249	0	0
YOURDON, EDWARD	10,000	10,000	0	0
YUN, BOB	35,000	35,000	0	0
Z MICROSYSTEMS, INC.	38,458	38,458	0	0
Z WORLD ENGINEERING	3,839	3,839	0	0
ZACK ELECTRONICS	4,102	0	4,102	0
ZAFFERY, E. D.	10,000	10,000	0	10,000
ZAK, INC.	22,000	22,000	0	0
ZAMBRE CO., INC.	1,416	0	1,416	0
ZAO ATOMSTROYSERVICE	1,377,932	1,377,932	0	0
ZAO OBNINSK AMERICA KOMPANY	15,000	15,000	0	0
ZASIO ENTERPRISES, INC.	10,135	10,135	0	0
ZAYTRAN, INC.	1,469	1,469	0	0
ZBB TECHNOLOGIES, INC.	499,999	499,999	0	0
ZD EVENTS, INC.	1,095	1,095	0	0
ZEISS, CARL, INC.	82,652	19,328	63,324	0
ZELLWEGER ANALYTICS, INC.	73,162	73,162	0	0
ZEMARC CORP.	1,047	0	1,047	0
ZENG, PEI	1,400	1,400	0	0
ZERO CORP.	17,691	17,610	82	0
ZETEC, INC.	10,001	10,001	0	0
ZEUS DISTRIBUTORS	92,720	91,504	1,216	0
ZHANG, DR. ZHIHONG	23,117	23,117	0	0
ZIATECH CORP.	5,915	5,915	0	(50)
ZIEMER & ASSOCIATES, INC.	29,150	29,150	0	0
ZINEX CORP.	1,042	0	1,042	0
ZINN, JOHN	8,000	8,000	0	8,000
ZUKEN-REDAC	22,792	22,792	0	0
Z-WORLD ENGINEERING	24,500	24,500	0	0
ZYGO CORP.	1,005	0	1,005	0
ZZYX WORKSTATION PERIPHERALS	18,499	18,499	0	0

This page intentionally left blank.

**Integrated Contractor & Federal Agency
Commitments of \$1,000 or Over From
Sandia National Laboratories/New Mexico & California**

**Integrated Contractor & Federal Agency
Commitments of \$1,000 or Over from Sandia National
Laboratories/New Mexico and California**

	<u>SNL/NM</u>	<u>SNL/CA</u>
Allied Signal Aerospace Co.	\$6,117,473	\$1,863,864
Allied Signal, Inc.	1,914,563	(456)
Ames Laboratory	1,855	(75)
Argonne National Laboratory	47,000	(13,241)
Bechtel Nevada	1,680,705	24,695
Brookhaven National Laboratory	545,349	109,794
Bureau of Land Management	70,000	10,000
Defense Nuclear Agency	297,243	0
Fluor Daniel Hanford, Inc.	4,000	0
General Services Administration	2,150	0
Inhalation Toxicology Research Institute	0	116,000
Lockheed Idaho Technology Co.	172,500	4,604
Lockheed Martin Energy Research Corp.	307,688	85,828
Lockheed Martin Energy Systems	439,568	3,813
Mason & Hanger Silas Mason Co.	1,268,901	84,246
National Renewable Energy Laboratory	40,400	0
National Science Foundation	36,000	0
National Aeronautics & Space Administration	1,200	0
Oak Ridge Associated Universities	5,000	0
Pacific Northwest Laboratory	95,336	398,415
Stanford Linear Accelerator Center	0	54,000
University of California	2,168,073	3,316,762
US Department of Commerce	150,173	773
US Department of Defense	111,000	0
US Department of Energy	287,528	3,935
US Department of the Air Force	9,607,973	(91,506)
US Department of the Army	1,098,071	84,200
US Department of the Interior	44,430	0
US Department of the Navy	1,516,460	0
US Department of Agriculture – Forest Service	15,500	0
US Government Printing Office	957,339	69,848
US Marine Corps	7,000	0
Westinghouse Savannah River Co.	376,896	7,948

**Transportation Commitments of \$1,000 or Over From
Sandia National Laboratories/New Mexico & California**

Transportation Commitments of \$1,000 or Over From Sandia National Laboratories/New Mexico & California

	<u>Total (\$)</u>		<u>Total (\$)</u>
ABF Freight Systems	16,964	Matson Navigation Co.	5,689
Allied Van Lines	155,915	Mayflower Moving and Storage	2,357
Burlington Air Express	117,038	Motor Cargo	16,038
Consolidated Freightways	67,428	Nationsway	1,672
Con-Way Western Express	10,352	North American Van Lines	197,705
Dependable Hawaiian Express	10,185	RAC Transport	3,429
DHL Airways	4,178	Rio Grande Logistics	3,583
Di Salvo Trucking Co.	2,935	Roadway Express	47,022
Emery Worldwide	80,794	RPSI	9,663
Consolidated		TMC, Inc.	2,400
Espinosa Cartage	1,771	Tri-State Motor Transport	25,457
Federal Express	320,774	United Parcel Service, Inc.	12,802
Gibson Truck Lines	89,327	United Van Lines	22,493
Graebel Van Lines, Inc.	281,971	USF Bestway	1,290
Independent Freightway	71,738	Viking Freight System	3,196
Landstar Ranger	17,436	Wheaton Van Lines	2,555
Ligon Nationwide	26,105	Yellow Freight Systems	18,557
Matrix International	117,831		

DISTRIBUTION:

		<u>MS</u>		<u>Org.</u>	
1	US DOE				
	CPD/PSB	1	0180	J. S. Honest	10001-2
	Attn: R. C. Braden, Jr.	1	0169	D. L. Palmer	10200
	P.O. Box 5400	1	0169	B. K. Hoffman	10201
	Albuquerque, NM 87115	1	1381	L. V. Miranda	10202
	MS0184	1	0169	A. L. Hardeman	10204
		1	0169	J. L. Hubbard	10206
		35	0169	Reports	10206-1
1	US DOE	1	0169	C. H. Reeder	10210
	Kirtland Area Office	1	0169	D. J. Larrichio	10217
	Attn: K. A. Carlson	1	0201	L. D. L. Ellis	10230
	P.O. Box 5400	1	0222	L. Fitzpatrick	10231
	Albuquerque, NM 87185-5400	1	0212	H. L. Crumley	10232
	MS0184	1	0565	T. A. Thompson	10233
		1	0201	C. C. Schneeberger	10240
14	All SNL Vice Presidents	1	0216	G. G. Graham	10241
		1	0221	B. K. Weatherly	10243
		1	0214	A. H. Sanchez	10244
		1	1120	C. M. Johnson	10262
		1	1119	C. Lucero	10263
66	All SNL Directors	1	1118	R. V. S. Eldredge	10267
		1	1121	J. C. Costales	10268
		1	9116	D. J. Wallace	08534
		1	9018	Central Technical Files	08940-2
		1	0619	Review & Approval Desk	15102
		2	0899	Technical Library	04916