

AUG 25 1998

Sta 37

ENGINEERING DATA TRANSMITTAL

Page 1 of 1

1. EDT

625354

2. To: (Receiving Organization) DISTRIBUTION		3. From: (Originating Organization) SYSTEMS, FLUOR DANIEL HANFORD		4. Related EDT No.: N/A	
5. Proj./Prog./Dept./Div.: HANDI 2000		6. Design Authority/Design Agent/Cog. Engr.: DAWN E. ADAMS		7. Purchase Order No.: N/A	
8. Originator Remarks: KEY WORDS: BMS, SYSTEM INTEGRATION, TEST PLAN, HANDI 2000, BUSINESS MANAGEMENT SYSTEM, H2K				9. Equip./Component No.: N/A	
				10. System/Bldg./Facility: N/A	
				12. Major Assm. Dwg. No.: N/A	
11. Receiver Remarks:		11A. Design Baseline Document? <input type="checkbox"/> Yes <input checked="" type="checkbox"/> No		13. Permit/Permit Application No.: N/A	
				14. Required Response Date: N/A	
15. DATA TRANSMITTED				(F)	(G)
(A) Item No.	(B) Document/Drawing No.	(C) Sheet No.	(D) Rev. No.	(E) Title or Description of Data Transmitted	(F) Approval Designator
1	HNF-2638	N/A	0	SYSTEM INTEGRATION TEST	
				PLAN FOR HANDI 2000	
				BUSINESS MANAGEMENT SYSTEM	N/A 2
16. KEY					
Approval Designator (F)		Reason for Transmittal (G)		Disposition (H) & (I)	
E, S, Q, D OR N/A (See WHIC-CM-3-5, Sec. 12.7)		1. Approval 2. Release 3. Information 4. Review 5. Post-Review 6. Dist. (Receipt Acknow. Required)		1. Approved 2. Approved w/comment 3. Disapproved w/comment 4. Reviewed no/comment 5. Reviewed w/comment 6. Receipt acknowledged	
17. SIGNATURE/DISTRIBUTION (See Approval Designator for required signatures)					
(G) Reason	(H) Disp.	(J) Name	(K) Signature	(L) Date	(M) MSIN
2	1	Design Authority	<i>Dawn Adams</i>	8/16/98	91-21
		Design Agent			
		Cog. Eng.			
		Cog. Mgr.			
		QA			
		Safety			
		Env.			
18.		19.		20.	
<i>Dawn Adams</i> 8/11/98 Signature of EDT Originator Date		N/A Authorized Representative for Receiving Organization Date		<i>Dawn Adams</i> 8/16/98 Design Authority/Cognizant Manager Date	
				21. DOE APPROVAL (if required) Ctrl No. _____ <input type="checkbox"/> Approved <input type="checkbox"/> Approved w/comments <input type="checkbox"/> Disapproved w/comments	

SYSTEM INTEGRATION TEST PLAN FOR HANDI 2000 BUSINESS MANAGEMENT SYSTEM

Diane Wilson, Fluor Daniel Hanford Co.

MSN G1-22, 2355 Stevens

Richland, WA 99352

U.S. Department of Energy Contract DE-AC06-96RL13200

EDT/ECN: 625354

UC: 900

Org Code: s1650000

Charge Code: YBPMEYB

B&R Code: EW700100

Total Pages: 21 22

Key Words: BMS, SYSTEM INTEGRATION, TEST PLAN, HANDI 2000, BUSINESS MANAGEMENT SYSTEM, H2K

Abstract: This document presents the system integration test plan for the Commercial-Off-The-Shelf, PassPort and PeopleSoft software, and custom software created to work with the COTS products. The PP software is an integrated application for AP, Contract Management, Inventory Management, Purchasing and Material Safety Data Sheet. The PS software is an integrated application for Project Costing, General Ledger, Human Resourced/Training, Payroll, and Base Benefits.

TRADEMARK DISCLAIMER. Reference herein to any specific commercial product, process, or service by trade name, trademark, manufacturer, or otherwise, does not necessarily constitute or imply its endorsement, recommendation, or favoring by the United States Government or any agency thereof or its contractors or subcontractors.

Printed in the United States of America. To obtain copies of this document, contact: Document Control Services, P.O. Box 950, Mailstop H6-08, Richland WA 99352, Phone (509) 372-2420; Fax (509) 376-4989.

PassPort is a trademark of Indus Corp.

PeopleSoft is a trademark of Indus Corp.

Unix is a trademark of X/Open Co. Ltd.

Portal is a trademark of Indus Corp.

HP is a trademark of Hewlett Packard Corp.

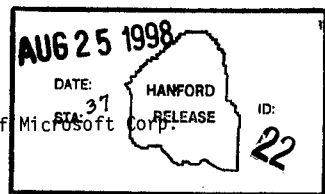
SQL is a trademark of Microsoft Corp.

Windows NT and Windows 95 are trademarks of Microsoft Corp.

V. L. Burkland 8/24/98

Release Approval

Date



Release Stamp

Approved For Public Release

SYSTEM INTEGRATION TEST PLAN

FOR


HANDI 2000

BUSINESS MANAGEMENT SYSTEM

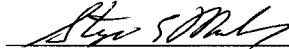
Prepared by: Sandra Evosevich, LMSI Software Engineer

Prepared for: Fluor Daniel Hanford


Approved by:


Robert E. Gates, H2K Project Director


7/31/98
Date


Steve Manley, FDH/CIO Manager


7/29/98
Date


Dawn E. Adams, BMS Project Manager

6/30/98
Date


Kristina Whiteaker, INDUS Project Manager

7/8/98
Date


Phillip B. (Brian) Isaacs, LMSI Project Manager

6/30/98
Date

TABLE OF CONTENTS

1	INTRODUCTION.....	3
1.1	PURPOSE	3
1.2	SCOPE	3
1.3	ACRONYM DEFINITIONS.....	3
2	TEST STRATEGY	4
2.1	TEST ITEMS	4
2.2	DELIVERABLES	4
2.3	TEST TASKS.....	4
2.4	TEST ENVIRONMENT	4
2.5	TEST DATABASE	8
2.6	TEST TOOLS	8
2.7	STAFFING AND TRAINING	8
2.8	SCHEDULE	8
2.9	TEST PHASES	8
3	ROLES AND RESPONSIBILITIES.....	10
3.1	SYSTEM OWNER AND PROJECT MANAGER	10
3.2	PROJECT MANAGER	10
3.3	FUNCTIONAL LEAD.....	10
3.4	USER REPRESENTATIVE	10
3.5	COTS REPRESENTATIVE	11
3.6	SOFTWARE ENGINEER.....	11
3.7	DATABASE ADMINISTRATOR.....	11
3.8	DATA ADMINISTRATOR.....	11
3.9	PRODUCTION OPERATIONS ADMINISTRATOR.....	11
4	ACCEPTANCE CRITERIA.....	12
5	ACCEPTANCE APPROVAL.....	13
6	ATTACHMENT 1 TEST GROUP DESCRIPTION	14
7	ATTACHMENT 2 SYSTEM TEST SUMMARY REPORT	21

1 INTRODUCTION

1.1 PURPOSE

This document presents the system integration test plan for the Commercial-Off-The-Shelf (COTS), PassPort (PP) and PeopleSoft (PS) software, and custom software created to work with the COTS products. The PP software is an integrated application for Accounts Payable, Contract Management, Inventory Management, Purchasing, and Material Safety Data Sheet (MSDS). The PS software is an integrated application for Project Costing, General Ledger, Human Resources/Training, Payroll, and Base Benefits. In addition, PassPort and PeopleSoft applications contain some integration aspects with each other.

1.2 SCOPE

This system integrated test plan addresses the general testing strategy for the PP and PS integrated applications, as well as external interfaces, and any custom reports or processes. The test plan includes the entire baseline for PP and PS integrated applications listed in 1.1 PURPOSE, and if applicable, any customization of the COTS products. In addition, it defines the test environment in which the test process shall be conducted and the test tools that shall be used. The roles and responsibilities will be identified for each test group.

1.3 ACRONYM DEFINITIONS

Acronym	Definition
BMS	Business Management System
COTS	Commercial-Off-The-Shelf software
FDH	Fluor Daniel Hanford
HLAN	Hanford Local Area Network
INDUS	Indus International Incorporated
LMSI	Lockheed Martin Services, Inc
MSDS	Material Safety Data Sheet
PP	PassPort software
PS	PeopleSoft software

2 TEST STRATEGY

2.1 TEST ITEMS

All pertinent features of the system including infrastructure, menus, panels, reports, processes, batch processes, interfaces, system performance, security, backup and recovery, year 2000 compliant, and user guidelines will be tested. In addition the Hanford Local Area Network (HLAN), telecommunications software and hardware, computer-related hardware, and the operating system shall be tested. Specific items to be tested will be identified in the test scripts.

2.2 DELIVERABLES

- System Integration Test Plan
- System Integration Test Schedule
- Test Scripts
- Test Summary Report

2.3 TEST TASKS

All items and features of the PP and PS and/or modified PP and PS software product must conform to the requirements as documented in the workflow analysis and specifications for each integrated application.

The testing process includes all steps necessary to:

- Determine that all components of the PP and PS work properly together.
- If the PP and/or PS have been modified, conduct the verification of the completed system customized code/design to assure the code adequately represents the customization specifications.
- Verify all outgoing and incoming interface files comply with the specifications.
- Determine that the HLAN, telecommunications software and hardware, computer-related hardware, and the operating system work properly together.
- Determine if HANDI 2000 is year 2000 compliant, by testing for Fiscal Year 2000, Year 2000 Rollover (if hardware environment allows), Year 2000 Leap Year, Year 2000 366 day, and Year 2001 Non-Leap Year.
- Certify the BMS and MSDS is ready for implementation.

2.4 TEST ENVIRONMENT

2.4.1 SOFTWARE CONFIGURATION

PassPort:

- Server
 - HP-UX Version 10.20
 - Oracle Version 7.3.2.3
 - Oracle Pro*Cob Libraries 1.8.2
 - Micro Focus COBOL B.11.28
 - PassPort Integration Application 6.0.0
 - PassPort Version 6.0.1
- Client Work Station
 - Portal/97 PassPort Interface 6.0.1, or
 - Portal/G PassPort Interface 6.0.1

- Test libraries and control mechanisms/procedures
Acceptance Region (h2kacc)
- Table Setups
For each module, reference the PassPort Implementation Guide, and Management Data Loads
AP010\ H2K_ro\Documentation\PassPort Baseline Documentation\Baseline\
AP010\ H2K_ro\Documentation\PassPort Baseline Documentation\Data Load Specifications
AP010\ H2K_ro\Documentation\PassPort Baseline Documentation\Genlarch

PeopleSoft Financial:

- Server
HP-UX Version 10.20
Oracle Version 7.3.3
Oracle Pro*Cob Libraries 1.8.2
Micro Focus COBOL 4.1
SQR Version 3.0.18.11
Tuxedo Version 6.3
- Client Work Station
PeopleSoft Version 7.0
SQL*Net for users running Crystal Reports
- Test libraries and control mechanisms/procedures
Acceptance Region (fsAcc)
- Table Setups
General Ledger Tables
 1. GL Business Unit
 2. TableSet Id
 3. Installation Options
 4. Operator Preferences
 5. Account Types
 6. Chartfields
 7. Detail & Summary Calendars
 8. Ledger
 9. Journal Sources
 10. TimeSpans
 11. Combination Edit Templates
 12. Combination Definitions
 13. Combination Rules
 14. Combination Group
 15. Closing Rules
 16. Allocations
 17. Allocations Group
Project Costing Tables
 1. Project Business Unit
 2. Project
 3. Project Type
 4. Activity Type
 5. Analysis Type
 6. Analysis Group
 7. Resource Type

8. Resource Category

PeopleSoft Human Resource/Payroll:

- Database Server
 - MS Windows NT 4.0 Service Pack 3
 - MS SQL Server 6.5 Service Pack 4
- Applications/Process Scheduler/IIS Server
 - MS IIS 3.0
 - BEA Tuxedo System V6.3
 - SQR V3.0.16.4
 - MS Windows NT 4.0 Service Pack 3
 - Micro Focus COBOL 4.0
 - PeopleTools 7.01 Process Scheduler
- Client Work Station
 - PeopleTools 7.01
 - Windows 95 or NT 4.0
 - SQL Server Driver 2.65.0240 or later
 - ODBC -32 bit
- Test libraries and control mechanisms/procedures
- Table Setups
 - Reference H3TST700 HRIS Process Schedules

2.4.2 HARDWARE CONFIGURATION:

PassPort:

Client Hardware Configuration

- Power User
 - Pentium 200 Processor
 - 32 MB RAM
 - 100 MB Available Disk Space
 - Windows 95
 - Portal/97 PassPort Interface 6.1.0
- Casual User
 - Pentium 100 Processor
 - 32 MB RAM
 - 60 MB Available Disk Space
 - Windows 95
 - Portal/97 PassPort Interface 6.0.1
- Old Machines
 - AST Premia 486/33MHz or 486/66 MHz
 - 16 MB RAM
 - 25 Available MB Disk Space
 - Windows 3.1
 - Portal/G PassPort Interface

PeopleSoft Financial/Human Resource/Payroll:

Client Hardware Configuration

- Power User
Pentium 200 Processor
32 MB RAM
100 MB Available Disk Space
Windows 95
- Casual User
Pentium 100 Processor
32 MB RAM
60 MB Available Disk Space
Windows 95

PassPort and PeopleSoft Financial:

- Server Hardware Configuration (H2KD1)
HP 9000 Model K570 PA-RISC
4 200MHz 64 Bit PA8200 processor
1 GB RAM
67.0 GB of Disk available
- Network Configuration
DS-345Mbps
Cisco AGS+smart router
TCP/IP and AppleTalk

PeopleSoft Human Resource/Payroll:

- Database Server Hardware Configuration
ALR Revolution QSMP
4 - 166 MHz
640 MB RAM
2 - 1.3 GB-IDE
10 GBDISK-SCSI
2-4 GBSCSI drives
2-9 GBSCSI drives
- Applications/Process Scheduler/IIS Server
ALR
4-133 MHz
212 MB RAM
2-4 MB-IDE
8-4 MBSCSI
- Network Configuration
Catalyst 2910-100Mbps Switch
Cisco AGS+smart router
TCP/IP

2.5 TEST DATABASE

The test databases h2kacc (PassPort) and fsacc H2KD1 (PeopleSoft Financials), located on the H2K Non-Production HP UNIX Server and H3TST700 located on HR153 (PeopleSoft Human Resource/Payroll) will be populated with production data for the system integration test. There will be a combination of automatic data conversion import and manual input.

Data for the system integration testing will include data required to operate the BMS and MSDS, a combination of manually input data, a full set of data for PP and PS Human Resources and Payroll converted from some of the existing operational legacy systems, as well as data identified by the test team during test case definition.

2.6 TEST TOOLS

- The PassPort Issues Log (ABACUS) will be used during the systems integration testing process to record problems and track them through their disposition and correction for PP and PS Financials.
- PS Human Resource/Payroll Access Change Control.
- The Primavera P3 Scheduler will be used to track costs, tasks, resources, and schedule.
- The actual test data used will be documented in the definition of the test scripts. (As a guideline, reference Attachment 1 – Test Script Form)
- Test results will be documented on the test scripts. The System Test Summary Report will be generated from the test scripts. (As a guideline, reference Attachment 2 - System Test Summary Report Form)

2.7 STAFFING AND TRAINING

- Supply Management - no additional staffing will be required.
- Financial Management - additional staffing will be required.
- Human Resource/Payroll - additional staffing will be required.
- FDH will provide system integration test training.

2.8 SCHEDULE

The schedule for the system integration testing/acceptance of BMS and MSDS is included as a part of the overall schedule.

2.9 TEST PHASES

System integration software acceptance will be accomplished using a phased testing methodology. The test phases are unit testing, functional testing, system integration testing, and production operations certification.

2.9.1 UNIT TESTING

Unit testing was conducted during Prototype testing and will only be conducted during the Integration testing if changes are required. The purpose of a unit test is to certify that the programs execute and function as within user specifications. In addition, unit testing is performed during the customization of any COTS module as it is developed and will be conducted by the software engineer, functional lead, and/or user representative responsible for the program module. All unit testing is done in a controlled environment in a unit test database. All test data and scripts will be saved at the successful completion of unit testing and will be under configuration management control.

2.9.2 FUNCTIONAL TESTING

Functional testing was performed during Prototype testing and if appropriate, will be conducted during Integration testing. Functional testing is performed to uncover logic or processing errors in the programs with respect to the requirements/design feature and will be conducted by the functional lead and/or user representative with software engineer and COTS representative support as required. The purpose of the functional testing is to certify that the infrastructure, menus, panels, file updates and reads, edits, report generation, batch processes, interfaces, system performance, and security all work as specified in the requirements/design documents. All functional testing is done in a controlled environment on a functional test database. All test data and scripts will be saved at the successful completion of functional testing and will be under configuration management and control.

2.9.3 INTEGRATION TESTING

System integration testing involves simulating the final production environment as realistically as possible. The purpose is to verify the PassPort, PeopleSoft and custom software which support the business needs and performs in an integrated mode, which includes the testing of the Integration Software provided by Indus International Incorporated (INDUS). In addition, interface files will be verified as being compliant with the specifications. The functional lead and/or user representative will conduct the testing with software engineer and COTS representative support as required. System functions validated during this level of testing are:

- Integration with PP and PS modules
- Integration with business processes
- Integration with external systems
- System and operator security
- Network connectivity
- Response time performance
- Business volumes/stress loading
- Hardware and software configuration
- Operations processing
- Stability/reliability

All test data and scripts will be saved at the successful completion of system integration testing and will be under configuration management and control.

If changes are identified during system integration testing, follow the HNF-2583, Software Configuration Management Plan.

2.9.4 PRODUCTION OPERATIONS CERTIFICATION

The purpose of this certification is to verify the system is administratively and operationally acceptable and that it will not adversely impact the existing network and production environments. Personnel involved in this testing will be the LMSI Production Operations with support from the LMSI software engineers, FDH user representatives, , and the COTS representative as required.

3 ROLES AND RESPONSIBILITIES

A testing team will be established to perform all system integration testing. Testing will be a collaborative effort between FDH, LMSI Technical, LMSI Production Operations, and COTS representatives. The primary responsibility of assuring the BMS and MSDS software meets the requirements/design features belongs to the FDH system owner. The major roles and responsibilities in the testing process are as follows:

3.1 SYSTEM OWNER AND PROJECT MANAGER

- Approves overall test plan
- Approves test summary reports
- Accepts delivered Business Management System

3.2 PROJECT MANAGER

- Reviews and manages system integration test process definitions and procedures
- Participates in creation of overall test plan
- Manages the overall test plan
- Approves test plan deliverables and reviews with functional leads
- Monitors testing activities
- Manages system integration testing
- Coordinates system integration test environment preparation
- Coordinates peer reviews for system integration testing
- Regularly presents status of system integration testing to system owner
- Develops and monitors test schedule with functional leads
- Ensures adequate training of the system testers
- Coordinates availability and use of users as systems testers with functional leads for PP, PS, and external interface systems
- Conducts functional lead review and approval of test results
- Coordinates the availability and use of the production operations personnel
- Coordinates and participates in the implementation Approval Board review

3.3 FUNCTIONAL LEAD

- Participates in creation of overall test process definition and scripts
- Reviews test plan deliverable
- Participates in system testing
- Participates in verifying and recording system test results
- Regularly presents status of system testing to project manager
- Participates in Table Setups

3.4 USER REPRESENTATIVE

- Participates in system testing
- Participates in verifying and recording system test results

3.5 COTS REPRESENTATIVE

- Participates in Table Setups
- Participates in creation of system integration test environment
- Participates in review of system integration test process
- If applicable, provides needed support on identifying COTS customization for gap analysis
- Provides needed support to system integration and operational testing

3.6 SOFTWARE ENGINEER

- Participates in creation of system integration test process definitions and procedures
- Participates in creation of system integration test environment
- Performs unit testing
- Provides needed support to system integration and operational testing

3.7 DATABASE ADMINISTRATOR

- Create the test database
- Control the test database
- Provide the test database to the test team
- Setup Security

3.8 DATA ADMINISTRATOR

- Documentation Configuration Control
- Quality Assurance/Quality Control data

3.9 PRODUCTION OPERATIONS ADMINISTRATOR

- Creates production operational test process definitions and procedures
- Creates production network and operational test environment
- Performs production operational testing

4 ACCEPTANCE CRITERIA

The system integration acceptance criterion represents the agreement, between the FDH, LMSI, IRM Operations, and COTS representatives that the systems performance meets the requirement specifications and the design features specified.

Upon successful completion of the acceptance testing, the project manager will review the test results with the system owner, functional manager and the COTS representative and approve the acceptance testing readiness for system implementation.

Customer acceptance will be based on the ability of the BMS and MSDS to operate in a production like environment meeting the below listed general criteria. The system can be accepted with any noted deviations or outstanding change requests to bring the system into compliance with the requirement/design features documented in the work flow analysis and the data mapping for each integrated application.

- Transactions update the database and build activity records as defined in the requirements.
- The system interfaces operate (pass and receive data) as defined in the requirements.
- Hardware/software configuration is adequate to perform the input and output functions as specified in the software requirements.
- System response and availability are consistent with or better than those specified in the System Performance Criteria.
- All reports are generated and executed according to the baseline and/or modified product.
- All activity and accesses are recorded per specified requirement features.
- Daily, Weekly, Month-end, Quarter-end, and Fiscal and CalendarYear-end processes are satisfactorily processed.
- Recovery procedures for the system and its interfaces are in place and are executable.
- System documentation is available to ensure system proficiency for the user and production operation.
- Output is complete and distributed per specification.
- Procedures and training are adequate for user personnel to operate independent of support organizations.
- Production Operations can function independent of development programmer support and can perform the appropriate accountability, scheduling, backup and restart functions.
- System security is such that the user and integrity of the databases are not compromised.
- System is Year 2000 compliant.

5 ACCEPTANCE APPROVAL

The approvals below serve as acceptance of the system integration testing for the Business Management System.

Approved by:

Dawn E. Adams, BMS Project Manager

Date

Patrick M. Marmo, FDH Acquisitions Manager
Contract Management, Purchasing

Date

Kirk D. Higginson, DynCorp Materials Management Manager
Inventory Management

Date

Michael J. Byrd, FDH Personnel Accounting Manager
Accounts Payable

Date

Christine R. Hopkins, FDH Project Manager
Supply Management

Date

Roger C. Corless, FDH System Owner
General Ledger, Project Costing

Date

Paul C Felts, FDH Project Manager
General Ledger, Project Costing

Date

Pamela R. Edwards, FDH Project Manager
Human Resources, Payroll

Date

Michael J. Stephenson, FDH Project Manager
Chemical Management, MSDS

Date

Phillip B. (Brian) Isaacs, LMSI Project Manager

Date

6 ATTACHMENT 1 TEST GROUP DESCRIPTION

The following document provides the means to develop and execute a test script for a test unit. A letter that corresponds identifies each section with an instruction definition.

NOTE: Sections 1.0 through 4.0 may require input from the database administrator and the tester.

Instruction definitions:

PURPOSE (A)

Describe the purpose of the test script.

DEFINITION OF UNITS OF THE TEST GROUP (B)

List the identification number of the operation to be performed and a description or title of the operation. As an example, PC1.01.02.1 – Display User Select Panel

TEST UNIT DEPENDENCY (C)

Dependent Test Unit

PC1.01.02.2 – Accept/Validate User

Supporting Test Unit

PC1.01.02.1 – Display User Select Panel

The Display User Select Panel must be displayed before the Accept/Validate User action can take place, therefore you have a dependent test unit and a supporting test unit.

SCRIPTS REQUIRED TO UPDATE TABLES WITH TEST DATA (D)

Script Name

Associated Test Units

If a script is used to update the database, then list the identifying number and/or name of the script used and the associated test unit.

DATABASES/TABLES USED BY TEST GROUP (F)

<u>Database</u>	<u>Table</u>	<u>Script Name</u>	<u>Associated Test Units</u>
------------------------	---------------------	---------------------------	-------------------------------------

Enter the database identifier being used for the test data, the table name that the data resides on, if a script was used to update the database, then input the script identifier, and the associated test units.

List the instructions for setting up the test environment (H)

TEST UNIT DESCRIPTIONS (I)

Test Unit:

Input the test unit number, i.e., PC1.01.02.1 – Display User Select Panel

Purpose:

Describe the purpose of the test script.

Test Activities:

Describe the test activities, such as the panel will be accessed for creating or updating a user. Panel defaults will be validated against the type of user.

Description of the Test Conditions of the Unit:

Input the test condition number, conditions to verify, and expected results.

System Components:

Input the system components like the tables required from the database to perform the unit test.

Test Case Data:

Input the test condition number, test case number, the test case data used for the test, and if the test fails, record the actual results or if the test passes, enter the tester's initials and date.

APPENDIX A: PANEL GENERIC TEST UNIT (J)

Check the box after each of the items has been successfully verified.

APPENDIX B: REPORT GENERIC TEST UNIT (K)

Check the box after each of the items has been successfully verified.

Test Group Description

- 1.0 **PURPOSE**
(A)
2.0 **DEFINITION OF UNITS OF THE TEST GROUP**
(B)
3.0 **TEST UNIT DEPENDENCY**
(C)

Dependent Test Unit	Supporting Test Unit

SCRIPTS REQUIRED TO UPDATE TABLES WITH TEST DATA (D)

SQL Script Name	Associated Test Units

DATABASES/TABLES USED BY TEST GROUP (F)

Database	Table	Script Name	Associated Test Units

(H) Instructions for setting up the test environment:

TEST UNIT DESCRIPTIONS

(I)

These tests pertain to the functionality of the baseline PassPort and PeopleSoft COTS products, any customizations to the COTS products, and all custom developed software.

Test Unit:

Purpose:

Test Activities:

Description of the Test Conditions of the Unit:

Test Condition #	Conditions to Verify	Expected Results
A		
B		
C		
D		
E		
F		

System Components:

Test Case Data

Test Cond.	Test Case	Input Data for this test case	Actual Results (if fail) Initials (if passed)
A	1		
	2		
	3		
B	1		
	2		
	3		
C	1		
	2		
	3		
D	1		
	2		
	3		
E	1		
	2		
	3		

APPENDICES

APPENDIX A: PANEL GENERIC TEST UNIT

(J)

The following Test Unit is to be used for all on-line functional test groups to test and confirm capabilities of the system's panels.

Test Unit: "Test Unit Name"

Panel Name: "Panel id"

PANELS

SECURITY

- ☐ Test User Access
 - ☐ - Defaults
 - ☐ - Command buttons disabled per security
 - ☐ - Options pull down buttons disabled per security
 - ☐ - CRUD capabilities (Create, Read, Update, Delete)

PANEL STANDARDS

- ☐ **SELECT/MAINTENANCE FUNCTION**
 - ☐ - Command buttons set as defined in requirements
 - ☐ - Options pull down buttons as defined in requirements
 - ☐ - Data field defaults and focus as defined in requirements
 - ☐ - Tab order conforms to source document
 - ☐ - Scrolling functions correctly
 - ☐ - Command button behavior (check each Command button on Panel)
 - ☐ - Update concurrency
 - ☐ - File menu bar functions correctly

PANEL CONTENT

- ☐ - Data displayed as defined in requirements panel format
- ☐ - Panel headings labeled correctly
- ☐ - Field labels understandable
- ☐ - Instructions/message boxes clearly written
- ☐ - Data displayed on Panel per selection criteria (e.g. user, system)
- ☐ - Help describes current selected action if required
- ☐ - Context Help activated for selected data
- ☐ - Key fields operate as defined in requirements
- ☐ - Print contents of Panel

APPENDIX B: REPORT GENERIC TEST UNIT

(K)

The following Test Unit is used to verify the standard report conditions.

Test Unit: "Test Unit Name"

Report Name: report name

- ☐ STANDARD LAYOUT
 - ☐ - Report Headings
 - ☐ - Column Titles
 - ☐ - Footing/Summary
- ☐ SORTS
 - ☐ - Primary
 - ☐ - Secondary, etc.
 - ☐ - Group Titles
 - ☐ - Page Breaks
 - ☐ - Page Heading Changes
- ☐ SELECTION CRITERIA
 - ☐ - Defined as specified
- ☐ OUTPUT
 - ☐ - Data display matches format
 - ☐ - Data displayed per selection criteria
 - ☐ - Report routed to correct device

[illegible]

Date _____