

The submitted manuscript has been authored by a contractor of the U. S. Government under contract No. W-31-109-ENG-38. Accordingly, the U. S. Government retains a nonexclusive, royalty-free license to publish or reproduce the published form of this contribution, or allow others to do so, for U. S. Government purposes.

Conf-9409103--17

ANL-HEP-CP-94-70

For the Proceedings of the 11th Int. Symposium on
High Energy Spin Physics and 8th Int. Symposium on
Polarization Phenomena in Nuclear Physics
Indiana Univ., Bloomington, IN 15-22 Sep. 1994

SEA AND GLUON SPIN STRUCTURE FUNCTION MEASUREMENTS AT RHIC*

A. Yokosawa

*High Energy Physics Division
Argonne National Laboratory, Argonne, Illinois 60439*

RECEIVED
JAN 27 1995
OSTI

Abstract. The first polarized collider where we collide 250-GeV/c beams of 70% polarized protons at high luminosity is under construction. This will allow a determination of the nucleon spin-dependent structure functions over a large range in x and a collection of sufficient W and Z events to investigate extremely interesting spin-related phenomena.

INTRODUCTION

We start out with discussing the status of the RHIC polarized collider and associated experiments.

In August 1991, a Partial Snake experiment at AGS was approved by the Brookhaven Program Advisory Committee (PAC). Then in August 1992 the Relativistic Heavy Ion Collider (RHIC) Spin Collaboration (RSC), STAR/Spin PHENIX/Spin proposals were submitted to the PAC. In October 1993, full approval of the proposals on spin physics using the RHIC polarized collider was granted by the Brookhaven National Laboratory PAC. In April this year, successful polarized proton acceleration in the AGS with a partial snake was achieved.

Proposed spin experiments at RHIC are to explore QCD in a new way and allow us to make the first direct measurement on one of the proton structure functions.

High Energy Spin Physics at RHIC

We present physics issues and expected event rates for various reactions (the integrated luminosities used are shown in Appendix I).

The RHIC polarized collider allows us to explore QCD in a new way and opens challenging opportunities for QCD studies.

The proton spin consists of:

$$1/2 \sum \Delta q + \Delta G + \langle I_z \rangle = 1/2$$

MASTER

DISTRIBUTION OF THIS DOCUMENT IS UNLIMITED

DISCLAIMER

This report was prepared as an account of work sponsored by an agency of the United States Government. Neither the United States Government nor any agency thereof, nor any of their employees, makes any warranty, express or implied, or assumes any legal liability or responsibility for the accuracy, completeness, or usefulness of any information, apparatus, product, or process disclosed, or represents that its use would not infringe privately owned rights. Reference herein to any specific commercial product, process, or service by trade name, trademark, manufacturer, or otherwise does not necessarily constitute or imply its endorsement, recommendation, or favoring by the United States Government or any agency thereof. The views and opinions of authors expressed herein do not necessarily state or reflect those of the United States Government or any agency thereof.

DISCLAIMER

**Portions of this document may be illegible
in electronic image products. Images are
produced from the best available original
document.**

Our proposed measurements are to determine sea-quark polarization, $\Delta\bar{u}(x)$ and $\Delta\bar{d}(x)$, and gluon polarization $\Delta G(x)$. We are also to determine one of the fundamental proton structure functions (f_1, g_1, h_1).

For these measurements, two detectors, STAR and PHENIX, will be simultaneously used, and their functions are complementary. Expected event rates given in this paper are for the detector STAR.

Let us consider the hadronic reaction, $pp \rightarrow (\text{hadron or gauge boson}) + X$. When both initial protons are longitudinally polarized, we measure an observable A_{LL} defined as:

$$A_{LL} = (1/P^2) (N^{++} - N^{+-}) / (N^{++} + N^{+-}).$$

If one QCD subprocess is dominant:

$$A_{LL} \sim P_a \cdot P_b \cdot \hat{a}_{LL} (a + b \rightarrow c + d),$$

where \hat{a}_{LL} in various reactions are shown in Appendix II.¹

1. Measurements with Barrel EMC and Shower Maximum Detector

The proposed barrel EM calorimeter is a lead-scintillator sampling calorimeter. It is located inside the aluminum coil of the STAR solenoid and covers $|\eta| \leq 1.0$ and 2π in azimuth, thus matching the acceptance for full TPC tracking. At $\eta \sim 0$, the amount of material in front of the EMC is ~ 0.5 radiation lengths (X_0). The inner radius is 2.20 meters, and the overall length is 6.20 meters.

A detector with fine spatial resolution will be placed at a depth of approximately $5 X_0$, near the location of the maximum number of shower electrons for photons of 3-5 GeV, to allow for the detection of direct photons. It will reject background photons emanating from decaying π^0 mesons having $p_T \leq 20$ GeV/c by examining the transverse shower profile at this depth. The radial space allotted for this device is 25 mm. (Reference - EMC CDR²)

1.1 Jet Production at 200 GeV

Several QCD subprocesses contribute to the cross section for jet production:

- a) gluon-gluon scattering at low p_T ,
- b) gluon-quark scattering at medium p_T (above ~ 20 GeV/c, and
- c) quark-quark elastic scattering at p_T .

At low p_T :

$$A_{LL} = [\Delta G(x_1)/G(x_1)] \times [\Delta G(x_2)/G(x_2)] \times \hat{a}_{LL} (gg \rightarrow gg).$$

The \hat{a}_{LL} is expected to be large, $\hat{a}_{LL} = 0.8$ at 90° .

1.2

Di-Jet Production at 200 GeV

The advantage over the single jet is the kinematic constraint on the momentum fractions, x_i , of the two partons.

Jet + Jet Events		
p_T	$ \eta $	N_{pair}
≥ 10	≤ 0.3	$1 \cdot 10^8$
≥ 20	≤ 0.3	$3 \cdot 10^6$

1.3

Direct- γ Production at 200 GeV

Direct photons are produced through the $q\bar{q}$ annihilation subprocess and the quark-gluon Compton subprocess, ($qg \rightarrow \gamma q$). The Compton process is the dominant one in pp interactions. Then,

$$A_{LL} = [\Delta u(x_1)/u(x_1)] \cdot [\Delta G(x_2)/G(x_2)] \cdot \hat{a}_{LL} (qg \rightarrow \gamma q),$$

where $\Delta u(x)/u(x) = (u_+(x) - u_-(x))/[u_+(x) + u_-(x)]$ $\Delta u(x)$ being the helicity distribution of the quark, $\Delta G(x)/G(x) = [G_+(x) - G_-(x)]/[G_+(x) + G_-(x)]$, where $\Delta G(x)$ is the helicity distribution carried by gluon fields.

For example, $\Delta u(x)/u(x) \approx 0.4$ at $x_q = 0.2$ (from EMC - SMC), $\hat{a}_{LL} = 0.6$ at 90° scattering. Then we have $A_{LL} = 0.2 \times \Delta G/G$, and $\delta(\Delta G/G) = 5 \times \delta A_{LL}$.

The estimated δA_{LL} at $\sqrt{s} = 200$ GeV for $p_T = 10$ to 20 GeV, $\Delta y \pm 1$,

$$\delta A_{LL} \sim \pm 0.006$$

$$\delta(\Delta G/G) \sim \pm 0.03$$

1.4

Direct- γ + Jet

For the p_T acceptance of 10 to 20 GeV, x_1 and x_2 vary from 0.1 to 0.2 at $\sqrt{s} = 200$ GeV. The expected number of events is 9,000 corresponding to

$$\delta A_{LL} \sim \pm 0.03$$

1.5

 W^\pm and Z^0 Production at 500 GeV

a. *Parity-Violating Asymmetry.* The observable A_L (PV) is defined as, $A_L = (N^- - N^+)/(N^- + N^+)$, where $-(+)$ are minus (plus) helicity. For W^+ ,

$$A_L = \frac{\Delta u(x_1)\bar{d}(x_2) - (u \leftrightarrow \bar{d})}{u(x_1)\bar{d}(x_2) + \bar{d}(x_1)u(x_2)}.$$

When the helicities of both beams are the same, we define another observable as:

$$A_{LL}^{PV}(y) = \frac{[\Delta u(x_1)\bar{d}(x_2) - \Delta\bar{d}(x_2)u(x_1)] - (u \leftrightarrow \bar{d})}{[u(x_1)\bar{d}(x_2) - \Delta u(x_1)\Delta\bar{d}(x_2)] + (u \leftrightarrow \bar{d})}.$$

For $y=0$, $A_L^{W^+} = 1/2 (\Delta u/u - \Delta\bar{d}/d)$ and $A_L^{W^-} = 1/2 (\Delta d/d - \Delta\bar{u}/u)$. The results of predictions³ for W^\pm production are shown in Fig. 1 with polarized sea quarks⁴ and $\Delta\bar{u} = \Delta\bar{d}$. In the case of W^- production, one observes a drastic difference between the cases $\Delta\bar{u} \neq 0$ and $\Delta\bar{u} = 0$.

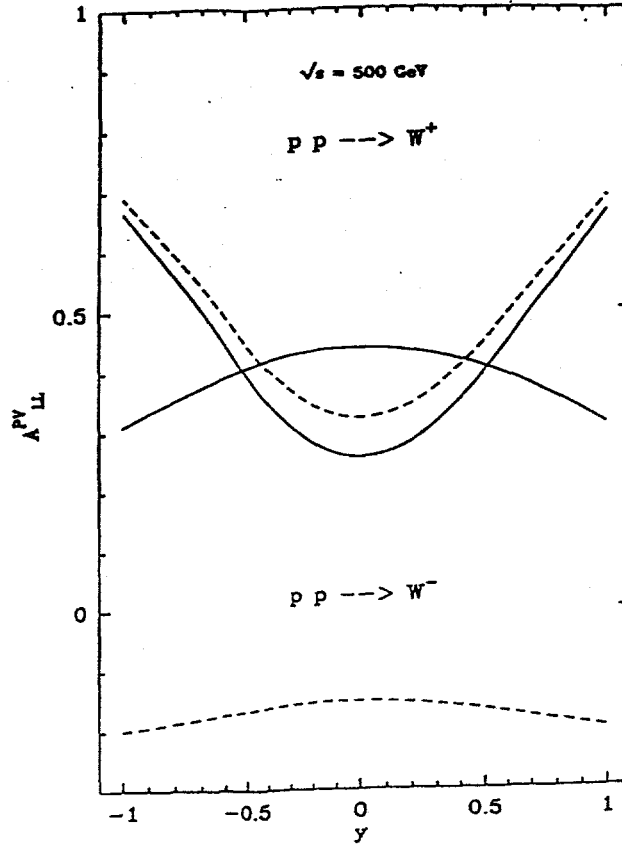


FIGURE 1. The parity violating asymmetry A_{LL}^{PV} vs. y for W^+ and W^- production at $\sqrt{s} = 500$ GeV. Solid lines correspond to non-zero sea quark polarizations where as dashed lines correspond to $\Delta\bar{u} = \Delta\bar{d} = 0$.

b. Parity-Conserving Asymmetry.

$$\text{For } W^+, A_{LL} \sim \frac{\Delta u(x_1)\Delta\bar{d}(x_2)}{u(x_1)\bar{d}(x_2)}.$$

A similar expression is for W^- production by permuting u and d .

1.6 *Measurements of $h_1(x)$ in Z^0 Production* (*Quark Transversity Distribution in Polarized Proton*)

A complete quark-parton model of the nucleon requires three quark distributions and quark spin density matrix is given as:

$$P(x) = 1/2 [f_1(x) + g_1(x) \bar{s}_{//} \cdot \vec{\sigma} + h_1(x) \bar{s}_{\perp} \cdot \vec{\sigma}] ,$$

where $f_1(x)$ is related to the longitudinal momentum distribution of quarks in the nucleon, $g_1(x)$ is related to the helicity distribution in a polarized nucleon, and $h_1(x)$ is related to the correlation between left-handed and right-handed quarks.⁵

$h_1(x)$ can be determined by measuring the transverse spin correlation A_{TT} (A_{NN}) in Z^0 production.

In terms of $h_1(x)$, A_{TT} (A_{NN}) is given as:^{6,7}

$$A_{TT}(A_{NN}) = \hat{a}_{TT} \frac{\sum_i (a_i^2 - b_i^2) h_{1i}(x_1) \bar{h}_{1i}(x_2)}{\sum_i (a_i^2 + b_i^2) f_{1i}(x_1) \bar{f}_{1i}(x_2)} ,$$

where a_i and b_i are the vector and axial couplings of the Z^0 to the quark of flavor i , \hat{a}_{TT} is the partonic double-spin asymmetry, $\hat{a}_{TT} = 1$ at the vicinity of $\theta_{c.m.} = \pi/2$ and $\phi_{c.m.} = 0$.

The statistical error will be $\Delta A_{TT} = (1/P^2) \cdot 0.025$. At a first approximation $h_1 = g_1$, then $|A_{TT} / \hat{a}_{TT}| \sim |A_{LL}|$.

2. *Measurements with Barrel, One Endcap, and Shower Maximum Detector*

An endcap calorimeter is to be placed inside the iron pole pieces. The endcap increases solid angle and acceptance and allows better measurements of the following reactions.

2.1 *Detecting the Direct- γ and the "Away-Side" Jet*

In order to measure $\Delta G(x)$, the gluon spin structure function, both the direct- γ and the "away-side" jet must be detected in coincidence so that the kinematics of the incoming partons can be calculated.

The Compton and annihilation subprocesses both involve $2 \rightarrow 2$ scatterings. The incoming partons are assumed to have fractions x_1 and x_2 of the beam momentum and collide colinearly. Then x_1 and x_2 are given in terms of pseudo-rapidity as:

$$x_1 \simeq (2p_T / \sqrt{s})(e^{\eta_1} + e^{\eta_2})/2, \quad x_2 \simeq (2p_T / \sqrt{s})(e^{-\eta_1} + e^{-\eta_2})/2.$$

Figure 2 shows the x coverage for $x_T = 0.1$ as functions of the direct- γ and jet pseudorapidities.

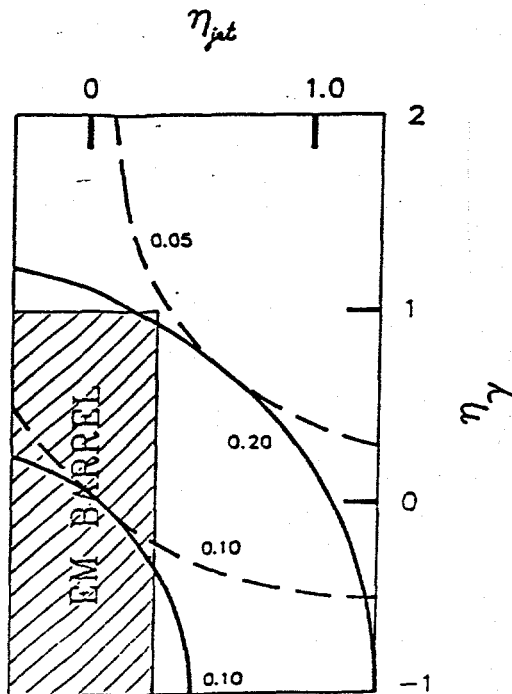


FIGURE 2. Plots of x_1 and x_2 as a function of the direct- γ and jet pseudorapidities. The solid lines represent contours for x_1 and the dashed lines are contours for x_2 .

2.2

W's and Z Production at 500 GeV

W^+ 74,000 events

W^- 22,000 events

For W's the detected electron (or positron) has $p_T > 20$ GeV/c

Z 5,300 events

For Z at least one of the detected electrons has $p_T > 20$ GeV/c

In particular, many Z events are needed for a reasonable measurement of $h_1(x)$.

REFERENCES

- 1) Bourrely, C., Guillet, J. Ph., and Soffer, J., *Nucl. Phys.* **B361**, 72 (1991); Bourrely, C. and Soffer, J., Renard, F. M., and Taxil, P., *Phys. Rep.* **177**, 319 (1989).
- 2) "The Electromagnetic Calorimeter for the Solenoidal Tracker at RHIC," PUB-5380 (1993).
- 3) Bourrely, C., and Soffer, J., *Phys. Lett.* **B314**, 132 (1993).
- 4) Martin, A. D., Sterling, W. J., and Roberts, R. G., Preprint RAL-92-021 (1992).
- 5) Ralston, J., and Soper, D. E., *Nucl. Phys.* **B152** 109, (1979); Cortes, J., Pire, B., and Ralston, J., *Z. of Phys.* (Sep. 1992); Jaffee, R., and Ji, X., *Phys. Rev. Lett.* **67**, 552 (1991).
- 6) Ji, X., *Phys. Lett.* **B284**, 137 (1992).
- 7) Soffer, J., to be published.

APPENDIX I

The integrated luminosities used are:

$$Ldt = 8 \cdot 10^{38} \text{ cm}^{-2} \text{ at } 500 \text{ GeV} = 800 \text{ pb}^{-1},$$

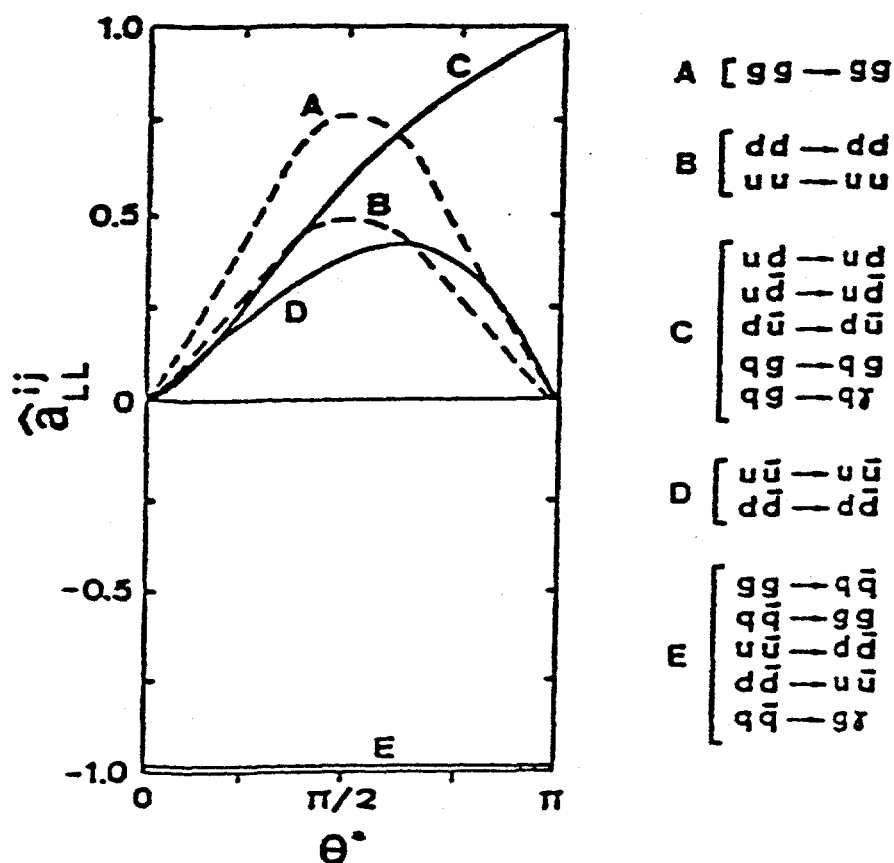
and

$$Ldt = 3.2 \cdot 10^{38} \text{ cm}^{-2} \text{ at } 200 \text{ GeV} = 320 \text{ pb}^{-1},$$

which means

100 days of running ($4 \cdot 10^6$ sec. 50% efficiency).

APPENDIX II



* Work supported by the U.S. Department of Energy, Division of High Energy Physics, Contract W-31-109-ENG-38.