

3-16

SANDIA REPORT

SAND95-0339 • UC-900

Unlimited Release


Printed March 1995

Annual Report Procurement Organization Sandia National Laboratories Fiscal Year 1994

D. R. Stimak

Prepared by
Sandia National Laboratories
Albuquerque, New Mexico 87185 and Livermore, California 94550
for the United States Department of Energy
under Contract DE-AC04-94AL85000

Approved for public release; distribution is unlimited.



Issued by Sandia National Laboratories, operated for the United States Department of Energy by Sandia Corporation.

NOTICE: This report was prepared as an account of work sponsored by an agency of the United States Government. Neither the United States Government nor any agency thereof, nor any of their employees, nor any of their contractors, subcontractors, or their employees, makes any warranty, express or implied, or assumes any legal liability or responsibility for the accuracy, completeness, or usefulness of any information, apparatus, product, or process disclosed, or represents that its use would not infringe privately owned rights. Reference herein to any specific commercial product, process, or service by trade name, trademark, manufacturer, or otherwise, does not necessarily constitute or imply its endorsement, recommendation, or favoring by the United States Government, any agency thereof or any of their contractors or subcontractors. The views and opinions expressed herein do not necessarily state or reflect those of the United States Government, any agency thereof or any of their contractors.

Printed in the United States of America. This report has been reproduced directly from the best available copy.

Available to DOE and DOE contractors from
Office of Scientific and Technical Information
PO Box 62
Oak Ridge, TN 37831

Prices available from (615) 576-8401, FTS 626-8401

Available to the public from
National Technical Information Service
US Department of Commerce
5285 Port Royal Rd
Springfield, VA 22161

NTIS price codes
Printed copy: A08
Microfiche copy: A01

DISCLAIMER

Portions of this document may be illegible in electronic image products. Images are produced from the best available original document.

Annual Report Procurement Organization Sandia National Laboratories Fiscal Year 1994

D. R. Stimak
Procurement Organization
Sandia National Laboratories
Albuquerque, NM 87185

Abstract

This report summarizes the purchasing and transportation activities of the Procurement Organization for Fiscal Year 1994. Activities for both the New Mexico and California locations are included.

MASTER

DISTRIBUTION OF THIS DOCUMENT IS UNLIMITED

DL

Contents

Operating Highlights for Fiscal Year 1994	7
Personnel	9
Type of Procurement	10
Small Business Procurements	11
Disadvantaged Business Procurements	12
Woman-Owned Business Procurements	13
New Mexico Commercial Business Procurements	14
Bay Area Commercial Business Procurements	15
Commitments by States and Foreign Countries	16
Transportation Activities	17
The Twenty-Five Commercial Contractors Receiving the Largest Dollar Commitments	19
Commercial Contractors Receiving Commitments of \$1,000 or Over	25
Integrated Contractor & Federal Agency Commitments of \$1,000 or Over From Sandia National Laboratories/New Mexico & California	145
Transportation Commitments of \$1,000 or Over From Sandia National Laboratories/ New Mexico & California	149

**Operating Highlights for Fiscal Year 1994
(SNL New Mexico and California)**

	<u>FY93</u>	<u>FY94</u>
Purchasing		
Number of contractors with whom Sandia did business	10,183	10,543

Purchasing Activity (\$ in millions)

Total business	\$847.7	\$991.4
Integrated contractor and Federal Agency business	79.1	56.7
Educational, nonprofit, and other government agency business	35.3	40.1
GSA Supply Schedule	12.7	13.5
Foreign Manufacture	2.5	3.3
Commercial contractor business	768.6	934.7
New Mexico business	405.8	468.4
Bay Area business	76.3	70.1
Small business	426.8	435.1
Disadvantaged business	78.5	87.4
Woman-owned business	57.9	65.9
Large business	291.3	442.8

Freight Activity

Tonnage—pounds (inbound/outbound)	9,385,541	6,922,367
Freight charges	\$2,115,300	\$2,057,410

Cost Avoidance and Savings	\$18,726,799	\$27,799,002
-----------------------------------	--------------	--------------

Operating Highlights

Sandia/New Mexico

	<u>Purchasing Activity (\$ in millions)</u>		
	<u>FY93</u>	<u>FY94</u>	<u>Change (%)</u>
Total business	\$760.5	\$896.0	+18
Integrated contractors & Federal Agencies	62.3	46.3	-26
GSA Supply Schedule	10.8	11.7	+8
Educational/nonprofit	33.4	35.9	+7
Foreign manufacture	2.3	3.2	+39
Other government entities	-	0.05	-
Commercial contractors	651.7	798.9	+23
Large business	257.1	394.4	+53
Small Business	394.6	404.5	+33

Sandia/California

	<u>Purchasing Activity Purchasing Activity (\$ in millions)</u>		
	<u>FY93</u>	<u>FY94</u>	<u>Change (%)</u>
Total business	\$87.2	\$95.4	+9
Integrated contractors & Federal Agencies	16.7	10.4	-38
GSA Supply Schedule	1.9	1.8	-5
Educational/nonprofit	1.9	4.1	+116
Foreign manufacture	0.2	0.07	-65
Other government entities	-	0.001	-
Commercial contractors	66.4	78.9	+19
Large business	34.2	48.3	+41
Small Business	32.2	30.6	-5

Personnel

	<u>FY90</u>	<u>FY91</u>	<u>FY92</u>	<u>FY93</u>	<u>FY94</u>
Sandia/New Mexico Personnel					
Management (Director, Department Managers & Team Supervisors)	26	27	21	19	24
Buyers, Procurement Specialists, & Administrative Staff	99	95	100	111	105
Secretarial & Clerical	57	56	45	47	50
Total	182	178	166	177	179

Sandia/California Commercial Procurement Org.

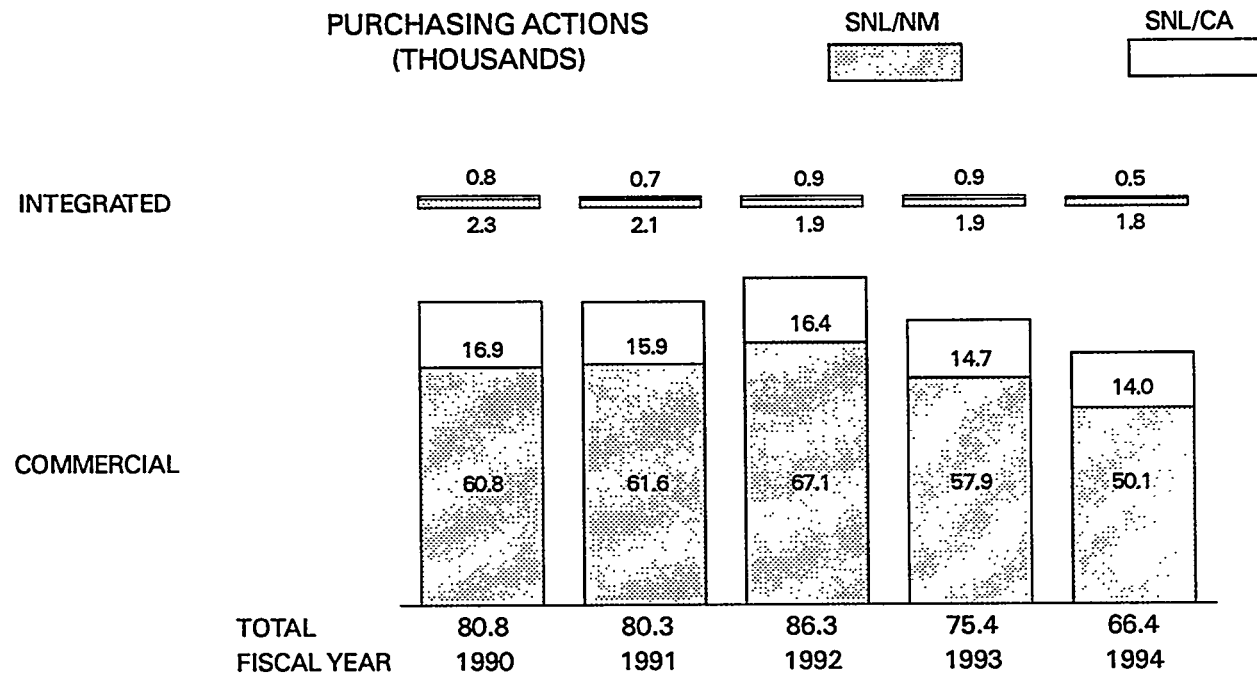
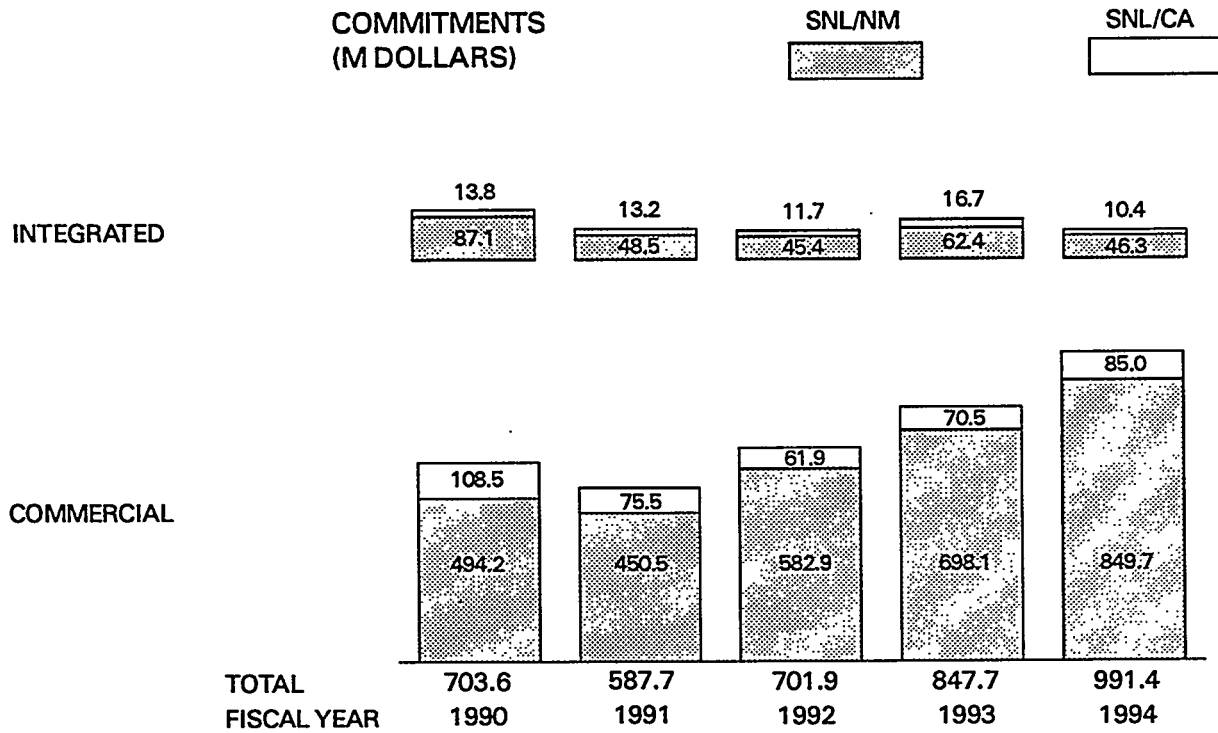
Management (Department Manager)	3	2	1	1	1
Buyers, Procurement Specialists, & Administrative Staff	11	14	14	16	15
Secretarial & Clerical	4	4	4	4	4
Total	18	20	19	21	20

Sandia/California Integrated Procurement Org.

Management (Section)	1	1	1	1	1
Buyers, Procurement Specialists, & Administrative Staff	7	6	5	4	6
Secretarial & Clerical	1	1	1	1	1
Total	9	8	7	6	8

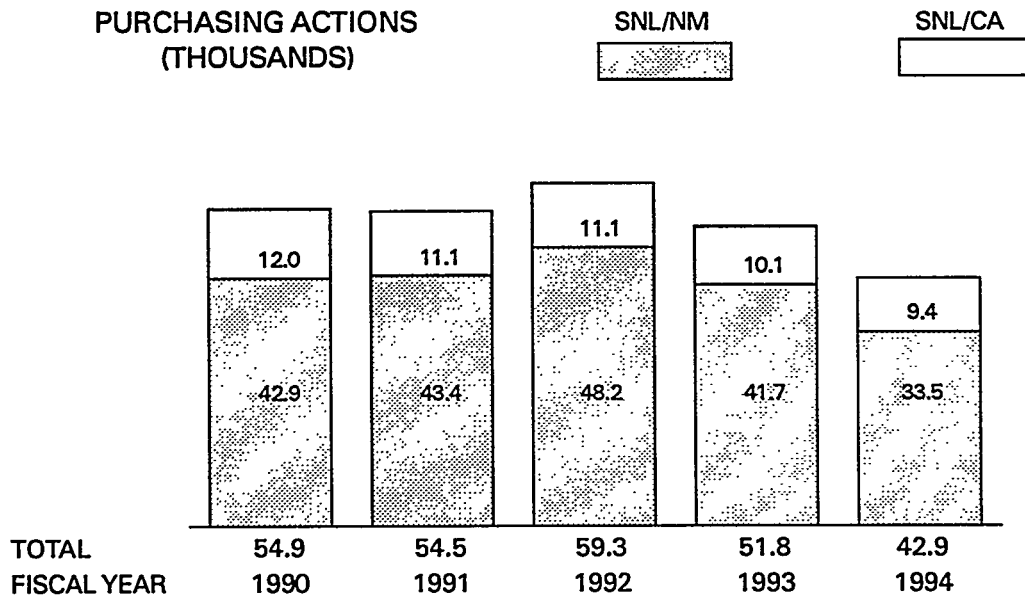
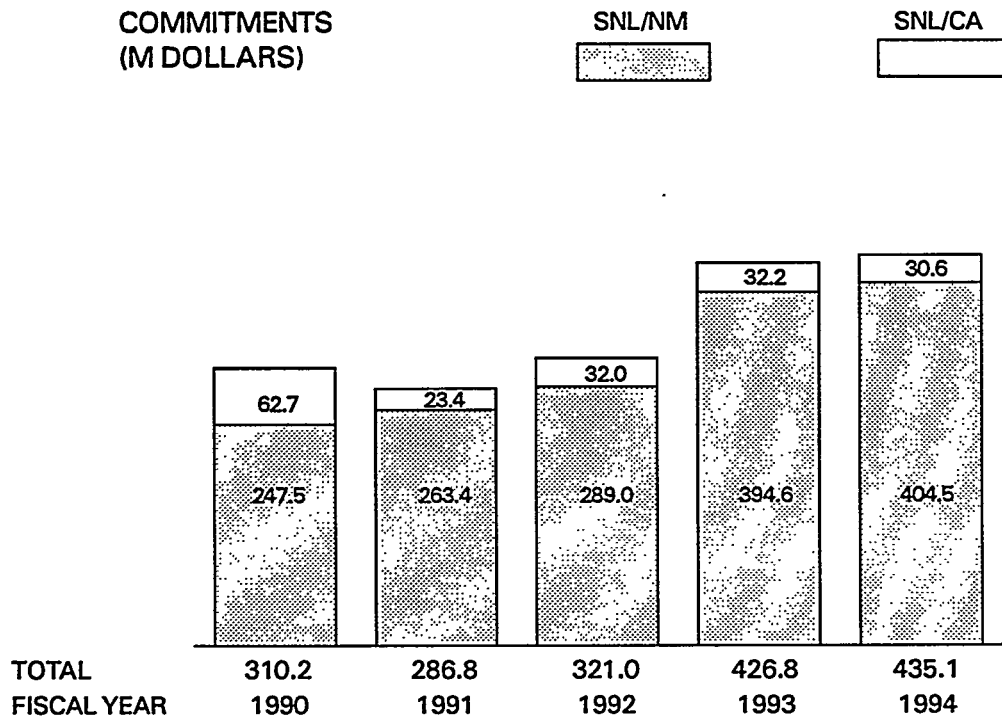
Type of Procurement

(Sandia/New Mexico & California)



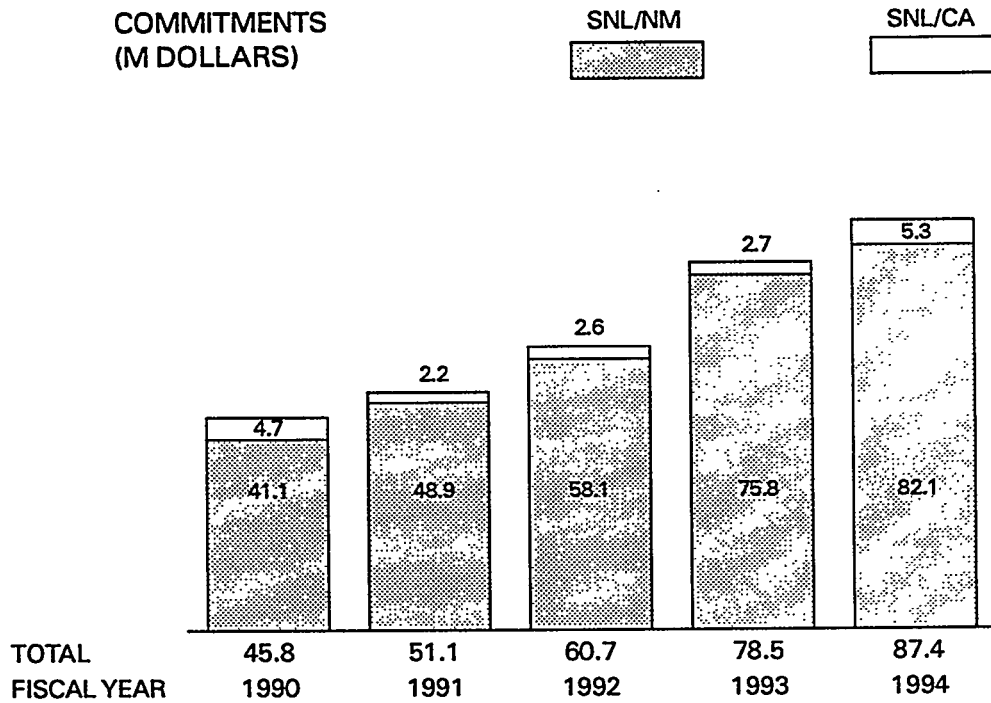
Small Business Procurements

(Sandia/New Mexico & California)

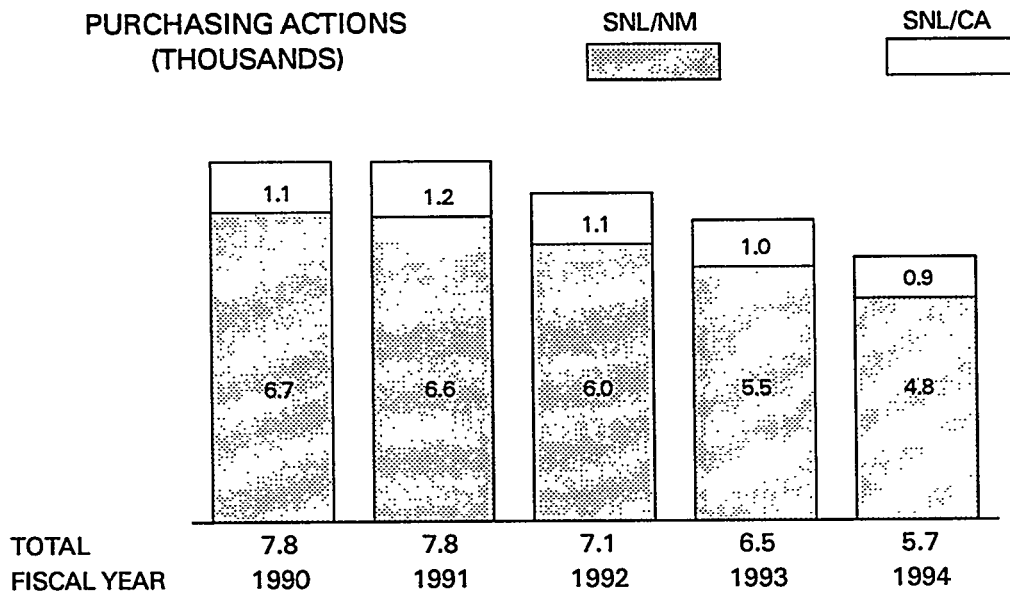


Disadvantaged Business Procurements

(Sandia/New Mexico & California)

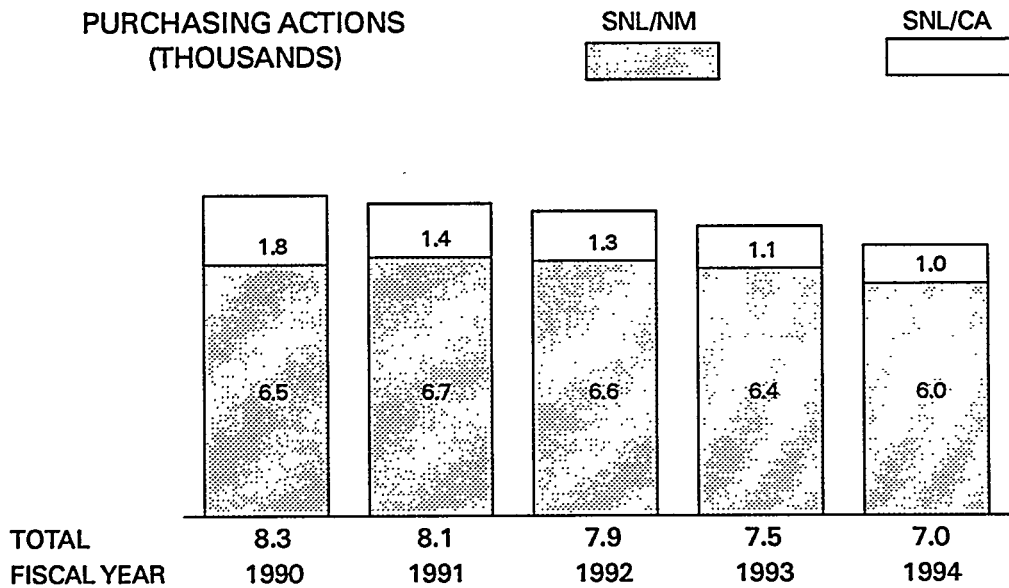
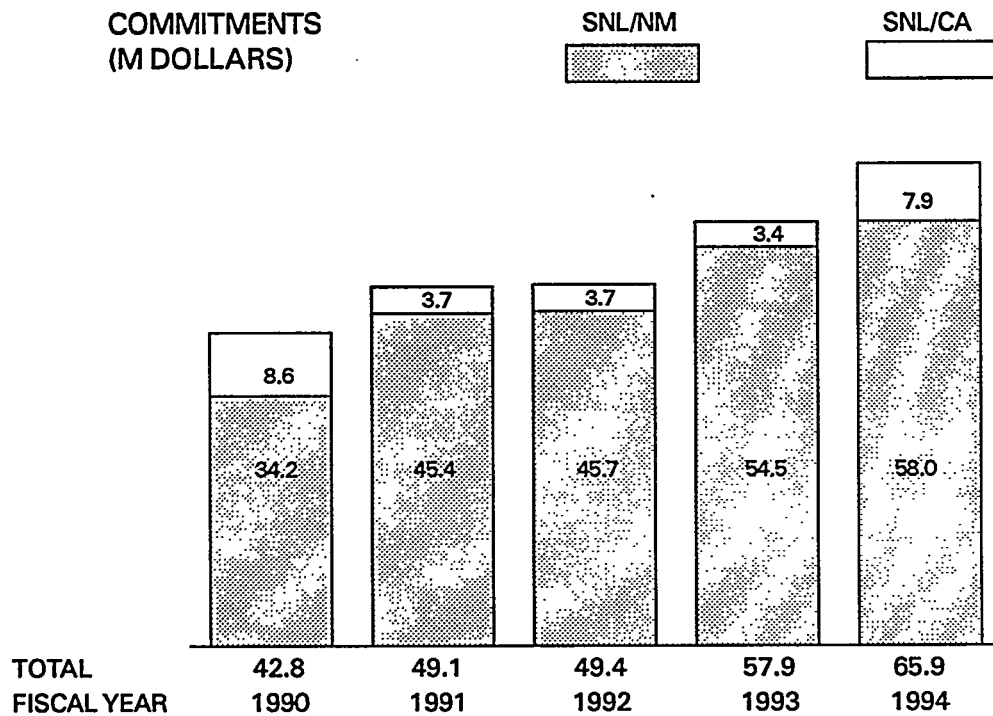


PURCHASING ACTIONS (THOUSANDS)



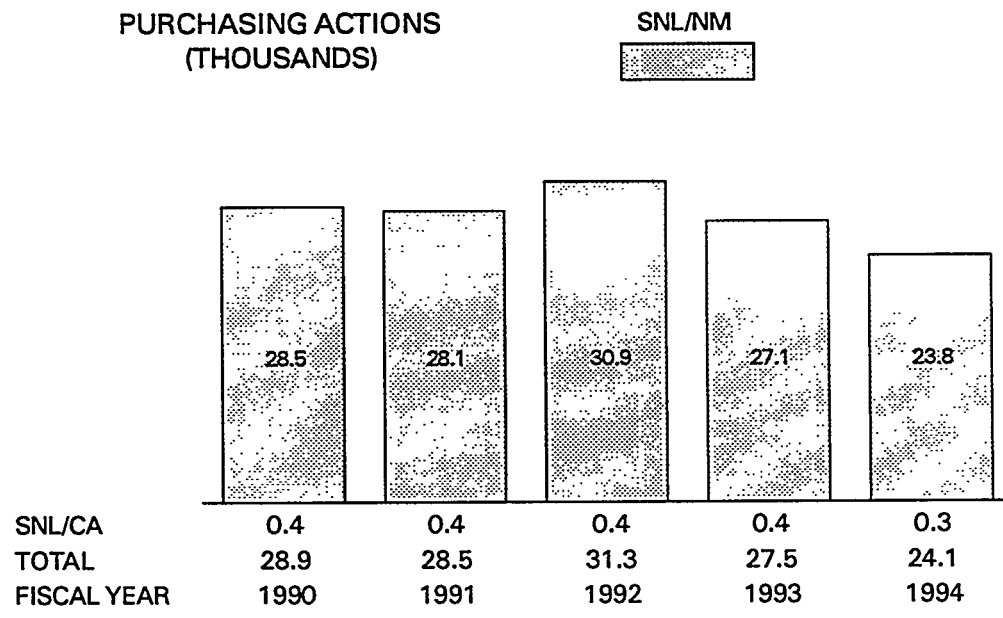
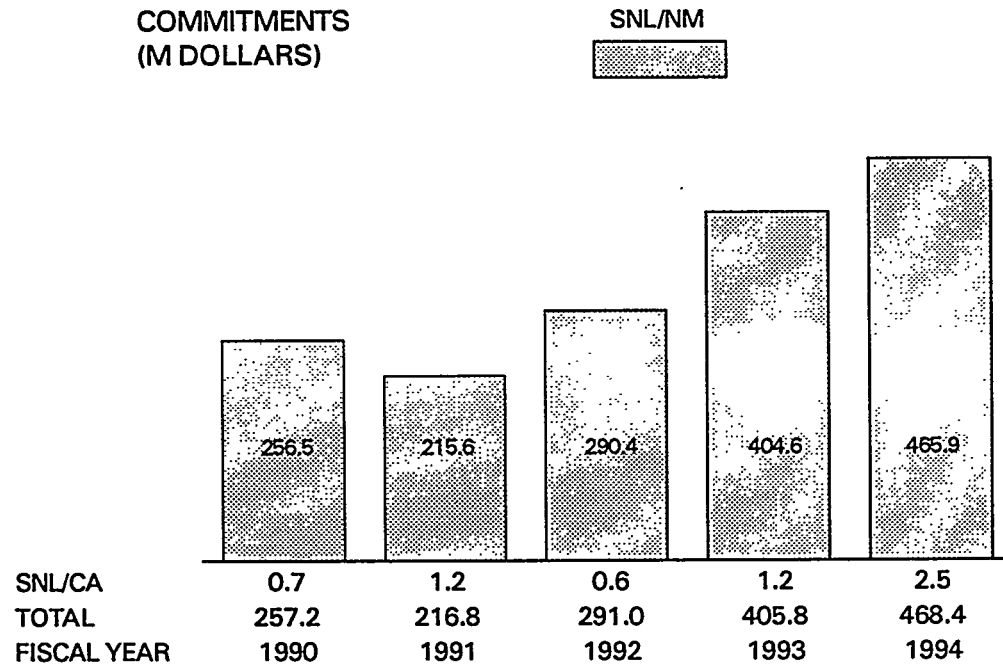
Woman-Owned Business Procurements

(Sandia/New Mexico & California)



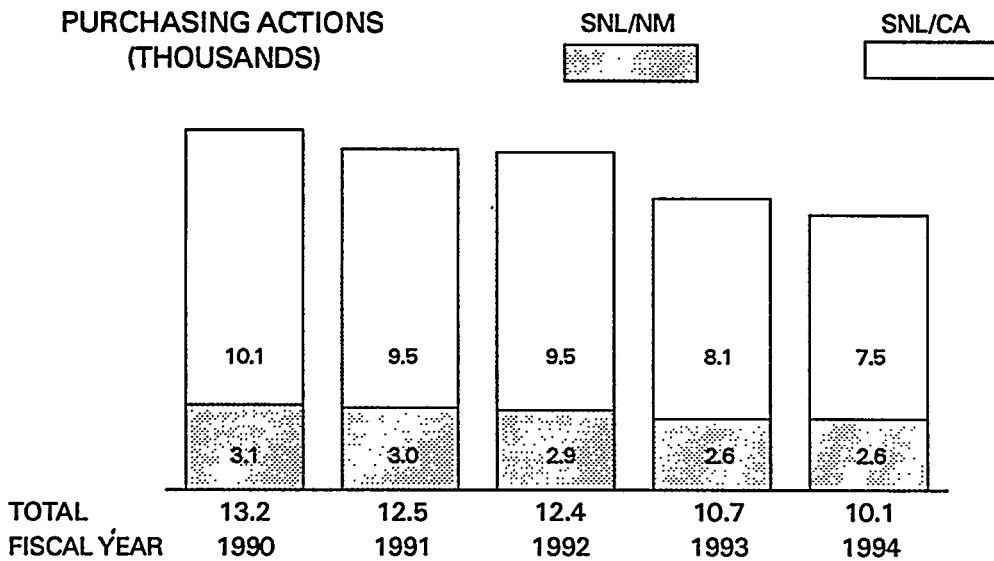
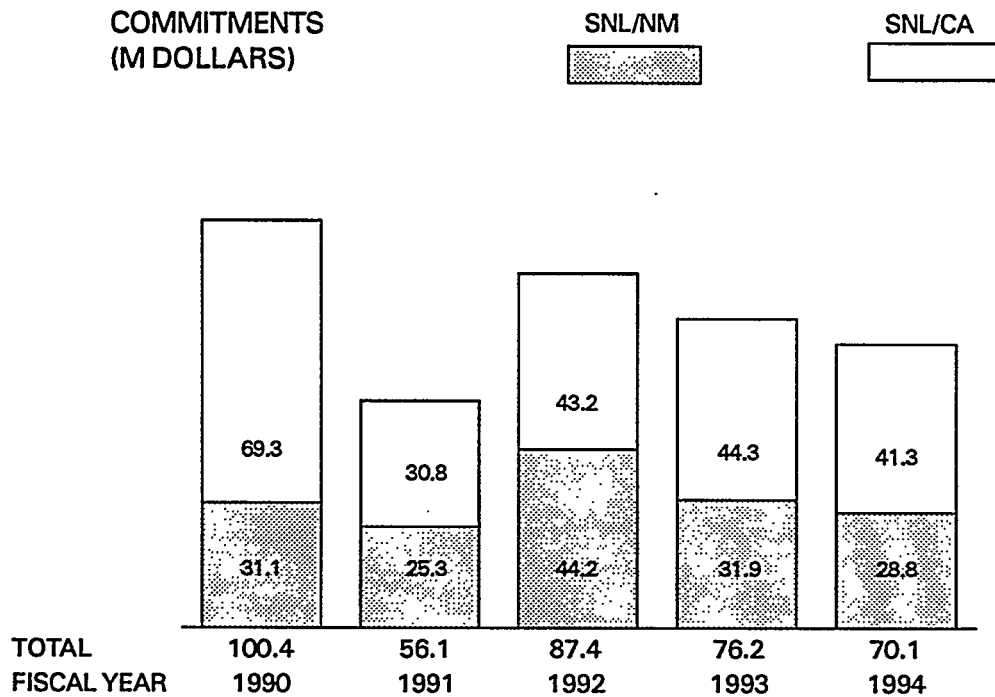
New Mexico Commercial Business Procurements

(Sandia/New Mexico & California)



Bay Area Commercial Business Procurements

(Sandia/New Mexico & California)



Commitments by States and Foreign Countries to Commercial Suppliers (SNL New Mexico and California)

Commitments

Contractors in the United States	\$931,400,757
Foreign Manufacturers	\$3,309,463
Total Commitments	\$934,710,220
Small Business Contractors	\$435,093,758

Total Number of Sources* 10,543

Commitments by States

State	Actions	Commitments	State	Actions	Commitments
Alabama	164	\$5,227,071	Montana	43	\$372,729
Alaska	13	14,490	Nebraska	63	567,330
Arizona	1,579	16,627,202	Nevada	251	1,678,227
Arkansas	18	146,745	New Hampshire	289	889,173
California	15,391	110,246,946	New Jersey	1,442	78,491,248
Colorado	2,122	34,994,417	New Mexico	24,052	468,429,097
Connecticut	911	4,076,283	New York	1,664	6,080,313
Delaware	86	269,262	North Carolina	203	2,775,503
District of Columbia	123	923,068	North Dakota	2	786
Florida	461	6,511,997	Ohio	795	5,205,175
Georgia	274	16,170,100	Oklahoma	134	928,790
Hawaii	38	394,962	Oregon	650	2,989,708
Idaho	81	981,835	Pennsylvania	956	6,709,910
Illinois	1,111	5,791,665	Rhode Island	72	303,100
Indiana	173	9,747,028	South Carolina	168	2,659,849
Iowa	90	1,033,379	South Dakota	944	6,671,459
Kansas	120	1,375,557	Tennessee	170	17,843,270
Kentucky	51	82,960	Texas	2,812	43,074,773
Louisiana	27	999,347	Utah	389	2,051,862
Maine	28	127,868	Vermont	75	1,461,990
Maryland	766	10,123,510	Virginia	874	15,139,874
Massachusetts	2,002	25,040,502	Washington	574	5,915,519
Michigan	312	2,053,322	West Virginia	4	85,215
Minnesota	515	2,845,216	Wisconsin	520	3,173,236
Mississippi	35	137,115	Wyoming	4	4,208
Missouri	188	1,714,239	US Possessions	7	242,327
			Foreign Mfr.	306	3,309,463

*To the extent practicable, each supplier location was considered a separate source.



Transportation Activities

(Sandia/New Mexico & California)

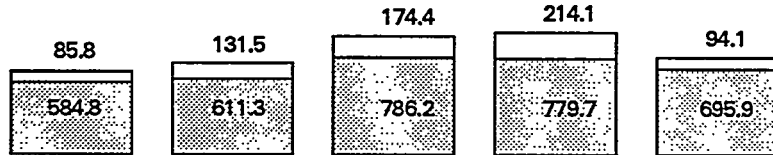
CHARGES
(K DOLLARS)

SNL/NM

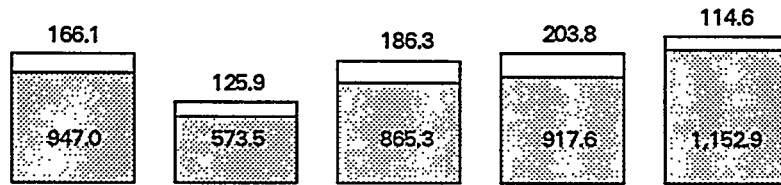
SNL/CA



OUTBOUND



INBOUND



TOTAL
FISCAL YEAR

1,783.7 1,442.2 2,012.2 2,115.2 2,057.5
1990 1991 1992 1993 1994

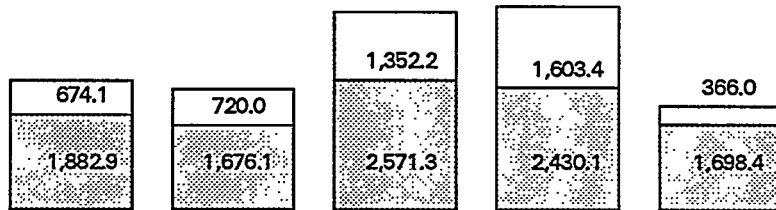
TONNAGE
(THOUSANDS OF POUNDS)

SNL/NM


SNL/CA



OUTBOUND



INBOUND



TOTAL
FISCAL YEAR

8,189.0 6,035.3 8,468.4 9,385.5 6,922.3
1990 1991 1992 1993 1994

**The Twenty–Five Commercial Contractors
Receiving the Largest Dollar Commitments**

The Twenty-Five Commercial Contractors Receiving the Largest Dollar Commitments

Commitments by Sandia/New Mexico Buyers

ITT Corp.		\$69,128,461
House, K. L. Construction Co., Inc.		24,991,986
Henderson, Jack B. Construction Co., Inc.		20,835,247
Tech Reps, Inc.		18,634,294
Science Applications International		16,864,126
Manhattan Construction		15,568,298
Jaynes Corp.		14,597,074
Intera, Inc.		14,102,089
J&S Electric Co., Inc.		13,880,015
Scientific Ecology Group, Inc.		13,336,872
Hughes Electric		12,728,696
EG&G, Inc.		12,578,080
DP Enterprises, Inc.		12,332,134
IT Corp.		11,599,812
Hewlett-Packard Co.		11,553,313
Holmes & Narver, Inc.		11,110,000
PC Support, Inc.		10,208,173
Kirk-Mayer, Inc.		9,475,723
University of New Mexico		9,372,520
Cummins Power Generation, Inc.		9,289,517
Rinchem Co., Inc.		8,494,554
KTech Corp.		8,260,637
EG&G Special Projects, Inc.		8,120,490
Computer One		7,855,594
Trujillo, A. T., Inc.		6,716,509
	Total (43.7%)	\$371,634,214
Total Sandia/NM Commercial Commitments		\$849,742,440

The Twenty–Five Commercial Contractors Receiving the Largest Dollar Commitments

Commitments by Sandia/California Buyers

Advance Security, Inc.		\$14,486,667
Kirk–Mayer, Inc.		7,252,966
Foster Wheeler Development Corp.		2,602,182
IT Corp.		2,175,000
Science Applications International		2,150,427
Silicon Graphics, Inc.		1,674,224
Sun Microsystems, Inc.		1,632,626
Olsten Staffing Services		1,386,104
University of Wisconsin		1,300,000
Cabletron Systems, Inc.		1,202,479
Harvard University		1,165,894
Allied–Signal, Inc.		1,031,548
Page Construction Co.		990,821
Intel Corp.		983,134
Gowan Construction Co.		783,688
University of California		655,849
Convex Computer Corp.		648,346
Brero Construction, Inc.		631,844
General, J. D.		629,023
Stanford, Leland, Jr. University		565,463
Tad Technical Services Corp.		539,419
Givens Electric, Inc.		535,000
AT&T Technologies, Inc.		523,212
Wollborg–Michelson Personnel		500,000
Ada Technologies, INC.		499,443
	Total (54.8%)	\$46,545,360
Total Sandia/CA Commercial Commitments		\$84,967,781

The Twenty–Five Commercial Contractors Receiving the Largest Dollar Commitments

Commitments in New Mexico

House, K. L. Construction Co., Inc.	\$24,991,986
Henderson, Jack B. Construction Co., Inc.	20,835,247
Tech Reps, Inc.	18,647,294
Jaynes Corp.	14,597,074
J&S Electric Co., Inc.	13,880,015
Hughes Electric	12,728,696
DP Enterprises, Inc.	12,332,134
IT Corp.	11,634,437
Holmes & Narver, Inc.	11,150,000
PC Support, Inc.	10,208,173
Hewlett–Packard Co.	10,125,121
Kirk–Mayer, Inc.	9,475,723
University of New Mexico	9,382,520
Rinchem Co., Inc.	8,494,554
KTech Corp.	8,260,637
EG&G Special Projects, Inc.	8,120,490
Computer One	7,855,594
Science Applications International	6,789,650
Trujillo, A. T., Inc.	6,716,509
Sun Microsystems, Inc.	5,756,951
Flinchum Construction Co., Inc.	5,696,414
Enterprise Electrical Services, Inc.	5,304,891
Geo–Centers, Inc.	5,074,094
B&D Electric Co., Inc.	5,054,251
Big J Enterprises	5,000,000
	Total (55.1%)
	\$258,112,454
Total New Mexico Commercial Commitments	\$468,429,097

Commercial Contractors Receiving Commitments of \$1,000 or Over

Net commitments under \$1,000 are not listed
under Total \$.

Supplier Name	Total \$	SNL/NM \$	SNL/CA \$	NM \$
A&A COMPUTERS	60,058	0	60,058	0
A&A TECHNOLOGY, INC.	4,679	0	4,679	0
A&M PRINTING	1,734	455	1,279	0
A&R TOOL & EQUIPMENT RENTAL	8,800	8,800	0	0
A-1 MACHINE	4,900	4,900	0	4,900
A-1 SERVICES, INC.	1,340	1,340	0	1,340
AAA SOLAR SERVICE & SUPPLY	29,700	29,700	0	29,700
AACOM SYSTEMS	3,000	0	3,000	0
AACTION UNIFORM & APPAREL, INC.	7,376	7,376	0	7,376
AAPER ALCOHOL & CHEMICAL CO.	1,623	1,429	195	0
ABACUS CONTROLS, INC.	52,550	52,550	0	0
ABACUS PLUS, INC.	4,710	4,710	0	0
ABB AUTOCLAVE SYSTEMS	31,915	31,915	0	0
ABB COMBUSTION ENGINEERING NUCLEAR POWER	9,500	9,500	0	0
ABB HAFO	4,800	4,800	0	0
ABB INDUSTRIALS SYSTEM, INC.	4,000	4,000	0	0
ABBOT ALUMINUM CHUCK JAWS	2,165	2,165	0	0
ABBOTT ALUMINUM, INC.	1,443	507	936	0
ABBOTT BROS. CO., INC.	1,950	1,950	0	1,950
ABBOTT ELECTRONICS, INC.	6,249	6,249	0	0
ABBOTT LABORATORIES	1,006	1,006	0	0
ABBVETCO GRAY, INC.	6,070	0	6,070	0
ABBY SALES	1,207	1,207	0	0
ABC SUPPLY CO., INC.	12,052	12,052	0	12,052
ABEKAS VIDEO SYSTEMS	23,922	1,222	22,700	0
ABEYTA, JUAN R.	50,000	50,000	0	50,000
ABLESTIK LABORATORIES	2,471	2,471	0	0
ABM, INC.	4,293	0	4,293	0
ABOUT TIME SOFTWARE SOLUTIONS	40,550	40,550	0	0
ABQ PHONE ACCESSORIES	1,056	1,056	0	1,056
ABSOLUTE CELLULAR	20,000	20,000	0	0
AC ANALYTICAL CONTROLS, INC.	6,950	6,950	0	0
ACA ENGINEERING	5,585	0	5,585	0
ACADEM CO.	1,000	0	1,000	0
ACATEL NETWORK SYSTEMS	72,271	72,271	0	0
ACCEL TECHNOLOGIES, INC.	26,210	26,210	0	0
ACCELERATION ASSOCIATES	23,672	23,672	0	23,672
ACCELR8 TECHNOLOGY	3,097	0	3,097	0
ACCESS DYNAMICS	22,200	22,200	0	0
ACCESS ELECTRONICS CORP.	1,453	0	1,453	0
ACCESS INNOVATIONS, INC.	67,250	67,250	0	67,250
ACCESSORIES UNLIMITED	1,126	1,126	0	1,126
ACCHIONE, LAWRENCE J.	30,000	30,000	0	0
ACCM COMMUNICATION INDUSTRIES, INC.	5,000	0	5,000	0
ACCOUNTABILITY & DEVELOPMENT ASSOCIATES	163,386	163,386	0	163,386
ACCSYS TECHNOLOGY, INC.	2,400	2,400	0	0
ACCU-LABS RESEARCH, INC.	329,375	329,375	0	0
ACCURATE FORMS & SUPPLIES	3,295	3,295	0	0
ACCURATE MACHINE & TOOL CO.	401,000	401,000	0	401,000
ACCURATE SCREW MACHINE PRODUCTS, INC.	2,076	1,721	355	0
ACCURATE THERMOPLASTICS, INC.	1,800	1,800	0	0
ACCUTRAK MANUFACTURING CORP.	11,275	11,275	0	11,275
ACE GLASS, INC.	23,508	21,127	2,381	0
ACE PEST CONTROL	2,032	2,032	0	2,032
ACE TECHNOLOGIES	13,973	4,479	9,494	0
ACHIEVA COMPUTER, INC.	6,245	6,245	0	0

Supplier Name	Total \$	SNL/NM \$	SNL/CA \$	NM \$
ACMA COMPUTERS, INC.	15,848	0	15,848	0
ACME ELECTRIC UTAH RESEARCH	184,061	184,061	0	0
ACME FENCE, INC.	6,239	6,239	0	6,239
ACME SCALE CO.	1,375	0	1,375	0
ACME SECURITY SYSTEMS	8,581	0	8,581	0
ACME TOOL CO.	30,364	30,364	0	30,364
ACOPIAN TECHNICAL CO.	10,671	10,126	545	0
ACORN COMPUTER	1,353	0	1,353	0
ACORN WIRE & IRON WORKS	5,860	5,860	0	0
ACRES INTERNATIONAL CORP.	170,119	170,119	0	0
ACRODYNE CORP.	16,305	16,305	0	0
ACROMAG, INC.	5,313	5,313	0	2,973
ACT ASSOCIATES	14,335	14,335	0	0
ACTA CORP.	75,000	75,000	0	0
ACTEL CORP.	14,450	14,450	0	0
ACTION COMPUTER SUPPLIES	2,180	0	2,180	0
ACTION INSTRUMENTS, INC.	5,758	5,758	0	0
ACTIVATE, INC.	400,273	398,718	1,555	0
ACTON RESEARCH CORP.	78,716	48,806	29,910	0
ACUITY RESEARCH, INC.	3,490	3,490	0	0
ACULIGHT CORP.	132,997	132,997	0	0
AD TECH	10,000	0	10,000	0
ADA TECHNOLOGIES, INC.	499,443	0	499,443	0
ADAMS STATE COLLEGE	25,000	25,000	0	0
ADAPTEC, INC.	5,918	5,918	0	0
ADAPTIVE SOLUTIONS, INC.	14,080	14,080	0	0
ADC KENTROX	18,897	18,897	0	0
ADCS	21,648	21,648	0	0
ADC, LTD.	332,460	332,460	0	332,460
ADDED VALUE ELECTRONIC DISTRIBUTION, INC. (AVED)	2,379	2,379	0	0
ADDED VALVE ELECTRONICS	2,052	2,052	0	0
ADDISON-WESLEY PUBLISHING CO., INC.	1,049	925	124	0
ADE CORP.	15,000	15,000	0	0
ADELANTE DEVELOPMENT CENTER, INC.	2,450	2,450	0	2,450
ADEMCO DISTRIBUTION, INC.	54,556	54,556	0	54,556
ADEPT TECHNOLOGY, INC.	406,247	294,277	111,970	0
ADHERENT TECHNOLOGIES	27,956	27,956	0	27,956
ADISYS	1,479	0	1,479	0
ADJILE SYSTEMS	4,675	4,675	0	0
ADOBE SYSTEMS, INC.	14,754	9,188	5,566	0
ADPI	1,295	0	1,295	0
ADSENS TECH	3,700	3,700	0	0
ADTECH, INC.	222,817	69,117	153,700	0
ADVANCE DESIGN	3,270	3,270	0	3,270
ADVANCE GEOPHYSICAL CORP.	12,150	12,150	0	0
ADVANCE HELI-WELDERS	3,396	0	3,396	0
ADVANCE INTERIORS	1,231	0	1,231	0
ADVANCE MOTION CONTROL	1,320	0	1,320	0
ADVANCE RESEARCH & ROBOTICS, INC.	35,829	35,829	0	0
ADVANCE SECURITY, INC.	14,636,667	150,000	14,486,667	0
ADVANCED ALLOYS	10,986	0	10,986	0
ADVANCED ARCHIVAL PRODUCTS, INC.	3,900	3,900	0	0
ADVANCED BUSINESS SYSTEMS	1,298	1,298	0	1,298
ADVANCED CERAMICS CORP.	31,470	30,174	1,296	0
ADVANCED COAST INSTRUMENT CO., INC.	1,360	0	1,360	0
ADVANCED COMPOSITES GROUPS, INC.	12,205	12,205	0	0
ADVANCED CONTROLS	1,274	1,274	0	0
ADVANCED DATA MANAGEMENT, INC.	26,700	26,700	0	0

Supplier Name	Total \$	SNL/NM \$	SNL/CA \$	NM \$
ADVANCED ELECTROMAGNETICS, INC.	1,412	1,412	0	0
ADVANCED ELECTRONIC APPLICATIONS, INC. (AEA)	1,051	1,051	0	0
ADVANCED ENERGY INDUSTRIES, INC.	17,394	17,394	0	0
ADVANCED ENERGY SYSTEMS	54,520	54,520	0	0
ADVANCED FOAM	1,000	1,000	0	0
ADVANCED IMAGING CONCEPTS	1,400	1,400	0	0
ADVANCED INTERCONNECTION TECHNOLOGY	19,816	19,816	0	0
ADVANCED LOGIC RESEARCH, INC.	90,224	90,224	0	0
ADVANCED MATERIALS TESTING	3,060	0	3,060	0
ADVANCED METAL PROCESSING, INC.	5,760	5,760	0	5,760
ADVANCED MICROTECHNOLOGY, INC.	418,790	418,790	0	391,150
ADVANCED OFFICE SYSTEMS	1,495	0	1,495	0
ADVANCED PACKAGING, INC.	16,609	16,609	0	0
ADVANCED PARTICLE MEASUREMENTS	1,650	1,650	0	0
ADVANCED REFRACTORY TECHNOLOGIES, INC.	1,250	1,250	0	0
ADVANCED REPRODUCTIONS	2,600	2,600	0	0
ADVANCED RESEARCH & APPLICATIONS CORP. (ARACOR)	12,000	12,000	0	0
ADVANCED SCIENCES, INC.	1,052,166	1,052,166	0	1,052,166
ADVANCED SEMICONDUCTOR, INC.	1,382	1,382	0	0
ADVANCED SOFTWARE AUTOMATION, INC.	7,400	7,400	0	0
ADVANCED SOFTWARE PRODUCTS GROUP, INC.	2,085	2,085	0	0
ADVANCED SURFACE TECHNOLOGY, INC.	12,121	12,121	0	0
ADVANCED SYSTEMS GROUP INTERNATIONAL	4,567	4,567	0	0
ADVANCED TECHNOLOGY CENTER	8,423	8,423	0	0
ADVANCED TECHNOLOGY MATERIALS, INC. (ATM)	23,700	23,700	0	0
ADVANCED TECHNOLOGY, INC.	6,902	6,902	0	0
ADVANCED THERMAL SYSTEMS	103,091	103,091	0	0
ADVANCED VACUUM COMPONENTS	17,785	17,785	0	0
ADVANCED VACUUM RESOURCES	449,250	0	449,250	0
ADVANCED VIDEO PRODUCTS	22,970	22,970	0	0
ADVANCED VISUAL SYSTEMS, INC.	204,776	188,361	16,415	0
ADVANTAGE MEMORY CORP.	4,958	0	4,958	0
ADVANTAGE TECHNICAL SERVICES	55,000	55,000	0	55,000
ADVANTAGE TECHNOLOGY, INC.	3,000	3,000	0	0
ADVANTECH	1,004	1,004	0	0
ADVANTEST AMERICA, INC.	52,675	52,675	0	0
ADVANTOR CORP.	36,312	36,312	0	0
AECL TECHNOLOGIES	81,656	81,656	0	0
AEF/CAPITAL COMMUNICATIONS	1,188	1,188	0	0
AEGIS PRODUCTS, INC.	6,129	6,129	0	0
AEON SYSTEMS, INC.	73,470	73,470	0	73,470
AERODYNE CONTROLS CORP.	6,364	6,364	0	0
AEROFAB ALUMINUM PLATE CO.	2,740	0	2,740	0
AEROJET GENERAL CORP.	1,778,976	1,778,976	0	0
AEROMETRICS, INC.	4,100	4,100	0	0
AEROSPACE BEARING SUPPORT	1,271	0	1,271	0
AEROSPACE CORP., THE	146,324	146,324	0	0
AEROTEC LABORATORIES	10,738	9,844	894	0
AEROTEC SERVICES, INC.	49,900	49,900	0	49,900
AEROTEC, INC.	112,191	39,242	72,949	0
AEROTEST OPERATIONS, INC.	4,650	4,650	0	0
AEROTRON-REPCO SALES, INC.	117,015	117,015	0	0
AEROVIRONMENT, INC.	2,210	2,210	0	0
AEROVOX, INC.	274,415	274,415	0	0
AEROWAVE, INC.	10,115	10,115	0	0
AET THERMAL	2,640	2,640	0	0

Supplier Name	Total \$	SNL/NM \$	SNL/CA \$	NM \$
AETNA LIFE	30,835	30,835	0	0
AFAM MANUFACTURING, INC.	4,920	4,920	0	4,920
AFC AIR FILTER & FIRE EQUIPMENT CO.	5,000	5,000	0	0
AFFILIATED MANUFACTURERS, INC.	21,957	21,957	0	0
AFFINITY, INC.	5,540	5,540	0	0
AFFTREX, LTD.	420,000	420,000	0	0
AFRAMERICAN BOOKSTORE	1,317	1,317	0	1,317
AG ASSOCIATES	6,767	6,767	0	0
AG GROUP, THE	8,782	3,637	5,145	0
AGAPITO, J. F. T. & ASSOCIATES, INC.	4,526,012	4,526,012	0	0
AGE LOGIC, INC.	6,018	6,018	0	0
AGEMA INFRARED SYSTEMS	110,540	110,540	0	0
AGGREGATE & MINING SUPPLY	2,435	2,435	0	2,435
AGILITY FORUM-AMEF	142,000	142,000	0	0
AGL CO.	21,258	21,258	0	21,258
AIB SOFTWARE	4,990	4,990	0	0
AIC SOFTWARE	1,397	998	399	0
AIDANT FIRE PROTECTION CO.	11,966	11,966	0	11,966
AIGNER-MCLAUGHLIN	1,500	1,500	0	0
AIM MOTHERBOARD CORP.	3,734	3,734	0	0
AIMS FOUNDATION	3,825	3,825	0	0
AIMTECH CORP.	4,420	4,420	0	0
AIR CASTER CORP.	2,025	2,025	0	0
AIR FILTER SALES & SERVICE	4,875	0	4,875	0
AIR LIQUIDE	91,381	34	91,347	0
AIR MANAGEMENT SERVICES	1,234	1,234	0	1,234
AIR PRODUCTS & CHEMICALS, INC.	12,426	10,588	1,838	21,690
AIR RESOURCE SPECIALISTS, INC.	10,705	10,705	0	0
AIR TECH SALES	1,425	0	1,425	0
AIR TECHNICAL INDUSTRIES	3,965	3,965	0	0
AIR TECHNICS	1,824	1,824	0	0
AIRBORN, INC.	182,738	182,738	0	0
AIRCRAFT SPRUCE & SPECIALTY CO.	1,204	0	1,204	0
AIR-DRAULICS CO.	73,143	73,143	0	73,143
AIRFLOW CO.	53,870	53,870	0	0
AIRNETICS ENGINEERING, INC.	1,131	0	1,131	0
AIR, INC.	3,421	3,421	0	0
AISES PUBLISHING, INC.	6,610	6,610	0	0
AIT SOUTHWEST	1,630	1,630	0	0
AITS MANUFACTURING & SUPPLY	6,170	6,170	0	0
AIXTRON, INC.	33,717	33,717	0	0
AKUTAGAWA, YOSHIRO	10,140	10,140	0	10,140
ALACRON, INC.	17,833	17,833	0	0
ALAMEDA COUNTY AGRICULTURE DEPT.	1,250	0	1,250	0
ALAMEDA ELECTRICAL DIST.	4,294	0	4,294	0
ALAMEDA TOOL ENGINEERING CORP.	100,337	100,337	0	100,337
ALAMO IRON WORKS, INC.	58,350	58,350	0	58,350
ALANTEC	1,672	1,672	0	0
ALBERT CONSULTING GROUP.	26,500	26,500	0	0
ALBERT ENGINEERING	22,710	22,710	0	0
ALBERTSON, MR. FRED W., JR.	132,000	132,000	0	0
ALBUCHEMIST, INC.	9,250	9,250	0	9,250
ALBUQUERQUE BALLOON CENTER, INC.	14,946	14,946	0	14,946
ALBUQUERQUE BIOMEDICAL, LTD.	5,014	5,014	0	5,014
ALBUQUERQUE BLUEPRINT CO.	1,446	1,446	0	1,446
ALBUQUERQUE BUSINESS SERVICES	2,026	2,026	0	2,026
ALBUQUERQUE COMPUTING	1,470	1,470	0	1,470
ALBUQUERQUE LIGHTING CO.	1,878	1,878	0	1,878
ALBUQUERQUE L&L ELECTRONICS, INC.	363,502	363,502	0	363,502

Supplier Name	Total \$	SNL/NM \$	SNL/CA \$	NM \$
ALBUQUERQUE MAIL CONSULTANTS, INC.	7,510	7,510	0	7,510
ALBUQUERQUE MOVING & STORAGE	1,240	1,240	0	1,240
ALBUQUERQUE PUBLIC SCHOOLS	142,353	142,353	0	142,353
ALBUQUERQUE SAFE CO.	2,669	2,669	0	2,669
ALBUQUERQUE SCHWINN CYCLERY	1,988	1,988	0	1,988
ALBUQUERQUE SIGN PRINT	3,053	3,053	0	3,053
ALBUQUERQUE TECHNICAL-VOCATIONAL INSTITUTE	21,399	21,399	0	21,399
ALBUQUERQUE TRUCK EQUIPMENT, INC.	1,565	1,565	0	1,565
ALBUQUERQUE UNDERGROUND, INC.	10,600	10,600	0	10,600
ALBUQUERQUE VALVE & FITTING CO.	684,333	684,333	0	684,333
ALBUQUERQUE WELDING SUPPLY	1,231	1,231	0	1,231
ALBUQUERQUE WINDUSTRIAL CO.	155,476	155,476	0	155,476
ALCATEL CANADA WIRE, INC.	1,250	1,250	0	0
ALCATEL VACUUM PRODUCTS, INC.	17,513	15,229	2,284	11,498
ALCOA	9,574	9,574	0	0
ALCOA FUJIKURA, LTD.	2,390	1,090	1,300	0
ALCORE, INC.	23,760	23,760	0	0
ALDEN LANE NURSERY	1,023	0	1,023	0
ALDRICH CHEMICAL CO., INC.	55,484	26,293	29,192	0
ALDUS CORP.	3,834	1,175	2,659	0
ALESSI, INC.	50,240	50,240	0	0
ALEXANDER BATTERY CO. WEST, INC.	3,004	2,634	370	0
ALEXANDER, ALBERT J.	20,000	20,000	0	20,000
ALFRED UNIVERSITY	1,000	1,000	0	0
ALGOR, INC.	20,516	20,516	0	0
ALHAMBRA	15,502	0	15,502	0
ALIAS RESEARCH, INC.	2,595	2,595	0	0
ALIGN-RITE CORP.	145,190	145,190	0	0
ALL AMERICAN	8,552	8,552	0	0
ALL AMERICAN INSULATION	9,853	9,853	0	9,853
ALL AMERICAN SUPPLY, INC.	1,097,958	1,097,958	0	1,097,958
ALL CHEMICAL DISPOSAL, INC.	25,000	0	25,000	0
ALL PHASE ELECTRIC SUPPLY CO.	40,951	0	40,951	0
ALLEN COMMUNICATION	2,995	2,995	0	0
ALLEN-BRADLEY CO.	90,541	87,619	2,921	83,733
ALLIANCE ELECTRONICS	1,973,002	1,973,002	0	1,880,533
ALLIANCE FIRE PROTECTION, INC.	107,743	107,743	0	107,743
ALLIANCE TECHNOLOGIES, INC.	837,485	837,485	0	837,485
ALLIANT TECHSYSTEMS, INC.	66,519	66,519	0	0
ALLIED BUSINESS SYSTEMS	5,926	0	5,926	0
ALLIED ELECTRONICS CORP.	9,811	9,260	551	0
ALLIED ELECTRONIC, INC.	2,120	0	2,120	0
ALLIED FENCE	21,600	21,600	0	0
ALLIED HIGH TECH PRODUCTS	7,546	4,409	3,137	0
ALLIED REFRIGERATION, INC.	1,227	0	1,227	0
ALLIED SCALE & EQUIPMENT CO.	3,830	3,830	0	3,830
ALLIED SCHOOL & OFFICE PRODUCTS	10,673	10,673	0	10,673
ALLIED TECHNOLOGY GROUP	368,000	368,000	0	0
ALLIED-SIGNAL AEROSPACE CO.	71,960	71,960	0	0
ALLIED-SIGNAL, INC.	1,183,662	152,114	1,031,548	0
ALLISON ENGINEERING, INC.	100,000	100,000	0	100,000
ALLMICRO, INC.	3,137	3,137	0	0
ALLOY PRODUCTS CORP.	4,496	2,524	1,972	0
ALLSTAR SYSTEMS	1,744	1,744	0	0
ALLS, C. RAYMOND	6,000	6,000	0	6,000
ALLTECH ASSOCIATES, INC.	16,376	11,406	4,970	0
ALLTECH ENVIRONMENTAL	3,400	3,400	0	3,400
ALPHA CENTER	2,775	2,775	0	0

Supplier Name	Total \$	SNL/NM \$	SNL/CA \$	NM \$
ALPHA INDUSTRIES, INC.	3,323	3,323	0	0
ALPHA METALS, INC.	13,245	13,245	0	0
ALPHA OMEGA	1,225	1,225	0	0
ALPHA OMEGA INSTRUMENT CORP.	5,320	0	5,320	0
ALPHA PHOTO PRODUCTS, INC.	11,793	0	11,793	0
ALPHA SYSTEMS LAB, INC.	69,567	69,567	0	0
ALPHAGRAPHICS PRINTSHOPS OF THE FUTURE	3,885	3,885	0	3,885
ALPHAQUEST	2,279	0	2,279	0
ALPHATRONIX	6,091	6,091	0	0
ALPINE ELECTRONICS	1,183	0	1,183	0
ALPINE MECHANICAL	3,873	0	3,873	0
ALSIMAG TECHNICAL CERAMICS, INC.	49,938	49,938	0	0
ALSYS, INC.	8,600	4,550	4,050	0
ALTA GROUP OF CADENCE DESIGN SYSTEMS, INC.	6,930	6,930	0	0
ALTA TECHNOLOGY	2,090	2,090	0	0
ALTAIR GASES & EQUIPMENT CO.	5,039	0	5,039	0
ALTERA CORP.	182,387	176,897	5,490	174,122
ALTERNATE SYSTEMS	2,078	2,078	0	0
ALTIMA SYSTEMS, INC.	6,349	6,349	0	0
ALTON INSTRUMENTS CORP.	7,480	7,480	0	0
ALTRON, INC.	34,647	34,647	0	0
ALVARADO CONSTRUCTION, INC.	386,588	386,588	0	0
ALVARADO MFG. CO.	3,813	0	3,813	0
AMATEUR ELECTRONIC SUPPLY, INC.	4,569	4,033	536	0
AMAX ENGINEERING CORP.	3,852	3,852	0	0
AMBASSADOR BOOK SERVICE, INC.	464,419	463,539	880	0
AMBER ENGINEERING, INC.	155,427	2,000	153,427	0
AMBRA COMPUTER CORP.	54,497	49,649	4,848	0
AMCC	5,516	5,516	0	5,516
AMCO ENGINEERING CO.	25,252	25,252	0	25,252
AMERICA DBF	2,000	2,000	0	0
AMERICAN AEROSPACE CONTROLS, INC.	4,325	4,325	0	0
AMERICAN AIR FILTER	2,838	0	2,838	0
AMERICAN ARIUM	1,055	1,055	0	0
AMERICAN BUSINESS LISTS, INC.	1,995	0	1,995	0
AMERICAN CHEMICAL SOCIETY	7,238	6,464	774	0
AMERICAN COLOR CORP.	3,540	0	3,540	0
AMERICAN COMPUTER RESEARCH	1,144	0	1,144	0
AMERICAN COMPUTING & ELECTRONICS, INC.	182,857	182,857	0	182,857
AMERICAN CONTROL ENGINEERING, INC.	201,126	201,126	0	0
AMERICAN DIGITAL SYSTEMS, INC.	17,600	17,600	0	0
AMERICAN DURAFILM CO., INC.	1,664	1,120	544	0
AMERICAN DYNAMICS	25,709	15,981	9,728	0
AMERICAN EQUIPMENT CO., INC.	1,484	1,484	0	0
AMERICAN EXCELSIOR CO.	1,511	1,511	0	1,511
AMERICAN FENCE CO.	2,640	2,640	0	2,640
AMERICAN FURNITURE CO., INC.	233,493	233,493	0	233,493
AMERICAN GEOPHYSICAL UNION	9,370	9,370	0	0
AMERICAN HI TECH RENTALS	3,000	3,000	0	0
AMERICAN HOLOGRAPHIC	8,005	8,005	0	0
AMERICAN INDUSTRIAL HYGIENE ASSOC. (AIHA)	2,446	2,446	0	0
AMERICAN INSTITUTE OF PHYSICS	1,027	852	175	0
AMERICAN LABELMARK CO., INC.	4,902	2,275	2,627	0
AMERICAN LASER SYSTEMS, INC.	1,710	1,710	0	0
AMERICAN LASER SYSTEM, INC.	7,750	7,750	0	0
AMERICAN LASERWARE	4,000	4,000	0	0
AMERICAN LIFTS	1,750	1,750	0	0
AMERICAN LINEN SUPPLY CO.	3,350	3,350	0	3,350

Supplier Name	Total \$	SNL/NM \$	SNL/CA \$	NM \$
AMERICAN LOCK & SUPPLY, INC.	71,062	34,002	37,060	0
AMERICAN MACHINIST SUPPLY	1,215	0	1,215	0
AMERICAN MAGNETICS CORP.	6,490	400	6,090	0
AMERICAN MAILING SYSTEMS	11,690	11,690	0	11,690
AMERICAN MANAGEMENT ASSOCIATION, INC.	2,861	1,093	1,768	0
AMERICAN METEOROLOGICAL SOCIETY	3,174	0	3,174	0
AMERICAN NATIONAL STANDARDS INSTITUTE	2,228	2,228	0	0
AMERICAN PACIFIC MARINE, INC.	1,000	1,000	0	0
AMERICAN PLATING SYSTEMS	1,288	1,288	0	0
AMERICAN POWER CONVERSION	12,514	12,514	0	11,314
AMERICAN PRODUCTIVITY & QUALITY CENTER	6,000	6,000	0	0
AMERICAN PROPERTY	9,500	9,500	0	9,500
AMERICAN RED CROSS	7,897	2,795	5,102	2,795
AMERICAN REFRACTORY & CRUCIBLE CORP.	2,052	2,052	0	0
AMERICAN RESEARCH GROUP, INC.	5,780	5,780	0	0
AMERICAN RV MART	2,067	2,067	0	2,067
AMERICAN SCALE	3,875	3,875	0	3,875
AMERICAN SEATING CO.	53,721	53,721	0	53,721
AMERICAN SECURITY FENCE CORP.	3,034	3,034	0	0
AMERICAN SHOOTERS SUPPLY	2,925	2,925	0	0
AMERICAN SMALL BUSINESS COMPUTERS, INC.	1,484	1,484	0	0
AMERICAN SOCIETY FOR QUALITY CONTROL (ASQC)	10,490	10,403	87	0
AMERICAN SOCIETY OF SAFETY ENGINEERS	5,022	5,022	0	0
AMERICAN SPINCAST	22,678	22,678	0	0
AMERICAN STANDARD, INC.	18,977	18,977	0	18,977
AMERICAN SUN CO.	3,135	3,135	0	0
AMERICAN SUPPLIER INSTITUTE	1,675	1,675	0	0
AMERICAN TARGET CO.	4,245	3,540	705	0
AMERICAN TECHNICAL CERAMICS	35,478	35,478	0	0
AMERICAN TELECOM	1,176,011	1,176,011	0	0
AMERICAN TELEDATA CORP.	1,998	1,998	0	1,998
AMERICAN THRESHOLD INDUSTRIES	2,941	0	2,941	0
AMERICAN TRUCK EQUIPMENT	9,975	0	9,975	0
AMERICAN TRUCKING ASSOCIATIONS, INC.	1,391	1,391	0	0
AMERICAN WELDING SUPPLY	1,468	0	1,468	0
AMERICAN XTAL TECHNOLOGY	223,890	223,890	0	0
AMERIGAS, INC.	97,527	97,527	0	0
AMERITEC CORP.	6,490	6,490	0	0
AMERITHERM, INC.	44,995	44,995	0	0
AMERSHAM CORP.	19,111	17,150	1,961	0
AMETEK, INC.	18,399	18,399	0	4,085
AMET, INC.	26,845	0	26,845	0
AMIGO PETROLEUM CO.	2,926	2,926	0	2,926
AMMONETTE ENTERPRISES	1,615	1,615	0	1,615
AMOCO PRODUCTION RESEARCH	10,000	10,000	0	0
AMP FLEXIBLE FILM SENSORS	1,670	1,670	0	0
AMP PRINTING, INC.	12,974	0	12,974	0
AMPARO CORP.	330,000	330,000	0	330,000
AMPEX DATA SYSTEMS CORP.	24,338	22,550	1,788	0
AMPEX RECORDING MEDIA CORP.	23,474	23,474	0	0
AMPHENOL CORP.	1,182	1,182	0	0
AMPHENOL PRODUCTS	47,913	47,913	0	0
AMPLIFIER RESEARCH	43,000	43,000	0	0
AMPRO COMPUTERS, INC.	14,554	14,554	0	2,440
AMPTEK CORP.	2,930	2,930	0	0
AMP, INC.	7,470	7,199	271	0
AMRAY, INC.	397,881	397,881	0	0
AMTEC ENGINEERING, INC.	106,498	97,000	9,498	0

Supplier Name	Total \$	SNL/NM \$	SNL/CA \$	NM \$
ANACAPA	2,436	2,436	0	0
ANACOMP, INC.	8,239	8,239	0	0
ANAFAZE	7,185	0	7,185	0
ANALOG DEVICES, INC.	28,649	28,349	300	2,655
ANALOG MODULES, INC.	3,415	830	2,585	0
ANALOGIC CORP.	33,859	33,859	0	0
ANALOGY, INC.	61,163	61,163	0	0
ANALOG/DIGITAL INTEGRATED CIRCUITS	2,100	2,100	0	0
ANALYTICAL GRAPHICS, INC.	5,230	5,230	0	0
ANALYTICAL SOLUTIONS, INC.	191,501	191,501	0	191,501
ANALYTICAL TECH, INC. (ATI)	2,600	2,600	0	2,600
ANALYTICAN OF ALBUQUERQUE	1,000	1,000	0	1,000
ANALYTICS, INC.	2,485	2,485	0	0
ANATECH RESEARCH CORP.	106,304	106,304	0	0
ANATEL INSTRUMENT CORP.	1,300	1,300	0	0
ANDATACO	150,636	45,127	105,509	0
ANDERSON AIR CORPS	4,201	4,201	0	4,201
ANDERSON, H. T.	55,000	55,000	0	0
ANDERSON, K. R. CO., INC.	2,610	1,162	1,448	0
ANDO CORP.	45,250	45,250	0	45,250
ANDOVER CORP.	12,545	11,547	998	0
ANDRESON CANVAS & UPHOLSTERING, INC.	1,800	1,800	0	1,800
ANDREW CORP.	10,290	8,846	1,445	0
ANDYNE	3,475	0	3,475	0
ANDYNE COMPUTING	5,990	5,990	0	0
ANGSTROM SCIENCES	16,955	16,955	0	0
ANIXTER BROTHERS, INC.	2,137,360	1,758,438	378,922	1,753,570
ANN ARBOR TECHNOLOGIES	1,190	1,190	0	0
ANNABELLE'S CATERING	3,250	3,250	0	3,250
ANORAD CORP.	31,771	31,771	0	0
ANRITSU WILTRON SALES CO.	8,585	8,585	0	4,460
ANSOFT CORP.	8,390	8,390	0	0
ANTARCTIC SUPPORT	6,191	6,191	0	0
ANTEK INSTRUMENTS, INC.	53,374	53,374	0	0
ANTEL OPTRONICS, INC.	2,400	2,400	0	0
ANTENNA RESEARCH ASSOCIATES, INC.	5,355	5,355	0	0
ANTHEM ELECTRONICS	8,671	2,810	5,861	0
ANTHRO CO.	564,137	499,031	65,107	0
ANTHURIUM TECHNOLOGY	1,425	0	1,425	0
ANTIGRAVITY PRODUCTS	4,845	4,845	0	0
ANVIL CASES, INC.	3,180	3,180	0	0
AP LABS	146,299	146,299	0	0
APB MACHINERY, INC.	3,895	0	3,895	0
APCO EQUIPMENT	1,168	1,168	0	0
APD CRYOGENICS, INC.	30,098	27,295	2,803	0
APERION, INC.	1,995	1,995	0	0
APEX DMS	7,870	7,870	0	0
APEX MICROTECHNOLOGY CORP.	11,129	11,129	0	0
APOGEE SOFTWARE	2,066	0	2,066	0
APOLLO ASSOCIATED SERVICES	10,000	0	10,000	0
APOSTOLAKIS, GEORGE	158,300	158,300	0	0
APPLE COMPUTER, INC.	12,537	6,357	6,180	0
APPLE PROGRAMMERS & DEVELOPERS ASSN. (APDA)	2,011	0	2,011	0
APPLE RUBBER PRODUCTS, INC.	2,678	2,678	0	0
APPLI-CAD ENGINEERING	35,980	35,980	0	0
APPLICATION SERVICES	11,800	11,800	0	0
APPLIED DECISION ANALYSIS, INC.	105,000	105,000	0	0
APPLIED DYNAMICS INTERNATIONAL, INC.	117,500	117,500	0	0

Supplier Name	Total \$	SNL/NM \$	SNL/CA \$	NM \$
APPLIED ELECTRON, INC.	81,615	81,615	0	0
APPLIED ENERGY SYSTEMS, INC.	24,398	24,398	0	0
APPLIED ENGINEERING PRODUCTS	12,618	12,618	0	0
APPLIED IMAGE, INC.	1,394	1,394	0	0
APPLIED METHODS, INC.	489,000	489,000	0	489,000
APPLIED OPTICS RESEARCH	4,200	4,200	0	0
APPLIED OPTRONICS	3,650	3,650	0	0
APPLIED PHYSICS SYSTEMS	10,000	10,000	0	0
APPLIED PHYSICS, INC.	3,977,002	3,977,002	0	3,977,002
APPLIED POWER CORP.	2,954	2,954	0	0
APPLIED PULSED POWER, INC.	74,594	74,594	0	0
APPLIED RESEARCH ASSOCIATES, INC. (ARA)	1,082,610	1,082,610	0	1,082,610
APPLIED ROBOTICS	10,495	10,495	0	0
APPLIED SCIENCE ASSOCIATES, INC.	13,600	13,600	0	0
APPLIED SCIENCE & TECHNOLOGY, INC. (ASTEX)	42,396	42,396	0	41,776
APPLIED SCIENCES LABORATORY, INC.	378,000	378,000	0	378,000
APPLIED SURFACE TECH	2,290	2,290	0	0
APPLIED TECHNOLOGY ASSOCIATES	80,000	80,000	0	80,000
APPLIED TEST SYSTEMS, INC.	40,495	40,495	0	0
APPLIX, INC.	4,561	4,561	0	0
APPRO INTERNATIONAL	1,815	1,470	345	0
APS TECHNOLOGIES	17,058	597	16,461	0
APTOS CORP.	99,130	99,130	0	0
APUNIX COMPUTER SERVICES	185,361	185,361	0	0
AQUA CONTROLS	6,723	6,723	0	0
A-QUALITY MACHINING	43,861	43,861	0	43,861
AQUILA TECHNOLOGIES GROUP, INC.	2,412,087	2,398,830	13,257	2,412,087
AQUILINE, INC.	12,028	12,028	0	0
ARA SERVICES, INC.	52,925	52,925	0	52,925
ARA/CORY REFRESHMENT SERVICES	5,173	0	5,173	0
ARBIN ELECTROCHEMICAL INSTRUMENTS	31,525	31,525	0	0
ARBORTEXT, INC.	17,609	16,489	1,120	0
ARC ASSOCIATES, INC.	6,205	6,205	0	0
ARC GAS PRODUCTS	1,385	0	1,385	0
ARC TECHNOLOGIES	1,375	1,375	0	0
ARCHITECTURAL RESEARCH CONSULTANTS	450,000	450,000	0	450,000
ARCHWAY SYSTEMS	1,495	1,495	0	0
ARCONIUM SPECIALTY ALLOYS	4,802	4,802	0	0
ARCTIC AIR CO.	30,278	30,278	0	0
AREMCO PRODUCTS, INC.	1,289	509	780	0
ARGUS INTERNATIONAL, LTD.	1,100	1,100	0	0
ARGUS LASER	5,170	5,170	0	5,170
ARGYLE WELDING SUPPLY CO., INC.	1,954	1,954	0	1,954
ARIEL DESIGN, INC.	141,410	141,410	0	0
ARIES TECHNOLOGY, INC.	15,605	15,605	0	0
ARITECH CORP.	5,718	5,718	0	0
ARIUS, INC.	13,279	152	13,127	0
ARIZONA CARBON FOIL CO.	5,699	1,397	4,302	0
ARIZONA HYDROGEN MFG., INC.	1,466	1,466	0	0
ARIZONA INSTRUMENT CORP.	6,098	6,098	0	0
ARIZONA STATE UNIVERSITY	59,327	59,327	0	0
AR-JON, INC.	1,600	1,600	0	0
ARLON, INC.	14,629	14,629	0	0
ARLYN SCALES	2,276	0	2,276	0
ARMSTRONG MEDICAL INDUSTRIES, INC.	3,492	3,386	105	0
ARM, IRINA	40,000	40,000	0	0
ARNOLD, GEORGE W.	4,500	4,500	0	4,500
ARROW ELECTRONICS, INC.	96,334	84,085	12,249	0
ARROW STAR DISCOUNT	1,131	0	1,131	0

Supplier Name	Total \$	SNL/NM \$	SNL/CA \$	NM \$
ARROW STAR, INC.	1,110	0	1,110	0
ARROW WIRE & CABLE CO.	1,189	0	1,189	0
ARROWHEAD INDUSTRIES	15,559	15,559	0	15,559
ARROW/SCHWEBER ELECTRONICS	9,756	0	9,756	0
ARS WEST	16,978	0	16,978	0
ARSOFTWARE	3,285	2,270	1,015	0
ART OF ALL KINDS	30,000	30,000	0	30,000
ARTECON, INC.	39,425	26,503	12,922	0
ARTEL COMMUNICATIONS CORP.	2,150	2,150	0	0
ARTICULATE SYSTEMS	2,270	2,270	0	0
ARTISAN ENGRAVING & SUPPLY CO.	1,191	1,191	0	0
ARTISANS OF THE DESERT	1,165	1,165	0	1,165
ART'S PHOTOGRAPHIC SUPPLIERS	2,000	2,000	0	0
ARTWORK CONVERSION SOFTWARE, INC.	7,140	7,140	0	0
ASANTE TECHNOLOGIES	10,482	0	10,482	0
ASAP MACHINE & FABRICATION, INC.	1,749	1,749	0	1,749
ASAP SOFTWARE EXPRESS, INC.	12,238	198	12,040	0
ASCENSION TECHNOLOGY, INC.	114,938	114,938	0	0
ASCENT SOLUTIONS, INC.	8,069	8,069	0	0
ASHLAR, INC.	1,768	0	1,768	0
ASHLEY & ASSOCIATES	18,000	18,000	0	0
ASHRAE PUBLICATION SALES	12,128	12,128	0	0
ASKSAM SYSTEMS	1,577	1,577	0	0
ASM INCORP	1,495	0	1,495	0
ASM INTERNATIONAL	2,874	1,195	1,679	0
ASME TECHNICAL PUBLISHING	4,530	3,930	600	0
ASPEN LANDSCAPING & TREE SERVICE	355,955	355,955	0	355,955
ASPEN TECHNOLOGIES	4,164	4,164	0	0
ASSOCIATED AIRCRAFT SUPPLY CO., INC.	3,546	3,546	0	0
ASSOCIATED PROCESS CONTROLS	5,345	0	5,345	0
ASSOCIATED PROFESSIONS, INC.	50,000	0	50,000	0
ASSOCIATED SPRING-RAYMOND BARNES GROUP, INC.	1,081	1,081	0	0
ASSOCIATES MEGA SUBSYSTEMS, INC.	18,041	18,041	0	0
ASSOCIATION OF CERTIFIED FRAUD EXAMINERS	17,200	17,200	0	0
ASSURANCE TECHNOLOGIES, INC.	2,564	2,564	0	0
ASTEC AMERICA, INC.	16,815	16,815	0	0
ASTRA SCIENTIFIC INTERNATIONAL, INC.	1,022	1,022	0	0
ASTRO INSTRUMENT CORP.	4,857	4,857	0	0
ASTRO-MED, INC.	4,864	4,038	826	0
AST/SERVO SYSTEMS, INC.	1,431	1,431	0	0
ASYMETRIX CORP.	10,602	10,602	0	0
ATCOR CORP.	3,950	3,950	0	0
A-TEK	3,410	3,410	0	3,410
ATHENA CONTROLS, INC.	2,160	2,160	0	0
ATI INSTRUMENTS NORTH AMERICA	11,820	11,820	0	0
ATKINSON DYNAMICS	2,300	2,300	0	0
ATKINS, JONATHAN	8,700	8,700	0	0
ATLANTIC ELECTRIC	55,575	55,575	0	0
ATLANTIC RESEARCH CORP.	11,436	11,436	0	0
ATLAS ELECTRIC DEVICES CO.	5,263	3,363	1,900	0
ATLAS PUMPING SERVICE	1,344	1,344	0	1,344
ATM SERVICE CO.	23,700	23,700	0	23,700
ATMEL CORP.	285,156	285,156	0	275,556
ATOM APPLIANCE	4,853	0	4,853	0
ATOMERGIC CHEMETALS CORP.	16,000	16,000	0	0
ATOMIC CITY	3,100	0	3,100	3,100
ATOMIC INSPECTION LABS	156,299	156,299	0	156,299
ATRIA SOFTWARE, INC.	73,885	73,885	0	0

Supplier Name	Total \$	SNL/NM \$	SNL/CA \$	NM \$
ATTACHMATE CANADA, INC.	10,105	10,105	0	0
AT&T BELL LABORATORIES	80,000	80,000	0	0
AT&T CAPITAL CORP.	1,328	1,328	0	0
AT&T COMMUNICATIONS, INC.	30,128	30,128	0	0
AT&T CO.	115,158	42,641	72,517	0
AT&T FEDERAL SYSTEMS	948,017	948,017	0	948,017
AT&T ISTEEL, INC.	21,675	21,675	0	0
AT&T NETWORK SYSTEMS	204,174	202,174	2,000	0
AT&T PHONE CENTER	13,280	13,280	0	12,082
AT&T SCHOOL OF BUSINESS	68,025	59,025	9,000	0
AT&T TECHNOLOGIES, INC.	719,088	195,875	523,212	0
AUBURN UNIVERSITY	79,980	79,980	0	0
AUDIO ACCESSORIES, INC.	3,275	3,275	0	0
AUDIO DIMENSIONS	1,200	1,200	0	1,200
AUDIO VIDEO RECORDERS OF ARIZONA, INC.	1,345	0	1,345	0
AUDIO VISUAL INNOVATION	2,550	2,550	0	0
AURA CERAMICS	3,000	3,000	0	0
AURORA PICTURES, INC.	1,795	1,795	0	0
AURORA TECHNOLOGIES CORP.	6,990	2,700	4,290	0
AU'S PLUMBING & METAL WORK, INC.	6,885	6,885	0	0
AUSTIN BUSINESS COMPUTERS, INC.	14,867	14,867	0	0
AUSTIN COMPUTER SYSTEMS	109,707	61,097	48,610	0
AUSTIN DIRECT	14,230	9,897	4,333	0
AUSTIN SCIENTIFIC CO., INC.	53,897	52,139	1,758	0
AUSTIN SEMICONDUCTOR, INC.	6,300	6,300	0	6,300
AUSTIN, RICHARD & ASSOCIATES	5,335	5,335	0	5,335
AUTO BODY SHOP SERVICE	5,000	5,000	0	0
AUTOCLAVE ENGINEERS, INC.	33,844	6,160	27,683	0
AUTODES SYS., INC.	1,565	1,565	0	0
AUTODESK	35,114	25,064	10,051	22,821
AUTOLOGIC, INC.	7,774	7,774	0	0
AUTOMATED CONCEPTS, INC. (ACI)	13,688	13,688	0	0
AUTOMATED OFFICE SYSTEMS	2,325	2,325	0	2,325
AUTOMATED SYSTEMS, INC.	35,076	27,393	7,683	0
AUTOMATIC ACCESS SYSTEM	7,166	7,166	0	7,166
AUTOMATIC DOOR SYSTEMS, INC.	8,801	0	8,801	0
AUTOMATIC SYSTEMS LABORATORY	2,000	2,000	0	0
AUTOMETRIC, INC.	13,717	13,717	0	0
AUTO-TROL TECHNOLOGY	32,889	32,889	0	0
AVALANCHE DEVELOPMENT CO.	6,740	6,740	0	0
AVALON CONSULTING GROUP	10,000	0	10,000	0
AVANTI CIRCUITS, INC.	7,768	7,768	0	0
AVCOM SYSTEMS, INC.	6,120	0	6,120	0
AVERY PUBLISHING GROUP	1,071	1,071	0	0
AVERY, PAULA	6,000	6,000	0	6,000
AVIALL	2,790	0	2,790	0
AVIANKA, INC.	4,250	4,250	0	0
AVID ENGINEERING, INC.	205,000	205,000	0	205,000
AVID TECHNOLOGY, INC.	101,102	101,102	0	0
AVIONIC INSTRUMENTS, INC.	3,920	3,920	0	0
AVNET, INC.	583,138	542,150	40,989	504,393
AVO INTERNATIONAL	82,150	82,150	0	9,220
AVS, INC.	1,800	1,800	0	0
AVTECH ELECTROSYSTEMS, LTD.	3,232	3,232	0	0
AV-TECH INDUSTRIES, INC.	20,003	0	20,003	0
AVTRON MANUFACTURING, INC.	13,505	13,505	0	0
AVX CORP.	61,498	61,498	0	0
AXIOM ANALYTICAL, INC.	1,230	1,230	0	0
AXON	5,835	5,835	0	0

Supplier Name	Total \$	SNL/NM \$	SNL/CA \$	NM \$
AXONIX CORP.	1,429	1,429	0	0
AYDIN CORP.	149,515	149,515	0	0
AYERS X-RAY	8,830	8,830	0	0
AZ SPECIALTIES SERVICES	4,960	4,960	0	4,960
AZONIX CORP.	9,280	9,280	0	0
AZTEC SENSIBLE COOLING	17,798	17,798	0	17,798
B&B ELECTRONICS MFG. CO.	1,549	1,549	0	0
B&D ELECTRIC CO., INC.	5,054,251	5,054,251	0	5,054,251
B&G ENTERPRISES	21,555	21,555	0	0
B&H ELECTRONICS CORP.	2,775	2,775	0	0
B&H PHOTO VIDEO	15,246	10,485	4,761	0
BABCOCK & WILCOX CO., THE	5,192	0	5,192	0
BABCOCK, INC.	16,916	16,916	0	0
BACHMAN INFORMATION SYSTEMS	46,200	46,200	0	0
BADGER METER, INC.	5,090	0	5,090	0
BAHLMAN, JOHN J.	5,000	5,000	0	5,000
BAHM, RAYMOND & ASSOCIATES	14,975	14,975	0	14,975
BAILEY, FREDERICK A.	2,210	2,210	0	2,210
BAILLIO'S, INC.	36,048	36,048	0	36,048
BAINS, WILLIAM A. & ASSOCIATES	1,122	1,122	0	1,122
BAIRD PLUMBING & MECHANICAL CONTRACTORS, INC.	342,112	342,112	0	342,112
BAKER CO., INC., THE	12,161	0	12,161	0
BAKER GRAPHIC DESIGN	3,419	3,419	0	3,419
BAKER OIL TOOLS	15,000	15,000	0	15,000
BAKER UTILITY SUPPLY	1,695	1,695	0	1,695
BAKER, ROBERT P.	7,500	7,500	0	7,500
BAKER, WILFRED ENGINEERING, INC.	21,000	21,000	0	0
BAKISH MATERIALS CORP.	29,283	29,283	0	0
BALAZ'S ANALYTICAL LABORATORY	8,500	8,500	0	0
BALDOR-SWEODRIVE	20,649	20,649	0	0
BALDRIDGE, J. C. LUMBER CO.	22,527	22,527	0	22,527
BALDWIN ENVIROMENTAL, INC.	6,195	0	6,195	0
BALDWIN GREEN, INC.	1,150	0	1,150	0
BALDWIN, A. R.	4,000	4,000	0	4,000
BALDWIN, DR. JON	3,600	0	3,600	0
BALL CORP.	4,219,000	4,219,000	0	90,000
BALL INDUSTRIES	2,856	2,856	0	2,856
BALLANCE, ROBERT A.	4,600	4,600	0	4,600
BALLANTINE LABORATORIES, INC.	10,765	10,765	0	762
BAL-SEAL ENGINEERING CO., INC.	2,856	1,744	1,113	0
BALZER'S	16,977	16,977	0	0
BALZER'S HIGH VACUUM PRODUCTS	361,893	253,688	108,205	81,343
BANGS LABORATORIES, INC.	2,511	2,511	0	0
BANNER COMPUTERS, INC.	52,927	52,927	0	0
BAPCO	6,174	6,174	0	0
BAR CODE WEST, INC.	1,225	0	1,225	0
BARANOF SOFTWARE	6,130	6,130	0	0
BARBA-ARKHON INTERNATIONAL, INC.	200,000	0	200,000	0
BARCO, INC.	4,613	4,465	148	0
BARKER TOOL & SUPPLY	4,457	0	4,457	0
BARLOW, RICHARD M.	65,000	65,000	0	65,000
BARNES, PROFESSOR PETER A.	2,200	2,200	0	0
BARNETT & COMPANY	1,854	1,854	0	1,854
BARNHILL ASSOCIATES, INC.	62,263	62,263	0	0
BARNHILL BOLT CO., INC.	283,153	283,153	0	283,153
BARNSTEAD/THERMOLYNE CORP.	4,232	86	4,146	0
BARR ASSOCIATES, INC.	109,856	8,216	101,640	0
BARRINGER INSTRUMENTS, INC.	10,400	10,400	0	0

Supplier Name	Total \$	SNL/NM \$	SNL/CA \$	NM \$
BARRI, G. D. & ASSOCIATES	29,844	29,844	0	0
BARROW TECHNICAL SERVICES	15,440	15,440	0	0
BARRY SCIENTIFIC	2,300	2,300	0	0
BARRY-WRIGHT CORP.	27,657	27,657	0	0
BARSKY & ASSOCIATES, INC.	3,000	3,000	0	3,000
BARTH ELECTRONICS, INC.	25,151	25,151	0	0
BARTON-ASCHMAN ASSOCIATES, INC.	18,840	18,840	0	18,840
BASE TEN SYSTEMS, INC.	1,445	1,445	0	0
BASIC LIVING PRODUCTS, INC.	122,286	0	122,286	-0
BASIC MEASURING INSTRUMENTS	2,736	965	1,771	965
BASK COMPUTER CO.	14,080	0	14,080	0
BASKI WATER INSTRUMENTS, INC.	8,958	8,958	0	0
BASSETT, RICHARD R.	13,263	13,263	0	13,263
BATHEY MANUFACTURING CO.	10,750	10,750	0	0
BATTELLE MEMORIAL INSTITUTE	124,266	124,266	0	0
BATTERY SPECIALTIES	15,916	0	15,916	0
BAUDVILLE COMPUTER PRODUCTS	3,635	949	2,686	0
BAUMANN, H. D. & ASSOCIATES	12,563	12,563	0	0
BAUM, TOM SALES & SERVICE	3,000	3,000	0	0
BAXTER HEALTHCARE CORP.	15,144	14,590	554	11,090
BAY AREA COMMUNICATIONS	85,799	0	85,799	0
BAY CARBON, INC.	1,750	1,750	0	0
BAY CITY SCALES, INC.	1,855	0	1,855	0
BAY GEOPHYSICAL ASSOCIATES	54,268	54,268	0	0
BAY PNEUMATICS, INC.	2,500	0	2,500	0
BAY SEAL CO.	1,881	0	1,881	0
BAY VALLEY CONSTRUCTION, INC.	89,005	0	89,005	0
BAY VOLTEX CORP.	8,375	0	8,375	0
BAY-CON	2,619	0	2,619	0
BAYLISS, STEPHEN C.	75,000	75,000	0	75,000
BCM ENGINEERS, INC.	4,500,000	4,500,000	0	0
BDM FEDERAL, INC.	1,091,909	1,091,909	0	638,203
BDS, INC.	43,590	43,590	0	0
BEAMAN, DR. JOSEPH	23,000	23,000	0	0
BEARING INDUSTRIES	4,937	4,937	0	0
BEARINGS, INC.	1,236	1,236	0	1,236
BEAUCHAMP, EDWIN	6,075	6,075	0	6,075
BEC SUPPLY	1,028	1,028	0	0
BECK OFFICE SYSTEMS, INC.	32,821	32,821	0	32,821
BECKER, SUSAN	3,500	3,500	0	3,500
BECKMAN INSTRUMENTS, INC.	20,642	20,642	0	0
BECTON DICKINSON & CO., INC.	32,689	32,689	0	0
BEE INDUSTRIAL SUPPLY	3,927	0	3,927	0
BEE-LINE SOFTWARE	2,145	2,145	0	0
BEHLMAN ELECTRONICS CORP.	6,490	3,245	3,245	0
BEHL, DR. YUGAL K.	240,000	240,000	0	240,000
BEHM QUARTZ INDUSTRIES	1,407	0	1,407	0
BEI MOTION SYSTEMS CO., INC.	116,051	114,462	1,589	0
BEIMER MACHINE WORKS, INC.	60,493	0	60,493	0
BELEW'S OFFICE SUPPLY, INC.	5,639	5,639	0	5,639
BELFORT ENGINEERING & ENVIRONMENTAL SERVICES, INC.	651,000	651,000	0	651,000
BELL ATLANTIC BUSINESS SYSTEMS SERVICES, INC.	218,768	218,768	0	218,768
BELL ATLANTIC MOBILE	322,832	322,832	0	322,032
BELL ELECTRICAL SUPPLY, INC.	1,123	0	1,123	0
BELL GROUP, THE	1,481	1,481	0	1,481
BELL INDUSTRIES, INC.	1,081,135	1,065,455	15,679	1,066,488
BELL MICROPRODUCTS INC.	26,944	25,745	1,199	0

Supplier Name	Total \$	SNL/NM \$	SNL/CA \$	NM \$
BELL PLASTICS	3,136	0	3,136	0
BELLCORE COMMUNICATIONS	2,111	0	2,111	0
BELL, F. W., INC.	4,718	2,640	2,078	2,640
BENCHMARK SYSTEMS	29,309	29,309	0	0
BENDER ASSOCIATES, INC.	20,978	20,978	0	0
BENEFIT PLAN SYSTEMS CORP.	2,244	2,244	0	0
BENHAM GROUP, INC., THE	98,375	0	98,375	0
BENNETT ENTERPRISES	6,030	6,030	0	6,030
BENNETT SAMPLE PUMPS, INC.	22,610	22,610	0	0
BENTLEY HARRIS MFG. CO.	1,312	1,312	0	0
BENTLY-NEVADA CORP.	2,569	2,569	0	0
BENTZ TOOL	3,539	0	3,539	0
BEREST, PIERRE	10,000	10,000	0	0
BERGHOF AMERICA	3,206	3,206	0	0
BERGQUAM ENERGY	51,000	51,000	0	0
BERG, WINFRED M., INC.	9,123	7,976	1,147	0
BERKELEY NUCLEONICS CORP.	30,467	15,881	14,586	0
BERKELEY SOFTWARE DESIGN, INC.	1,135	1,135	0	0
BERKOFF, NICHOLAS D.	30,000	30,000	0	0
BERLITZ INTERNATIONAL	7,064	7,064	0	0
BERNA PRODUCTS CORP.	4,000	4,000	0	0
BERNADETTE PLUMBING & HEATING	4,200	4,200	0	4,200
BERNE ELECTRONICS, INC.	3,950	3,950	0	3,950
BERTAN HIGH VOLTAGE	30,435	8,065	22,370	0
BESCO GRAPHICS	1,425	1,425	0	0
BEST BUY	16,513	16,513	0	2,033
BEST OFFICE MACHINES	41,513	41,513	0	41,513
BEST POWER TECHNOLOGY SALES CORP.	39,862	35,271	4,591	0
BEST PRICED PRODUCTS	2,002	0	2,002	0
BEST TECHNOLOGY, INC.	10,160	10,160	0	0
BESTECH, INC.	4,903	4,903	0	4,903
BETA CORP INTERNATIONAL	99,500	99,500	0	99,500
BETA DIAMOND PRODUCTS, INC.	1,466	0	1,466	0
BETAC CORP.	426,707	426,707	0	0
BETATRON ELECTRONICS, INC.	34,485	34,485	0	34,485
BETHCO	254,629	254,629	0	254,629
BETTER BUSINESS SYSTEMS	1,999	1,999	0	0
BEYLIK DRILLING, INC.	4,530	4,530	0	4,530
BE, INC.	792,020	792,020	0	0
BFI MEDICAL WASTE SYSTEMS	4,000	0	4,000	0
BF&C ELECTRIC CO., INC.	42,194	42,194	0	42,194
BG SYSTEMS	4,323	4,323	0	0
BGS SYSTEMS, INC.	12,230	12,230	0	0
BG&R EXHIBITS	6,608	0	6,608	0
BHK, INC.	1,702	1,702	0	0
BICC/VERO	2,932	2,932	0	0
BICRON	189,848	185,908	3,940	0
BIEG, LOTHAR F.	11,500	11,500	0	11,500
BIESTERFELD US, INC.	3,300	3,300	0	0
BIG 4 RENTS	3,581	0	3,581	0
BIG J ENTERPRISES	5,000,000	5,000,000	0	5,000,000
BIG SKY LASER TECHNOLOGIES, INC.	74,355	18,395	55,960	0
BIGGE CRANE & RIGGING CO.	24,150	0	24,150	0
BILGER, PROF. ROBERT W.	15,000	0	15,000	0
BILSTEIN	2,616	2,616	0	0
BIMMAN, INC.	4,806	4,806	0	0
BINRAD CHEMICALS	35,950	35,950	0	0
BIO RAD MICRO MEASUREMENTS	25,210	25,210	0	0
BIOANALYTICAL SYSTEMS, INC.	4,376	4,376	0	0

Supplier Name	Total \$	SNL/NM \$	SNL/CA \$	NM \$
BIO-RAD LABORATORIES, INC.	97,913	60,148	37,765	0
BIOREMEDIATION, INC.	25,025	25,025	0	25,025
BIOSYM TECHNOLOGIES	56,552	56,552	0	0
BIRA SYSTEMS, INC.	11,557	11,557	0	11,557
BIRD ELECTRONIC CORP.	1,801	1,801	0	0
BISHOP INSTRUMENTS	1,566	1,566	0	0
BISHOP-WISECARVER CORP.	2,459	2,459	0	0
BISME COMPUTERS	1,947	0	1,947	0
BIT 3 COMPUTER CORP.	3,280	1,040	2,240	0
BITSTREAM	1,055	1,055	0	0
BJ WELDING SERVICES	25,344	25,344	0	25,344
BJM CORP.	1,794	0	1,794	0
BLACK BOX CORP.	73,653	65,168	8,485	0
BLACK & WHITE SOFTWARE	35,835	31,045	4,790	0
BLAKE INDUSTRIES, INC.	33,030	12,100	20,930	0
BLAKE, JOHN	4,500	4,500	0	0
BLANCHARD TRAINING & DEVELOPMENT, INC. (BTD)	5,860	5,860	0	0
BLASCH PRECISION CERAMICS	9,828	9,828	0	0
BLESSING/WHITE, INC.	48,190	48,190	0	0
BLILEY ELECTRIC CO.	2,537	2,537	0	0
BLINDS DIRECT & MORE, INC.	2,178	2,178	0	2,178
BLUE CROSS BLUE SHIELD	8,198	8,198	0	0
BLUE M ELECTRIC CO.	24,400	24,400	0	0
BLUE SKY PRODUCTIONS	2,977	2,977	0	0
BLUE SKY RESEARCH	6,138	4,295	1,843	0
BLUE SKY SOFTWARE CORP	2,611	2,611	0	0
BMC INDUSTRIES, INC.	5,764	2,867	2,897	0
BMC SOFTWARE, INC.	41,083	41,083	0	0
BNFL	7,237	7,237	0	0
BOBBO	3,677	3,677	0	3,677
BOBBY J'S YAMAHA, INC.	6,403	6,403	0	6,403
BOB'S DISCOUNT VACUUM & SEWING	3,191	3,191	0	3,191
BOC GROUP, INC., THE	53,197	48,800	4,397	0
BODY BILT SEATING	18,632	0	18,632	0
BODYBILT SEATING	43,784	43,784	0	41,393
BOEHM-JONES ASSOCIATES	27,600	27,600	0	27,600
BOEING CO., THE	48,662	48,662	0	0
BOFFIN ENTERPRISES, LTD.	2,592	2,592	0	0
BOGUE MACHINE CO., INC.	103,885	103,885	0	103,885
BOILER SPECIALTY SUPPLY, INC.	1,186	1,186	0	1,186
BOISE CASCADE OFFICE PRODUCTS	17,451	0	17,451	0
BOLT TECHNICAL CERAMICS	17,742	0	17,742	0
BOLT TECHNOLOGY CORP.	245,478	245,478	0	0
BOLTSWITCH, INC.	10,525	10,525	0	0
BOLT, BERANEK & NEWMAN, INC.	95,450	15,450	80,000	0
BOMCO, INC.	2,494	2,494	0	0
BOMEM, INC.	36,338	12,298	24,040	0
BOOK CLEARING HOUSE	2,839	2,839	0	0
BOOLE & BABBAGE, INC.	15,000	15,000	0	0
BOONTON ELECTRONICS CORP.	1,725	1,725	0	0
BORDER STATES INDUSTRIES, INC.	31,438	31,438	0	31,438
BORLAND INTERNATIONAL	4,774	4,774	0	0
BOSCH AUTOMATION PRODUCTS	149,944	149,944	0	0
BOSCH, ROBERT CORP.	4,095	4,095	0	0
BOSS MANUFACTURING CO.	1,882	0	1,882	0
BOST, PATRICIA J., PHD.	31,709	31,709	0	31,709
BOTTOM LINE DISTRIBUTION	4,547	0	4,547	0
BOTTOMS, ALBERT M.	13,000	13,000	0	0

Supplier Name	Total \$	SNL/NM \$	SNL/CA \$	NM \$
BOULDING, J. RUSSELL	4,995	4,995	0	0
BOWMAN DISTRIBUTION	4,740	4,740	0	223
BOWMAN ENVIRONMENTAL ENGINEERING, INC.	1,977	1,977	0	0
BOX HILL SYSTEMS CORP.	12,370	12,370	0	0
BOYD CORP.	4,738	4,078	660	0
BOYD ENGINEERING CO., INC.	13,601	13,601	0	13,601
BOYLES BROTHERS DRILLING	1,245	1,245	0	0
BOYLE, JERRY	50,000	50,000	0	0
BOZEMAN, DR. BARRY	3,000	3,000	0	0
BP MICROSYSTEMS, INC.	9,175	9,175	0	0
BPLW ARCHITECTS & ENGINEERS, INC.	1,474,620	1,474,620	0	1,474,620
BPS REPROGRAPHIC SERVICES	30,000	0	30,000	0
BRADBURY & STAMM CONSTRUCTION CO., INC.	218,804	218,804	0	218,804
BRADEN ENGINEERING	1,340	1,340	0	0
BRADLEY WARD SYSTEMS	7,998	7,998	0	0
BRADY USA	20,156	17,169	2,988	0
BRAGG TECHNOLOGY INTERNATIONAL	4,900	0	4,900	0
BRANITSKI, DR. ALEKSANDR B.	3,200	3,200	0	0
BRAS, RAFAEL	1,154	1,154	0	0
BRAUN MANUFACTURING CO., INC.	1,350	1,350	0	422
BRAZAS FIRE & SAFETY EQUIPMENT CO.	1,465	1,465	0	1,465
BREAULT RESEARCH ORGANIZATION, INC.	20,500	20,500	0	0
BRECO FLEX CORP.	1,951	1,951	0	0
BREINER, OTTO INSTRUMENTS	5,164	5,164	0	0
BREL INTERNATIONAL COMPONENTS	11,960	11,960	0	0
BRENNAN-HAMILTON CO.	4,126	0	4,126	0
BRENTON SAFETY EQUIPMENT CO.	2,477	0	2,477	0
BRERO CONSTRUCTION, INC.	631,844	0	631,844	0
BREWER OIL COMPANY	1,671	1,671	0	1,671
BREWER, J. W. TIRE CO., INC.	72,377	72,377	0	72,377
BRICE, DAVID K.	4,500	4,500	0	4,500
BRIGHAM YOUNG UNIVERSITY	43,475	43,475	0	0
BRILL ELECTRONICS	9,893	0	9,893	0
BRINKMANN INSTRUMENTS, INC.	10,606	10,606	0	0
BRISTOL EQUIPMENT CO.	6,580	0	6,580	0
BRISTOL TECHNOLOGIES, INC.	7,050	7,050	0	0
BROADAX SYSTEMS, INC.	4,740	4,740	0	0
BROADCAST SPORTS TECHNOLOGY	6,920	6,920	0	0
BROADCAST STORE	8,800	8,800	0	0
BROADCAST SUPPLY CO.	5,478	5,478	0	5,478
BROADWELL, JAMES E.	30,000	0	30,000	0
BROCKLEHURST, CARMEN L.	1,800	1,800	0	1,800
BROCO ENVIRONMENTAL, INC.	14,000	0	14,000	0
BRODART CO.	3,319	3,319	0	0
BRON TAPES, INC.	1,559	1,559	0	0
BRONSTEIN, ALLEN	3,000	3,000	0	0
BROOKFIELD ENGINEERING LABORATORIES, INC.	3,720	2,770	950	0
BROOKS AUTOMATION	7,280	7,280	0	0
BROOKS GRAPHICAL PROGRAMMING	10,500	10,500	0	10,500
BROOKS INSTRUMENTS, INC.	6,687	2,750	3,937	1,655
BROOKS PHOTO	1,714	1,714	0	1,714
BROOKSIDE SOFTWARE	4,000	4,000	0	0
BROOKS, E. J. CO., INC.	1,965	1,965	0	0
BROOMER RESEARCH LABS	125,151	125,151	0	0
BROSE CO.	2,557	0	2,557	0
BROUTMAN, L. J. & ASSOCIATES, LTD.	5,200	0	5,200	0
BROWN ENGINEERING CO.	168,225	168,225	0	0
BROWN & SHARPE/LEITZ	20,419	20,419	0	0
BROWNELL ELECTRO	1,637	1,637	0	0

Supplier Name	Total \$	SNL/NM \$	SNL/CA \$	NM \$
BROWN, VIC SALES	12,873	12,873	0	12,873
BROWN, WILLIAM C.	10,000	10,000	0	0
BRUEL & KJAER INSTRUMENTS, INC.	60,471	58,938	1,533	0
BRUKER INSTRUMENTS, INC.	19,326	19,326	0	0
BRUSH WELLMAN, INC.	4,596	4,596	0	0
BRYANT LABORATORY, INC.	5,577	0	5,577	0
BRYANT ORGANIZATION, INC.	53,150	0	53,150	0
BRYANT REFRACTORY CO.	1,010	1,010	0	0
BSA TECHNOLOGY, INC.	2,500	2,500	0	0
BSC OPTICS	2,200	2,200	0	2,200
BS&B SAFETY SYSTEMS, INC.	42,728	16,022	26,706	0
BT REDWOOD	11,768	0	11,768	0
BTC ELECTRONIC COMPONENTS	8,084	1,040	7,044	0
BUCK ELECTRIC	4,945	4,945	0	4,945
BUCKLES-SMITH ELECTRIC CO.	109,640	1,091	108,548	0
BUDGET RENT-A-CAR	2,000	2,000	0	2,000
BUEHLER, LTD.	45,261	41,189	4,072	0
BUEHRER, INC.	3,840	0	3,840	0
BUFFER ENTERPRISES, INC.	50,000	50,000	0	50,000
BULLEN CONSTRUCTION CO.	11,495	11,495	0	11,495
BULLINGTON, JEFF A.	5,000	5,000	0	5,000
BULL, C. H. CO.	15,544	0	15,544	0
BULL, RICHARD D., III, PE.	25,000	0	25,000	0
BUL-WORK PROT APPARE	2,320	2,320	0	0
BUNDY-RIDDLE-WHITE LABS, INC.	5,495	5,495	0	0
BUNGER STEEL	4,556	4,556	0	0
BUNN-O-MATIC CORP.	1,632	0	1,632	0
BUNN, B. H.	22,648	22,648	0	0
BUREAU OF NATIONAL AFFAIRS, INC.	5,477	5,477	0	1,824
BURKE ENGINEERING CO.	479,181	462,316	16,865	462,316
BURKE MARKETING RESEARCH	11,300	11,300	0	0
BURLE INDUSTRIES, INC.	34,239	34,239	0	33,955
BURLEIGH INSTRUMENTS, INC.	129,150	99,705	29,445	0
BURLINGTON SAFETY LABORATORY OF CALIFORNIA, INC.	12,619	6,727	5,892	0
BURNETT ELECTRIC	1,184	1,184	0	1,184
BURNS CONTROL CO.	1,135	1,135	0	0
BURNS-MILWAUKEE	4,143	4,143	0	0
BURR-BROWN CORP.	1,907	647	1,260	0
BUSCH, R. D. & ASSOCIATES	20,000	20,000	0	20,000
BUSINESS COMMUNICATIONS, INC.	1,397	1,397	0	0
BUSINESS COMPUTER SYSTEMS, INC.	156,306	156,306	0	156,306
BUSINESS ENVIRONMENTS	2,740,068	2,740,068	0	2,740,068
BUSINESS GRAPHICS, INC.	38,504	38,504	0	38,504
BUSINESS MACHINES CENTER, INC.	95,850	95,850	0	95,850
BUSINESS PRINTING SERVICE, INC.	1,130	1,130	0	1,130
BUSINESS SYSTEMS & MACHINES, INC.	6,268	6,268	0	6,268
BUTLER SERVICE GROUP, INC.	39,068	54,047	(14,979)	54,047
BWS DISTRIBUTORS, INC.	1,590	0	1,590	0
BW/IP INTERNATIONAL, INC.	7,614	7,614	0	0
BYK GARDNER	10,220	10,220	0	0
BYRNE SPECIALTY GASES	3,917	0	3,917	0
C&D INDUSTRIAL PHOTO SALES	7,007	7,007	0	7,007
C&G PRECISION	1,557	0	1,557	0
C&H ENGINEERING, INC.	2,500	2,500	0	0
C&H TECHNOLOGIES, INC.	26,360	26,360	0	0
C/D/N ISOTOPES	1,815	1,815	0	0
C TECHNOLOGIES, INC.	25,370	25,370	0	0
CABELAS	2,634	2,634	0	0

Supplier Name	Total \$	SNL/NM \$	SNL/CA \$	NM \$
CABLE FORM, INC.	1,244	1,244	0	0
CABLETRON SYSTEMS, INC.	1,208,654	6,175	1,202,479	0
CABOT SAFETY CORP/AO SAFETY	9,827	0	9,827	0
CACHE SCIENTIFIC, INC.	12,710	12,710	0	0
CACI PRODUCTS CO.	22,900	22,900	0	0
CAC, INC.	1,615,897	1,615,897	0	1,615,897
CAD DESIGN SERVICES	1,585	1,585	0	0
CAD EX	1,600	1,600	0	1,600
CAD SOLUTIONS	2,800	0	2,800	0
CADDO DESIGN, INC.	20,755	20,755	0	20,755
CADDOCK ELECTRONICS, INC.	4,432	4,432	0	0
CADENCE DESIGN SYSTEMS, INC.	135,852	122,004	13,848	0
CADILLAC PLASTIC & CHEMICAL CO.	14,036	9,256	4,780	9,256
CADRE TECHNOLOGIES, INC.	23,868	23,868	0	0
CADSI CORP.	12,100	12,100	0	0
CAERE CORP.	1,532	841	691	0
CAL ROPE	5,403	5,403	0	0
CAL STEAM	2,686	0	2,686	0
CALCOMP, INC.	10,596	6,380	4,216	0
CALCOR SPACE FACILITY, INC.	29,460	29,460	0	0
CALERA RECOGNITION SYSTEMS, INC.	1,128	1,128	0	0
CALEX MANUFACTURING CO., INC.	1,960	1,140	820	0
CALIFORNIA DOORS & HARDWARE	1,922	0	1,922	0
CALIFORNIA EASTERN LABS	2,331	2,331	0	0
CALIFORNIA ELECTRIC SUPPLY	20,000	20,000	0	0
CALIFORNIA FINE WIRE CO.	4,765	1,831	2,934	0
CALIFORNIA HYDRONICS	3,089	0	3,089	0
CALIFORNIA INSTITUTE OF TECHNOLOGY	99,103	99,103	0	0
CALIFORNIA INSTRUMENTS CORP.	20,730	20,730	0	20,480
CALIFORNIA OIL RECYCLERS, INC.	4,500	0	4,500	0
CALIFORNIA SAFETY & SUPPLY CO.	10,499	0	10,499	0
CALIFORNIA STATE UNIVERSITY HAYWARD	10,000	0	10,000	0
CALIFORNIA STATE UNIVERSITY LA	35,000	0	35,000	0
CALITEK CORP.	23,110	23,110	0	0
CALLEN ASSOCIATES	18,448	0	18,448	0
CALLISTER, T. BRYAN, MD	18,000	18,000	0	0
CALMARK CORP.	1,414	1,414	0	0
CALMAT CO. OF NEW MEXICO	13,128	13,128	0	13,128
CALPACIFIC EQUIPMENT CO.	2,855	0	2,855	0
CALSPAN UNIVERSITY AT BUFFALO RESEARCH CENTER	55,000	55,000	0	0
CALUMET PHOTOGRAPHIC, INC.	1,331	232	1,099	0
CALVARY SPECIALTY	11,903	11,903	0	11,903
CALVERT, DR. PAUL D.	9,000	9,000	0	0
CAMBEL, DR. ALI	8,400	8,400	0	0
CAMBRIDGE ISOTOPE LABORATORIES, INC.	11,117	655	10,462	0
CAMBRIDGE SCIENTIFIC COMPUTING	3,500	994	2,506	0
CAMBRIDGE TECHNOLOGY	24,510	4,565	19,945	0
CAMBRIDGE UNIVERSITY	14,059	14,059	0	0
CAMCO	1,000	0	1,000	0
CAMECA INSTRUMENTS, INC.	33,598	33,598	0	0
CAMERA WORLD OF OREGON	1,598	1,598	0	0
CAMERA & DARKROOM	144,347	144,347	0	144,347
CAMERON CARBON, INC.	22,989	22,989	0	0
CAMERON MEDICAL CORP.	8,213	0	8,213	0
CAMET RESEARCH, INC.	5,300	5,300	0	0
CAMINTONN CORP.	3,195	0	3,195	0
CAMPBELL ENGINEERING CO.	20,400	10,400	10,000	0
CAMPBELL SCIENTIFIC, INC.	56,640	56,640	0	0

Supplier Name	Total \$	SNL/NM \$	SNL/CA \$	NM \$
CAMPBELL SERVICES, INC.	14,366	14,366	0	0
CAMPBELL—OKUMA—PERKINS ASSOCIATES, INC.	150,000	150,000	0	150,000
CAMPBELL, JANIS	10,000	0	10,000	0
CANADA, INC.	41,000	41,000	0	41,000
CANADIAN CENTRE FOR OCCUPATIONAL HEALTH & SAFETY, THE	1,455	1,455	0	0
CANBERRA INDUSTRIES, INC.	437,191	431,261	5,930	0
CANBERRA NUCLEAR	3,760	3,760	0	3,760
CANON USA, INC.	1,067,922	1,054,325	13,597	45,308
CANRAD—HANOVIA, INC.	1,538	1,538	0	0
CANTEL INDUSTRIES, INC.	1,251	1,251	0	922
CANYON GASKET SUPPLY	1,836	1,836	0	0
CANYON STATE OIL	1,500	1,500	0	0
CAPILANO COMPUTING SYSTEMS, LTD.	3,990	3,990	0	0
CAPITAL PRODUCTIONS MUSIC	1,700	1,700	0	0
CAPS LOGISTICS, INC.	16,453	16,453	0	0
CARBONELL, DR. REUBEN G.	8,500	0	8,500	0
CARBORUNDUM CO., THE	12,160	11,400	760	0
CARDAMATION CO., INC.	1,800	1,800	0	0
CAREER SERVICES FOR PERSONS WITH DISABILITIES	770,885	770,885	0	770,885
CARLEY LAMPS, INC.	6,623	6,623	0	0
CARLSON SYSTEMS	8,886	6,716	2,170	6,716
CARLTON—BATES CO.	11,017	11,017	0	0
CARMEL CHEMICALS, INC.	4,395	4,395	0	0
CARNEGIE—MELLON UNIVERSITY	327,069	293,069	34,000	0
CARPENTER CO.	8,194	8,194	0	0
CARPENTER TECHNOLOGY CORP.	34,350	32,350	2,000	0
CARRERA, DR. JESUS	20,000	20,000	0	0
CARRIAGA MACHINE	5,871	5,871	0	5,871
CARRIER CORP.	214,523	213,568	955	213,568
CARRIER—OEHLER CO.	3,762	3,762	0	0
CARR—LANE MFG. CO.	1,490	1,448	42	0
CARROLL, JERRY MACHINING, INC.	15,710	0	15,710	0
CARROLL, W. M. & CO.	9,173	9,173	0	9,173
CARSON & ELLIS AUTO ELECTRIC, INC.	1,730	1,730	0	1,730
CARSON, CHARLES C., JR.	4,000	4,000	0	0
CARTER, BARBARA	2,400	0	2,400	0
CARTRIDGE ACTUATED DEVICES, INC.	58,046	58,046	0	0
CARVER, FRED S., INC.	8,452	2,200	6,252	0
CASA ENTERPRISES, INC.	17,552	17,552	0	17,552
CASA MONTERREY	1,125	1,125	0	0
CASCADE MICROTECH	38,862	38,862	0	2,934
CASE POWER AND EQUIPMENT	24,000	0	24,000	0
CASE WESTERN RESERVE UNIVERSITY	91,523	91,523	0	0
CASES PLUS, INC.	5,554	0	5,554	0
CASEWARE, INC.	7,763	7,763	0	0
CASH REGISTER SYSTEMS, INC.	1,894	1,894	0	1,894
CASPR, INC.	1,856	0	1,856	0
CASTERS OF ALBUQUERQUE, INC.	1,931	1,931	0	1,931
CASTLE METALS	2,201	0	2,201	0
CATALINA COATINGS	30,000	30,000	0	0
CATAPHOTE, INC.	86,600	86,600	0	0
CATHOLIC UNIVERSITY OF AMERICA	2,370	2,370	0	0
CAUDELL DESIGN & SCREEN PRINT	1,273	1,273	0	1,273
CAYMAN SYSTEMS	4,169	4,169	0	0
CBM TECHNOLOGIES	499,750	499,750	0	0
CC SCIENTIFIC PRODUCTS	7,191	7,191	0	0
CCI	15,649	15,649	0	0

Supplier Name	Total \$	SNL/NM \$	SNL/CA \$	NM \$
CCL CONSTRUCTION CONSULTANTS, INC.	30,000	30,000	0	0
CCT LASER SERVICES	2,650	2,650	0	0
C-D PRODUCTIONS, INC.	10,000	10,000	0	10,000
CDI CORP-WEST	51,000	0	51,000	0
CDI INTERNATIONAL	1,387	1,387	0	0
CDM FEDERAL PROGRAMS CORP.	1,061,389	1,061,389	0	2,852
CD-ROM WAREHOUSE	4,497	2,627	1,870	0
CDW COMPUTER CENTERS, INC.	3,249	2,801	448	0
CE PRECISION ASSEMBLIES	2,162	2,162	0	0
CE SOFTWARE	9,939	9,764	175	0
CEA INSTRUMENTS	2,600	2,600	0	0
CECCIO, PROF. STEVEN	14,570	14,570	0	0
CECO SECURITY SYSTEMS	8,985	8,985	0	0
CEDAR CO.	1,045	1,045	0	0
CEI WEST ROOFING CO.	4,200	0	4,200	0
CELESCO TRANSDUCER PRODUCTS, INC.	1,537	1,058	479	0
CELL ROBOTICS	5,249	5,249	0	5,249
CELLULAR 3, INC.	1,100	1,100	0	1,100
CELLULAR CONNECTION	13,681	0	13,681	0
CELLULAR ONE	3,735	2,000	1,735	0
CELLULAR & MORE	1,730	1,730	0	1,730
CEM CORP.	2,571	0	2,571	0
CENTER FOR POST SOVIET STUDIES	38,738	38,738	0	0
CENTERLINE SOFTWARE	43,258	28,330	14,928	0
CENTRAL COMPUTER SYSTEMS	1,068	0	1,068	0
CENTRAL DATA CORP.	8,992	7,562	1,430	0
CENTRAL NEW MEXICO CONSTRUCTION	22,164	22,164	0	22,164
CENTRAL SEMICONDUCTOR CORP.	1,474	1,474	0	0
CENTRAL TEXAS COLLEGE	60,311	60,311	0	0
CENTRAL WHOLESALE ELECTRICAL DISTR., INC.	6,630	0	6,630	0
CENTRON CORP.	79,894	79,894	0	0
CENTURY EQUIPMENT	10,779	0	10,779	0
CENTURY GLASS CO., INC.	1,860	1,860	0	1,860
CENTURY MACHINE CO.	116,617	116,617	0	116,617
CENTURY METAL SPINNING	15,905	15,905	0	0
CENTURY PLUS	50,978	48,325	2,653	50,978
CEPLECHA, DR. ZDENEK	15,000	15,000	0	0
CERAC, INC.	18,302	16,491	1,810	0
CERAMOPTEC	5,550	5,550	0	0
CERAMX	23,117	20,335	2,782	0
CERBERUS PYROTRONICS	23,615	0	23,615	0
CERL, INC.	1,120	980	140	1,120
CERPROBE CORP.	33,457	33,457	0	0
CERTIFIED FABRICATORS, INC.	43,325	43,325	0	0
CERTIFIED FASTENERS, INC.	13,604	0	13,604	0
GESIWID	9,378	9,030	348	0
CETAC TECHNOLOGIES, INC.	28,451	24,300	4,151	0
CF SOFTWARE	1,800	0	1,800	0
CFC TECHNOLOGY SERVICES, INC.	9,332	9,332	0	0
CFD RESEARCH CORP.	56,200	56,200	0	0
CFM-SF, INC.	1,251	0	1,251	0
CGI SYSTEMS, INC.	17,000	17,000	0	0
CGTECH	17,000	0	17,000	0
CHALMERS, SCOTT	5,000	5,000	0	0
CHANDLER, MS. FRANKIE	4,000	0	4,000	0
CHANDLER/MAY CORP.	38,000	38,000	0	0
CHANG CORP	120,434	23,617	96,817	120,434
CHANG, PROF. FU KUO	6,000	0	6,000	0
CHAPARRAL MATERIALS, INC.	17,608	17,608	0	17,608

Supplier Name	Total \$	SNL/NM \$	SNL/CA \$	NM \$
CHAPMAN, MIKE CO.	20,204	20,204	0	0
CHARDAN'S BOILER SERVICE	5,000	5,000	0	5,000
CHARDONNAY GARDEN APARTMENTS	37,860	0	37,860	0
CHARLES INDUSTRIES, LTD.	4,672	4,672	0	0
CHARNSTROM, W. A. CO.	2,659	2,399	260	0
CHARTHOUSE INTERNATIONAL LEARNING CORP.	4,207	4,207	0	0
CHATEAU MILL	1,334	1,334	0	1,334
CHAVEZ, RALPH	2,400	2,400	0	2,400
CHELYABINSK STATE UNIVERSITY OF TECHNOLOGY	11,000	11,000	0	0
CHEMCHEK INSTRUMENTS, INC.	4,825	4,825	0	0
CHEMDATA RESEARCH	33,250	0	33,250	0
CHEMICAL WASTE MANAGEMENT, INC.	65,000	0	65,000	0
CHEMINEER, INC.	8,030	0	8,030	0
CHEMSEARCH	12,041	0	12,041	0
CHERRONE CHEMICAL CO.	44,902	0	44,902	0
CHESAPEAKE SCIENCES CORP.	87,040	87,040	0	0
CHESHIER, DR. STEPHEN R.	25,000	25,000	0	0
CHEYENNE SOFTWARE, INC.	2,755	2,755	0	0
CHICAGO BRIDGE & IRON TECH. SERVICES CO.	15,000	15,000	0	0
CHIP FACTORY	2,356	0	2,356	0
CHIP MERCHANT	3,473	0	3,473	0
CHIP SUPPLY, INC.	17,463	17,463	0	17,463
CHK ENTERPRISES, INC.	8,248	8,248	0	8,248
CHLORIDE SYSTEMS	3,050	3,050	0	0
CHOICES FOR FAMILIES	54,000	54,000	0	54,000
CHORI AMERICA	2,608	360	2,248	0
CHORUS CORP.	583,862	583,862	0	0
CHRISMAN, WAYNE	5,000	0	5,000	0
CHRISTOPHER R., PE	25,000	0	25,000	0
CHROMAGRAPHS	1,810	0	1,810	0
CHROMALAB, INC.	1,090	0	1,090	0
CHROMALOX	1,192	1,192	0	0
CHROMEX	18,445	18,445	0	18,445
CHROMPACK, INC.	4,999	0	4,999	0
CHRONOLOGIC SIMULATION	33,000	33,000	0	0
CHRONOLOGY CORP.	5,156	5,156	0	0
CHUKAR INDUSTRIES	8,391	8,391	0	0
CHURCH, ALLEN B.	15,000	15,000	0	15,000
CIBER NETWORK SERVICES, INC.	104,594	0	104,594	0
CID TECHNOLOGIES, INC.	27,635	27,635	0	0
CIE	3,000	3,000	0	0
CIGNA	984,000	984,000	0	0
CIMFLEX TEKNOLEDGE CORP.	1,000	1,000	0	0
CINCINNATI ELECTRONICS	251,450	244,400	7,050	0
CINCINNATI MILACRON MACHINE TOOL	424,331	0	424,331	0
CINCOM SYSTEMS, INC.	28,576	28,576	0	0
CIRCLE SEAL CONTROLS, INC.	12,580	12,376	204	0
CIRCUIT COMPONENTS, INC.	1,650	1,650	0	0
CIRCUIT IMAGE	4,052	1,380	2,673	0
CIRCUIT PARTNERS, INC.	5,608	5,608	0	0
CIRCUIT SHOP, INC., THE	107,766	107,766	0	107,766
CIRCUITS PLUS, INC.	14,550	14,550	0	14,550
CIS GRAPHICS, INC.	13,572	13,572	0	0
CISCO SYSTEMS, INC.	860,969	762,119	98,850	0
CITIZENS FOR ENVIRONMENTAL JUSTICE	7,000	7,000	0	0
CITIZENS POWER & LIGHT CORP.	50,000	50,000	0	0
CITY TOOL AND DIE MFG.	24,332	0	24,332	0
CIVIL ENGINEERING RESEARCH FOUNDATION	10,000	10,000	0	0

Supplier Name	Total \$	SNL/NM \$	SNL/CA \$	NM \$
CJ ENTERPRISES, INC.	12,574	12,574	0	12,574
CLAIMS TECHNICAL SERVICES	40,000	0	40,000	0
CLAREMONT CONSULTING GROUP	12,000	12,000	0	0
CLARE, C. P. CORP.	6,575	6,575	0	0
CLARIDGE PRODUCTS & EQUIPMENT, INC.	4,298	0	4,298	0
CLARK ANALYTICAL	100,000	100,000	0	100,000
CLARK INSTRUMENTATION, INC.	24,610	0	24,610	0
CLARK SECURITY PRODUCTS, INC.	25,106	16,783	8,323	0
CLARK TRUCK EQUIPMENT/WALDON, INC.	11,140	11,140	0	11,140
CLARKLIFT OF EL PASO, INC.	10,778	10,778	0	10,778
CLARK-MXR, INC.	3,457	2,367	1,090	0
CLARK, RICHARDSON & BISKUP	4,057	4,057	0	0
CLAR, SAM OFFICE FURNITURE	12,903	0	12,903	0
CLASS ONE TECHNICAL SERVICES, INC.	17,401	17,401	0	17,401
CLASSIC REFRIGERATION OF NEW MEXICO	2,409	2,409	0	2,409
CLAYTON ENVIRONMENTAL CONSULTANTS, INC.	112,585	0	112,585	0
CLAYTON & SONS, INC.	1,035	1,035	0	1,035
CLEAN AIR PRODUCTS CORP.	40,115	40,115	0	0
CLEAN AIR SYSTEMS, INC.	1,141	1,141	0	326
CLEAN ROOM PRODUCTS, INC.	5,851	3,911	1,940	0
CLEAR SOFTWARE, INC.	1,089	1,089	0	0
CLEARPOINT TECHNOLOGIES	9,839	9,839	0	9,839
C-LEC PLASTICS, INC.	151,844	151,844	0	0
CLELLAND, IAN S.	35,000	35,000	0	0
CLEMSON UNIVERSITY	53,740	20,046	33,694	0
CLEVELAND CRYSTALS, INC.	85,326	77,323	8,003	0
CLEVELAND MACHINE CONTROLS, INC.	6,094	6,094	0	0
CLI FEDERAL	312,162	312,162	0	312,162
CLIMAX SPECIALTY METALS CORP.	4,582	3,343	1,239	0
CLOVER COMPUTERS	1,988	0	1,988	0
CLUB CAR	21,686	0	21,686	0
CLUB MAC	27,411	14,884	12,527	0
CLUFF, LLOYD S.	20,000	20,000	0	0
C-MAC MICROCIRCUITS	3,650	3,650	0	0
CMC DISTRIBUTING, INC.	2,167	2,167	0	0
CMD TECHNOLOGY, INC.	2,554	2,554	0	0
CMEA	1,074	1,074	0	0
CMR GROUP	11,000	0	11,000	0
CNC MACHINING CENTER	46,328	46,328	0	46,328
COACH'S CHASSIS	14,000	14,000	0	14,000
COASTAL COMPUTER CONSULTANTS CORP.	221,700	221,700	0	0
COASTLINE METAL FINISHING CORP.	1,260	1,260	0	0
COASTWISE INDUSTRIAL CO.	1,417	0	1,417	0
COAXIAL DYNAMICS, INC.	2,975	2,975	0	0
COBALT BLUE	2,939	2,939	0	0
COBRA SYSTEM	1,890	1,890	0	0
COCOMP, INC.	2,445	2,445	0	0
CODONICS, INC.	4,665	4,665	0	0
COEN CO., INC.	1,702	1,702	0	0
COGNIS LAB	1,000	0	1,000	0
COGNOS CORP.	14,335	0	14,335	0
COHERENT COMPONENTS GROUP	91,322	91,322	0	0
COHERENT GENERAL	306,095	306,095	0	0
COHERENT, INC.	1,073,147	812,598	260,549	0
COHU, INC.	102,186	66,927	35,259	42,406
COIL CRAFT	4,425	4,425	0	0
COLBORN'S SCHOOL & OFFICE SUPPLY	6,242	6,242	0	6,242
COLBY SYSTEMS	2,294	2,294	0	0
COLE SUPPLY CO.	21,570	0	21,570	0

Supplier Name	Total \$	SNL/NM \$	SNL/CA \$	NM \$
COLE-PARMER INSTRUMENT CO.	98,901	67,463	31,438	0
COLLEGE BOARD PUBLICATIONS, THE	1,335	1,335	0	0
COLLEGE OF AMERICAN PATHOLOGISTS	1,080	1,080	0	0
COLLEGE OF SANTA FE	376,752	376,752	0	376,752
COLLIMATED HOLES, INC.	1,325	0	1,325	0
COLLINS, G. L. CORP.	2,165	2,165	0	0
COLOG, INC.	24,808	24,808	0	0
COLORADO ADVANCED TECHNOLOGY INSTITUTE (CATI)	5,000	5,000	0	0
COLORADO MEMORY SYSTEMS	1,564	1,465	99	0
COLORADO MOLDED PRODUCTS	4,377	4,377	0	0
COLORADO SCHOOL OF MINES	727,355	727,355	0	0
COLORADO STATE UNIVERSITY	202,609	47,571	155,038	0
COLORADO VIDEO, INC.	5,765	9,150	0	4,575
COLORSOFT, INC.	7,785	7,785	0	0
COLUMBIA RESEARCH LABS, INC.	86,839	86,839	0	0
COLUMBIA SCIENTIFIC INDUSTRIES	27,685	27,685	0	0
COLUMBIA UNIVERSITY	1,720	970	750	0
COLUMBINE TECHNOLOGY	6,800	6,800	0	0
COM GRAFIX, INC.	35,000	35,000	0	0
COMAC SYSTEMS CORP., THE	31,990	0	31,990	0
COMARK	5,773	0	5,773	0
COMBINET, INC.	1,690	1,690	0	0
COMBUSTION SYSTEMS, INC.	9,100	9,100	0	9,100
COMGRAFIX, INC.	57,920	57,920	0	0
COMGRAPHIX, INC.	161,262	161,262	0	161,262
COMLINEAR CORP.	12,463	11,531	932	8,165
COMMAND CORP, INC.	2,945	2,450	495	0
COMMAND LINE COMPUTERS, INC.	62,078	0	62,078	0
COMMERCIAL PRODUCTS, INC.	3,312	3,312	0	3,312
COMMERCIAL SOUND SYSTEMS	1,805	1,805	0	1,805
COMMERCIAL WAREHOUSE	50,000	50,000	0	50,000
COMMODITY GLASS	1,250	1,250	0	0
COMMONWEALTH SCIENTIFIC CORP.	40,119	40,119	0	18,518
COMMPUTERCATIONS, INC.	5,686	5,686	0	0
COMMTECH, INC.	1,145	1,145	0	0
COMMUNICATION COUNSEL OF AMERICA, INC., THE	17,000	17,000	0	0
COMMUNICATION INSTRUMENTS, INC.	1,658	1,658	0	0
COMMUNICATION STRATEGIES, INC.	24,796	24,796	0	24,796
COMMUNICATIONS ENGINEERING, INC.	2,547	2,547	0	0
COMP USA, INC.	10,813	4,805	6,008	0
COMP VIEW, INC.	14,322	4,150	10,172	0
COMPACT SOFTWARE	11,062	11,062	0	0
COMPAQ COMPUTER CORP.	26,548	26,548	0	0
COMPATIBLELAND	2,395	2,395	0	2,395
COMPCONTROL, INC.	6,382	6,382	0	0
COMPLETE LINE, THE	113,000	0	113,000	0
COMPLETE OFFICE SYSTEMS	114,513	114,513	0	114,513
COMPONENT RESEARCH CO., INC.	1,037	1,037	0	0
COMPOSITE TOOLING CORP.	23,106	23,106	0	23,106
COMPREHENSIVE DEVELOPMENT SERVICES	300,000	300,000	0	0
COMPROBE, INC.	1,892	1,892	0	0
COMPUADD CORP.	9,717	9,717	0	0
COMPULINK SYSTEMS	5,892	5,892	0	4,583
COMPU-MEDIA	177,873	177,873	0	177,873
COMPUNET	230,342	230,342	0	230,342
COMPUPLUS, INC.	2,025	0	2,025	0
COMPUS SERVICES CORP.	34,109	0	34,109	0

Supplier Name	Total \$	SNL/NM \$	SNL/CA \$	NM \$
COMPUSA, INC.	54,257	6,187	48,070	0
COMPUSERVE, INC.	60,887	57,887	3,000	0
COMPUSOFT	1,075	1,075	0	1,075
COMPUTABILITY CONSUMER ELECTRONICS	2,514	2,514	0	0
COMPUTALOG USA, INC.	124,120	124,120	0	0
COMPUTER ASSOCIATES SERVICES, INC. (CASI)	144,491	143,333	1,158	0
COMPUTER ATTIC	15,395	0	15,395	0
COMPUTER BIZ, INC.	70,436	0	70,436	0
COMPUTER BOARDS, INC.	32,072	32,072	0	0
COMPUTER CENTER OF HAYWARD	10,954	0	10,954	0
COMPUTER CLEARING HOUSE, INC.	16,228	16,228	0	0
COMPUTER CONVERSION CORP.	5,905	3,190	2,715	0
COMPUTER CORNER	233,286	233,286	0	233,286
COMPUTER DESIGN & GRAPHIC SYSTEMS	11,832	11,832	0	0
COMPUTER DISCOUNT WAREHOUSE	86,223	78,878	7,345	0
COMPUTER DISCOUNTERS	6,018	6,018	0	6,018
COMPUTER DYNAMICS	5,045	50	4,995	0
COMPUTER IMAGING CONSULTANTS	66,863	66,863	0	0
COMPUTER LIBRARY	12,270	9,875	2,395	0
COMPUTER LITERACY BOOKSHOPS, INC.	14,295	0	14,295	0
COMPUTER LOGISTICS, INC.	3,946	0	3,946	0
COMPUTER MAINTENANCE CENTERS, INC. (CMC)	1,000	1,000	0	1,000
COMPUTER ONE	7,855,594	7,855,594	0	7,855,594
COMPUTER POWER SUPPORT, INC.	4,564	0	4,564	0
COMPUTER SCIENCES CORP.	70,000	70,000	0	70,000
COMPUTER SOLUTIONS RESEARCH	1,282	1,282	0	1,282
COMPUTER SUPPLIES BY SAYERS, INC.	281,402	279,006	2,396	0
COMPUTER SUPPLIES WAREHOUSE, INC.	4,775	4,775	0	4,775
COMPUTER SUPPORT CORP.	1,204	1,204	0	0
COMPUTER SYSTEMS ASSOCIATES	1,141	1,141	0	0
COMPUTER SYSTEMS INTEGRATION	5,895	5,895	0	0
COMPUTER TOWN	1,932	1,932	0	0
COMPUTER TRAINING SOLUTIONS	72,880	72,880	0	0
COMPUTER UPGRADE CORP.	11,185	11,185	0	0
COMPUTER WARE, INC.	70,810	0	70,810	0
COMPUTER WORKS	224,580	224,580	0	224,580
COMPUTERCATIONS, INC.	1,520	1,520	0	0
COMPUTERLAND	248,633	185,780	62,853	185,780
COMPUTERLAND SERRAMONTE	49,034	0	49,034	0
COMPUTERM CORP.	7,040	7,040	0	0
COMPUTERS FOR DESIGN	14,749	14,749	0	14,749
COMPUTERS FROM SCRATCH	4,515	4,515	0	4,515
COMPUTERVISION	311,043	0	311,043	0
COMPUTERWARE	5,375	0	5,375	0
COMPUTONE CORP.	1,507	1,507	0	0
COMPUTOUCH, INC.	15,575	15,575	0	15,575
COMPUTOWN	54,679	0	54,679	0
COMPUWARE CORP.	27,146	27,146	0	0
COMSEL CORP.	5,284	5,284	0	0
COMSTOCK, INC.	1,125	1,125	0	0
COMTEQ COMPUTER CO.	6,040	0	6,040	0
COMTEQ FEDERAL	4,690	4,690	0	0
COMTRADE	29,535	29,535	0	0
CONAX BUFFALO CORP.	8,554	2,876	5,678	0
CONCEPT CONVENTION SERVICES, INC.	4,617	4,617	0	4,617
CONCORDE GROUP, LTD., THE	44,204	44,204	0	0
CONCRETE WALL SAWING	6,350	0	6,350	0
CONDE SYSTEMS	4,946	4,946	0	0
CONE DRIVE OPERATIONS	1,410	0	1,410	0

Supplier Name	Total \$	SNL/NM \$	SNL/CA \$	NM \$
CONGRESSIONAL INFORMATION SERVICE, INC.	18,620	18,620	0	0
CONGRESSIONAL QUARTERLY, INC.	16,683	5,083	11,600	0
CONLEY EQUIPMENT CO., INC.	88,710	88,710	0	0
CONNALLY, LESLIE O.	70,000	70,000	0	70,000
CONNAUGHT LABORATORIES	7,000	7,000	0	0
CONNECTICUT COINING, INC.	15,525	15,525	0	0
CONNECTION, THE	1,917	1,917	0	0
CONNECTOR RESOURCES UNLIMITED (CRU)	2,320	410	1,910	0
CONNECTOR SPECIALTY CO.	16,437	16,437	0	-0
CONNELL'S OFFICE SUPPLIES	2,566	2,566	0	2,566
CONNOR DEVELOPMENT SERVICES, LTD.	4,500	4,500	0	0
CONNOR-WINFIELD CORP.	4,171	4,171	0	0
CONQUEST SOFTWARE	34,500	34,500	0	0
CONSARC CORP.	1,689,098	1,689,098	0	0
CONSENSYS COMPUTERS, INC.	6,160	6,160	0	0
CONSENSYS CORP.	1,190	1,190	0	0
CONSILIUM	90,500	90,500	0	0
CONSOLIDATED ELECTRICAL DISTRIBUTORS, INC. (CED)	16,781	14,114	2,666	14,114
CONSOLIDATED PLASTICS CO., INC.	6,086	976	5,110	0
CONSOLVE, INC.	17,940	17,940	0	0
CONSTRUCTION CLAIMS CONSULTANTS, INC.	16,850	16,850	0	0
CONSTRUCTION SAFETY & HEALTH, INC.	7,723	0	7,723	0
CONSTRUCTION SUPPORT EQUIPMENT	10,899	10,899	0	10,899
CONSULTING AEROSPACE ENGINEERS, INC.	132,000	132,000	0	0
CONSUMER TECHNICAL SERVICES, INC.	1,500	1,500	0	1,500
CONTACT EAST, INC.	3,899	0	3,899	0
CONTAINER PRODUCTS CORP.	17,658	8,368	9,290	0
CONTAINMENT II CORP.	26,980	26,980	0	0
CONTAMINATION STUDIES LABORATORIES	23,900	23,900	0	0
CON-TEK MARKETING, INC.	3,208	3,208	0	0
CONTEMPORARY CYBERNETICS	7,437	6,987	450	0
CONTINENTAL AWARDS & PROMOTIONS	2,909	0	2,909	0
CONTINENTAL DISC CORP.	8,513	8,216	297	0
CONTINENTAL DYNAMICS CORP.	2,938	2,717	221	0
CONTINENTAL MACHINING CO., INC.	706,343	706,343	0	706,343
CONTINENTAL PAPER CO.	1,838	0	1,838	0
CONTINUUM	872,925	620,375	252,550	350,000
CONTOUR FORMING, INC.	26,093	26,093	0	0
CONTRA COSTA APPLIANCE CENTER	1,968	0	1,968	0
CONTRACT ASSOCIATES, INC.	44,695	44,695	0	44,695
CONTRACT OFFICE GROUP, INC. (COG)	19,497	0	19,497	0
CONTRAVES, INC.	62,841	62,841	0	0
CONTROL MASTER PRODUCTS, INC.	10,316	0	10,316	0
CONTROL MOLDING, INC.	4,507	4,507	0	0
CONTROL SYSTEMS, INC.	5,653	5,653	0	5,653
CONTROLCO, INC.	1,531	0	1,531	0
CONTROLLED POWER CO.	9,748	0	9,748	0
CONTROLS FOR ENVIRONMENTAL POLLUTION, INC.	64,000	64,000	0	64,000
CONTROLTRON	8,845	8,845	0	0
CONVERTER CONCEPTS, INC.	5,112	5,112	0	0
CONVERY, H. SUZANNE	46,000	46,000	0	46,000
CONVEX COMPUTER CORP.	1,335,766	687,420	648,346	687,420
CONVEYORS & EQUIPMENT	1,175	1,175	0	0
CON-X-ALL	3,951	3,951	0	0
COOKE VACUUM PRODUCTS, INC.	30,185	30,185	0	0
COOK'S BUILDING SPECIALTIES, INC.	10,016	10,016	0	10,016
COOL CORP.	1,767	1,767	0	0

Supplier Name	Total \$	SNL/NM \$	SNL/CA \$	NM \$
COOPER GRAPHICS, INC.	3,556	3,556	0	3,556
COOPER INSTRUMENTS CORP.	1,570	1,570	0	0
COORS CERAMICON DESIGNS, LTD.	2,641	2,641	0	0
COORS CERAMICS CO.	31,469	30,852	617	0
COPLEY CONTROLS, INC.	2,640	2,640	0	0
COPY MAT	11,220	0	11,220	0
COPY-KRAFT, INC.	441,114	441,114	0	441,114
CORDELL MFG., INC.	2,100	0	2,100	0
CORDIN CO., THE	18,447	18,447	0	0
CORE GROUP, INC., THE	52,115	52,115	0	52,115
COREL SYSTEMS CORP.	2,298	1,919	379	0
CORION CORP.	10,246	2,162	8,084	0
CORNELIUS ARCHITECTURAL PRODUCTS	2,584	2,584	0	0
CORNELL COMPUTER CORP.	1,125,000	1,125,000	0	0
CORNELL COMPUTER SYSTEMS	10,160	10,160	0	0
CORNELL UNIVERSITY	330,631	300,061	30,570	0
CORNING, INC.	1,709	1,709	0	0
COROMANDEL	1,393	1,393	0	0
CORONADO CLUB	3,150	3,150	0	3,150
CORONADO MACHINE, INC.	48,369	48,369	0	48,369
CORPORATE COMPUTING, INC.	9,290	9,290	0	0
CORPORATE EXPRESS	61,505	0	61,505	0
CORPORATE IMAGE VIDEO	11,900	11,900	0	11,900
CORPORATE SCENES, INC.	204,600	118,000	86,600	0
CORPORATE SYSTEMS CENTER	10,350	8,377	1,973	0
CORPORATION DE LIE COLE POLYTECHNIQUE	41,200	41,200	0	0
CORROSION SERVICES, INC.	538,721	538,721	0	538,721
CORRUGATED SYSTEMS, INC.	3,084	3,084	0	0
CORSOFT	3,711	3,711	0	0
CORT FURNITURE	5,950	0	5,950	0
COSMODYNE MFG., INC.	51,589	51,589	0	51,589
COSMOTRONIC COMPANY CORP.	17,620	17,620	0	0
COS, INC.	1,329	1,329	0	0
COUGAR COMPONENTS	2,663	2,663	0	0
COULTER CORP.	45,359	45,359	0	0
COURTAULDS AEROSPACE	2,228	2,228	0	0
COVEY LEADERSHIP CENTER	426,293	426,060	234	0
COWAN, MAYNARD W.	1,500	1,500	0	1,500
COX ENGRAVING	23,824	23,824	0	23,824
COX, ROGER PETROLEUM	15,397	15,397	0	15,397
CPD ENGINEERING, INC.	5,490	5,490	0	0
CPM	5,500	5,500	0	0
C-POWER INDUSTRIES, INC.	1,329	1,329	0	0
CRA SYSTEMS	4,827	4,827	0	0
CRAFTSMAN SIGN CO.	4,204	4,204	0	4,204
CRANE SERVICE	5,129	5,129	0	0
CRANE & EQUIPMENT TRAINING, INC.	7,000	7,000	0	0
CRANEL, INC.	2,435	2,435	0	0
CRAWFORD/KOINONIA, DALE	1,200,000	1,200,000	0	1,200,000
CRAY RESEARCH, INC.	1,988,566	1,967,566	21,000	627,482
CRC COMPUTER SALES & SERVICE	4,240	4,240	0	4,240
CRC PRESS, INC.	5,017	3,987	1,030	0
CREATIVE APPLICATIONS AND TECHNOLOGIES, INC.	7,500	0	7,500	0
CREATIVE COMPUTER SERVICES	1,480,691	1,479,394	1,297	1,480,691
CREATIVE CONSULTANTS	15,436	15,436	0	15,436
CREATIVE ELECTRONICS, INC.	1,600	1,600	0	0
CREATIVE INTEGRATION, INC.	52,436	0	52,436	0
CREE RESEARCH, INC.	1,792	1,000	792	0

Supplier Name	Total \$	SNL/NM \$	SNL/CA \$	NM \$
CREGO BLOCK CO.	2,357	2,357	0	2,357
CRENLO, INC.	27,019	17,176	9,842	0
CREST ULTRASONICS CORP.	15,450	15,450	0	0
CRESTLINE PLASTICS, INC.	2,610	2,610	0	2,610
CREW-NOBLE	1,105	0	1,105	0
CRITERION, INC.	16,000	12,500	3,500	0
CRM FILMS	2,095	2,095	0	0
CROMPTON-METERMASTER, INC. (CMI)	10,286	10,286	0	0
CROWN LIFT TRUCKS	14,909	14,909	0	0
CRS PLUS	156,890	156,890	0	0
CRT SCIENTIFIC	3,875	3,500	375	0
CRUZ, L. P.	11,000	0	11,000	0
CRWTH COMPUTER COURSEWARES	30,000	30,000	0	0
CRYO INDUSTRIES OF AMERICA, INC.	13,135	13,135	0	0
CRYODATA	1,145	1,145	0	0
CRYOQUIP, INC.	3,400	3,400	0	0
CRYSTACOMM, INC.	20,360	20,360	0	0
CRYSTAL ASSOCIATES, INC.	4,530	4,530	0	0
CRYSTAL ENGINEERING CORP.	1,250	1,250	0	0
CRYSTAL SEMICONDUCTOR CORP.	11,528	11,528	0	0
CRYSTAL SPRINGS BOTTLED WATER, INC.	131,001	131,001	0	131,001
CRYSTAL SYSTEMS, INC.	11,965	0	11,965	0
CS ELECTRONICS	2,379	2,379	0	0
CSI TECHNOLOGIES, INC.	2,940	2,940	0	0
CSK OPTRONICS	10,228	7,034	3,194	0
CSS LABORATORIES, INC.	2,650	2,650	0	0
CT ENGINEERING CO.	7,098	7,098	0	6,734
C-TEK, INC.	1,000	1,000	0	0
CTS CORP.	6,000	6,000	0	0
CUBIC COMMUNICATIONS, INC.	444,904	444,904	0	0
CUBIX CORP.	24,172	24,172	0	0
CUES	15,000	15,000	0	0
CUMMINS POWER GENERATION, INC.	9,289,517	9,289,517	0	0
CUMMINS SOUTHWEST, INC.	11,295	11,295	0	11,295
CUMMINS WEST	1,669	0	1,669	0
CURRENT TECHNOLOGY, INC.	9,200	9,200	0	9,200
CURTIN MATHESON SCIENTIFIC, INC.	7,717	4,345	3,372	784
CUSHMAN ENGINEERING CO.	1,440	1,440	0	1,440
CUSTOM CRAFT FIXTURES	4,311	4,311	0	4,311
CUSTOM RADIO COMMUNICATIONS, LTD.	10,000	10,000	0	0
CUSTOM SENSORS TECHNOLOGY	5,500	5,500	0	0
CUSTOM TECHNICAL CERAMICS	2,624	2,624	0	0
CUSTOMCRAFT FIXTURES, INC.	4,180	4,180	0	4,180
CUTKOSKY, DR. MARK R.	25,000	0	25,000	0
CUTTING EDGE OPTRONICS	99,058	99,058	0	0
CVC PRODUCTS, INC.	39,311	39,311	0	0
CVI LASER CORP.	281,872	179,297	102,575	169,572
CVI, INC.	32,726	32,726	0	0
CYBEQ SYSTEMS	101,324	101,324	0	0
CYBER MOTION, INC.	61,206	61,206	0	0
CYBER OPTICS	1,656	1,656	0	0
CYBER RESEARCH, INC.	16,916	12,391	4,525	0
CYBEREX	8,250	8,250	0	0
CYBEROPTICS CORP.	18,848	18,848	0	0
CYBERSAFE CORP.	4,999	4,999	0	0
CYCLA CORP.	152,229	152,229	0	0
CYCLOPS INDUSTRIES, INC.	1,396	1,396	0	0
CYLINK CORP.	95,175	94,275	900	0
CYMATIX, INC.	15,811	0	15,811	0

Supplier Name	Total \$	SNL/NM \$	SNL/CA \$	NM \$
CYPRESS SEMICONDUCTOR CORP.	3,917	3,917	0	0
CYPRUS METALS MARKETING	1,425	1,425	0	0
CYROFAB, INC.	2,525	2,525	0	0
CYTEC CORP.	24,854	14,812	10,042	0
D&E CONSTRUCTION CO.	300,000	300,000	0	300,000
D&E STEELPLATE RENTAL, INC.	2,804	0	2,804	0
D&H PUMP	1,496	1,496	0	1,496
D&M AUTO PARTS	9,137	0	9,137	0
D&R TANK CO.	9,856	9,856	0	9,856
D O INDUSTRIES	3,503	3,503	0	0
DACO	7,005	7,005	0	0
DAGAN, DR. GEDEON	15,000	15,000	0	0
DAGE MTI, INC.	1,950	1,950	0	0
DAGE PRECISION IND.	29,420	29,420	0	0
DAHLIN, C. A. CO.	36,968	36,968	0	0
DAHL, INC.	128,984	128,984	0	128,984
DAIGGER, A. & CO., INC.	39,542	15,569	23,973	0
DALE ELECTRONICS, INC.	15,864	15,252	612	0
DALLAS DIGITAL CORP.	116,013	116,013	0	0
DALLAS INSTRUMENTS, INC.	22,500	22,500	0	0
DALSA, INC.	24,277	24,277	0	0
DANCING BEAR ENTERPRISES	1,540	1,540	0	0
DANFOSS-EMC, INC.	5,265	5,265	0	0
DANIELS MANUFACTURING CORP.	1,369	1,369	0	0
DANIELSON ASSOCIATES, INC.	22,723	22,500	223	22,500
DANIEL, DR. DAVID	10,000	10,000	0	0
DANKA BUSINESS SYSTEMS	22,772	22,772	0	22,772
DANLIN PRODUCTS, INC.	113,617	113,617	0	113,617
DARTEK COMPUTER SUPPLY CORP.	18,725	0	18,725	0
DATA COMM WAREHOUSE	12,010	5,218	6,792	0
DATA COMPOSITION	12,100	6,447	5,653	0
DATA DISK, INC.	2,126	2,126	0	0
DATA DOCUMENTS, INC.	2,088	2,088	0	2,088
DATA ENTERPRISES OF THE NORTHWEST	8,336	0	8,336	0
DATA EXPRESS, INC.	6,893	6,893	0	0
DATA GENERAL CORP.	1,163,602	1,163,602	0	1,133,828
DATA HANDLING CO., INC.	22,761	22,761	0	22,761
DATA I/O CORP.	29,986	29,811	175	0
DATA MANAGEMENT SYSTEMS, LTD.	32,832	32,832	0	32,832
DATA PRO CORP.	36,193	36,193	0	0
DATA PRODUCTS & SERVICES, INC.	2,555	2,555	0	0
DATA SECURE, INC.	10,437	10,437	0	10,437
DATA SOUTH COMPUTER CORP.	4,995	4,995	0	0
DATA SWITCH CORP.	32,560	32,560	0	0
DATA SYSTEMS MARKETING CORP.	136,655	2,255	134,400	0
DATA TERMINAL SERVICE, INC.	3,770	3,770	0	3,770
DATA TRANSLATION, INC.	85,474	49,305	36,169	0
DATA VISION COMPUTER VIDEO	5,263	5,263	0	0
DATA-CAL CORP.	2,263	1,462	801	0
DATACHEM SOFTWARE	5,002	3,999	1,003	0
DATA-COM CABLE, INC.	6,000	0	6,000	0
DATACOM SYSTEMS, INC.	13,430	13,430	0	0
DATACOMM SERVICE CORP.	5,445	5,445	0	0
DATACUBE, INC.	118,500	118,500	0	0
DATAFILE	20,822	20,286	536	20,286
DATAKEY, INC.	32,800	32,800	0	0
DATALINK CORP.	13,881	13,881	0	0
DATALOGIC, INC.	24,730	24,730	0	0
DATALUX CORP.	5,247	5,247	0	0

Supplier Name	Total \$	SNL/NM \$	SNL/CA \$	NM \$
DATAMETRICS CORP.	157,024	157,024	0	0
DATAPLEX CORP.	98,672	96,241	2,431	96,241
DATAQUEST, INC.	2,884	2,884	0	0
DATARAM CORP.	44,323	37,559	6,764	0
DATASOL CORP.	14,291	13,896	395	0
DATA-STAR MARKETING	4,000	4,000	0	0
DATASTREAM SYSTEMS	12,545	11,355	1,190	0
DATATAPE, INC.	15,000	0	15,000	0
DATATRAN CORP.	2,036	2,036	0	0
DATATRONICS, INC.	65,294	65,294	0	0
DATAVIZ, INC.	1,179	245	934	0
DATAWARE TECHNOLOGIES	13,439	13,439	0	0
DATAWEST COMPUTER SYSTEMS	21,432	0	21,432	0
DATEL, INC.	7,286	6,491	795	0
DATUM, INC.	30,896	26,737	4,159	15,334
DAVIDSON OPTRONICS, INC.	25,045	25,045	0	0
DAVIS AUDIO-VISUAL, INC.	124,706	124,706	0	124,706
DAVIS INSTRUMENT MFG. CO., INC.	1,986	1,986	0	0
DAVIS INSTRUMENTS	10,815	10,815	0	0
DAVIS, TERRY	1,000	1,000	0	1,000
DAWN ELECTRONICS, INC.	1,713	1,713	0	0
DAWN SATELLITE, INC.	4,560	4,560	0	0
DAWN TECHNOLOGIES, INC.	18,686	18,686	0	0
DAWN VME	4,492	4,492	0	4,492
DAWN VME PRODUCTS	2,986	0	2,986	0
DAWSON, PAUL	24,000	0	24,000	0
DAYCO	9,556	9,556	0	0
DAYNA COMMUNICATIONS, INC.	1,083	1,083	0	0
DAYSTAR, INC.	71,764	71,764	0	71,764
DAY-TIMERS, INC.	1,362	1,144	218	0
DAYTON COMPUTER SUPPLIES	2,349	2,349	0	0
DAYTRONIC CORP.	6,810	0	6,810	0
DAY, BERNARD E.	10,000	10,000	0	0
DB PRODUCTS	7,065	7,065	0	0
DBA SYSTEMS, INC.	120,000	120,000	0	0
DBS MICROWAVE, INC.	2,350	2,350	0	0
DC DRIVES	5,925	5,925	0	0
DC ELECTRONICS	4,234	4,234	0	0
DCA, INC.	5,542	5,170	372	0
DCM CORP.	165,739	165,739	0	165,739
DE LA PORTE & ASSOCIATES, INC.	521,266	471,766	49,500	521,266
DE MARSILY, GHISLAIN	30,000	30,000	0	0
DEALERS ELECTRICAL SUPPLY	1,708	1,708	0	1,708
DEAN'S LUMBER	9,292	0	9,292	0
DEAN, SUSAN J.	2,500	2,500	0	2,500
DEARBORN GROUP, INC., THE	8,995	8,995	0	0
DEAR, JOHN A., JR.	5,000	5,000	0	5,000
DECIBEL PRODUCTS, INC.	2,479	2,479	0	0
DECISION GRAPHICS, INC.	1,250	1,250	0	0
DECOM SYSTEMS, INC.	119,377	12,022	107,355	0
DECON ENVIRONMENTAL SERVICES	35,000	0	35,000	0
DEEP HOLE SPECIALISTS, INC.	68,563	68,563	0	0
DEEP SEA DEVELOPMENT SERVICE	1,973	1,973	0	0
DEFENSE ELECTROMAGNETIC ANALYSIS CO. (DEMACO)	144,266	144,266	0	0
DEFINED IMAGES	3,000	0	3,000	0
DEGROOT, DR. JOHN S.	45,000	45,000	0	0
DEH PRINTED CIRCUITS, INC.	78,742	78,742	0	0
DEKKER & ASSOCIATES, PC	748,733	748,733	0	748,733

Supplier Name	Total \$	SNL/NM \$	SNL/CA \$	NM \$
DEL RIO ELECTRIC CO.	9,322	9,322	0	9,322
DELATECH, INC.	39,606	39,606	0	0
DELFIN SYSTEMS	30,729	30,729	0	0
DELL COMPUTER CORP.	985,337	948,310	37,027	0
DELL MARKETING CORP.	1,220	0	1,220	0
DELL-STAR TECHNOLOGIES, INC.	6,170	6,170	0	0
DEL-OCO CO.	2,847	2,847	0	2,847
DELORME MAPPING	42,848	42,350	498	0
DELPHIN COMPUTER SUPPLY	4,455	0	4,455	0
DELRIINA TECHNOLOGY, INC.	7,221	7,221	0	0
DELTA DESIGN, INC.	5,439	5,439	0	0
DELTA EDUCATION, INC.	12,371	12,371	0	0
DELTA ELECTRONICS MFG. CORP.	1,640	1,640	0	0
DELTA F CORP.	11,016	11,016	0	0
DELTA INFORMATION SYSTEMS	1,675	1,675	0	0
DELTA MICROSYSTEMS, INC.	3,485	895	2,590	0
DELTA POINT, INC.	1,589	432	1,156	0
DELTA TAU DATA SYSTEMS	8,060	8,060	0	0
DELTA UNIFORM & LINEN	31,050	31,050	0	31,050
DELTAM SYSTEMS, INC.	171,600	0	171,600	0
DELTEC ELECTRONICS CORP.	21,746	21,746	0	17,885
DELTECH, INC.	78,715	78,715	0	0
DENEB ROBOTICS, INC.	678,403	678,403	0	0
DENISH, HERBERT M. & ASSOCIATES, INC.	25,000	25,000	0	25,000
DENSAND, INC.	4,938	4,938	0	4,938
DENSE PAC MICROSYSTEMS, INC.	14,585	14,585	0	14,585
DENTON VACUUM, INC.	16,109	0	16,109	0
DENTSPLY	1,213	1,213	0	0
DENVER CABLE & CONNECTOR, INC.	20,000	0	20,000	0
DENVER DUBBING, INC.	2,300	2,300	0	0
DEPOSITECH, INC.	1,500	1,500	0	0
DERR ENTERPRISES	80,000	80,000	0	80,000
DESAI, CHANDRAKANT S.	10,000	10,000	0	0
DESERT ANALYTICS	3,450	3,450	0	0
DESERT GLASS WORKS, INC.	7,450	7,450	0	0
DESERT MOUNTAIN OIL	27,600	27,600	0	0
DESERT PAPER & ENVELOPE CO., INC.	4,463	4,463	0	4,463
DESIGN PACIFICA	2,494	894	1,600	0
DESIGN PROFESSIONALS, INC.	152,208	152,208	0	152,208
DESIGN SILK SCREEN PRINTERS	3,290	3,290	0	3,290
DESIGN SYNTHESIS, INC.	5,000	5,000	0	0
DESIGN WORKSHOP	20,966	20,966	0	0
DESIGNATRONICS, INC.	4,600	4,600	0	0
DESPATCH INDUSTRIES	26,254	25,399	855	0
DETAILS, INC.	19,464	19,464	0	0
DETEC VISION SYSTEMS	8,400	8,400	0	0
DETECTION LIMIT TECHNOLOGY	4,750	4,750	0	0
DETECTION SYSTEMS, INC.	9,835	0	9,835	0
DETECTOR ELECTRONICS CORP.	1,473	0	1,473	0
DETECTOR TECHNOLOGY, INC.	2,040	2,040	0	0
DETROIT DIESEL CORP.	50,646	50,646	0	0
DETTMANN, DAVID B., SR.	57,000	57,000	0	57,000
DEVCO CORP.	1,110	1,110	0	0
DEVELOPMENT TECHNOLOGY LABS, INC. (DTLI)	118,972	118,972	0	118,972
DEVINE COMPUTER SALES	1,206	1,206	0	0
DEVLIEG-BULLARD SERVICES GROUP	3,943	3,943	0	0
DEWCO WATER EQUIPMENT, INC.	3,467	3,467	0	0
DEXTER CORP., THE	28,470	26,044	2,425	0
DH INSTRUMENTS, INC.	8,056	8,056	0	0

Supplier Name	Total \$	SNL/NM \$	SNL/CA \$	NM \$
DIAGNOSTIC MARKETING CORP.	5,074	5,074	0	5,074
DIALOG INFORMATION SERVICES, INC.	995,499	970,106	25,393	0
DIALOGIC	3,300	0	3,300	0
DIAMOND MICRO SOLUTIONS	2,748	0	2,748	0
DIAMOND PRESS, INC.	12,851	12,693	158	12,851
DIAMOND TRAFFIC PRODUCTS	2,238	2,238	0	0
DIAMONITE	28,414	27,878	536	0
DIAQUEST, INC.	4,095	0	4,095	0
DICING TECHNOLOGY, INC.	1,052	1,052	0	0
DICK, A. B. CO.	18,452	8,555	9,897	8,555
DICK, A. B./ITEK	4,017	0	4,017	0
DICTAPHONE CORP.	31,856	513	31,343	513
DIELECTRIC SCIENCES, INC.	31,505	31,505	0	0
DIESEL TECHNOLOGY CO.	13,074	0	13,074	0
DIGI COLOR, LTD.	15,000	15,000	0	15,000
DIGI-KEY CORP.	18,967	16,173	2,793	0
DIGI-SPEC CORP.	3,240	3,240	0	0
DIGITAL CREATIONS, INC.	1,395	1,395	0	0
DIGITAL DESIGN, INC.	30,590	30,590	0	0
DIGITAL EQUIPMENT CORP.	3,758,425	3,320,955	437,469	3,112,817
DIGITAL INSTRUMENTATION TECHNOLOGY, INC. (DIT)	1,396	1,396	0	1,396
DIGITAL INSTRUMENTS, INC.	104,520	103,020	1,500	0
DIGITAL LINK CORP.	37,568	37,568	0	0
DIGITAL MOTOR	1,190	1,190	0	0
DIGITAL SYSTEMS RESEARCH	82,000	0	82,000	0
DIGITAL TECHNOLOGY ASSOC., INC.	23,542	23,542	0	0
DIGITAL TOOLS, INC.	3,690	3,690	0	0
DIGITALK, INC.	1,350	1,350	0	0
DIGITRAX, INC.	20,228	20,228	0	0
DILLON QUALITY PLUS	1,665	1,665	0	0
DIMETRICS, INC./TALLEY INDUSTRIES	1,126	1,126	0	0
DIONEX CORP.	22,243	11,111	11,132	0
DIRECT COMMUNICATIONS	2,958	0	2,958	0
DIRECT POWER & WATER CORP.	14,384	14,384	0	14,384
DIRECT TECH SYSTEMS, INC.	2,393	2,393	0	0
DIRECTED ENERGY, INC.	10,373	10,373	0	0
DIRECTED PERCEPTION	7,545	7,545	0	0
DIRECTION TECHNOLOGY, INC.	24,104	24,104	0	0
DIRT CHEAP DRIVES	3,861	3,861	0	0
DISCO DISPLAY HOUSE, INC.	4,219	4,219	0	4,219
DISPOSAL SAFETY, INC.	75,000	75,000	0	0
DISTANT MIRROR	5,810	0	5,810	0
DITCH WITCH OF NEW MEXICO, INC.	2,549	2,549	0	2,549
DIVELY SCALE CO., INC.	24,340	24,340	0	24,340
DIVERSIFIED COMPUTER RESOURCES	3,200	0	3,200	0
DIVERSIFIED ELECTRONICS, INC.	24,576	24,576	0	0
DIVERSIFIED INSPECTIONS, INC.	1,812,500	1,812,500	0	0
DIVERSIFIED OFFICE SYSTEMS, INC.	1,990	1,990	0	1,990
DIVERSIFIED TECHNOLOGY, INC.	14,073	4,196	9,877	0
DIVERSUS, INC.	927,658	927,658	0	927,658
DIVISION INCORP	4,830	0	4,830	0
DIVISION, INC.	5,999	0	5,999	0
DIXON PAPER CO., INC.	656,971	656,971	0	656,971
DLT TRUCK STRAPS, INC.	10,446	10,446	0	10,446
DLM MACHINING	5,845	5,845	0	5,845
DMA TECHNOLOGIES, INC.	1,670	1,670	0	0
DMK TEK, INC.	3,377	3,377	0	0
DOALL	69,557	59,626	9,931	59,626

Supplier Name	Total \$	SNL/NM \$	SNL/CA \$	NM \$
DODGEN, CHARLES P. & ASSOCIATES	421,000	421,000	0	421,000
DOLCH COMPUTER SYSTEMS	24,020	24,020	0	0
DOMINGUEZ, INC.	104,711	104,711	0	104,711
DOMINION SERVICES, INC.	3,600,000	3,600,000	0	0
DOMINO COMPUTER	36,294	0	36,294	0
DOM'S SURPLUS	1,297	0	1,297	0
DONN, JACK	85,000	85,000	0	0
DON'S HI-FIDELITY	2,230	2,230	0	0
DORNFELD, DR. DAVID	33,300	0	33,300	0
DOUGLAS ELECTRONICS, INC.	8,290	8,290	0	0
DOURON, INC.	5,330	5,330	0	0
DOVE, RAYMOND P.	4,500	4,500	0	0
DOW CHEMICAL CO.	1,565	0	1,565	0
DOW JONES NEWS/RETRIEVAL	5,000	5,000	0	0
DOWCRAFT CORP.	5,945	5,945	0	0
DP ELECTRONICS	37,453	28,028	9,425	0
DP ENTERPRISES, INC.	12,332,134	12,332,134	0	12,332,134
DP SERVICES	2,000	0	2,000	0
DPA LABS, INC.	3,257	3,257	0	0
DR CONSULTANTS	11,691	11,691	0	11,691
DRAKE, R. L. CO.	1,356	1,356	0	0
DRAPERIES BY ADELA	1,928	1,928	0	1,928
DRESSER INDUSTRIES, INC.	14,110	4,900	9,210	0
DREW RESOURCE CORP.	2,895	0	2,895	0
DREZ ENVIRONMENTAL ASSOCIATES	300,000	300,000	0	300,000
DRIVE TRAIN SOUTHWEST	3,509	3,509	0	3,509
DRI/MCGRAW-HILL	7,731	7,731	0	0
DROPLET MEASUREMENT TECHNOLOGY	1,800	1,800	0	0
DRU INDUSTRIES	1,600	1,600	0	1,600
DRUCK, INC.	41,277	41,277	0	40,857
DRUMMOND, GARRETT B.	21,000	0	21,000	0
DRYDEN ENGINEERING CO., INC.	36,144	36,144	0	0
DRYTEK	20,000	20,000	0	0
DSET LABORATORIES, INC.	5,000	5,000	0	0
DSP DEVELOPMENT CORP.	6,965	6,965	0	0
DSP RESEARCH	4,995	4,995	0	0
DSP TECHNOLOGY, INC.	71,747	63,034	8,714	16,510
DTM CORP.	3,750	3,750	0	0
DUBLIN POWER EQUIPMENT	1,562	0	1,562	0
DUCON ENVIRONMENTAL SYSTEMS, INC.	35,167	0	35,167	0
DUKE CITY BUMPER SUPPLY	1,000	1,000	0	1,000
DUKE CITY CHAPTER OF RSES	6,490	6,490	0	6,490
DUKE CITY DISTRIBUTING	153,103	153,103	0	153,103
DUKE CITY FIRE & POLICE EQUIPMENT	26,733	26,733	0	26,733
DUKE SCIENTIFIC CORP.	1,645	1,645	0	0
DUMEL CORP.	19,306	0	19,306	0
DUN & BRADSTREET, INC.	13,350	13,350	0	0
DUNIWAY STOCKROOM CORP.	2,108	1,531	577	0
DUPONT DE NEMOURS, E. I. & CO., INC.	295,913	272,535	23,378	0
DUPONT NDT SYSTEMS	6,990	6,990	0	0
DUQUESNE UNIVERSITY	10,000	10,000	0	0
DURA MAGNETICS	3,592	3,592	0	0
DURALAB EQUIPMENT CORP.	12,047	0	12,047	0
DUST COLLECTING EQUIPMENT	3,008	3,008	0	0
DUX SOFTWARE	1,573	1,573	0	0
DWIGHT'S GLASS & MIRROR	1,202	1,202	0	1,202
DWYER INSTRUMENTS, INC.	5,363	3,767	1,596	0
DWYER, PROF. HARRY A.	30,000	0	30,000	0
DX COMMUNICATIONS, INC.	5,430	5,430	0	0

Supplier Name	Total \$	SNL/NM \$	SNL/CA \$	NM \$
DYER ENERGY SYSTEMS, INC.	35,784	35,784	0	0
DYMA ENGINEERING, INC.	40,127	40,127	0	40,127
DYMEC, INC.	5,080	5,080	0	0
DYNAALLOY, INC.	3,870	3,870	0	0
DYNAMIC AIR ENGINEERING	2,500	2,500	0	0
DYNAMIC COMPUTER PRODUCTS	6,390	6,390	0	0
DYNAMIC DIFFERENCE, THE	1,221	1,221	0	0
DYNAMIC GRAPHICS	1,526	611	915	0
DYNAMIC INSTRUMENTS	7,900	7,900	0	0
DYNAMIC SCIENCES, INC.	3,604	3,604	0	0
DYNAMIC SYSTEMS, INC.	10,595	5,748	4,847	0
DYNAOPTIC MOTION	25,006	25,006	0	0
DYNAPACE CORP.	50,080	50,080	0	0
DYNASEN, INC.	41,344	41,344	0	0
DYNATECH TACTICAL COMMUNICATIONS, INC.	1,096	1,096	0	0
E&M SALES, INC.	1,100,279	1,100,279	0	1,099,615
E TIP, INC.	1,699	1,699	0	0
EAGLE ALLOY CORP.	13,865	13,865	0	0
EAGLE WICHITA	4,632	4,632	0	0
EAGLE-PICHER INDUSTRIES, INC.	308,115	308,115	0	0
EAGLEWARE	3,224	3,224	0	0
EALING ELECTRO-OPTICS, INC.	8,637	8,000	637	0
EARTH DATA ANALYSIS CENTER	1,000	1,000	0	1,000
EARTH OBSERVATION SATELLITE CO.	14,000	14,000	0	0
EAST AVENUE SERVICES, INC.	1,315	0	1,315	0
EAST BAY BLUEPRINT & SUPPLY CO.	3,267	0	3,267	0
EASTMAN	20,790	0	20,790	0
EASTMAN CHEMICAL PRODUCTS, INC.	2,458	2,458	0	0
EASTMAN CHERRINGTON ENVIRONMENTAL	7,834	7,834	0	7,834
EASTMAN KODAK CO.	812,414	388,226	424,189	277,132
EATON CORP.	26,114	12,076	14,038	0
EBARA TECHNOLOGIES, INC.	28,012	23,782	4,230	0
EBERLINE INSTRUMENT CORP.	368,157	367,682	475	368,157
EBERT & ASSOCIATES, INC.	89,400	89,400	0	89,400
EBG, INC.	9,252	9,252	0	0
ECHELON	36,694	36,694	0	0
ECI SYSTEMS & ENGINEERING	10,000	10,000	0	0
ECLIPSE TECHNOLOGY, INC.	2,500	2,500	0	0
ECODYNAMICS RESEARCH ASSOCIATES, INC.	719,124	719,124	0	719,124
ECOLOGY SYSTEMS	4,126	4,126	0	0
ECOLOGY & ENVIRONMENT, INC.	691,666	691,666	0	691,666
ECRM	13,269	13,149	120	0
ECSI-EAG INTERNATIONAL	22,894	22,894	0	0
ECTRON CORP.	43,093	43,093	0	42,518
EDDLEMAN INDUSTRIES, INC.	7,658	6,715	944	7,658
EDDY, LES & SONS GENERAL CONTRACTORS	3,000	3,000	0	3,000
EDLER INDUSTRIES, INC.	102,360	102,360	0	0
EDLOW INTERNATIONAL CO.	20,000	20,000	0	0
EDM SUPPLIES, INC.	26,307	12,953	423	0
EDMUND SCIENTIFIC CO.	27,103	20,202	6,900	0
EDO CORP.	264,000	264,000	0	0
EDTECH	53,785	0	53,785	0
EDUCALC	5,651	3,050	2,601	0
EDUCATION DEVELOPMENT CENTER, INC.	214,958	214,958	0	0
EDUCATIONAL INDUSTRIAL SYSTEMS, INC. (EISI)	376,155	0	376,155	0
EDUCATIONAL RESOURCES, INC.	1,358	1,358	0	0
EDUCATIONAL SERVICES INSTITUTE (ESI)	7,700	7,700	0	0
EDWARDS HIGH VACUUM INTERNATIONAL	41,839	41,839	0	41,839
EF DATA CORP.	49,300	49,300	0	0

Supplier Name	Total \$	SNL/NM \$	SNL/CA \$	NM \$
EFD DISPENSING COMPONENTS, INC.	3,404	3,404	0	0
EFI'S DISCOUNT COMPUTERS	46,492	0	46,492	0
EFOS, INC.	9,990	9,990	0	0
EGGELHOF, INC.	4,408	4,408	0	4,408
EGGHEAD SOFTWARE	50,432	31,373	19,059	2,150
EGOLTRONICS CORP.	4,049	4,049	0	0
EG&G ASTROPHYSICS RESEARCH CORP.	17,013	17,013	0	0
EG&G CANADA, LTD.	11,943	11,943	0	0
EG&G FLOW TECHNOLOGY	6,795	6,795	0	0
EG&G INSTRUMENTS, INC.	186,441	186,016	425	0
EG&G INTERNATIONAL, INC.	45,501	44,580	921	0
EG&G JUDSON	46,101	46,101	0	0
EG&G MANAGEMENT SYSTEMS, INC.	4,286,023	4,286,023	0	4,286,023
EG&G NUCLEAR INSTRUMENTS	166,867	159,684	7,184	4,250
EG&G OPTOELECTRONICS	5,840	280	5,560	0
EG&G ORTEC	90,605	89,780	825	0
EG&G RETICON CORP.	7,950	7,625	325	0
EG&G SOLID STATE PRODUCTS	3,820	660	3,160	0
EG&G SPECIAL PROJECTS, INC.	8,120,490	8,120,490	0	8,120,490
EG&G, INC.	12,580,434	12,578,080	2,354	5,740
EIDSON STEEL PRODUCTS	34,699	34,699	0	34,699
800-SOFTWARE, INC.	62,000	874	61,126	0
80/20, INC.	10,961	10,961	0	0
EIP MICROWAVE, INC.	21,450	21,450	0	0
EK PHOTONICS	1,848	1,848	0	0
EL MIRADOR ARTS, INC.	1,347	1,347	0	1,347
ELBEX AMERICA, INC.	3,504	3,504	0	0
ELCON, INC.	2,770	2,770	0	0
ELDER EQUIPMENT LEASING, INC.	2,730	2,730	0	2,730
ELDER, NEIL & ASSOCIATES, INC.	11,629	11,629	0	11,629
ELE INTERNATIONAL, INC.	3,058	3,058	0	0
ELECTRIC MELTING SERVICES	3,425	3,425	0	0
ELECTRIC MOTOR CO., INC.	1,725	1,725	0	1,725
ELECTRIC SWITCHES, INC.	1,063	1,063	0	0
ELECTRICAL INSTRUMENT SERVICE, INC.	8,680	8,680	0	0
ELECTRICAL INSULATION SUPPLIERS (EIS)	1,791	1,791	0	0
ELECTRICAL SYSTEMS ANALYSIS, INC.	13,505	13,505	0	0
ELECTRICOM, INC.	3,495	3,495	0	0
ELECTRIM CORP.	3,250	3,250	0	0
ELECTRO AIR CORP.	1,647	1,647	0	0
ELECTRO FAB	42,148	42,148	0	42,148
ELECTRO GLASS PRODUCTS	1,140	1,140	0	0
ELECTRO OPTICS TECHNOLOGY, INC.	4,495	500	3,995	0
ELECTRO PLASMA, INC.	16,931	16,931	0	0
ELECTRO PLATE CIRCUITRY, INC.	36,850	36,850	0	0
ELECTRO RENT CORP.	3,750	3,750	0	0
ELECTRO SCIENTIFIC INDUSTRIES, INC.	1,895	1,895	0	0
ELECTRODES, INC.	3,025	3,025	0	0
ELECTRO-FILMS	1,024	1,024	0	0
ELECTROFORMED NICKEL	5,820	0	5,820	0
ELECTROGLAS, INC.	205,773	205,773	0	0
ELECTROGRIP	9,700	9,700	0	0
ELECTRO-JET TOOL & MFG CO.	22,046	22,046	0	22,046
ELECTRO-MAGNETIC PROCESSES, INC.	788,745	788,745	0	0
ELECTROMARK	3,250	3,250	0	0
ELECTRO-MARKETING	7,185	7,185	0	0
ELECTRON TUBES, INC.	11,656	0	11,656	0
ELECTRONIC CONTROLS DESIGN	4,327	4,327	0	0
ELECTRONIC DATA SYSTEMS CORP.	4,320	4,320	0	0

Supplier Name	Total \$	SNL/NM \$	SNL/CA \$	NM \$
ELECTRONIC DESIGNS, INC.	4,958	4,958	0	0
ELECTRONIC DEVICES CO., INC.	67,636	67,636	0	67,636
ELECTRONIC ENGINEERING INNOVATIONS	1,591	1,591	0	1,591
ELECTRONIC EQUIPMENT BANK, INC.	41,284	41,284	0	0
ELECTRONIC INDUSTRIES ASSN.	2,680	2,680	0	0
ELECTRONIC INNOVATIONS CORP.	2,607	2,375	232	0
ELECTRONIC MATERIALS PROCESSING RESEARCH LABORATORY (EMPRL)	1,000	1,000	0	0
ELECTRONIC MEASUREMENTS, INC.	1,195	0	1,195	0
ELECTRONIC METAL PRODUCTS, INC.	372,692	372,692	0	0
ELECTRONIC NAVIGATION INDUSTRIES, INC. (ENI)	6,615	6,615	0	6,615
ELECTRONIC PARTS CO., INC.	66,488	66,488	0	66,488
ELECTRONIC PARTS INVENTORY	11,562	0	11,562	0
ELECTRONIC SOLUTIONS, INC.	8,998	8,998	0	8,998
ELECTRONIC SYSTEMS USA	3,740	3,740	0	0
ELECTRONICS SPACE PRODUCTS, INC. (ESPI)	3,399	3,334	65	0
ELECTRO-OPTICAL SERVICES, INC.	4,000	2,000	2,000	0
ELECTROPHYSICS CORP.	29,535	8,545	20,990	4,845
ELECTROSTACK PRODUCTS CO.	105,936	100,587	5,349	0
ELECTROSPACE SYSTEMS, INC.	5,000	5,000	0	0
ELECTROSYNTHESIS CO., INC., THE	8,143	8,143	0	0
ELECTROTECH SYSTEMS	10,190	10,190	0	0
ELECTRO-TEST, INC.	19,765	19,765	0	750
ELEK-TEK	1,180	1,180	0	0
ELEMENTAL RESEARCH APPLICATION SOFTWARE, INC. (ERAS)	19,000	19,000	0	0
ELF INDUSTRIES, INC.	1,168	0	1,168	0
ELGAR CORP.	61,875	61,875	0	30,250
ELLEN EQUIPMENT CO.	141,599	141,599	0	141,599
ELLISON EDUCATIONAL EQUIPMENT, INC.	2,733	2,733	0	0
ELLISON MACHINERY	355,200	0	355,200	0
ELMA ELECTRONIC, INC.	14,266	13,869	398	0
ELMEC TECHNOLOGY OF AMERICA, INC.	1,525	1,525	0	0
ELMO ELECTRONICS, INC.	3,790	3,790	0	0
ELMO MANUFACTURING CORP.	2,403	2,403	0	0
ELNIK SYSTEMS	3,150	3,150	0	0
ELO TOUCH SYSTEMS	4,110	4,110	0	1,350
ELOQUENT SYSTEMS, INC.	1,010	1,010	0	0
ELSEVIER SCIENCE PUBLISHING CO., INC.	1,906	449	1,457	0
ELTEC INSTRUMENTS, INC.	4,366	4,366	0	0
EM INDUSTRIES, INC.	3,885	3,000	885	0
EM RESEARCH ENGINEERING, INC.	26,190	26,190	0	0
EMACO, INC.	27,540	27,540	0	0
EMAK & ASSOCIATES	30,000	30,000	0	30,000
EMBEE, INC.	4,570	0	4,570	0
EMCO	5,974	5,974	0	0
EMCORE CORP.	179,186	179,186	0	0
EMED COMPANY, INC.	4,729	1,074	3,655	0
EMERGENCY INFORMATION SYSTEM, INC.	45,255	45,255	0	0
EMERSON ELECTRIC CO.	33,602	33,602	0	0
EMERSON & CUMMINGS	8,326	7,790	537	0
EMERY, DAVID CO., THE	3,741	3,741	0	0
EMF SYSTEMS, INC.	7,350	7,350	0	0
EMKAY MANUFACTURING, INC.	4,141	4,141	0	0
EMORY UNIVERSITY	49,615	0	49,615	0
EMPAK, INC.	1,440	1,440	0	447
EMPIRE SAFETY	5,414	0	5,414	0
EMS TECHNOLOGIES, INC.	45,163	45,163	0	0
EMULATION TECHNOLOGY, INC.	18,614	18,614	0	0

Supplier Name	Total \$	SNL/NM \$	SNL/CA \$	NM \$
ENCO MANUFACTURING CO.	2,574	185	2,389	0
ENCYCLOPEDIA BRITANNICA	47,999	47,159	840	0
ENDECO/YSI	6,632	0	6,632	0
ENDEVCO CORP.	19,398	19,398	0	0
ENDRESS & HAUSER, INC.	3,675	3,675	0	0
ENERDYNE TECHNOLOGIES, INC.	24,900	24,900	0	0
ENERGETICS, INC.	878,750	878,750	0	0
ENERGY BALANCE, INC.	70,000	70,000	0	70,000
ENERGY BEAM SCIENCES, INC.	20,544	10,416	10,128	0
ENERGY CONCEPTS CO.	53,353	53,353	0	0
ENERGY RESEARCH & GENERATION, INC.	11,620	7,020	4,600	0
ENERGY & ENVIRONMENTAL RESEARCH CORP. (EER)	63,585	0	63,585	0
ENERPRO	2,316	2,316	0	0
ENER-TECH AUTOMATED CONTROL SYSTEMS, INC.	49,000	49,000	0	49,000
ENGELHARD CORP.	17,807	17,807	0	0
ENGINEERED DATA PRODUCTS	8,228	8,228	0	0
ENGINEERED EQUIPMENT, INC.	37,193	37,193	0	37,193
ENGINEERING CONSTRUCTORS, INC.	1,412,156	1,412,156	0	1,412,156
ENGINEERING MACHINE TOOL MFG. & WELDING	15,280	15,280	0	15,280
ENGINEERING MECHANICS ASSOC., INC.	55,000	55,000	0	0
ENGINEERING MECHANICS RESEARCH CORP. (EMRC)	5,500	5,500	0	0
ENGINEERING SCIENCE & ANALYSIS (ESA)	90,000	90,000	0	90,000
ENGINEERING SPECIFICS ASSOCIATION	2,965	0	2,965	0
ENGIS CORP.	5,349	5,131	219	0
ENGLISH ELECTRIC VALVE, INC.	4,263	4,200	63	0
ENI POWER SYSTEMS, INC.	5,631	5,631	0	0
ENIGMA LOGIC, INC.	11,050	11,050	0	0
ENMET CORP.	1,020	0	1,020	0
ENON MICROWAVE, INC.	13,800	13,800	0	0
ENSCO, INC.	72,310	72,310	0	0
ENSECO	400,000	400,000	0	0
ENSIGN-BICKFORD CO., THE	32,313	32,313	0	0
ENSIGN-BICKFORD OPTICS CO.	2,305	2,305	0	0
ENSYS ENVIRONMENTAL PRODUCTS	18,130	18,130	0	0
ENTECH, INC.	10,000	10,000	0	0
ENTERPRISE ELECTRICAL SERVICES, INC.	5,304,891	5,304,891	0	5,304,891
ENTERPRISE SOLUTIONS, INC.	10,000	10,000	0	0
ENTHONE-OMI, INC.	4,292	3,837	455	0
ENTRAN DEVICES, INC.	4,337	4,337	0	0
ENTRE COMPUTER CENTER	348,371	348,371	0	348,371
ENVIRCO CORP.	5,700	5,700	0	5,700
ENVIRONMENTAL CONTAINER SYSTEMS, INC.	13,088	13,088	0	0
ENVIRONMENTAL DEVICES	3,900	3,900	0	0
ENVIRONMENTAL DIMENSIONS, INC.	1,020,000	1,020,000	0	1,020,000
ENVIRONMENTAL INSTRUMENTS CO.	6,387	6,387	0	0
ENVIRONMENTAL RESOURCE ASSOCIATES	7,313	7,313	0	0
ENVIRONMENTAL SERVICES, INC.	600,000	600,000	0	600,000
ENVIRONMENTAL SYSTEMS RESEARCH INST., INC. (ESRI)	126,025	126,025	0	0
ENVIRONMENTAL TECHNOLOGIES GROUP, INC.	159,229	0	159,229	0
ENVIRONMETRICS, INC.	18,402	18,402	0	0
ENVIRO-TECH SERVICES	3,844	3,844	0	0
ENVIROTRONICS, INC.	4,570	4,570	0	0
ENVISIONS SOLUTIONS TECHNOLOGY, INC.	8,759	8,759	0	0
EOA SYSTEMS, INC.	82,130	82,130	0	0
EOA, INC.	200,000	0	200,000	0

Supplier Name	Total \$	SNL/NM \$	SNL/CA \$	NM \$
EOIS CORP.	20,000	20,000	0	0
EPE TECHNOLOGIES, INC.	3,265	3,265	0	0
EPI	7,340	7,340	0	0
EPITAXIAL PRODUCTS, INC.	53,905	53,905	0	0
EPITAXX, INC.	5,315	5,315	0	0
EPIX, INC.	1,325	530	795	0
EPNER TECHNOLOGY, INC.	2,500	2,500	0	0
EPOXY TECHNOLOGY, INC.	1,614	1,198	416	0
EQE INTERNATIONAL, INC.	15,000	15,000	0	0
EQUIFAX SERVICES	4,000	0	4,000	0
EQUIPTO ELECTRONICS CORP.	13,929	13,929	0	0
EQUITABLE LIFE	228,008	228,008	0	228,008
ER SYSTEMS	1,144	1,144	0	1,144
ERDAS, INC.	67,225	67,225	0	0
ERDMAN'S MACHINE SHOP	6,056	6,056	0	6,056
ERGO COMPUTING	10,246	0	10,246	0
ERGONOMIC DESIGN, INC.	7,705	0	7,705	0
ERGOTRON, INC.	2,480	2,480	0	0
ERICKSON GENERAL ELECTRIC	3,113	3,113	0	3,113
ERICSSON GENERAL ELECTRIC	1,236	0	1,236	0
ERM PROGRAM MANAGEMENT CO.	213,965	213,965	0	213,965
ES MICROWARE	5,290	3,801	1,489	0
ESCO PRODUCTS	10,472	8,782	1,690	0
ESH, INC.	2,000	2,000	0	0
ESPINOSA PHOTO SYSTEMS	18,595	0	18,595	0
ESSCO EMERGENCY SERVICES SUPPLY CO.	1,769	1,769	0	1,769
ESSENTIAL COMMUNICATIONS	56,205	56,205	0	56,205
ESSENTIAL SEMINARS	1,278	1,278	0	0
ESSI SYSTEMS, INC.	4,161	3,375	786	0
ESTECH	1,950	0	1,950	0
ET SYSTEMS, INC.	8,703	8,703	0	0
ETEC	5,288	5,288	0	5,288
E-TEK, INC.	2,703	100	2,603	0
ETREMA PRODUCTS, INC.	2,050	2,050	0	0
ETSC GOVERNMENT SERVICES, INC.	998,000	998,000	0	0
EUREKA LABORATORIES	1,235	0	1,235	0
EUROTHERM CONTROLS, INC.	3,865	3,305	560	0
EVANS CONSOLES	9,950	9,950	0	0
EVANS CO.	6,664	6,664	0	0
EVANS EAST	30,325	30,325	0	0
EVANS, CHARLES & ASSOCIATES	1,112,628	1,112,028	600	0
EVCOR	5,084	5,084	0	5,084
EVERETT CO., THE	2,751	2,751	0	2,751
EVERGREEN AIR CENTER	9,358	9,358	0	0
EVERGREEN INFORMATION TECHNOLOGIES	1,475	1,475	0	0
EVERGREEN LASER TECHNOLOGIES	7,500	7,500	0	0
EVERSON ELECTRIC CO.	4,999	4,999	0	0
EVRA, INC.	2,812	1,159	1,653	0
EVS/TRANSCOM	2,387	0	2,387	0
EWING TECHNICAL DESIGN, INC.	627,135	627,135	0	627,135
EWING, RICHARD E.	10,000	10,000	0	0
EXABYTE CORP.	10,213	5,647	4,566	0
EXCALIBUR SYSTEMS, INC.	11,775	11,775	0	0
EXCEL CONTROL LASER	8,000	8,000	0	0
EXCEL MANUFACTURING, INC.	73,927	73,927	0	73,927
EXCEL TECHNICAL & ENVIRONMENTAL SERVICES, INC.	243,700	243,700	0	243,700
EXCEL TECHNOLOGIES, INC.	1,595	1,595	0	0
EXCEL TEMPORARY STAFFING, INC.	544,700	544,700	0	544,700

Supplier Name	Total \$	SNL/NM \$	SNL/CA \$	NM \$
EXCELLENCE IN TRAINING	5,775	5,775	0	0
EXCITON, INC.	22,798	12,100	10,698	0
EXECUTIVE GALLERY, INC., THE	2,971	1,550	1,421	0
EXECUTIVE SUCCUSS	48,500	48,500	0	0
EXECUTONE INFORMATION SYSTEMS, INC.	2,220	2,220	0	0
EXELTECH	2,666	2,666	0	0
EXEMPLAR LOGIC, INC.	28,750	28,750	0	0
EXERCISE EQUIPMENT OF NEW MEXICO	23,987	23,987	0	23,987
EXERGEN CORP.	1,270	1,270	0	0
EXETER ANALYTICAL, INC.	1,092	1,092	0	0
EXFO	40,170	40,170	0	4,850
EXIDE ELECTRONICS CORP.	45,748	45,551	197	0
EXIDE LIGHTGUARD	112,719	112,719	0	112,719
EXPERIMENT STRATEGIES FOUNDATION, THE	1,000	1,000	0	0
EXPERTSOFT	50,000	0	50,000	0
EXPERT CHOICE, INC.	1,196	1,196	0	0
EXPERT TECH, INC.	5,356	5,356	0	0
EXPERTECH, INC.	15,438	15,438	0	0
EXSIL, INC.	100,000	100,000	0	0
EXSYS, INC.	17,995	13,995	4,000	17,995
EXTENDED SYSTEMS, INC.	1,194	1,194	0	0
EXTREL CORP.	1,940	0	1,940	0
F&H CONSTRUCTION	79,488	0	79,488	0
FABRI COTE	1,968	1,968	0	0
FABRIC DEVELOPMENT, INC.	136,746	136,746	0	0
FABTRONICS CO.	11,941	0	11,941	0
FACILITRAC	1,200	0	1,200	0
FACILITY MANAGEMENT SYSTEMS, INC.	25,550	25,550	0	0
FACS FOR OFFICES, INC.	12,723	0	12,723	0
FAHRBACH, GARTH R.	10,000	10,000	0	10,000
FAILURE ANALYSIS ASSOC.	45,115	45,115	0	0
FAIR--RITE PRODUCTS CORP.	4,550	4,550	0	0
FAKESPACE, INC.	155,400	155,400	0	0
FALCON BRIDGE	9,924	9,924	0	0
FALCON MICROSYSTEMS	810,277	700,142	110,135	52,909
FALCON SYSTEMS, INC.	225,091	70,244	154,847	0
FAMILY PHOTO & VIDEO	1,404	1,404	0	0
FANUC ROBOTICS CORP.	22,297	22,297	0	0
FANUC ROBOTICS NORTH AMERICA, INC.	531,373	531,373	0	0
FANUC USA CORP.	2,162	2,162	0	0
FAR WEST CAPITAL, INC.	25,000	25,000	0	0
FAR WEST PRINTING & STATIONERS	1,823	0	1,823	0
FARALLON COMPUTING, INC.	14,325	1,743	12,582	0
FARGO ELECTRONICS, INC.	13,877	8,775	5,102	0
FAST FORWARD VIDEO	111,915	111,915	0	0
FAST SIGNS	4,381	935	3,446	935
FAST--DAQ	1,490	1,490	0	0
FASTECH INTEGRATION, INC.	3,800	3,800	0	0
FASTENER DEPOT	4,170	0	4,170	0
FASTENER SPECIALTY	2,725	2,725	0	0
FASTORQ BOLTING SYSTEMS, INC.	4,560	4,560	0	0
FASTPULSE TECHNOLOGY, INC.	7,500	7,500	0	0
FAXLAND CORP.	1,395	1,395	0	0
FAXON CO., THE	556,404	556,404	0	0
FEDCOM MICROSOURCE, INC.	91,460	91,460	0	91,460
FEDERAL MEDIA, INC.	7,962	0	7,962	0
FEDERAL PRODUCTS CO.	8,000	8,000	0	0
FEDERAL PUBLICATIONS, INC.	24,500	24,500	0	0
FEIGIN, LEV A.	24,000	24,000	0	0

Supplier Name	Total \$	SNL/NM \$	SNL/CA \$	NM \$
FEIN FOCUS USA, INC.	4,000	4,000	0	0
FEINBERG GRADUATE SCHOOL	99,000	99,000	0	0
FEINFOCUS USA, INC.	3,000	3,000	0	0
FELTS, REBECCA	1,714	1,714	0	0
FEMTOCHROME RESEARCH, INC.	9,600	9,600	0	0
FEMTOMETRICS	18,842	18,842	0	0
FENCE FACTORY	9,018	9,018	0	0
FERGUSON SALES	1,366	0	1,366	0
FERMIONICS CORP.	151,605	151,605	0	0
FERNO WASHINGTON	1,070	0	1,070	0
FERRALLI GROUP, THE	146,273	146,273	0	0
FERRAN SCIENTIFIC	15,911	15,911	0	0
FERRELLGAS	197,052	197,052	0	197,052
FERROFLUIDICS CORP.	26,734	13,845	12,889	0
FESTO CORP.	5,110	5,110	0	0
FETZER, SCOTT CO.	1,017	0	1,017	0
FIBER INSTRUMENT SALES, INC.	2,008	173	1,835	0
FIBER OPTIC CENTER, INC.	1,041	513	529	0
FIBER OPTIC TECHNOLOGIES	433,861	433,861	0	0
FIBER OPTIONS, INC.	16,859	16,859	0	0
FIBER SENSY, INC.	69,545	69,545	0	0
FIBER & SENSOR TECHNOLOGIES, INC.	7,414	0	7,414	0
FIBERGUIDE INDUSTRIES, INC.	2,225	2,225	0	0
FIBERPLEX, INC.	101,939	101,939	0	0
FIBERTRON CORP.	35,445	34,305	1,140	28,635
FIELD PRECISION	3,398	3,398	0	3,398
FIKE CORP.	31,375	13,323	18,052	0
FILM VIDEO EQUIPMENT	7,308	7,308	0	0
FILTRONETICS, INC.	55,600	55,600	0	0
FINA, MICHAEL C. CO., INC.	329,924	329,924	0	0
FINNIGAN CORP.	34,018	34,018	0	0
FINNIGAN MAT INSTITUTE	2,250	2,250	0	0
FINTES APPLIED THERMODYNAMICS	150,000	150,000	0	0
FIREBALL ELECTRONICS	1,235	1,235	0	0
FIREFOX	2,125	2,125	0	0
FIREKING INTERNATIONAL, INC.	1,914	1,914	0	0
FIREMARK, INC.	2,000,000	2,000,000	0	2,000,000
FIRING CIRCUITS, INC.	38,630	38,630	0	0
FIRST COMPUTER SYSTEMS, INC.	8,902	8,902	0	0
FIRST SOURCE INTERNATIONAL	2,553	2,341	212	0
FISCHER CUSTOM COMMUNICATIONS (FCC)	4,104	4,104	0	0
FISCHER, W. W., INC.	3,675	3,675	0	0
FISHER SCIENTIFIC CO.	4,409,591	4,385,185	24,406	91,026
FISHER-HAMILTON SCIENTIFIC, INC.	23,522	21,249	2,273	0
FISHER, JOHN S.	2,300	2,300	0	0
FISHER, RICHARD J.	25,000	25,000	0	0
FISK COMMUNICATIONS	1,000	1,000	0	0
FISK UNIVERSITY	8,000	0	8,000	0
FISONS INSTRUMENTS, INC.	194,138	107,769	86,371	0
FITEL PHOTOMATRIX	6,650	6,650	0	0
FIVE A ELECTRIC	2,290	2,290	0	2,290
FIX AIR	8,472	0	8,472	0
FIX, JAMES E. & ASSOCIATES	50,000	50,000	0	0
FJW OPTICAL SYSTEMS, INC.	9,190	3,760	5,430	0
FLAM & RUSSELL, INC.	7,485	7,485	0	0
FLANAGAN INSTRUMENTS	8,750	8,750	0	0
FLANDERS FILTERS, INC.	1,716	1,716	0	0
FLATOW-MOORE-SHAFFER-MCCABE, INC.	94,404	94,404	0	94,404
FLEMING, DON D. CO., INC.	1,347	0	1,347	0

Supplier Name	Total \$	SNL/NM \$	SNL/CA \$	NM \$
FLETCHER MECHANICAL SERVICES	29,154	29,154	0	29,154
FLETCHER, DAVID R.	17,500	17,500	0	0
FLEXBAR, INC.	1,583	1,583	0	0
FLEXIBLE INDUSTRIAL SYSTEMS	1,055	0	1,055	0
FLEXIBLE METAL HOSE MFG CO. (FMH)	12,210	12,210	0	0
FLEXIBLE TECHNOLOGIES, INC.	1,454	1,454	0	0
FLINCHUM CONSTRUCTION CO., INC.	5,696,414	5,696,414	0	5,696,414
FLIR SYSTEMS, INC.	113,549	54,617	58,932	0
FLO-LINE TECHNOLOGY, INC.	1,880	0	1,880	0
FLORAL ARTISTRY	1,225	1,225	0	0
FLORDIA INTERNATIONAL UNIVERSITY	21,110	21,110	0	0
FLORIDA SOLAR ENERGY CENTER	200,000	200,000	0	0
FLORIDA STATE UNIVERSITY	1,179,352	1,179,352	0	0
FLOROD CORP.	1,200	0	1,200	0
FLOW SCIENCE, INC.	12,728	12,728	0	12,728
FLUENT, INC.	42,300	42,300	0	0
FLUID COMPONENTS INTERNATIONAL	2,250	2,250	0	0
FLUID CONDITIONING CO.	87,665	87,665	0	0
FLUID DYNAMICS INTERNATIONAL, INC.	54,220	54,220	0	0
FLUID GRAVITY, LTD.	50,000	50,000	0	0
FLUID METERING, INC.	3,511	3,511	0	0
FLUID POWER TECHNOLOGY	1,177	1,177	0	0
FLUID TECHNOLOGY	5,599	5,599	0	5,599
FLUKE CORP.	127,682	127,428	254	8,445
FLUOROWARE, INC.	18,806	18,555	251	0
FOCAL TECHNOLOGIES, INC.	2,268	2,268	0	0
FOCUS ENHANCEMENTS	3,733	0	3,733	0
FOCUS EXRESSIONS IN PRINT	2,773	2,773	0	2,773
FOCUS LEARNING CORP.	51,779	51,779	0	0
FOCUS SOFTWARE, INC.	1,820	1,820	0	0
FOCUSOFT, INC.	4,850	3,650	1,200	0
FOLEY, DOMINIQUE F.	25,000	25,000	0	25,000
FOLSOM RESEARCH, INC.	20,394	4,999	15,395	0
FORCE COMPUTERS, INC.	11,340	11,340	0	0
FORCE ELECTRONICS	3,791	2,967	824	0
FORE SYSTEMS, INC.	94,817	30,351	64,466	0
FOREFRONT GROUP, INC., THE	1,590	0	1,590	0
FOREIGN LANGUAGE SERVICES	85,000	85,000	0	0
FORESIGHT ELECTRONICS	1,706	1,706	0	0
FORESTRY SUPPLIERS, INC.	4,086	4,019	67	0
FORGECO	23,602	23,602	0	23,602
FORGEMASTER ORNAMENTAL IRON, INC.	6,300	6,300	0	6,300
FORK STORK MFG., INC.	24,200	24,200	0	0
FORT WAYNE WIRE DIE, INC.	1,062	1,062	0	0
FORTI ASSOCIATES, INC.	1,280	1,280	0	0
FORTUNEL SYSTEMS, INC.	7,800	7,800	0	0
FOSTER WHEELER DEVELOPMENT CORP.	2,602,182	0	2,602,182	0
FOUR CORNERS TECHNOLOGY, INC.	9,504	9,504	0	0
FOUR PHASE INDUSTRIAL	4,000	4,000	0	0
4PI ANALYSIS, INC.	9,465	0	9,465	0
4TH DIMENSION SOFTWARE, INC.	22,049	22,049	0	0
FOX BORO	9,960	0	9,960	0
FOX VALVE	8,855	0	8,855	0
FOXBORO CO., THE	4,415	2,859	1,556	0
FRACTURE MAPPING CONSULTANTS	13,000	13,000	0	0
FRAME GAME, THE	6,305	6,305	0	6,305
FRAME TECHNOLOGY CORP.	4,094	2,799	1,295	0
FRANCIS, JOHN CO., INC., THE	50,000	50,000	0	0
FRANKLIN QUEST CO.	19,245	11,722	7,522	0

Supplier Name	Total \$	SNL/NM \$	SNL/CA \$	NM \$
FRANKLIN SOFTWARE, INC.	37,381	37,381	0	0
FRANKS SUPPLY CO., INC.	9,673	9,673	0	9,673
FRANZ, INC.	29,869	29,869	0	0
FRATERNAL ORDER OF POLICE	4,900	0	4,900	0
FREQUENCY DEVICES	1,425	1,425	0	0
FREQUENCY ELECTRONICS, INC.	37,930	37,930	0	0
FREY SCIENTIFIC	10,320	10,320	0	0
FRHAM SAFETY PRODUCTS, INC.	14,249	14,249	0	0
FRICTION COATING, INC.	22,000	22,000	0	0
FRIDEN ALCATEL	5,060	0	5,060	0
FRIDENBERG RESEARCH, INC.	2,000	0	2,000	0
FRIEDMAN, DR. MELVIN	10,000	10,000	0	0
FRIENDLY COMPUTERS	30,863	30,863	0	30,863
FROMM, JOSEPH	15,000	0	15,000	0
FROST ENGINEERING SERVICE CO.	1,084	0	1,084	0
FRUEHAUF CORP.	30,973	30,973	0	30,973
FRY STEEL CO.	1,381	941	440	0
FRY'S ELECTRONICS, INC.	4,414	0	4,414	0
FSI INTERNATIONAL, INC.	115,296	115,296	0	0
FSY MICROWAVE, INC.	7,928	7,928	0	0
FTP SOFTWARE	24,430	24,115	315	0
FTS SYSTEMS, INC.	2,583	2,583	0	0
FUJI MEDICAL SYSTEMS USA, INC.	3,535	3,535	0	0
FUJI PHOTO FILM USA, INC.	28,531	50	28,481	0
FUJINON, INC.	4,915	4,915	0	0
FULCRUM CONSULTING	3,191	3,191	0	3,191
FULLAM, ERNEST F., INC.	1,815	1,407	408	0
FURON CORP.	1,772	1,066	706	0
FUSCO ABRASIVE SYSTEMS, INC.	5,500	5,500	0	0
FUSION SYSTEMS	1,600	1,600	0	0
FUTURE ELECTRONICS	5,526	5,026	500	0
FUTURE METALS, INC.	6,968	0	6,968	0
FWB, INC.	1,399	0	1,399	0
G&G INDUSTRIAL SUPPLY CO.	42,509	42,509	0	42,509
G&G METAL SPINNERS, INC.	1,050	1,050	0	0
G&S MACHINING	1,414	1,414	0	1,414
G/O CORP.	1,975	1,975	0	0
G P S TECHNOLOGIES, INC.	23,400	0	23,400	0
G2, INC.	9,990	9,990	0	0
GABALDON PLUMBING & HEATING	75,982	75,982	0	75,982
GAERTNER SCIENTIFIC CORP.	7,934	1,483	6,451	0
GAIN TECHNOLOGY	32,790	32,790	0	0
GAISER TOOL CO.	3,162	3,162	0	0
GALACTIC INDUSTRIES CORP.	12,743	10,858	1,885	0
GALAXY ADVANCED ENGINEERING	2,098	2,098	0	0
GALBRAITH LABORATORIES, INC.	11,821	1,269	10,552	0
GALIL MOTION CONTROL, INC.	3,590	3,590	0	0
GALILEO ELECTRO-OPTICS CORP.	29,589	13,239	16,350	0
GALISO	13,850	13,850	0	13,850
GALLAGHER, JAMES P.	5,685	5,685	0	5,685
GALLI, DR. ALAIN	10,000	10,000	0	0
GALLS, INC.	1,217	1,110	107	0
GAMMA HIGH VOLTAGE RESEARCH, INC.	21,360	21,360	0	0
GAMMA PRODUCTS, INC.	18,956	18,956	0	0
GAMMATRON, INC.	12,000	12,000	0	0
GAMPERT TOOL & MACHINE	6,717	6,717	0	6,717
GANDALF SYSTEMS	2,743	0	2,743	0
GARCIA, FRANK	3,500	3,500	0	3,500
GARDENSWARTZ TEAM SALES	5,338	5,338	0	5,338

Supplier Name	Total \$	SNL/NM \$	SNL/CA \$	NM \$
GARMIN INTERNATIONAL	1,728	1,728	0	0
GARNER INDUSTRIES	3,000	0	3,000	0
GARRECHT, BOB SUPPLY, INC.	35,260	35,260	0	35,260
GARRETT IEV	3,777	3,777	0	0
GARTNER GROUP	77,500	77,500	0	5,500
GAS RESEARCH INSTITUTE	2,600	2,600	0	0
GASKET PACKING SEAL SUPPLY CO. (GPS)	7,854	7,854	0	7,854
GASONICS, INC.	21,870	21,870	0	0
GASPRO	5,254	5,254	0	0
GASSER, ADOLPH, INC.	22,742	0	22,742	0
GASTECH, INC.	1,164	1,164	0	0
GATAN, INC.	164,938	135,638	29,300	0
GATEWAY 2000	3,297,101	3,203,256	93,845	0
GAUSSIAN, INC.	1,200	600	600	0
GAVIN CONSULTING	4,900	4,900	0	0
GAYLE ENTERPRISES, INC.	2,500	2,500	0	0
GAYLORD BROS., INC.	12,171	6,381	5,790	0
GBA	3,727	0	3,727	0
GBS MICROPOWER SUPPLY	7,488	7,488	0	0
G-C LUBRICANT CO.	1,888	0	1,888	0
GC MICRO	45,641	0	45,641	0
GC VIDEO CO.	497,523	497,523	0	497,523
GCC TECHNOLOGIES	2,078	1,729	349	0
GE CAPITAL MODULAR SPACE	27,070	27,070	0	20,624
GE SUPPLY	21,042	0	21,042	0
GEARCON GENERAL CONTRACTORS, INC.	905,200	905,200	0	905,200
GEARENCH, INC.	2,508	2,508	0	0
GEARY PACIFIC CORP.	6,763	0	6,763	0
GEBCO, INC.	17,563	17,563	0	17,563
GEBERT, CHARLES	6,000	6,000	0	6,000
GEC PLESSEY SEMICONDUCTORS, INC.	834,122	834,122	0	0
GEL PACK	5,130	5,130	0	0
GELEST, INC.	3,594	52	3,542	0
GEM DUGOUT, THE	5,640	1,190	4,450	0
GEM ROLLER CO.	3,470	3,470	0	3,470
GEMARK CORP.	1,000	1,000	0	0
GENERAL ATOMICS	367,193	77,193	290,000	0
GENERAL BINDING CORP.	2,456	0	2,456	0
GENERAL DATA PRODUCTS	3,800	3,800	0	0
GENERAL DATACOMM INDUSTRIES, INC.	190,667	186,863	3,804	0
GENERAL DEVICES CO., INC.	10,760	10,760	0	0
GENERAL EASTERN INSTRUMENTS	26,209	7,455	18,754	4,455
GENERAL ELECTRIC CO.	594,536	594,536	0	59,815
GENERAL ELECTRIC LIGHT	4,072	4,072	0	0
GENERAL ELECTRIC LIGHTING	28,633	28,633	0	0
GENERAL ELECTRODYNAMIC CORP.	1,200	1,200	0	0
GENERAL FIBER OPTICS, INC.	11,405	11,405	0	0
GENERAL KINETICS, INC.	22,465	22,465	0	0
GENERAL MAGNAPLATE TEXAS, INC.	1,617	1,617	0	0
GENERAL OFFICE SUPPLY CO., INC.	2,388,324	2,387,915	409	2,387,662
GENERAL OPTICS, INC.	16,810	2,418	14,392	0
GENERAL PARAMETRICS	15,051	15,051	0	8,762
GENERAL PHYSICS CORP.	87,000	87,000	0	0
GENERAL PLASTICS MFG. CO.	210,613	210,613	0	0
GENERAL SCANNING, INC.	6,495	0	6,495	0
GENERAL SIGNAL CORP.	2,612	2,258	354	0
GENERAL TECHNOLOGY CORP.	1,329,052	1,329,052	0	1,329,052
GENERAL VALVE CORP.	2,252	0	2,252	0
GENERAL, J. D.	629,023	0	629,023	0

Supplier Name	Total \$	SNL/NM \$	SNL/CA \$	NM \$
GENISCO TECHNOLOGY CORP.	3,780	3,780	0	0
GENISTAR	4,900	4,900	0	4,900
GENRAD, INC.	154,510	144,468	10,042	0
GENSYM CORP.	48,249	48,249	0	0
GENTEC, INC.	3,940	3,390	550	0
GENTEX CORP.	6,043	6,043	0	0
GENUINE PARTS CO.	410,150	410,150	0	410,150
GENUS, INC.	76,872	76,872	0	0
GEO HILLS ASSOCIATES	179,942	179,942	0	0
GEO MET DATA SERVICES, INC.	7,900	7,900	0	0
GEO SPACE CORP.	2,305	2,305	0	0
GEO-CENTERS, INC.	5,074,094	5,074,094	0	5,074,094
GEOGRAPHIC DESIGNS, INC.	1,000	1,000	0	0
GEOGRAPHIC PARADIGM COMPUTING	150,600	150,600	0	0
GEOMET SYSTEMS, INC.	6,575	0	6,575	0
GEOMETRICS	4,300	4,300	0	0
GEOPHYSICAL RESEARCH CORP.	14,172	14,172	0	0
GEOPHYSICAL & ENVIRONMENTAL RESEARCH CORP. (GER)	6,683	6,683	0	0
GEOPROBE SYSTEMS	16,733	16,733	0	0
GEORGE PRODUCTS CO., INC.	3,500	3,500	0	0
GEORGIA PACIFIC	1,571	0	1,571	0
GEORGIA TECH RESEARCH CORP.	357,244	357,244	0	0
GEOSPACE CORP.	2,155	2,155	0	0
GEOTECH ENVIRONMENTAL EQUIPMENT, INC.	3,075	2,630	445	0
GEO-TEST, INC.	3,248	3,248	0	3,248
GEO THERM, INC.	4,100	4,100	0	0
GERBER SYSTEMS CORP., THE	17,591	14,760	2,831	0
GESCAN INTERNATIONAL	26,196	26,196	0	0
GGB INDUSTRIES, INC.	20,914	20,914	0	0
GHANBARI, CHERYL M.	25,300	25,300	0	25,300
GICHNER SHELTER SYSTEMS	3,122	3,122	0	0
GIDDINGS & LEWIS, INC.	2,039	2,039	0	0
GIEDT, PROF. WARREN H.	33,000	0	33,000	0
GILBERT/COMMONWEALTH, INC.	81,115	81,115	0	0
GILIAN INSTRUMENT CORP.	9,905	8,087	1,818	0
GILLER, E. B.	42,500	42,500	0	42,500
GILLESPIE, TOM	48,500	48,500	0	0
GILSON CO., INC.	1,561	1,561	0	0
GILWAY TECHNICAL LAMP	1,383	1,383	0	0
GINER, INC.	99,938	99,938	0	0
GIVE SOMETHING BACK	28,882	0	28,882	0
GIVENS ELECTRIC, INC.	535,000	0	535,000	0
GIZMO ARMY STORE	1,433	1,433	0	1,433
GLAS-COL APPARATUS CO.	3,797	3,797	0	0
GLASS HATCH	3,116	3,116	0	3,116
GLASSCO ELECTRIC	2,668	2,668	0	0
GLASSMAN HIGH VOLTAGE, INC.	5,095	3,575	1,520	0
GLENAIR, INC.	7,621	7,621	0	0
GLESENER INDUSTRIAL	5,293	0	5,293	0
GLOBAL COMPUTER SUPPLIES	19,236	6,709	12,526	0
GLOBAL COMPUTING CONSULTANTS	3,254	3,254	0	0
GLOBAL DEVELOPMENT SERVICES, INC.	49,775	49,775	0	0
GLOBAL ENGINEERING	3,494	3,494	0	0
GLOBAL ENVIORNMENTAL SOLUTIONS	249,456	0	249,456	0
GLOBAL ENVIRONMENT & TECHNOLOGY FOUNDATION	624,043	624,043	0	0
GLOBAL EQUIPMENT CO.	2,500	0	2,500	0
GLOBAL HORIZONS	2,492	2,492	0	0

Supplier Name	Total \$	SNL/NM \$	SNL/CA \$	NM \$
GLOBALINK, INC.	1,368	1,368	0	0
GM ASSOCIATES, INC.	1,277	1,277	0	0
GM VACUUM COATING LAB	6,920	6,920	0	0
GMD SYSTEMS, INC.	4,954	4,954	0	0
GMPS SERVICE	4,660	0	4,660	0
GNB BATTERIES, INC.	24,144	24,144	0	0
GNB CORP.	146,798	19,998	126,800	0
GOAL/QPC	16,703	16,703	0	0
GOBLE, GARY D.	98,300	98,300	0	98,300
GODDARD TECHNOLOGIES CORP.	54,677	24,915	29,762	0
GOLDBERG, PAUL W.	7,680	7,680	0	7,680
GOLDEN ALTOS CORP.	2,724	2,724	0	0
GOLDEN BEAR EQUIPMENT VEHICLES, INC.	9,952	0	9,952	0
GOLDEN SOFTWARE	2,088	1,589	499	0
GOLDER ASSOCIATES, INC.	719,000	719,000	0	0
GOLDER FEDERAL SERVICES, INC.	228,000	228,000	0	0
GOLF CONCEPTS, INC.	10,446	10,446	0	0
GOMEZ—HERNANDEZ, JAIME	25,000	25,000	0	0
GONZALES, PETER	7,500	7,500	0	7,500
GOOCH BRAKE & EQUIPMENT CO.	10,414	10,414	0	0
GOOD GUYS, THE	5,545	0	5,545	0
GOODFELLOW CORP.	19,370	11,400	7,970	0
GOODMAN'S, INC.	128,454	128,454	0	128,454
GOODRICH ROOFING CO., INC.	262,172	262,172	0	262,172
GOODWAY TOOLS CORP.	3,547	3,547	0	0
GOODWIN'S, PAT OFFICE EQUIPMENT CO.	9,973	9,973	0	9,973
GORDON BRUSH MFG. CO., INC.	2,060	2,060	0	0
GORDON, LLOYD B.	16,908	16,908	0	0
GORE, W. L. & ASSOCIATES, INC.	508,417	508,417	0	0
GORMAN INDUSTRIES, INC.	30,669	30,669	0	30,669
GORMAN, FRANK W. CO. OF NEW MEXICO	3,729	3,729	0	3,729
GOULD ELECTRONICS	2,014	2,014	0	0
GOVERNMENT AUDIT TRAINING INSTITUTE	4,100	4,100	0	0
GOVERNMENT INSTITUTES, INC.	3,677	3,526	151	0
GOVERNMENT MICRO RESOURCES, INC.	28,678	28,678	0	0
GOVERNMENT TECHNOLOGY SERVICE, INC. (GTSI)	171,947	155,320	16,627	0
GOWAN CONSTRUCTION CO.	783,688	0	783,688	0
GP TECHNOLOGIES	12,895	12,895	0	0
GPF SYSTEMS, INC.	2,880	2,880	0	0
GPS STANDARD	2,006	2,006	0	0
GRABOVSKIJ, DR. EVGENIJ V.	3,200	3,200	0	0
GRACE, W. R. & CO.	5,053	5,053	0	0
GRADUATE SCHOOL USDA	5,150	5,150	0	0
GRAFOPLAST WIREMARKERS, INC.	2,186	0	2,186	0
GRAINGER, W. W., INC.	126,948	108,980	17,968	75,473
GRAM, INC.	4,391,539	4,391,539	0	4,391,539
GRANDMA'S MUSIC & SOUND	6,666	6,666	0	6,666
GRANTS STEEL SASH & DOOR, INC.	19,209	19,209	0	19,209
GRANT, JIM ASSOCIATES	3,719	3,719	0	0
GRANVILLE—PHILLIPS CO.	79,214	69,915	9,299	0
GRAPHICS TECHNOLOGIES, INC.	3,958	3,958	0	0
GRAPHITE MACHINING	8,551	0	8,551	0
GRASEBY INFRARED	17,520	16,960	560	0
GRASS VALLEY GROUP, INC.	44,894	43,248	1,646	0
GRAYBAR ELECTRIC CO., INC.	1,421,968	1,190,856	231,112	1,190,045
GRAYLINE TOURS	4,710	4,710	0	4,710
GRAYMARK INTERNATIONAL, INC.	1,213	1,213	0	0
GRE AMERICA, INC.	4,094	4,094	0	0

Supplier Name	Total \$	SNL/NM \$	SNL/CA \$	NM \$
GREAT LAKES TECHNOLOGY	4,085	4,085	0	0
GREAT PERFORMANCE, INC.	1,311	799	512	0
GREAT WESTERN CHEMICAL CO.	2,265	0	2,265	0
GREAT WESTERN SPECIALTY SYSTEMS	2,322	2,322	0	2,322
GREATHOUSE PRODUCTIONS	15,737	15,737	0	15,737
GRECO SYSTEMS	9,815	9,815	0	0
GREEK SHOPPE, THE	11,931	11,931	0	11,931
GREEN SPRING COMPUTERS	7,917	7,917	0	0
GREENSPRING COMPUTERS, INC.	4,485	4,485	0	0
GREENSTEEL	2,808	0	2,808	0
GREER, G. L. CO.	3,080	3,080	0	0
GREGORY'S TOYS	1,000	1,000	0	1,000
GREIF BROTHERS CORP.	16,145	0	16,145	0
GREIF, RALPH	10,000	0	10,000	0
GREINER, INC.	1,000,000	1,000,000	0	1,000,000
GREYSTONE PERIPHERALS, INC.	1,990	1,990	0	0
GRID SYSTEMS CORP.	1,295	1,295	0	0
GRIM CORP.	3,780	3,780	0	0
GROENIGER & COMPANY	1,670	0	1,670	0
GROTH EQUIPMENT CORP.	255,194	255,194	0	0
GROTON TECHNOLOGY	3,000	3,000	0	0
GROWNEY, TOM EQUIPMENT CO.	46,528	46,528	0	46,528
GR-SYSTEMS, INC.	2,990	2,990	0	0
GRUBER INDUSTRIES, INC.	3,076	3,076	0	0
GRUENBERG OVEN CO., INC.	4,775	0	4,775	0
GS COMPUTER SERVICES, INC.	10,421	10,421	0	0
GSA	2,096	0	2,096	0
GSE CONSTRUCTION CO., INC.	452,600	0	452,600	0
GTE CORP.	9,890	9,890	0	0
GTE CUSTOMER NETWORKS, INC.	3,868,628	3,666,550	202,078	3,868,628
GTE MOBILNET	2,414	0	2,414	0
GTE PRODUCTS CORP.	27,901	27,901	0	0
GTFIS, INC.	6,000	0	6,000	0
GUIDE TECHNOLOGY, INC.	2,195	2,195	0	0
GUILDLINE INSTRUMENTS, INC.	34,735	34,735	0	0
GULL GROUP	104,644	104,644	0	0
GUN ROOM, THE	4,552	4,552	0	4,552
GUNNERY, INC., THE	1,080	1,080	0	1,080
GUPTA TECHNOLOGIES, INC.	2,594	2,594	0	0
GURLEY PRECISION INSTRUMENTS	1,884	0	1,884	0
GUZZLER MANUFACTURING, INC.	43,327	43,327	0	0
GW COMPRESSOR REPAIR, INC.	6,264	0	6,264	0
GW ELECTRONICS, INC.	9,075	9,075	0	0
GYR MARKETING	7,773	0	7,773	0
GYRATION, INC.	3,500	3,500	0	0
H&C TRUCKING	8,153	8,153	0	8,153
H&K MANUFACTURING CO.	75,165	0	75,165	0
H CO. COMPUTER PRODUCTS, INC.	2,651	2,651	0	0
H & T INTERNATIONAL, INC.	1,960	0	1,960	0
HAAKE-BUCHLER INSTRUMENTS, INC.	19,847	19,847	0	0
HACH CO.	4,759	2,685	2,074	0
HADCO	17,100	17,100	0	0
HADLAND PHOTONICS, INC.	9,160	9,160	0	0
HAFER TOOL CO., INC.	3,949	0	3,949	0
HAJOCA CORP.	39,417	39,327	90	39,327
HAKO MINUTEMAN	1,443	1,443	0	0
HALE KAUAI, LTD.	2,418	2,418	0	0
HALEY, MARY JEAN	1,000	0	1,000	0
HALE, J. R. CONTRACTING CO., INC.	222,222	222,222	0	222,222

Supplier Name	Total \$	SNL/NM \$	SNL/CA \$	NM \$
HALL MACHINE & WELDING CO., INC.	45,248	45,248	0	45,248
HALL PRECISION MACHINING	8,411	8,411	0	8,411
HALLIBURTON NUS CORP.	690,000	690,000	0	0
HALLMARK COMPUTER SUPPLIES	5,562	5,562	0	5,562
HALL'S SUPPLY, INC.	4,368	4,368	0	0
HAM RADIO OUTLET	14,025	2,014	12,011	0
HAMAMATSU CORP.	117,130	110,312	6,818	382
HAMAMATSU PHOTONIC SYSTEMS CORP.	14,453	14,453	0	0
HAMILTON AVNET	1,675	0	1,675	0
HAMILTON PRODUCTS GROUP, INC.	3,449	3,449	0	0
HAMILTON SORTER CO., INC.	2,836	2,836	0	2,836
HAMMER VIDEOS	8,100	8,100	0	0
HANDMADE SOFTWARE	1,485	990	495	0
HANDY & HARMAN	6,575	6,575	0	0
HANN, C. L. INDUSTRIES, INC.	10,621	0	10,621	0
HANSEN & ASSOCIATES	5,000	0	5,000	0
HANSEN, R. G. & ASSOCIATES	2,978	2,978	0	0
HANSON, DON C.	5,000	5,000	0	5,000
HARCO INDUSTRIES, INC.	6,172	4,151	2,021	0
HARD DRIVE SUPER SOURCE	3,533	2,771	762	0
HARDING BROTHERS	54,046	54,046	0	0
HARDINGE BROTHERS, INC.	8,146	1,494	6,652	0
HARDWOOD, INC.	2,802	0	2,802	0
HARDY SYSTEMS CORP.	3,813	3,813	0	0
HARLAN, W. H. & ASSOCIATES, INC.	4,875	4,875	0	4,875
HARMSCO, INC.	4,998	4,998	0	0
HARRICK SCIENTIFIC CORP.	2,975	2,975	0	0
HARRINGTON INDUSTRIAL PLASTICS, INC.	10,866	3,814	7,052	3,814
HARRIS CORP.	672,110	672,110	0	313,624
HARRIS DIAMOND CORPORATION	1,352	0	1,352	0
HARRIS GROUP, THE	5,000	5,000	0	0
HARRISON INTERNATIONAL	3,093,690	3,093,690	0	3,093,690
HARRISON, BILL D.	20,000	20,000	0	20,000
HARRIS, DALE	7,500	7,500	0	7,500
HARRIS, FREDERIC R., INC.	61,500	61,500	0	0
HARRIS, S. S.	2,000	2,000	0	0
HARSHAW/BICRON	343,730	343,730	0	0
HART SCIENTIFIC	45,900	45,900	0	0
HARTZELL FAN	6,718	0	6,718	0
HARVARD UNIVERSITY	1,174,944	9,050	1,165,894	0
HARWOOD ENGINEERING CO., INC.	3,616	3,616	0	0
HASKEL SUPPLY CO.	1,244	0	1,244	0
HASKELL INDIAN JR. COLLEGE	109,000	109,000	0	0
HASKRIS CO.	5,490	3,846	1,644	0
HAUSMAN STEEL CORP.	1,125	1,125	0	1,125
HAUSNER PRECAST CONCRETE PRODUCTS, INC.	2,096	2,096	0	0
HAWAII ELECTRIC LIGHT CO., INC.	15,000	15,000	0	0
HAWAIIAN CARPET & DRAPERY	2,633	2,633	0	0
HAWAIIAN COM	3,344	3,344	0	0
HAWK DIRECT SALES	1,776	1,200	576	0
HAWKINS TRAFFIC SAFETY SUPPLY	10,522	0	10,522	0
HAWORTH, INC.	279,682	0	279,682	0
HAWS, LOWELL D.	40,000	40,000	0	0
HAYES INSTRUMENTS	1,000	1,000	0	0
HAYES MICROCOMPUTER PRODUCTS, INC.	5,738	5,738	0	0
HAYWARD PALLET & LUMBER	3,958	0	3,958	0
HAZCO SERVICES, INC.	72,700	72,700	0	0
HAZEN, JUDITH	8,600	0	8,600	0
HD SYSTEMS, INC.	14,760	13,672	1,088	0

Supplier Name	Total \$	SNL/NM \$	SNL/CA \$	NM \$
HDI SYSTEMS, INC.	5,015	5,015	0	5,015
HDS	4,380	4,380	0	0
HEADWAY RESEARCH, INC.	22,604	12,380	10,225	0
HEALTH CARE KEYBOARD CO., INC.	1,240	1,240	0	0
HEALTH CARE, INC.	4,000	4,000	0	0
HEALTHSOUTH REHAB CENTER OF ALBUQUERQUE, LTD.	50,000	50,000	0	50,000
HEART INTERFACE CO.	1,710	1,710	0	0
HEATH CO.	4,271	4,271	0	0
HEATING & COOLING SUPPLY, INC.	3,956	0	3,956	0
HECKLER & KOCH, INC.	9,117	9,117	0	0
HEIDENHAIN CORP.	4,145	4,145	0	0
HEIGHTS KEY LOCK & SAFE, INC.	4,103	4,103	0	4,103
HEIM, GUSTAV L.	42,000	42,000	0	0
HELFRICH CO.	11,955	0	11,955	0
HELIX TECHNOLOGY CORP	241,969	241,969	0	122,333
HELLER INDUSTRIES, INC.	78,985	78,985	0	0
HELLO DIRECT	2,267	2,098	169	0
HELP, INC.	6,850	6,850	0	6,850
HENBERGER CO.	9,950	9,950	0	0
HENDERSON, JACK B. CONSTRUCTION CO., INC.	20,835,247	20,835,247	0	20,835,247
HENDRON, JOHN QUALITY CONTROL SERVICES	4,950	4,950	0	0
HENGES, JAY ENTERPRISES, INC.	10,832	0	10,832	0
HENKEN, W. H. INDUSTRIES, INC.	1,767	1,767	0	0
HENRY RADIO, INC.	1,779	1,779	0	0
HER ELECTRONICS, INC.	5,150	5,150	0	5,150
HERAEUS-AMERSIL, INC.	2,617	2,512	105	0
HERAEUS, INC.	3,592	3,592	0	0
HERCULES, INC.	56,270	51,000	5,270	0
HERCULITE PRODUCTS, INC.	4,825	3,672	1,153	0
HERLEY INDUSTRIES, INC.	122,300	122,300	0	0
HERMANN MARKETING, INC.	2,537	0	2,537	0
HEROUX, PATRICIA A.	61,000	61,000	0	0
HERRMANN, CARL ASSOCIATES, INC.	6,837	3,022	3,815	0
HERTZ CORP., THE	8,596	2,500	6,096	0
HETHERINGTON, INC.	57,459	57,459	0	0
HETRICK SCIENTIFIC, INC.	13,100	13,100	0	0
HEURIKON CORP.	168,080	168,080	0	86,470
HEURISTICS SEARCH, INC.	99,000	0	99,000	0
HEUSSER INSTRUMENT CO.	1,495	0	1,495	0
HEWITT ASSOCIATES	4,950	4,950	0	0
HEWLETT-PACKARD CO.	11,612,360	11,553,313	59,047	10,125,121
HEXCEL CORP.	4,522	4,522	0	0
HE, INC.	14,390	14,390	0	14,390
HI Q	100,147	0	100,147	0
HI VOLTAGE COMPONENTS	24,750	24,750	0	0
HIBBITT, KARLSSON & SORENSEN, INC. (HKS)	77,018	76,078	940	0
HICKMAN, W. P. SYSTEMS	4,940	4,940	0	4,940
HICKOK ELECTRICAL INSTRUMENT CO.	5,540	5,540	0	0
HIGH MESA TOOLING	1,941	1,941	0	1,941
HIGH PERFORMANCE SYSTEMS, INC.	1,048	311	737	0
HIGH PRESSURE EQUIPMENT CO., INC.	18,967	17,015	1,952	0
HIGH SIERRA COMMUNICATIONS	1,600	1,600	0	0
HIGH TECH SERVICES, INC.	46,972	46,972	0	0
HIGH VOLTAGE ELECTROPHYSICS & PULSE TECHNOLOGY	25,000	25,000	0	0
HIGH VOLTAGE ENGINEERING EUROPA BV	8,998	8,998	0	0
HIGHLAND DIGITAL, INC.	36,775	0	36,775	0
HIGHLAND MEDICAL SUPPLY	2,296	2,296	0	2,296

Supplier Name	Total \$	SNL/NM \$	SNL/CA \$	NM \$
HIGHLAND PHARMACY, INC.	5,788	5,788	0	5,788
HIGHSMITH, INC.	9,986	3,757	6,230	0
HIGH-TECH ASSOCIATES, INC.	167,010	167,010	0	167,010
HILLHOUSE & ASSOCIATES	7,649	0	7,649	0
HILL, DAYTON	1,440	1,440	0	1,440
HILTI, INC.	7,262	4,393	2,868	2,435
HILTON COMPUTER STRATEGIES	1,875	1,875	0	0
HINEMAN, RICHARD E.	30,000	30,000	0	0
HINSHAW SUPPLY CO.	1,274	0	1,274	0
HIPOTRONICS, INC.	82,645	82,645	0	0
HIROSE	1,225	1,225	0	0
HIRSCH ELECTRONICS CORP.	68,836	68,836	0	0
HIRST CO., THE	25,000	25,000	0	25,000
HISEC, INC.	12,164	12,164	0	12,164
HITACHI AMERICA, LTD.	14,533	14,533	0	0
HITACHI CHEMICAL ELECTRO PRODUCTS, INC.	11,905	11,905	0	0
HITACHI INSTRUMENTS, INC.	38,257	28,072	10,185	0
HI-TECH COMPONENTS	1,495	1,495	0	0
HI-TECH SALES, INC.	7,500	0	7,500	0
HI-TECH, INC.	14,401	14,401	0	14,401
HITRON SYSTEMS	2,295	0	2,295	0
HITS COMPUTERS	38,111	38,111	0	38,111
HNAT HINDES, INC.	1,295	1,295	0	0
HNU SYSTEMS, INC.	19,750	19,750	0	0
HNU-HANBY	1,485	1,485	0	0
HOBART BROTHERS CO.	32,464	32,464	0	0
HOBART LASER PRODUCTS, INC.	12,115	12,115	0	0
HOBART TAFE TECHNOLOGIES, INC.	5,477	5,477	0	0
HOBBY LOBBY	2,430	2,430	0	2,430
HOECHST CELANESE CORP.	1,592	1,592	0	0
HOESSEL, WILLIAM C.	80,000	80,000	0	80,000
HOFFER FLOW CONTROLS, INC.	9,055	9,055	0	0
HOFFMAN, P. R. MATERIALS PROCESSING CORP.	10,163	10,163	0	0
HOGAN, ANN	3,750	3,750	0	3,750
HOGLES, DICK MULTI MEDIA STUDIO	6,470	6,470	0	6,470
HOLADAY INDUSTRIES, INC.	3,115	3,115	0	0
HOLAN MANUFACTURING, INC.	3,740	3,740	0	0
HOLCK, DONALD K.	3,000	3,000	0	3,000
HOLDEN LOOSE LEAF	3,000	0	3,000	0
HOLDRIDGE MANUFACTURING CO., INC.	1,495	1,495	0	0
HOLLOWAY, LUCILLE	4,200	0	4,200	0
HOLLYWOOD FILM CO.	2,000	2,000	0	0
HOLMAN'S, INC.	37,109	37,109	0	37,109
HOLMES & NARVER, INC.	11,150,000	11,110,000	40,000	11,150,000
HOLOMETRIX, INC.	1,518	1,518	0	0
HOLT, RANDY & ASSOCIATES, INC.	30,000	30,000	0	30,000
HOME DEPOT, INC.	1,257	0	1,257	0
HOME & BUSINESS COMPUTER CENTER	218,986	0	218,986	0
HOMEL AMERICA	2,095	2,095	0	0
HONEYWELL, INC.	1,121,266	1,121,089	177	92,371
HOPPER SPECIALTY CO.	9,698	9,698	0	9,698
HORA, STEVEN C.	10,000	10,000	0	0
HORIBA INSTRUMENTS, INC.	5,319	0	5,319	0
HORINE & ASSOCIATES	88,480	88,480	0	0
HORNE, DR. ROLAND	12,000	12,000	0	0
HORN, E. T. CO.	1,500	0	1,500	0
HOROWITZ, PROF. ISAAC M.	10,000	0	10,000	0
HOSE VENTURE, INC.	7,313	0	7,313	0
HOSKINS MFG. CO.	1,610	0	1,610	0

Supplier Name	Total \$	SNL/NM \$	SNL/CA \$	NM \$
HOSTETLER, ROBERT L.	6,000	6,000	0	6,000
HOUSE OF BATTERIES	1,222	0	1,222	0
HOUSE OF UNIFORMS, INC.	7,542	7,542	0	7,542
HOUSE, K. L. CONSTRUCTION CO., INC.	24,991,986	24,991,986	0	24,991,986
HOUSTON SCIENTIFIC INT., INC.	3,780	3,780	0	0
HOUSTON, A. C. LUMBER CO.	3,174	3,174	0	0
HOWARD FORMED STEEL PRODUCTS	9,945	9,945	0	0
HOWARD SALES CO.	10,425	10,425	0	0
HOWARD, C. E. CORP.	2,167	0	2,167	0
HOWLAND CO., INC.	15,000	15,000	0	0
HR MACHINERY, INC.	13,645	0	13,645	0
HSB PROFESSIONAL LOSS CONTROL	985,000	985,000	0	0
HSC SOFTWARE	4,671	4,671	0	0
HTB INTERNATIONAL	2,350	2,350	0	0
HUANG-NISSEN, SALLY & ASSOCIATES	4000.00	4000.00	0.00	0.00
HUBBARD, G. L. SOFTWARE CONSULTING	95,000	0	95,000	0
HUBER, ROBERT J.	10,000	10,000	0	0
HUDSON TOOL & DIE CO.	2,210	2,210	0	0
HUDSON'S AUDIO CENTER	4,410	4,410	0	4,410
HUELLER, KURT	10,000	10,000	0	0
HUFFMAN LABORATORIES, INC.	30,031	20,654	9,377	0
HUGHES AIRCRAFT CO.	25,630	25,630	0	0
HUGHES DANBURY OPTICAL SYSTEMS, INC.	257,070	257,070	0	0
HUGHES ELECTRIC	12,728,696	12,728,696	0	12,728,696
HUGHES LAN SYSTEMS	3,214	3,214	0	0
HUGHES SANTA BARBARA RESEARCH CENTER	200,000	200,000	0	0
HUGHES-CALIHAN CORP.	14,742	14,742	0	0
HUGHES, R. S. CO., INC.	24,736	14,889	9,847	14,787
HULS AMERICA, INC.	6,342	6,342	0	6,342
HUMAN DESIGNED SYSTEMS, INC.	6,055	6,055	0	0
HUMAN FACTORS INTERNATIONAL	13,315	13,315	0	0
HUMAN PERFORMANCE MANAGEMENT	8,395	3,100	5,295	0
HUMENY, NICK F. & CO.	6,591	6,591	0	0
HUMMINGBIRD COMMUNICATIONS, LTD.	33,823	33,823	0	0
HUMPHREY CHEMICAL CO.	3,083	0	3,083	0
HUNTER COMPONENTS	1,252	1,252	0	0
HUNTER ENGINEERING CO.	8,788	8,788	0	8,788
HUNTER LUMBER CORP.	57,879	57,879	0	57,879
HUNTINGTON MECHANICAL LABS, INC.	50,518	43,674	6,844	0
HURCO MFG. CO., INC.	6,548	0	6,548	0
HURON MACHINE PRODUCTS, INC.	1,513	1,513	0	0
HUTTRER, GERALD W.	48,158	48,158	0	0
HUVANE & ASSOCIATES, INC.	2,000	2,000	0	2,000
HY-CAL ENGINEERING CO.	13,647	13,647	0	0
HYDE PRODUCTS, INC.	8,240	8,077	163	0
HYDRA POWER SYSTEMS, INC.	2,635	2,635	0	0
HYDRAULIC CONTROLS, INC.	4,030	3,155	875	0
HYDRAULIC DEPOT	11,723	11,723	0	0
HYDRAULIC SYSTEMS OF NEW MEXICO	5,900	5,900	0	5,900
HYDRO CONDUIT CORP.	1,300	1,300	0	1,300
HYDRO-CONDUIT CORP.	120,279	120,279	0	120,279
HYDROLAB CORPORATION	6,981	0	6,981	0
HY-MEG CORP.	1,350	1,350	0	0
HYPERSPEED TECHNOLOGIES	8,355	8,355	0	0
HYPERTRONICS CORP.	2,680	2,589	91	0
HY-Q INTERNATIONAL (USA), INC.	5,582	5,582	0	0
HYSTER CO.	59,594	59,594	0	0
I SQUARED R ELEMENT CO., INC.	1,098	1,098	0	0
IAS ROBOTICS	75,000	0	75,000	0

Supplier Name	Total \$	SNL/NM \$	SNL/CA \$	NM \$
IBH AUTOMATION, INC.	9,248	0	9,248	0
ICAM TECHNOLOGIES CORP.	20,218	17,420	2,798	0
ICERMAN, LARRY	55,000	55,000	0	55,000
ICET, INC.	149,840	149,840	0	0
ICF KAISER ENGINEERS, INC.	148,661	148,661	0	148,661
ICI FIBERITE	18,099	10,349	7,750	0
ICOM AMERICA, INC.	1,609	1,400	209	0
ICS	24,760	24,760	0	24,760
I-CUBE	1,990	1,990	0	1,990
IDAHO STATE UNIVERSITY	230,049	230,049	0	0
IDB MOBLE COMMUNICATIONS	20,000	20,000	0	0
IDE EDUCATIONAL & CONSULTANT SERVICES	7,000	7,000	0	0
IDEA MAN, INC.	4,020	0	4,020	0
IDEAL ENVIROMENTAL PRODUCTS	2,800	0	2,800	0
IDEAL TOOL & MFG. CO., INC.	7,682	7,682	0	0
IDEAS UNLIMITED, INC.	7,000	7,000	0	0
IDENTICARD SYSTEMS, INC.	21,469	18,069	3,400	0
IDENTICATOR CORP.	2,324	2,324	0	0
IDENTIX, INC.	2,950	2,950	0	0
IDESCO CORP.	1,739	0	1,739	0
IDOS CORP.	21,945	21,945	0	0
IEA-IMPLEMENTING AGREEMENT	12,000	12,000	0	0
IEC CORP.	4,941	4,941	0	0
IEEE COMPUTER SOCIETY	1,260	837	423	0
IEEE-AES	1,540	1,540	0	0
IET LABS, INC.	2,516	2,516	0	0
IFR SYSTEMS, INC.	4,315	4,315	0	0
IGM-ATL, INC.	5,800	5,800	0	0
II MORROW, INC.	1,695	499	1,196	0
IICO	3,784	3,784	0	0
IIT RESEARCH INSTITUTE	682,373	682,373	0	0
II-VI, INC.	90,385	73,505	16,880	0
IKA-WORKS, INC.	6,050	6,050	0	0
IKON CORP.	1,145	1,145	0	0
ILC DATA DEVICE CORPORATION	6,592	0	6,592	0
ILC TECHNOLOGY, INC.	9,203	0	9,203	0
ILFORD PHOTO CORP.	34,812	10,281	24,531	0
ILLBRUCK, INC.	2,279	1,192	1,087	0
ILLUSTRA INFORMATION TECHNOLOGIES	4,794	4,794	0	0
ILOG, INC.	5,749	5,749	0	0
ILX LIGHTWAVE CORP.	60,247	60,247	0	0
IMAGE BUILDERS	37,482	37,482	0	37,482
IMAGE CREATOR, THE	1,035	1,035	0	1,035
IMAGE NATION CORP.	2,020	1,010	1,010	0
IMAGE SETTERS	40,500	0	40,500	0
IMAGENATION CORP.	16,734	15,744	990	0
IMAGINE THAT, INC.	1,580	1,580	0	0
IMAGING CONCEPTS OF NM, INC.	3,072	3,072	0	3,072
IMAGING SUPPLIES & EQUIPMENT CORP.	3,341	2,899	441	2,899
IMAGING TECHNOLOGY, INC.	119,305	83,680	35,625	0
IMAGO DATA	8,750	8,750	0	0
IMATRON, INC.	37,000	37,000	0	0
IMEC	2,577	2,577	0	2,577
IMMERSION CORP.	1,437	0	1,437	0
IMO INDUSTRIES, INC.	1,390	1,390	0	460
IMPACT SOFTWARE PRODUCTION, INC.	1,600	1,600	0	1,600
IMPEDIMENT, INC.	17,584	17,584	0	0
IMPULSE SYSTEMS	36,705	36,705	0	0
IN HOUSE PRODUCTIONS	3,795	0	3,795	0

Supplier Name	Total \$	SNL/NM \$	SNL/CA \$	NM \$
IN VISION SYSTEMS	12,698	12,698	0	0
INCHCAPE TESTING SERVICES	1,186	0	1,186	0
INCO ALLOYS INTERNATIONAL, INC.	83,312	83,312	0	0
INDELIBLE BLUE, INC.	7,149	7,149	0	0
INDEPENDENT COMPUTER SERVICES	4,535	4,535	0	0
INDEPENDENT FIRE CO.	20,453	20,453	0	20,453
INDIUM CORP. OF AMERICA	5,594	5,594	0	0
INDUCTOTHERM CORP.	31,266	31,266	0	0
INDUSTRIAL ACOUSTICS CO., INC.	50,770	50,770	0	0
INDUSTRIAL BATTERY SPECIALISTS	15,529	15,289	240	15,529
INDUSTRIAL COMPUTER SOURCE	185,010	130,769	54,240	0
INDUSTRIAL CONTRACTORS	32,499	32,499	0	32,499
INDUSTRIAL ELECTRIC SERVICE CO., INC.	3,011	3,011	0	3,011
INDUSTRIAL ELECTRONIC ENGINEERS, INC.	16,162	16,162	0	0
INDUSTRIAL ELECTRONICS & CONTROLS	1,694	1,694	0	0
INDUSTRIAL ENGINEERING & EQPT. CO.	5,615	5,615	0	0
INDUSTRIAL FILTER & PUMP MFG. CO.	6,050	0	6,050	0
INDUSTRIAL LIGHTING SUPPLIERS	1,743	1,743	0	1,743
INDUSTRIAL PIPE & STEEL	1,517	1,517	0	0
INDUSTRIAL POWER SYSTEMS	1,438	1,438	0	1,438
INDUSTRIAL PRODUCTS CORP.	9,142	9,142	0	9,142
INDUSTRIAL RESOURCES	1,755	1,755	0	0
INDUSTRIAL SAFETY SUPPLY CORP.	4,150	0	4,150	0
INDUSTRIAL SCALE CO.	2,362	2,362	0	0
INDUSTRIAL SCIENTIFIC CORP.	4,330	70	4,260	0
INDUSTRIAL SENSORS AND ACTUATORS	17,900	0	17,900	0
INDUSTRIAL SOLAR TECHNOLOGY CORP.	68,576	68,576	0	0
INDUSTRIAL TOOL & SUPPLY CO.	5,842	0	5,842	0
INDUSTRIAL TRAINING SYSTEMS CORP.	1,184	1,184	0	0
INDUSTRIAL VISION SOURCE	13,261	13,261	0	0
INDUSTRIAL & COMMERCIAL SECURITY SYSTEMS	12,953	12,953	0	12,953
INDUSTRY TECH	1,138	1,138	0	0
INERTIAL SCIENCE, INC.	205,536	205,536	0	0
INFINISYS	3,811	3,811	0	0
INFO GRAPHIC SYSTEMS	2,720	0	2,720	0
INFOCUS SYSTEMS, INC.	8,767	8,767	0	8,767
INFODATA SYSTEMS, INC.	21,506	21,506	0	0
INFOGRAPHICS, INC.	88,561	88,561	0	0
INFOLINK TECHNOLOGIES	1,250	1,250	0	0
INFONET SERVICES CORP.	3,519,201	3,519,201	0	0
INFOPRO TECHNOLOGIES	7,000	7,000	0	0
INFORM SOFTWARE CORP.	1,790	1,790	0	0
INFORMATION ACCESS COMPANY	7,132	0	7,132	0
INFORMATION BUILDERS, INC.	89,431	89,431	0	0
INFORMATION DIMENSIONS, INC.	1,991	1,991	0	0
INFORMATION HANDLING SERVICES	262,568	185,603	76,965	0
INFORMATION MANAGEMENT SPECIALTIES (IMS)	294,140	294,140	0	294,140
INFORMATION MAPPING, INC.	20,330	20,330	0	0
INFORMATION PRESENTATION TECHNOLOGIES, INC.	2,324	2,008	316	0
INFORMATION PROCESSING TECHNIQUES CORP.	1,560	0	1,560	0
INFORMATION SYSTEMS RESEARCH, INC.	2,400	2,400	0	0
INFORMIX SOFTWARE, INC.	67,165	64,240	2,925	32,493
INFOTECH COMPUTER SYSTEMS	23,066	0	23,066	0
INFRAMETRICS, INC.	100,749	8,640	92,109	0
INFRARED ANALYSIS, INC.	9,027	3,907	5,120	0
INFRARED FIBER SYSTEMS	2,270	2,270	0	0
INFRARED INSTRUMENT	7,400	0	7,400	0
INFRARED OPTICAL PRODUCTS, INC.	17,455	13,250	4,205	0

Supplier Name	Total \$	SNL/NM \$	SNL/CA \$	NM \$
INGERSOLL CUTTING TOOL	2,710	2,710	0	0
INGHAM, KENNETH CONSULTING	15,000	15,000	0	15,000
INGRAM, GEORGE E.	4,000	4,000	0	4,000
INGRES CORP.	205,000	205,000	0	0
INLAND SUPPLY CO., INC.	2,397	2,397	0	0
INMAC	141,884	109,430	32,455	1,618
INNOVA	1,500	1,500	0	0
INNOVA COMMUNICATIONS, INC.	2,896	2,896	0	0
INNOVATION ASSOCIATES, INC.	117,982	0	117,982	0
INNOVATIVE COMPUTING, INC.	3,605	3,605	0	3,605
INNOVATIVE DATA DESIGN, INC.	1,912	456	1,456	0
INNOVATIVE FUTURES CORP.	10,000	10,000	0	0
INNOVATIVE INTEGRATION	2,495	2,495	0	0
INNOVATIVE LASERS CORP.	285,000	285,000	0	0
INNOVATIVE OFFICE SYSTEMS	37,995	37,995	0	0
INNOVATIVE PRODUCTS & PERIPHERALS CORP.	194,625	176,902	17,723	143,906
INNOVATIVE RESEARCH, INC.	64,236	64,236	0	0
INNOVATIVE SENSORS, INC.	3,780	3,780	0	0
INNOVATIVE TECHNOLOGY, INC.	2,000	2,000	0	0
INNOVISION SYSTEMS, INC.	50,520	50,520	0	0
INORGANIC VENTURES, INC.	1,131	0	1,131	0
INOVISION CORP.	5,800	5,800	0	0
INOVONICS CORP.	98,470	98,470	0	0
INRAD, INC.	49,660	2,005	47,655	0
INSACO, INC.	2,150	2,150	0	0
INSIDE TOSHIBA ACCESSORY	1,704	1,704	0	0
INSIGHT	1,132	0	1,132	0
INSIGHT DIRECT, INC.	41,705	36,329	5,376	0
INSIGHT ELECTRONICS, INC.	32,933	32,933	0	0
INSIGNIA SOLUTIONS, INC.	1,978	1,537	441	0
INSITEC	51,266	400	50,866	0
INSOFT, INC.	26,324	25,874	450	0
INSTANT REPLAY, INC.	2,026	2,026	0	0
INSTANTEL, INC.	33,298	33,298	0	0
INSTITUTE FOR BUSINESS & COM. DEV.	3,500	0	3,500	0
INSTITUTE FOR DYNAMICS OF GEOSPHERES	48,000	48,000	0	0
INSTITUTE FOR SCIENTIFIC INFORMATION	70,808	70,808	0	0
INSTITUTE INTERCONNECT PACK ELECT CIRCUIT (IPC)	2,222	2,222	0	0
INSTITUTE OF ELECTRICAL & ELECTRONIC ENGINEERS, INC.	5,085	5,085	0	0
INSTITUTE OF ENVIRONMENTAL SCIENCES (IES)	1,285	1,285	0	0
INSTRON CORP.	123,729	86,191	37,538	0
INSTRULAB, INC.	4,010	4,010	0	4,010
INSTRUMENT ENCLOSURES, INC.	2,838	2,838	0	0
INSTRUMENT LABORATORY	5,360	2,260	3,100	0
INSTRUMENT SERVICE LABORATORIES (ISL)	9,394	9,394	0	9,394
INSTRUMENT SPECIALTIES CO., INC.	14,349	14,349	0	0
INSTRUMENT TECHNOLOGY, INC.	15,500	0	15,500	0
INSTRUMENTS FOR RESEARCH & INDUSTRY	6,599	3,338	3,261	0
INSTRUMENTS SA, INC.	200,423	170,350	30,073	0
INSULATED WIRE	1,374	1,374	0	0
INSULATION SUPPLY CO.	1,523	0	1,523	0
INSULATOR SEAL, INC.	74,002	44,586	29,416	0
INTECH, INC.	29,326	20,925	8,401	0
INTECOLOR	4,005	4,005	0	4,005
INTEGRA TECHNOLOGIES CORP.	4,000	0	4,000	0
INTEGRACOM	1,200	0	1,200	0
INTEGRAL RESEARCH, INC.	2,485	2,485	0	0

Supplier Name	Total \$	SNL/NM \$	SNL/CA \$	NM \$
INTEGRAL SYSTEMS, INC.	78,100	78,100	0	0
INTEGRATED BUSINESS SOLUTIONS	80,317	0	80,317	0
INTEGRATED CIRCUIT ENGINEERING	10,250	10,250	0	0
INTEGRATED COMPUTER SOLUTIONS (ICS)	93,833	87,138	6,695	0
INTEGRATED DESIGN, INC.	1,245	1,245	0	0
INTEGRATED ENGINEERING SOFTWARE	28,435	28,435	0	0
INTEGRATED MEASUREMENT SYSTEMS, INC.	22,800	22,800	0	0
INTEGRATED MICRO PRODUCTS	7,795	7,795	0	0
INTEGRATED SOLUTIONS, INC.	148,665	111,538	37,127	0
INTEGRATED SYSTEMS, INC.	35,777	0	35,777	0
INTEGRATED TECHNOLOGIES CORP.	947,470	947,470	0	947,470
INTEGRATED TELECOM TECHNOLOGY	23,940	23,940	0	0
INTEGRI-TEST CORP.	3,018	1,000	2,018	0
INTEGRITY NETWORKING SYSTEMS, INC.	779,268	779,268	0	779,268
INTEGRIX, INC.	5,104	5,104	0	0
INTEL CORP.	1,167,959	184,825	983,134	0
INTELECOM INTELLIGENT TELECOMMUNICATIONS	7,300	0	7,300	0
INTELLICORP, INC.	93,438	43,438	50,000	0
INTELLIGENT AUTOMATION, INC.	62,375	62,375	0	0
INTELLIGENT ENERGY CORP.	7,446	7,446	0	0
INTELLIGENT INSTRUMENTATION	8,225	8,225	0	8,225
INTELLIGENT SENSOR TECH	7,850	7,850	0	0
INTERACTIVE CIRCUITS & SYSTEMS, LTD.	4,995	0	4,995	0
INTERACTIVE DEVELOPMENT ENVIRONMENTS (IDE)	100,876	100,876	0	0
INTERACTIVE IMAGES	3,300	3,300	0	0
INTERACTIVE MEDIA COMMUNICATIONS	2,650	2,650	0	0
INTERACTIVE SOFTWARE ENGINEERING	13,945	0	13,945	0
INTERACTIVE TECHNOLOGIES, INC.	2,953	2,953	0	0
INTERA, INC.	14,102,089	14,102,089	0	830,096
INTERCONNECT DEVICES, INC.	3,675	3,675	0	0
INTERCONTINENTAL MICROWAVE	8,650	0	8,650	0
INTERFACE ICS, INC.	5,080	5,080	0	5,080
INTERFACE, INC.	3,420	2,525	895	0
INTERFACIAL DYNAMICS CORP.	3,206	3,206	0	0
INTERGRAPH CORP.	1,001,525	928,562	72,963	370,320
INTERLEAF, INC.	72,824	69,624	3,200	0
INTERLOGIC INDUSTRIES, INC.	1,900	1,900	0	0
INTERMEC CORP.	44,638	43,891	747	29,306
INTERMETRO INDUSTRIES CORP.	9,506	9,506	0	0
INTERMOUNTAIN CIRCUIT SUPPLY	3,302	3,302	0	0
INTERNATIONAL BUSINESS MACHINES CORP.	4,624,340	4,288,698	335,642	4,019,161
INTERNATIONAL CENTRE FOR DIFFRACTION DATA	3,525	3,525	0	0
INTERNATIONAL COMPUTER ENGINEERING SVC., LTD. (ICES)	203,300	0	203,300	0
INTERNATIONAL CONFERENCE OF BUILDING OFFICIALS	5,937	5,937	0	0
INTERNATIONAL ENERGY CONSULTANTS, INC.	90,619	90,619	0	0
INTERNATIONAL FIBER SYSTEMS, INC.	5,459	5,459	0	4,025
INTERNATIONAL FIRE INCORPORATED	45,000	0	45,000	0
INTERNATIONAL LIGHT, INC.	5,541	5,541	0	0
INTERNATIONAL MANUFACTURING SERVICES, INC. (IMS)	2,858	2,858	0	0
INTERNATIONAL RADIATION	4,040	0	4,040	0
INTERNATIONAL RESEARCH METALS	10,060	10,060	0	0
INTERNATIONAL RESISTIVE CO.	2,248	2,248	0	0
INTERNATIONAL SECURITY OPERATIONS (ISO)	428,568	428,568	0	428,568
INTERNATIONAL SENSOR TECHNOLOGY	5,849	5,849	0	5,849
INTERNATIONAL SURVEY RESEARCH CORP.	24,322	24,322	0	0

Supplier Name	Total \$	SNL/NM \$	SNL/CA \$	NM \$
INTERNATIONAL TECHNEGROUP, INC.	3,290	195	3,095	0
INTERNATIONAL TECHNIGROUP INCORP.	1,900	0	1,900	0
INTERNATIONAL TECHNOLOGIES, INC.	2,450	2,450	0	0
INTERNATIONAL TELECOM INDUSTRIES	60,100	60,100	0	0
INTERNATIONAL TELEVISION CORP.	6,674	0	6,674	0
INTERNATIONAL WAFER SERVICE	6,215	3,518	2,698	0
INTERPOINT CORP.	23,798	23,798	0	0
INTERPRETING SERVICES	10,616	10,616	0	10,616
INTERSTATE ASSESSMENT TECHNOLOGIES	1,650,000	1,650,000	0	0
INTERSTATE BATTERY SYSTEM OF ALBUQUERQUE	1,061	1,061	0	1,061
INTERSTATE ELECTRONICS CORP.	71,859	71,859	0	0
INTERTEST CORP.	1,817	1,817	0	0
INTEVAC, INC.	93,522	93,522	0	0
IN-TOX PRODUCTS	1,250	1,250	0	1,250
INTRACORP	237,600	237,600	0	0
INTUSOFT	3,110	2,410	700	0
IOMEGA CORP.	26,938	24,382	2,556	0
ION LASER TECHNOLOGY	8,370	8,370	0	0
ION SOURCERY, LTD.	1,655	1,655	0	0
ION SYSTEMS, INC.	19,636	19,636	0	0
ION TRACK INSTRUMENTS, INC.	22,312	22,312	0	0
IONA TECHNOLOGIES, LTD.	30,932	24,500	6,432	0
IONICS, INC.	11,300	11,300	0	0
IONPURE TECHNOLOGIES CORP.	202,653	202,653	0	202,653
IOTA TECHNOLOGIES	50,000	50,000	0	50,000
IOTECH, INC.	46,210	46,090	120	21,386
IOWA STATE UNIVERSITY	783,885	783,885	0	0
IPCO SAFETY	3,033	3,033	0	0
IPM/LORTEC POWER SYSTEMS	10,946	10,946	0	0
IPT CORP.	8,862	8,862	0	0
IRCON, INC.	3,244	3,244	0	0
IRD MECHANALYSIS, INC.	118,995	118,995	0	0
IRIS ELECTRONICS	6,820	6,820	0	0
IRON AGE PROTECTIVE CO.	25,485	25,485	0	14,785
IRONWOOD	2,770	2,770	0	0
IRVINE SENSORS CORP.	52,410	52,410	0	0
IRWIN INDUSTRIES, INC.	14,489	14,489	0	0
ISCO, INC.	58,052	25,791	32,261	0
ISEC	8,050	3,279	4,771	0
ISIS DISTRIBUTED SYSTEMS, INC.	43,120	43,120	0	0
ISLAND SOFTWARE CORP.	25,758	10,838	14,920	0
ISOGON CORP.	2,828	2,828	0	0
ISOLATION PRODUCTS, INC.	33,240	33,240	0	33,240
ISOTEC, INC.	12,585	11,200	1,385	0
ISOTOPE PRODUCTS LABORATORIES	38,765	29,885	8,880	0
ISOWAVE	3,000	3,000	0	0
IST, INC.	52,570	49,000	3,570	0
IT CORP.	13,774,812	11,599,812	2,175,000	11,634,437
ITAC SYSTEMS, INC.	2,225	2,225	0	0
ITEM PRODUCTS, INC.	9,053	1,620	7,433	0
ITHACA SOFTWARE	27,300	27,300	0	0
ITHACO, INC.	10,105	10,105	0	0
ITI	2,160	0	2,160	0
ITT CORP.	69,128,461	69,128,461	0	0
ITT POMONA ELECTRONICS	3,616	3,616	0	0
IVE, INC.	10,000	10,000	0	0
IVIE TECHNOLOGIES, INC.	1,525	1,525	0	0
IXI CORP.	4,505	4,505	0	0
J&D AUTO PARTS	2,424	2,424	0	0

Supplier Name	Total \$	SNL/NM \$	SNL/CA \$	NM \$
J&M SYSTEMS CONSULTANTS, LTD.	359,400	359,400	0	359,400
J&N ENTERPRISES, INC.	1,062	1,062	0	0
J&S ELECTRIC CO., INC.	13,880,015	13,880,015	0	13,880,015
J M FIBEROPTICS, INC.	2,113	2,113	0	0
J S TECHNICAL SERVICES	2,500	2,500	0	0
J V ASSOCIATES	10,000	10,000	0	0
JABO, INC.	1,500	1,500	0	0
JACKSON-HIRSCH, INC.	1,594	1,594	0	0
JACO ELECTRONICS, INC.	5,692	5,692	0	0
JACOBS ENGINEERING GROUP, INC.	35,000	35,000	0	35,000
JACOBS, EDDY L.	7,200	7,200	0	7,200
JACOBS, THOMAS L. & ASSOCIATES, INC.	20,000	20,000	0	0
JACOBY & ASSOCIATES	6,209	0	6,209	0
JACOB, JOHN	4,000	4,000	0	4,000
JAEGER'S, A. OPTICS	2,083	2,083	0	0
JAG INTERNATIONAL MARKETING	16,964	0	16,964	0
JAGUAR PRECISION	7,895	7,895	0	7,895
JAKUBIK, JOHN T. & ASSOCIATES	5,055	5,055	0	0
JAMECO ELECTRONICS	1,240	90	1,150	0
JAMES ASSOCIATES	2,500	2,500	0	0
JAMES, COOKE & HOBSON, INC.	9,195	9,195	0	9,195
JAMISON, KALEEL CONSULTING GROUP, INC., THE	331,200	331,200	0	0
JAN DEVICES, INC.	10,399	10,399	0	0
JANCO CORP.	3,944	3,944	0	0
JANDEL CORP.	22,781	21,927	854	0
JANE'S INFORMATION GROUP	5,724	5,194	530	0
JANESVILLE TOOL & MANUFACTURING, INC. (JT&M)	1,143	1,143	0	0
JANIS RESEARCH CO.	22,570	22,570	0	0
JANI/TECH	2,818	0	2,818	0
JANOS TECHNOLOGY, INC.	62,658	53,819	8,839	0
JANOWSKI, MARTIN J.	10,000	10,000	0	0
JAPAN DIGITAL LABORATORY CO., LTD.	31,440	0	31,440	0
JAYNES CORP.	14,597,074	14,597,074	0	14,597,074
JB MECHANICAL, INC.	1,051	0	1,051	0
JCA TECH	3,405	3,405	0	0
JCH WIRE & CABLE	3,621	0	3,621	0
J-COM TELEPHONE SUPPLY	1,600	1,600	0	0
JD MFG. CO.	4,157	4,157	0	4,157
JDR MICRODEVICES, INC.	81,963	61,683	20,280	0
JDS FITEL INTERNATIONAL, INC.	71,664	71,664	0	0
JEFFERSON SMURFIT CORP.	9,400	9,400	0	0
JEFFERSON, ROBERT M.	25,000	25,000	0	25,000
JENNINGS, JOSLYN	9,290	9,290	0	0
JENSEN TOOLS, INC.	14,979	10,550	4,430	0
JENSSEN SCALE	11,597	0	11,597	0
JEOL USA, INC.	1,339,603	1,193,616	145,987	0
JERGENS, INC.	1,551	1,551	0	0
JET EDGE, INC.	1,412	1,412	0	0
JET ELECTRONIC & TECHNOLOGY	3,290	3,290	0	0
JETLINE ENGINEERING CO.	304,850	304,850	0	0
JEWELL, TANYA	81,000	0	81,000	0
JFW INDUSTRIES, INC.	31,387	31,387	0	0
J-H SUPPLY	9,825	9,825	0	9,825
JINCO COMPUTER, INC.	9,860	9,860	0	0
JIT SUPPLY	1,685	0	1,685	0
J-J SAFETY, INC.	11,390	11,390	0	11,390
J-KEM ELECTRONICS	2,031	1,055	976	0
JM CLIPPER CORP.	5,826	5,826	0	0

Supplier Name	Total \$	SNL/NM \$	SNL/CA \$	NM \$
JM COMPUTER	1,668	1,668	0	0
JM PLUMBING	19,557	0	19,557	0
J-MAR & ASSOCIATES, INC.	17,951	17,951	0	17,951
JOERGER ENTERPRISES, INC.	5,385	5,385	0	0
JOHNSON CONTROLS, INC.	1,941	0	1,941	0
JOHNSON ENGINEERING CORP.	100,000	100,000	0	100,000
JOHNSON MATTHEY, INC.	76,604	42,048	34,556	0
JOHNSON & JOHNSON ADVANCED BEHAVIORAL TECHNOLOGIES, INC.	1,584	1,584	0	0
JOHNSON & JOHNSON HEALTH MANAGEMENT, INC.	15,791	15,791	0	0
JOHNSON, KREISS TECHNOLOGIES	2,000	2,000	0	0
JOHNSTON CO., THE	7,246	7,246	0	7,246
JOHNSTONE SUPPLY	10,431	10,431	0	9,594
JOHNSTON, CASEY CO.	8,548	1,348	7,200	0
JOINT COMMUNICATION TECHNOLOGY CORP.	15,900	15,900	0	0
JONATHAN MANUFACTURING CORP.	4,648	4,648	0	0
JONES MECHANICAL SERVICES, INC.	249,249	249,249	0	249,249
JONES METAL PRODUCTS, INC.	3,724	3,724	0	0
JONES, ERIKA & ASSOCIATES, INC.	348,922	276,000	72,922	348,922
JONES, ORVAL E.	3,000	3,000	0	3,000
JONES, O. C. & SONS	165,385	0	165,385	0
JONES, ROBERT H.	10,000	10,000	0	0
JORGENSEN - KILSBY	6,454	0	6,454	0
JORWAY CORP.	1,800	0	1,800	0
JOSTEN'S, INC.	1,201	1,201	0	1,201
JOYCE OFFICE PRODUCTS CENTERS	10,941	0	10,941	0
JPSS	252,000	252,000	0	252,000
JR 3, INC.	63,513	62,713	800	0
JS TECHNICAL SERVICES	1,000	1,000	0	0
JT ELECTRONICS	1,900	1,900	0	0
JUST NORMLIGHT, INC.	1,913	1,913	0	0
JVC PROFESSIONAL PRODUCTS CO.	4,690	4,690	0	4,690
K&L MICROWAVE, INC.	31,480	31,480	0	3,720
K&M ELECTRONICS	3,844	3,844	0	0
K&S SERVICE CENTER, INC.	2,293	2,293	0	2,293
K&S WHOLESALE IMPORTS	4,980	0	4,980	0
KAARSBERG, TINA M.	45,000	45,000	0	0
KACHINA FLUID POWER	2,251	2,251	0	0
KACHINA TESTING LABORATORIES	5,357	5,357	0	0
KADCO CERAMICS	1,088	1,088	0	0
KAEHR METAL FINISHING	71,028	71,028	0	71,028
KAISER OPTICAL SYSTEMS, INC.	12,790	11,100	1,690	0
KALAMAZOO TECHNICAL FURNITURE, INC.	2,036	2,036	0	0
KALLEEN'S COMPUTER PRODUCTS, INC.	5,144	0	5,144	0
KAMAN INDUSTRIAL TECHNOLOGIES CORP.	94,567	94,567	0	94,567
KAMAN INSTRUMENTATION CORP.	4,610	4,610	0	0
KAMAN SCIENCES CORP.	256,990	256,990	0	245,000
KAMP'S PROPANE	1,080	0	1,080	0
KANDU SOFTWARE CORP.	1,140	0	1,140	0
KANGAROO TECHNOLOGIES CORP.	5,051	0	5,051	0
KANIN, GARY	2,000	2,000	0	2,000
KANSAS STATE UNIVERSITY	63,000	0	63,000	0
KAPAK CORP.	1,203	1,203	0	0
KAPTRON	1,855	1,855	0	0
KAR PRODUCTS, INC.	8,673	0	8,673	0
KARDEX SYSTEMS, INC.	32,697	32,697	0	32,697
KARRASS SEMINARS	8,346	8,346	0	0
KASSICIEH, SULEIMAN K.	78,500	78,500	0	78,500

Supplier Name	Total \$	SNL/NM \$	SNL/CA \$	NM \$
KATZKE PAPER CO.	4,351	4,351	0	0
KAUFMAN ASSOCIATES	6,500	6,500	0	0
KAUFMAN FIRE PROTECTION SYSTEMS, INC.	2,805	2,805	0	2,805
KAUFMAN'S WEST	10,606	10,606	0	10,606
KAY ELECTRIC COOPERATIVE	5,728	0	5,728	0
KBC TOOLS	3,524	0	3,524	0
KC ASSOCIATES	74,634	74,634	0	0
KD COMPONENTS, INC.	35,905	35,905	0	0
KDC	16,025	16,025	0	16,025
KEA SYSTEMS, LTD.	12,480	12,480	0	0
KEARNEY, A. T., INC.	25,000	25,000	0	0
KEEBLE & SHUCAT PHOTOGRAPHY	29,755	0	29,755	0
KEITHLEY INSTRUMENTS, INC.	240,769	177,969	62,799	133,717
KEITHLEY METRABYTE	6,562	0	6,562	0
KELAR CORP.	13,500	13,500	0	0
KELLER, J. J. & ASSOCIATES, INC.	27,036	26,466	570	0
KELLY MOORE PAINT CO., INC.	9,604	0	9,604	0
KELLY SERVICES, INC.	296,000	296,000	0	296,000
KEMET ELECTRONICS CORP.	1,300	1,300	0	0
KEMEX LABORATORIES	9,220	0	9,220	0
KEMLON PRODUCTS & DEVELOPMENT	1,234	0	1,234	0
KENDAL PRECISION MACHINING	56,053	56,053	0	56,053
KENNAMETAL, INC.	10,345	4,833	5,511	0
KENOSHA COMPUTER CENTER	5,735	4,786	949	0
KENT ELECTRONICS CORP.	1,560	1,560	0	0
KENTEK CORP.	5,130	2,420	2,710	0
KEPCO, INC.	39,476	26,121	13,355	12,546
KERN ENGINEERING & MFG. CORP.	3,012	3,012	0	0
KERN, ED A.	20,000	20,000	0	20,000
KERR, RICHARD	37,150	37,150	0	0
KERR, WAYNE	12,990	12,990	0	0
KES ENGINEERING	15,000	15,000	0	15,000
KESSELMAN-JONES, INC.	15,100	15,100	0	15,100
KEWAUNEE SCIENTIFIC CORP.	7,158	3,382	3,776	0
KEY HIGH VACUUM PRODUCTS, INC.	30,531	30,497	34	7,270
KEYENCE CORP. OF AMERICA	17,044	17,044	0	0
KEYSER TECHNOLOGY	1,000	1,000	0	1,000
KEYSTONE LEARNING SYSTEMS	5,225	5,225	0	0
KEYSTONE & ASSOCIATES, INC.	45,029	45,029	0	45,029
KGK INTERNATIONAL CORP.	3,655	0	3,655	0
K-GRAPHICS, INC.	2,294	2,294	0	2,294
KHAER PLATING	1,230	1,230	0	1,230
KHORAL RESEARCH, INC.	8,910	8,910	0	8,910
KIDASA SOFTWARE	1,046	1,046	0	0
KIDGER OPTICS	4,850	0	4,850	0
KIGRE, INC.	11,760	11,760	0	0
KILLION EXTRUDERS, INC.	22,400	22,400	0	0
KILOVAC CORP.	4,875	4,875	0	0
KIMBALL PHYSICS, INC.	11,302	11,012	290	0
KINEMA SOFTWARE	1,600	800	800	0
KINETIC COMPUTER CORP.	38,237	38,237	0	0
KINETIC SYSTEMS CORP.	43,276	34,545	8,731	0
KING BEARING, INC.	4,303	334	3,969	334
KING NUTRONICS CORP.	3,000	3,000	0	0
KINGSTON TECHNOLOGY CORP.	8,275	0	8,275	0
KINGSTON TECHNOLOGY CO.	132,453	127,103	5,350	0
KING, LARRY CORP.	2,405	0	2,405	0
KINKOS COPY CENTER	5,944	5,944	0	3,163
KINNEY VACUUM CO.	38,339	37,970	369	0

Supplier Name	Total \$	SNL/NM \$	SNL/CA \$	NM \$
KIRK AIR CO., INC.	263,581	263,581	0	263,581
KIRK-MAYER, INC.	16,728,689	9,475,723	7,252,966	9,475,723
KIRKPATRICK, R. JAMES	2,000	2,000	0	0
KIRSCH CONSTRUCTION ENTERPRISES, INC.	4,619	4,619	0	4,619
KIRTLAND AFB NCO CLUB	3,444	3,444	0	3,444
KISER RESEARCH, INC.	25,000	25,000	0	0
KISTLER INSTRUMENT CORP.	87,362	29,420	57,942	11,767
KJC CONSULTING CO.	27,000	27,000	0	0
KL GROUP	8,545	6,675	1,870	0
KLA INSTRUMENTS CORP.	10,944	10,944	0	0
KLEIN ENTERPRISES	3,705	3,705	0	3,705
KLING FILTER SALES	3,438	3,438	0	0
KNF NEUBERGER	1,626	151	1,475	0
KNIGHTSTEP, CHARLES R.	25,000	25,000	0	0
KNIGHT, AUSTIN ADVERTISING	225,000	225,000	0	0
KNOWLEDGE REVOLUTION	3,180	3,180	0	0
KNS	6,026	6,026	0	0
KNUDSEN, HAROLD	5,000	5,000	0	5,000
KOEP PRECISION STANDARDS, INC.	2,000	2,000	0	0
KOHEN, ELIOT	10,000	10,000	0	10,000
KOHLHAAS CORP.	6,476	6,476	0	6,476
KOINONIA ARCHITECTS PC	62,160	62,160	0	62,160
KOLLMANN, PROF. WOLFGANG	18,000	0	18,000	0
KOLLMORGEN CORP.	511,652	499,446	12,206	0
KONE VALVE & FITTINGS CO.	16,527	16,527	0	0
KONE, JAMES S. & CO.	1,233	1,233	0	0
KONE, J. S. & CO.	3,835	3,835	0	3,835
KONTES GLASS CO.	12,147	11,318	830	0
KOOGLE & POUL'S ENGINEERING, INC.	8,430	8,430	0	8,430
KOOLTRONIC, INC.	3,756	3,626	130	0
KPMG PEAT, MARWICK	571,460	571,460	0	285,620
KRAMER JUNCTION CO.	25,000	25,000	0	0
KRAMER & ASSOCIATES	23,960	23,960	0	23,960
KRAMES COMMUNICATIONS	7,216	7,216	0	0
KRAUTKRAMER-BRANSON, INC.	1,990	1,990	0	0
KRAYDEN, INC.	17,055	17,055	0	0
KROHN-HITE CORP.	3,950	3,950	0	3,950
KROKO, L. J., INC.	2,000	2,000	0	0
KRUEGER INTERNATIONAL	1,092	1,092	0	0
K-SPACE ASSOCIATES, INC.	6,125	6,125	0	0
KTAADN, INC.	150,000	150,000	0	0
KTECH CORP.	8,260,637	8,260,637	0	8,260,637
K-TECH, INC.	58,602	58,602	0	0
KULICKE & SOFFA INDUSTRIES, INC.	12,565	12,565	0	0
KULITE SEMICONDUCTOR PRODUCTS, INC.	8,234	8,234	0	4,216
KUPFERMAN, KIMBERLY	1,900	1,900	0	1,900
KURCHATOV INSTITUTE	710,000	710,000	0	0
KURT'S CAMERA CORRAL, INC.	342,814	342,814	0	342,814
KURZ INSTRUMENTS, INC.	30,595	195	30,400	0
KVB/ANALECT	7,600	7,600	0	0
KVH INDUSTRIES, INC.	2,285	2,285	0	0
KWIK KOPY PRINTING	4,000	4,000	0	0
KYOCERA AMERICA, INC.	179,487	179,487	0	0
KYSER CO.	19,843	19,843	0	19,453
L&F INDUSTRIES	7,737	7,737	0	0
L&L SPECIAL FURNACE	2,796	2,796	0	0
L&M TECHNOLOGIES, INC.	603,932	603,932	0	603,932
LA CIE, LTD.	49,860	10,585	39,275	0
LA COMPUTER EXPRESS	14,791	14,791	0	0

Supplier Name	Total \$	SNL/NM \$	SNL/CA \$	NM \$
LA FLEUR, JOSEPH G.	5,000	5,000	0	0
LA TRADE	3,094	3,094	0	0
LAB FABRICATORS CO.	1,644	1,644	0	0
LAB GLASS	2,784	2,510	273	0
LAB SAFETY SUPPLY, INC.	30,621	11,921	18,700	0
LAB SOURCE, INC.	25,318	98	25,221	0
LAB-AIDS, INC.	26,771	0	26,771	0
LABCLEAR	4,726	4,726	0	0
LABEL CONCEPTS	5,818	0	5,818	0
LABORATORY FOR SCIENCE	4,350	4,350	0	0
LABORATORY FOR SURFACE PROCESS UNDER IRRADIATION	8,000	8,000	0	0
LABORATORY MICROSYSTEMS, INC.	4,950	4,950	0	0
LABORATORY TECHNOLOGIES CORP.	5,209	5,209	0	0
LABORATORY TESTING, INC.	4,000	4,000	0	0
LABSPHERE, INC.	6,105	6,105	0	0
LABTRONICS, INC.	1,290	1,290	0	0
LADD RESEARCH INDUSTRIES, INC.	1,655	1,655	0	0
LAERDAL MEDICAL CORP.	2,607	2,027	579	0
LAGREE & ASSOCIATES	25,870	25,870	0	25,870
LAGUNA INDUSTRIES, INC.	3,022	3,022	0	3,022
LAGUS APPLIED TECHNOLOGY, INC.	6,000	6,000	0	0
LAHEY COMPUTER SYSTEMS, INC.	11,620	11,620	0	0
LAH, INC.	27,000	27,000	0	0
LAIRD, R. T., INC.	2,790	0	2,790	0
LAKE SHORE CRYOTRONICS, INC.	19,340	18,455	885	0
LAM OPTICS, INC.	12,600	0	12,600	0
LAM RESEARCH	392,908	392,908	0	0
LAMB ASSOCIATES, INC.	438,435	438,435	0	0
LAMB ENGINEERING & CONSTRUCTION CO.	120,236	120,236	0	0
LAMBDA ELECTRONICS, INC.	40,223	39,559	664	0
LAMBDA PHYSIK, INC.	52,914	18,418	34,496	0
LAMBDA RESEARCH OPTICS, INC.	1,840	1,840	0	0
LAMBRECHT, KARL CORP.	31,260	7,475	23,785	0
LAMINAR FLOW, INC.	4,648	4,648	0	0
LAMONDS, DR. HAP	35,000	0	35,000	0
LANCAST	6,930	0	6,930	0
LANCS INDUSTRIES, INC.	2,819	2,819	0	0
LAND INFRARED	6,675	6,675	0	0
LANDAUER, INC.	7,463	7,463	0	0
LANDIS GYR POWERS, INC.	6,658	0	6,658	0
LANDMARK RESEARCH	1,246	1,246	0	0
LANDSBERG, KENT H.	2,626	0	2,626	0
LANDSEA SYSTEMS, INC.	97,036	97,036	0	0
LANEX CORP.	331,979	331,979	0	0
LANGELL'S ART SUPPLIES, INC.	6,383	6,383	0	6,383
LANGUAGE SERVICE, INC., THE	205,000	205,000	0	0
LANGUAGE SYSTEMS CORP.	7,324	3,480	3,844	0
LANIER	49,436	0	49,436	0
LANIER WORLDWIDE, INC.	60,124	37,206	22,918	33,458
LANNING, PHILLIPS & ASSOCIATES	35,200	27,000	8,200	0
LAN-TECH, INC.	30,240	30,240	0	30,240
LANTRONIX	11,467	11,043	424	0
LANXIDE PRECISION, INC.	4,983	4,983	0	0
LAPP INSULATOR	1,096	1,096	0	0
LARNER MACHINE, INC.	79,702	79,702	0	0
LARS INDUSTRIES, INC.	54,099	54,099	0	0
LARSEN ELECTRONICS, INC.	1,044	1,044	0	0
LARSON DAVIS LABORATORIES	2,725	2,725	0	0

Supplier Name	Total \$	SNL/NM \$	SNL/CA \$	NM \$
LARSON ELECTRONIC GLASS	1,752	0	1,752	0
LASER CARD SYSTEMS	4,090	4,090	0	0
LASER DIODE, INC.	7,776	7,776	0	0
LASER ENGINEERING	4,409	4,409	0	0
LASER FAB	2,295	2,295	0	0
LASER FARE	1,000	1,000	0	0
LASER INSTITUTE OF AMERICA	1,810	1,810	0	0
LASER LIFE TECHNOLOGIES	116,002	0	116,002	0
LASER MASTER TECHNOLOGIES, INC.	1,740	1,740	0	0
LASER OPTICS, INC.	28,230	28,230	0	0
LASER PHOTONICS, INC.	4,860	1,648	3,212	0
LASER POWER OPTICS	1,005	1,005	0	0
LASER PRECISION CORP.	4,875	0	4,875	0
LASER PROBE, INC.	7,400	7,400	0	0
LASE-R SHIELD, INC.	7,232	3,877	3,355	7,232
LASER SPECIALISTS, INC.	6,151	6,151	0	6,151
LASER TECHNOLOGY, INC.	8,078	0	8,078	0
LASEREX, INC.	1,600	1,600	0	0
LASERFORM, INC.	3,000	0	3,000	0
LASERMAX, INC.	2,990	2,290	700	0
LASERTECHNICS, INC.	5,380	50	5,330	5,380
LASERWORKS	1,302	0	1,302	0
LASIRIS, INC.	3,316	3,316	0	0
LAUN-DRY SUPPLY CO., INC.	1,318	1,318	0	1,318
LAVAL, JOE	4,200	4,200	0	4,200
LAVERNIA, DR. ENRIQUE	10,000	0	10,000	0
LAWRENCE METAL PRODUCTS	5,062	5,062	0	0
LAYNE ENVIRONMENTAL SERVICES	3,016,454	3,016,454	0	0
LCF ENTERPRISES	3,595	3,595	0	0
L-COM DIRECT	3,390	1,571	1,819	0
LDP & ASSOCIATES	1,153	1,153	0	0
LEARN PC	5,484	0	5,484	0
LEARNING TREE	102,316	100,415	1,901	0
LEBOW CO.	59,309	46,767	12,542	0
LECO CORP.	9,326	5,959	3,368	0
LECROY RESEARCH SYSTEM CORP.	165,674	129,044	36,629	35,681
LECTRONIC RESEARCH LABORATORIES, INC.	1,440	1,440	0	0
LEE CO., THE	1,624	1,624	0	0
LEEDS & NORTHRUP CO.	5,343	5,343	0	0
LEEMAK TRAINING SYSTEMS, INC.	123,710	7,790	115,920	0
LEEMAN LABS, INC.	1,015	1,015	0	0
LEGACY	5,480	3,095	2,385	0
LEGATO SYSTEMS, INC.	9,610	7,110	2,500	0
LEGENT CORP.	36,124	30,208	5,916	0
LEGI-SLATE, INC.	48,700	48,700	0	0
LEGO DACTA	3,215	3,215	0	0
LEHIGH UNIVERSITY	85,866	85,866	0	0
LEHIGHTON ELECTRONICS, INC.	2,795	2,795	0	0
LEICA, INC.	99,769	93,348	6,421	18,024
LEICO INDUSTRIES, INC.	1,126	1,126	0	0
LEKTRONICS NEW MEXICO	5,308	5,308	0	5,308
LEM DYNAMP, INC.	14,327	14,327	0	0
LEMMON, WILLIAM LEE	15,000	15,000	0	15,000
LEONARD, A. M., INC.	1,540	0	1,540	0
LEPEL CORP.	7,250	5,060	2,190	0
LESKER, KURT J. CO.	100,504	82,672	17,832	0
LEVEL FIVE RESEARCH	1,775	1,775	0	0
LEVINE, PROF. ALFRED	3,000	0	3,000	0
LEVI, RAY & SHOUP, INC.	7,565	7,565	0	0

Supplier Name	Total \$	SNL/NM \$	SNL/CA \$	NM \$
LEVY, GEORGE A., INC.	9,390	9,390	0	0
LEVY, MAX AUTOGRAPH, INC.	7,460	7,460	0	0
LEXEL LASER, INC.	17,640	17,640	0	0
LEXMARK INTERNATIONAL, INC.	36,704	36,704	0	35,391
LEYBOLD INFICON, INC.	150,590	144,381	6,209	20,177
LEYBOLD VACUUM PRODUCTS, INC.	47,773	47,773	0	45,273
LFE PLASMA SYSTEMS	2,605	2,605	0	0
LIBERTY ENGINEERING	5,303	5,303	0	0
LIBERT, JOHN M.	40,000	40,000	0	0
LIBRARIAN, INC., THE	1,840	1,840	0	0
LICONIX	17,433	17,433	0	0
LIEB & ASSOCIATES	3,350	3,350	0	0
LIEBER'S LUGGAGE OF NM, INC.	6,350	6,350	0	6,350
LIEBERT CORP.	42,718	32,979	9,739	24,902
LIFETIME MEMORY PRODUCTS	12,522	12,522	0	0
LIFT EQUIPMENT CERTIFICATION CO.	5,136	5,136	0	0
LIGHT CARE	2,000	2,000	0	0
LIGHTNING ELIMINATORS & CONSULTANTS	3,048	3,048	0	0
LIGHTNING PROTECTION CORP.	1,691	1,691	0	0
LIGHTNING TECHNOLOGIES, INC.	1,000	1,000	0	0
LIGHTWAVE ELECTRONICS CORP.	75,945	72,095	3,850	0
LIMA EQUIPMENT CO.	1,829	1,829	0	0
LIMCO MANUFACTURING CORP.	77,932	77,932	0	0
LIMIT POINT SYSTEMS	393,960	0	393,960	0
LINCOLN LASER CO.	2,713	2,713	0	0
LINDBERG CO.	3,354	3,245	109	0
LINDGREN RF ENCLOSURES, INC.	32,568	32,568	0	3,048
LINDO SYSTEMS	2,995	2,995	0	0
LINDSAY'S BUSINESS SUPPLIES & FURNITURE, INC.	5,104	0	5,104	0
LINE TOOL CO.	1,860	1,860	0	0
LINFINITY MICROELECTRONICS, INC.	3,600	3,600	0	3,600
LING ELECTRONICS, INC.	8,094	8,094	0	0
LINK SYSTEMS	5,145	5,145	0	0
LINOTEXT DIGITAL COLOR	1,015	0	1,015	0
LINOTYPE-HELL CO.	59,566	6,816	52,750	0
LINOX	3,120	0	3,120	0
LIQUID AIR CORP.	33,354	0	33,354	0
LIQUID CARBONIC CORP.	2,033	0	2,033	0
LISTA INTERNATIONAL CORP.	2,597	2,597	0	0
LIT-ER-AL CORP.	6,519	6,519	0	0
LITHO SUPPLY, INC.	1,850	1,850	0	1,850
LITHOGRAPHIC HORIZONS, INC.	1,778	0	1,778	0
LITHOGRAPHY REPAIR SERVICE	21,150	21,150	0	21,150
LITTEN ELECTRONIC DEVICES	4,400	4,400	0	0
LITTLE BEAVER, INC.	1,245	1,245	0	0
LITTLE, ARTHUR D., INC.	58,739	58,739	0	0
LITTON AIRTRON	25,135	23,234	1,901	0
LITTON ENGINEERING LABORATORIES	2,370	2,370	0	0
LITTON INDUSTRIES, INC.	37,356	35,856	1,500	0
LITTON ITEK OPTICAL SYSTEMS	199,912	199,912	0	0
LITTON SYSTEMS, INC.	109,171	108,747	424	0
LIVELY EQUIPMENT CO.	3,768	3,768	0	3,768
LIVERMORE CYCLERY	8,383	0	8,383	0
LIVERMORE SAW & MOWER SHOP	3,705	0	3,705	0
LIVERMORE UNIFIED SCHOOL DISTRICT	21,864	0	21,864	0
LIVERMORE VALLEY RADIOLOGISTS MEDICAL GROUP, INC.	4,000	0	4,000	0
LIVERMORE-DUBLIN DISPOSAL	5,200	0	5,200	0

Supplier Name	Total \$	SNL/NM \$	SNL/CA \$	NM \$
LIVESAY CONSULTANTS	13,400	13,400	0	0
LK MACHINE, INC.	14,630	14,630	0	14,630
LLB CO., INC., THE	1,159	1,159	0	0
LLOYD'S MARITIME INFORMATION SERVICES, INC.	39,000	39,000	0	0
LLOYD'S REFRIGERATION	2,740	2,740	0	0
LOBO LIFT, INC.	79,165	79,165	0	79,165
LOCKFAST WEST	10,309	10,309	0	0
LOCKHEED ANALYTICAL LAB	5,946	0	5,946	0
LOCKHEED MISSILES & SPACE CO., INC.	3,158	3,158	0	0
LOCKMASTERS, INC.	10,630	10,630	0	0
LOCKWOOD-GREENE TECHNOLOGIES	2,380,270	2,380,270	0	0
LOEL SYSTEMS INTEGRATION, INC.	1,645	1,645	0	1,645
LOGAN & ASSOCIATES	6,858	6,858	0	6,858
LOGETRONICS	1,038	1,038	0	0
LOGIC DEVICES, INC.	2,244	2,244	0	0
LOGIC EXTENTION RESOURCES	1,296	1,296	0	0
LOGIC MODELING CORP.	35,700	35,700	0	0
LOGIC WORK, INC.	3,366	3,366	0	0
LOGICAL CHOICE	3,830	3,830	0	3,830
LOGICAL DATA CORP.	2,700	2,700	0	0
LOGICAL DEVICES, INC.	4,715	4,715	0	0
LOGICON RDA	20,000	20,000	0	0
LOGICRAFT, INC.	88,573	88,573	0	0
LOGIMETRICS, INC.	10,000	10,000	0	0
LOGITECH PRODUCTS	35,250	0	35,250	0
LONE STAR SAFETY & SUPPLY	3,040	3,040	0	0
LONGYEAR CO.	5,936	5,936	0	0
LOPEZ, LINDA M.	25,000	25,000	0	25,000
LORAIN PRODUCTS	2,728	2,728	0	0
LORAL CONIC	178,998	84,107	94,891	0
LORAL CORP.	92,596	88,925	3,671	30,168
LORAL DEFENSE SYSTEMS	325,000	325,000	0	0
LORAL FAIRCHILD CORP.	37,140	0	37,140	0
LORAL FEDERAL SYSTEMS	15,000	15,000	0	0
LORAL TERRACOM CORP.	5,428	5,428	0	0
LORAL TEST & INFORMATION SYSTEMS	205,005	205,005	0	0
LORANGER INTERNATIONAL CORP.	4,037	4,037	0	0
LOREE GOLD STAMPING & BADGE CO.	13,611	13,611	0	13,611
LORTEC POWER SYSTEMS, INC.	1,985	1,985	0	1,985
LOS ALAMOS ECONOMIC DEVELOPMENT CORP.	16,000	16,000	0	16,000
LOS ALAMOS TECHNICAL ASSOCIATES, INC.	874,869	874,869	0	874,869
LOTUS DEVELOPMENT CORP.	63,592	63,458	134	0
LOUISIANA STATE UNIVERSITY	30,000	30,000	0	0
LOVELACE INSTITUTES, THE	115,000	115,000	0	115,000
LOVELACE, INC.	252,114	252,114	0	252,114
LOWRANCE TECHNOLOGIES	24,374	24,374	0	0
LP GLASSBLOWING, INC.	2,795	2,795	0	0
LSI LOGIC CORP.	1,345,608	1,345,608	0	0
LSI NORTH AMERICAN SERVICE, INC.	1,143	1,143	0	0
LUBIN, L. J., INC.	2,215,933	2,215,933	0	2,215,933
LUCAS CONSULTING	15,000	15,000	0	0
LUCAS CONTROL SYSTEMS PRODUCTS	2,588	2,588	0	0
LUCAS NOVA SENSOR	3,784	3,784	0	0
LUCAS PRECISION CO.	2,122	2,122	0	0
LUCAS WEINSCHL	9,815	9,815	0	3,115
LUCAS-SCHAEVITZ	8,667	8,667	0	0
LUCAS/SIGNATONE CORP.	22,441	21,041	1,400	0
LUCE PRESS CLIPPINGS	6,000	6,000	0	0
LUCE, R. P. CO., INC.	1,096	0	1,096	0

Supplier Name	Total \$	SNL/NM \$	SNL/CA \$	NM \$
LUCID, INC.	1,400	1,400	0	0
LUCIFER FURNACES, INC.	1,801	0	1,801	0
LUDLUM MEASUREMENTS, INC.	48,301	47,242	1,059	0
LUGEN INDUSTRIES	40,874	40,874	0	0
LUJAN SOFTWARE SERVICES, INC.	765,820	765,820	0	765,820
LUMBER, INC.	10,143	10,143	0	10,143
LUMONICS, INC.	140,420	138,052	2,368	0
LUND, JAMES C.	50,000	0	50,000	0
LUSK METALS CORP.	14,441	0	14,441	0
LUTZ SALES CO.	1,055	0	1,055	0
LUXEL CORP.	4,970	4,970	0	0
LUXTRON CORP.	30,148	28,443	1,705	15,450
LUZ DE NAMBE	2,492	2,492	0	2,492
LXD, INC.	3,500	3,500	0	0
LYNFIELD CONSULTING	2,100	2,100	0	2,100
LYNN INDUSTRIAL COATINGS	2,520	2,520	0	0
LYNN MEDICAL, INC.	1,187	1,187	0	0
LYNX GEOSYSTEMS, INC.	3,750	3,750	0	0
LYNX REALTIME SYSTEMS, INC.	5,810	5,810	0	0
LYTRON, INC.	1,353	614	739	0
M&K ENTERPRISES	13,260	13,260	0	0
M&M DESIGNS	3,839	0	3,839	0
M&M HONDA MOTO GUZZI	24,467	24,467	0	24,467
M&P CONSTRUCTION CO.	54,990	54,990	0	0
M/A-COM GOVERNMENT PRODUCTS, INC.	4,000	4,000	0	0
M/A-COM, INC.	37,095	37,095	0	0
M3 ENGINEERING & MANUFACTURING	64,150	64,150	0	0
MAC CONNECTION	14,116	7,446	6,669	0
MAC DIRECT	1,208	1,208	0	0
MAC DONALD, R. F. CO.	3,555	0	3,555	0
MAC MALL	6,317	1,809	4,508	0
MAC PRO SYSTEMS	40,151	4,997	35,154	0
MAC SEMA, INC.	6,471	0	6,471	0
MAC TECHNICAL SERVICES CO.	430,473	430,473	0	0
MAC WAREHOUSE	236,391	22,580	213,811	0
MACAULAY FOUNDRY	38,707	38,707	0	0
MACCABE, ARTHUR B.	9,200	9,200	0	9,200
MACCOR, INC.	37,420	37,420	0	0
MACDONALD, R. F. CO.	1,643	0	1,643	0
MACHINE DYNAMICS, INC.	45,000	45,000	0	45,000
MACHINE TECHNOLOGY, INC.	3,626	3,626	0	0
MACHINED CERAMICS CO.	1,835	1,835	0	0
MACIEJEWSKI, ANTHONY A.	20,200	20,200	0	0
MACKAY, DR. RAE	10,000	10,000	0	0
MACMILLAN PUBLISHING CO., INC.	1,138	1,079	59	0
MACNEAL-SCHWENDLER CORP., THE	133,226	133,226	0	0
MACROMEDIA, INC.	5,463	3,222	2,241	0
MAC'S PLACE	6,456	2,745	3,711	0
MACTRONIX, INC.	4,183	4,183	0	0
MADCO WELDING SUPPLY, INC.	10,100	0	10,100	0
MADE TO ORDER	1,128	1,128	0	1,128
MADISON OPTICAL, INC.	1,629	1,629	0	0
MADSEN, MARTIN CO.	1,109	0	1,109	0
MAGID GLOVE & SAFETY MFG. CO.	5,779	0	5,779	0
MAGMA	6,975	6,975	0	0
MAGNAVOX ELECTRONIC SYSTEMS CO.	303,180	303,180	0	0
MAGNAVOX GOVERNMENT & INDUSTRIAL ELECTRONICS CO.	1,770	1,770	0	0
MAGNET SALES & MFG. CO.	10,392	10,392	0	0

Supplier Name	Total \$	SNL/NM \$	SNL/CA \$	NM \$
MAGNETIC INSTRUMENTATION, INC.	2,335	2,335	0	0
MAGNETIC SHIELD CORP.	5,885	3,150	2,735	0
MAGNETROL INTERNATIONAL, INC.	1,190	0	1,190	0
MAGNUM PRECISION MACHINES, INC.	84,600	84,600	0	84,600
MAGSOFT CORP.	21,350	21,350	0	0
MAINTENANCE PLUS	7,276	7,276	0	0
MAJORS SCIENTIFIC BOOKS, INC.	47,893	21,726	26,167	0
MALAMPY, WILLIAM	1,350	1,350	0	0
MALCO A MICRODOT CO.	1,295	1,295	0	0
MALCOLM SERVICES, INC.	3,016	3,016	0	3,016
MALCOLM, D. ASSOCIATES	24,200	24,200	0	0
MALIBU RESEARCH ASSOCIATES, INC.	239,972	0	239,972	0
MALOY MOBILE STORAGE	170,225	170,225	0	170,225
MALVERN INSTRUMENTS, INC.	20,730	20,730	0	0
MANAGEMENT CONSULTANTS	285,000	285,000	0	285,000
MANCO SYSTEMS	10,420	0	10,420	0
MANHATTAN CONSTRUCTION	15,568,298	15,568,298	0	85,056
MANMAC, INC.	2,370	2,370	0	0
MANNCORP	20,303	20,303	0	0
MANNESMANN TALLY	1,000	1,000	0	0
MANN, THOMAS R. & ASSOCIATES	1,093	1,093	0	1,093
MANPOWER, INC.	59,000	59,000	0	59,000
MANSFIELD, P. H.	1,390	1,390	0	1,390
MANUFACTURING TECHNOLOGIES, INC.	2,250	2,250	0	0
MANUFACTURING TECHNOLOGY, INC.	4,949	0	4,949	0
MANUFACTURING & CONSULTING SERVICES, INC.	15,292	15,292	0	0
MANUGISTICS, INC.	4,404	4,404	0	0
MANZANO WESTERN, INC.	14,667	14,667	0	14,667
MARCH ELECTRONICS	4,025	4,025	0	0
MARCH INSTRUMENTS, INC.	25,050	25,050	0	0
MARCHI ASSOCIATES	1,360	0	1,360	0
MARCO STEEL & ALUMINUM, INC.	18,712	18,601	110	18,712
MAR-COM	4,287	0	4,287	0
MARCONI INSTRUMENTS, INC.	5,483	5,483	0	4,963
MARION ARTHUR, INC.	2,040	2,040	0	0
MARIPOSA VIDEO	54,371	54,371	0	54,371
MARK OPTICS, INC.	9,525	9,525	0	0
MARKLYN CONTROLS SUPPLY	5,260	5,260	0	5,260
MARKS & ASSOCIATES	3,364	3,364	0	0
MARMON MOTOR CO.	5,581	5,581	0	0
MAROTTA, CHARLES R.	10,000	10,000	0	0
MARQUETTE ELECTRONICS, INC.	10,057	10,057	0	0
MARRIOTT HOTEL	4,698	4,698	0	4,698
MARSHALL ELECTRONICS, INC.	6,623	6,623	0	0
MARSHALL INDUSTRIES	33,580	21,980	11,600	0
MARSHALL-NEWELL SUPPLY CO.	1,650	0	1,650	0
MARTEX CIRCUITS, INC.	7,887	7,887	0	0
MARTIN MARIETTA CORP.	5,000	5,000	0	0
MARTIN MARIETTA ELECTRONICS LABORATORY	3,110	3,110	0	0
MARTIN MARIETTA PRICE SYSTEM	104,890	104,890	0	0
MARTIN STEEL CONSTRUCTORS, INC.	12,644	12,644	0	0
MARWAY PRODUCTS, INC.	29,996	25,374	4,622	0
MARYLAND ENERGY ADMINISTRATION	14,989	14,989	0	0
MARZELLER TECHNOLOGIES, INC.	49,693	49,693	0	49,693
MAS	1,783	0	1,783	0
MASK TECHNOLOGY, INC.	1,490	1,490	0	0
MASS MICRO SYSTEMS	1,310	0	1,310	0
MASS VAC, INC.	4,995	0	4,995	0
MASSACHUSETTS INSTITUTE OF TECHNOLOGY	552,713	552,713	0	0

Supplier Name	Total \$	SNL/NM \$	SNL/CA \$	NM \$
MAST KEYSTONE, INC.	1,180	1,180	0	0
MASTER BOND, INC.	3,135	3,135	0	0
MATE PUNCH & DIE CO.	7,911	7,911	0	0
MATEC APPLIED SCIENCES	36,551	35,995	556	0
MATERIAL HANDLING SPECIALISTS	5,762	5,762	0	5,762
MATERIALS ENGINEERING ASSOCIATES	31,436	31,436	0	0
MATERIALS RESEARCH CORP.	120,615	120,615	0	0
MATERIALS RESEARCH SOCIETY	1,733	563	1,170	0
MATERIALS TECHNOLOGY CORP.	2,590	2,590	0	0
MATERIALS & ELECTROCHEMICAL (MER) CORP.	3,200	3,200	0	0
MATERIALS, INC.	42,390	42,390	0	42,390
MATH ASSOCIATES, INC.	18,126	3,266	14,860	0
MATHESON GAS PRODUCTS, INC.	155,170	9,131	146,039	0
MATHESON-SEMIGAS SYSTEMS	4,400	4,400	0	0
MATHIS, R. D. CO.	7,424	7,424	0	0
MATHSOFT, INC.	28,740	24,936	3,804	0
MATHWORKS, INC., THE	329,070	260,202	68,869	0
MATRIX CORP.	773,676	773,676	0	744,646
MATRIX INTEGRATED SYSTEMS, INC.	19,965	19,965	0	0
MAURER ENGINEERING	14,313	14,313	0	0
MAUREY INSTRUMENT CORP.	1,879	1,879	0	0
MAURY MICROWAVE CORP.	4,144	3,080	1,064	0
MAVERICK TECHNOLOGIES	53,000	53,000	0	1,900
MAX ENHANCEMENT GROUP	128,580	0	128,580	0
MAXON AMERICA, INC.	2,405	2,405	0	0
MAXTEC INTERNATIONAL CORP.	17,040	17,040	0	0
MAXTEK, INC.	18,063	18,063	0	0
MAXWELL LABORATORIES, INC.	560,456	560,161	295	828
MAXWELL SAFETY PRODUCTS	1,620	1,620	0	0
MAYHEW CO., THE	23,495	23,495	0	23,495
MAYLINE CO.	1,070	1,070	0	0
MB DYNAMICS	11,010	11,010	0	0
MB OIL CO.	233,666	233,666	0	233,666
MBA OFFICE SUPPLIES	6,618	0	6,618	0
MBS CONSULTING PARTNERS	19,600	19,600	0	0
MCALLISTER TECHNICAL SERVICES	4,300	0	4,300	0
MCBRIDE & ASSOCIATES	1,919,637	1,827,132	92,505	1,919,637
MCCAMEY & ASSOCIATES	1,961	1,961	0	0
MCCAULEY TOOL & SUPPLY	6,025	0	6,025	0
MCCLINTOCK PAPER CO.	1,320	1,320	0	1,320
MCCOMAS SALES CO., INC.	4,368	4,368	0	4,368
MCCOY ELECTRONICS CO.	3,276	3,276	0	0
MCCOY SALES CORP.	2,146	2,146	0	0
MCCOY SANITARY SUPPLY CO.	1,087	0	1,087	0
MCCOY & ASSOCIATES, INC.	18,000	18,000	0	0
MCDADE-WOODCOCK, INC.	3,362,252	3,362,252	0	3,362,252
MCDONALD, GERALD W., PHD	80,000	80,000	0	0
MCDONNELL-DOUGLAS CORP.	423,056	423,056	0	0
MCGOVERN, JIM	30,000	30,000	0	0
MCGRATH, E., INC.	1,595	1,595	0	0
MCGRAW-HILL, INC.	2,102	1,584	518	0
MCGRAW, MAUREEN	7,500	7,500	0	0
MCGUCKEN, DR. TOM	32,000	32,000	0	32,000
MCGUIRE INDUSTRIES, INC.	7,400	7,400	0	7,400
MCKELL, LINDA JOY	136,000	0	136,000	0
MCKENNA	2,955	0	2,955	0
MCKENZIE REPROGRAPHICS	15,355	0	15,355	0
MCKINLEY SALES CO., INC.	211,766	211,766	0	211,766
MCKOWN-BELANGER ASSOCIATES PC	200,000	200,000	0	200,000

Supplier Name	Total \$	SNL/NM \$	SNL/CA \$	NM \$
MCLAUGHLIN, DR. DENNIS	20,000	20,000	0	0
MCMASTER-CARR SUPPLY CO.	181,063	82,139	98,923	0
MCNULTY, DR. PETER	2,495	2,495	0	0
MCSI	3,615	3,615	0	0
MCT INDUSTRIES, INC.	211,524	211,524	0	211,524
MCWHORTER'S STATIONERY	10,949	0	10,949	0
MDA ENGINEERING, INC.	2,900	2,900	0	0
MDA SCIENTIFIC, INC.	131,632	131,632	0	0
MDC VACUUM PRODUCTS CORP.	141,003	62,597	78,406	6,403
MEAD DATA CENTRAL	22,000	22,000	0	0
MEADOWLARK OPTICS	1,370	1,370	0	0
MEADOWS, BEN CO.	2,195	2,195	0	0
MEAD, PHILIP L.	1,000	1,000	0	1,000
MEASUREMENTS GROUP, INC.	38,499	34,079	4,420	14,088
MECHANICAL DYNAMICS, INC.	4,050	4,050	0	0
MED COMPLIANCE SERVICES	7,000	7,000	0	7,000
MEDASYS, INC.	10,500	10,500	0	0
MEDIA CYBERNETICS	3,992	3,992	0	0
MEDIA RESOURCES, INC.	1,350	1,350	0	0
MEDIAWORKS ADVERTISING SPECIALTIES	10,298	10,298	0	10,298
MEDICAL GRAPHICS, INC.	1,200	0	1,200	0
MEDICAL RECORDS INSTITUTE	4,800	4,800	0	0
MEDICAL SALES ASSOCIATES	1,861	1,861	0	0
MEDLEY MATERIAL HANDLING, INC.	91,357	91,357	0	91,357
MEDOVCHIKOV, DR. STANISLAV F.	3,200	3,200	0	0
MEGA DRIVE SYSTEMS	7,574	2,398	5,176	0
MEGA NETWORK, INC.	14,661	0	14,661	0
MEGADRIVE SYSTEMS, INC.	79,831	37,582	42,249	0
MEGAHAUS	7,411	5,843	1,568	0
MEGATEK CORP.	2,280	2,280	0	0
MEGLEN, JO	20,000	20,000	0	0
MELCHER, INC.	5,401	5,401	0	0
MELCOR/MATERIALS ELECTRONIC PRODUCTS CORP.	1,147	596	551	0
MELLER OPTICS, INC.	8,269	8,269	0	0
MELLES-GRIOT, INC.	128,036	96,624	31,412	0
MEMC ELECTRONIC MATERIALS, INC.	44,345	44,345	0	0
MEMORY 4 LESS	1,238	1,238	0	0
MEMORY WORLD	1,352	712	640	0
MENCHES TOOL & DIE, INC.	8,392	0	8,392	0
MENDEZ, ANA G. UNIVERSITY SYSTEM	228,000	228,000	0	0
MENTALIX, INC.	6,392	6,392	0	0
MENTOR GRAPHICS CORP.	639,450	639,450	0	0
MERCER, WILLIAM M., INC.	144,852	144,852	0	138,852
MERCHANTEK, INC.	3,650	3,650	0	0
MERCK & CO., INC.	1,000	1,000	0	0
MERCRON, INC.	7,148	7,148	0	0
MERCURY COMPUTER SYSTEMS, INC.	165,745	165,745	0	0
MERCURY INTERACTIVE CORP.	11,025	11,025	0	0
MERCURY WIRE PRODUCTS, INC.	4,380	4,380	0	0
MERET OPTICAL COMMUNICATIONS, INC.	11,012	2,350	8,662	2,350
MERIDIAN CORP.	685,715	685,715	0	0
MERKEL, MELVIN A.	18,000	18,000	0	0
MERLIN TECHNOLOGIES, INC.	9,703	9,703	0	0
MERREN, GEORGE T.	5,000	5,000	0	5,000
MERRICK & CO.	155,188	155,188	0	155,188
MERRILL, DR. CELIA	45,400	45,400	0	45,400
MERRIMAC INDUSTRIES, INC.	21,500	17,380	4,120	0
MESA EQUIPMENT & SUPPLY CO.	29,540	28,185	1,355	29,540

Supplier Name	Total \$	SNL/NM \$	SNL/CA \$	NM \$
MESA INTEGRATED SYSTEMS	4,279	4,279	0	0
MESA REPROGRAPHICS	144,742	144,742	0	144,742
MESQUITE GROUP, INC.	40,000	40,000	0	0
MET ONE NORTHWEST, INC.	6,140	6,140	0	0
META SOFTWARE, INC.	7,642	7,642	0	0
METAL CRYSTALS & OXIDES, LTD.	1,072	0	1,072	0
METAL FAB CORP.	5,080	5,080	0	0
METAL FLEX WELDED BELLOWS, INC.	3,585	2,800	785	0
METAL SAMPLES CO., INC.	90,928	88,685	2,244	0
METAL SPECIALTIES, INC.	22,767	22,767	0	0
METAL SURFACES, INC.	6,785	6,785	0	0
METAL TECH	14,086	0	14,086	0
METALCRAFT, INC.	6,749	6,749	0	0
METALINK CORP.	1,781	1,781	0	0
METALLOGRAPHIC LABORATORY SERVICE	45,000	0	45,000	0
METALLURGICAL TRANSACTIONS	1,050	1,050	0	0
METALMART, INC.	4,595	0	4,595	0
METASYSTEMS DESIGN GROUP, INC.	1,500	1,500	0	0
MET-CHEM WEST	1,793	1,793	0	0
METCUT RESEARCH ASSOCIATES, INC.	1,335	1,335	0	0
METEOR OPTICS, INC.	7,375	7,375	0	0
METEROPTICS, INC.	5,100	5,100	0	0
METHEUS CORP.	60,249	60,200	49	0
METHODS MACHINE TOOLS, INC.	5,078	5,078	0	0
METRA CORP.	5,995	5,995	0	0
METRO COMPUTER WORLD	459,283	459,283	0	459,283
METRO MARK, INC.	2,068	0	2,068	0
METRO VIDEO	1,986	1,986	0	0
METROLINE INDUSTRIES	1,355	1,355	0	0
METROSONICS, INC.	9,190	9,190	0	0
METRUM INFORMATION STORAGE	269,668	269,668	0	0
METRUM INSTRUMENT	1,550	1,550	0	0
METTLER-TOLEDO, INC.	13,250	13,010	240	0
METUCHEN CAPACITORS, INC.	3,405	3,405	0	0
MEYER TOOL & MANUFACTURING, INC.	18,590	18,590	0	0
MEYERS, B. E. & CO.	7,927	7,927	0	0
MF ELECTRONICS CORP.	2,350	2,350	0	0
MFGS. REP. CO.	8,040	0	8,040	0
MH&W INTERNATIONAL	1,492	1,492	0	0
MICHAEL'S OF SAN FRANCISCO	2,828	0	2,828	0
MICHIGAN TECHNOLOGICAL UNIVERSITY	32,796	32,796	0	0
MICRACOR, INC.	65,500	65,500	0	0
MICREL SEMICONDUCTOR	49,230	49,230	0	0
MICRO DYNAMICS	2,220	0	2,220	0
MICRO EXPRESS	6,229	6,229	0	0
MICRO FOCUS	11,701	11,701	0	0
MICRO INNOVATION	3,522	3,522	0	3,522
MICRO MARK	5,973	5,973	0	0
MICRO MEMORY, INC.	24,715	21,515	3,200	0
MICRO MO ELECTRONICS, INC.	11,928	11,928	0	0
MICRO PROGRAMS, INC.	1,624	1,624	0	0
MICRO STRAIN	3,270	0	3,270	0
MICRO SWITCH	4,556	4,556	0	0
MICRO TECHNOLOGY, INC.	51,094	51,094	0	0
MICRO VIDEO PRODUCTS	1,185	1,185	0	0
MICROAGE	9,679	0	9,679	0
MICROAGE COMPUTER STORES	1,260	0	1,260	0
MICROBICS CORP.	24,285	24,285	0	0
MICROCAL SOFTWARE, INC.	6,868	6,868	0	0

Supplier Name	Total \$	SNL/NM \$	SNL/CA \$	NM \$
MICROCIRCUIT ENGINEERING CORP.	4,997	4,997	0	0
MICROCOM CORP.	113,490	113,490	0	0
MICRODYNE CORP.	85,460	85,460	0	0
MICROFIELD GRAPHICS, INC.	25,339	22,723	2,616	0
MICROFLECT	3,000	3,000	0	0
MICROGRAFX, INC.	1,449	1,449	0	0
MICROHELP, INC.	1,566	1,566	0	0
MICROHOUSE, INC.	1,447	1,447	0	0
MICROLAB/FXR	2,880	2,880	0	0
MICROLINE COMPUTER	1,488	1,488	0	0
MICROMANIPULATOR CO., INC., THE	23,491	20,936	2,555	0
MICROMAP	4,500	4,500	0	0
MICROMEDEX, INC.	40,101	32,885	7,216	7,446
MICROMEGA SYSTEMS, INC.	35,715	315	35,400	0
MICROMERITICS INSTRUMENT CORP.	111,860	20,290	91,570	0
MICROMETALS, INC.	117,209	117,209	0	0
MICRO-MODE PRODUCTS, INC.	75,210	75,210	0	0
MICRON COMPUTER, INC.	124,800	124,800	0	0
MICRONETICS, INC.	31,680	31,680	0	0
MICROPAC INDUSTRIES, INC.	51,112	51,112	0	0
MICROPATENT	5,060	0	5,060	0
MICROPHASE LABORATORIES, INC.	105,979	105,979	0	105,455
MICRO-PRECISION TECHNOLOGIES, INC.	1,000	1,000	0	0
MICROSEMI CORP.	3,094	3,094	0	0
MICROSIM CORP.	195,825	165,865	29,960	0
MICROSI, INC.	26,716	26,716	0	0
MICROSOFT CONSULTING SERVICES	3,500	3,500	0	0
MICROSOFT CORP.	19,701	18,272	1,430	0
MICROSORB TECHNOLOGIES, INC.	1,301	1,301	0	0
MICROSPOT USA, INC.	3,413	3,413	0	0
MICROSS COMPONENTS	4,376	4,376	0	0
MICROSTAR CORP.	9,430	9,430	0	0
MICROSYSTEMS ENGINEERING CORP.	4,871	4,871	0	0
MICROSYSTEMS SOFTWARE, INC.	1,195	0	1,195	0
MICROTEC RESEARCH, INC.	31,004	31,004	0	0
MICRO-TECH SCIENTIFIC	6,750	0	6,750	0
MICROTECH, INC.	2,006	2,006	0	0
MICROTOUCH SYSTEMS, INC.	10,969	10,969	0	0
MICROWARE SYSTEMS CORP.	1,600	1,600	0	0
MICROWAREHOUSE	63,364	23,645	39,719	0
MICROWAVE COMMUNICATIONS LABORATORIES, INC. (MCLI)	2,933	2,933	0	0
MICROWAVE DEVELOPMENT LABORATORIES, INC.	3,036	3,036	0	0
MICROWAVE FILTER CO., INC.	48,670	48,670	0	0
MICROWAVE POWER	14,000	14,000	0	0
MICROWAVE RADIO CORP.	6,990	6,990	0	0
MICROWAVE RESOURCES, INC.	5,575	5,575	0	0
MICROWAY, INC.	8,790	8,790	0	0
MIDAC CORP.	7,210	7,210	0	0
MIDAK	5,591	5,591	0	0
MIDAK INTERNATIONAL, INC.	98,470	98,470	0	0
MIDBROOK COUPLINGS	3,303	0	3,303	0
MID-CENTURY CHEMICALS	8,420	8,420	0	0
MIDCON, INC.	2,580,000	2,580,000	0	2,580,000
MIDDLETON BAY AIRGAS	21,949	0	21,949	0
MIDDLETON WELDERS SUPPLY CO.	2,288	0	2,288	0
MIDLAND INTERNATIONAL CORP.	1,020	1,020	0	0
MIDPAC LUMBER - KAUAI	2,148	2,148	0	0
MIDWAY OFFICE SUPPLY CENTER	3,675	3,675	0	3,675

Supplier Name	Total \$	SNL/NM \$	SNL/CA \$	NM \$
MIDWEST AUTOMATION	4,771	4,771	0	0
MIDWEST COMPUTERWORKS	1,995	1,995	0	0
MIDWEST DYNAMOMETER & ENGINEERING CO.	42,502	0	42,502	0
MIDWEST MICRO-PHERIPHERALS	12,365	12,365	0	0
MIDWEST MICROWAVE, INC.	2,797	2,797	0	0
MIDWEST OPTICAL SYSTEMS	6,882	6,882	0	0
MIDWEST TV & APPLIANCE	1,653	1,653	0	0
MIHALISIN ASSOCIATES, INC.	14,125	14,125	0	0
MIKES WELDING SERVICE	4,900	4,900	0	4,900
MIKON COMPUTER SYSTEMS	5,078	5,078	0	0
MIKRON INSTRUMENT CO., INC.	23,096	17,855	5,241	8,555
MILAM, STUART B.	25,000	25,000	0	25,000
MILETUS ASSOCIATES, INC.	45,205	45,205	0	45,205
MILGRAY ELECTRONICS, INC.	3,967	3,824	143	0
MILLENIUM GRAPHICS	10,180	8,968	1,212	0
MILLER METAL CO., INC.	3,383	3,383	0	3,383
MILLER THERMAL, INC.	9,576	9,576	0	0
MILLER-STEPHENSON CHEMICAL CO., INC.	2,536	1,634	902	0
MILLER, BARRY	50,000	50,000	0	50,000
MILLER, M. G. & ASSOCIATES	10,000	10,000	0	0
MILLICAN & ASSOCIATES	2,454,802	2,249,802	205,000	302,000
MILLIPORE CORP.	13,116	13,116	0	0
MILLITECH CORP.	18,830	18,830	0	0
MILOVIC, D. K. CO.	8,125	0	8,125	0
MILPITAS MOWERS, INC.	1,193	0	1,193	0
MIL-SPEC MAGNETICS, INC.	26,300	26,300	0	0
MINARIK ELECTRIC CO.	9,595	7,430	2,165	0
MINCO PRODUCTS, INC.	2,506	2,506	0	0
MINCO TECHNOLOGY LABS, INC.	11,738	11,738	0	0
MINE SAFETY APPLIANCES CO.	15,477	400	15,077	0
MINE SUPPLY CO., THE	11,196	11,196	0	11,196
MIN-E-CON	6,983	6,983	0	0
MINERAL OPTICS LABORATORY	4,896	4,896	0	0
MINI SYSTEMS, INC.	29,826	29,826	0	0
MINIATURE PRECISION BEARING CORP. (MPB)	3,686	3,686	0	0
MINIATURE PRODUCTS	25,147	25,147	0	25,147
MINICIRCUIT LABS	1,210	1,210	0	1,210
MINI-E-CON	1,322	1,322	0	0
MINITAB, INC.	6,100	5,390	710	0
MINNESOTA ELECTRIC TECHNOLOGY (MET)	3,900	3,900	0	0
MINNESOTA MINING & MFG. CO.	114,336	101,372	12,964	0
MINNESOTA VALLEY ENGINEERING, INC.	2,681	2,681	0	1,830
MINNESOTA WESTERN	28,173	0	28,173	0
MINNESOTA WESTERN/CREATIVE OFFICE PRODUCTS, INC.	7,583	0	7,583	0
MINNETONKE INSTRUMENTS	1,000	1,000	0	0
MINO-DATAPLEX	3,088	0	3,088	0
MINOLTA CORP.	6,190	6,190	0	0
MIRROR ELECTRONICS	4,000	4,000	0	0
MIRROR TECHNOLOGIES	4,488	0	4,488	0
MISCO, INC.	9,672	3,818	5,854	0
MISONIX, INC.	1,122	1,122	0	0
MISSION INSTRUMENTS CO.	8,700	8,700	0	0
MISSION RESEARCH CORP.	861,708	861,708	0	289,360
MISSION UNIFORMS	3,038	3,038	0	3,038
MISSOURI VALLEY, INC.	4,975	4,975	0	0
MITA COPYSTAR AMERICA, INC.	3,528	3,528	0	3,528
MITCHELL INSTRUMENTS CO.	2,832	2,495	337	0
MITCHELL & GAUTHIER ASSOCIATES (MGA)	6,048	6,048	0	0

Supplier Name	Total \$	SNL/NM \$	SNL/CA \$	NM \$
MITCHELL, REAR ADMIRAL JOHN T., RETIRED	4,000	4,000	0	0
MITEL, INC.	50,458	50,458	0	0
MITEQ, INC.	49,705	47,055	2,650	0
MITRE CORP., THE	400,000	400,000	0	0
MITSUBISHI INTERNATIONAL CORP.	24,937	24,937	0	0
MITSUBISHI MOTOR SALES OF AMERICA, INC.	145,981	145,981	0	0
MIZAR, INC.	53,550	53,550	0	0
MKS INSTRUMENTS, INC.	309,889	250,633	59,256	157,605
MMR TECHNOLOGIES, INC.	17,175	17,175	0	0
MOBILE DATACOMM	2,500	2,500	0	0
MOBILE MODULAR MANAGEMENT CORP.	106,044	0	106,044	0
MOBILE SCREEN & GLASS, INC.	7,405	7,405	0	7,405
MOBILE TELESYSTEMS, INC.	4,000	4,000	0	0
MOBILECOMM NATIONWIDE MESSAGING SERVICE	21,782	20,729	1,053	0
MODCOMP	39,360	39,360	0	0
MODEL PRODUCTS	6,428	5,476	953	6,428
MODEL SHOP, THE	8,480	8,480	0	0
MODOC ENGINEERING CO.	2,607	0	2,607	0
MODULAIRE OF NEW MEXICO	3,240	3,240	0	3,240
MODUTEK CORP.	3,154	3,154	0	0
MOGAS INDUSTRIES, INC.	2,900	2,900	0	0
MOHAWK INDUSTRIAL & NUCLEAR SUPPLY, INC.	1,345	1,345	0	0
MOHAWK RESEARCH CORP.	48,100	48,100	0	0
MOHR PERFORMANCE	64,625	64,625	0	64,625
MOJAVE EQUIPMENT CO.	4,020	4,020	0	0
MOLDED FIBER GLASS CO.	364,224	364,224	0	0
MOLECTRON DETECTOR, INC.	26,766	8,766	18,000	0
MOLECULAR APPLICATIONS GROUP	1,975	1,975	0	0
MOLECULAR SIMULATIONS, INC.	59,836	5,877	53,959	0
MOLEX INDUSTRIAL INTERNATIONAL	2,029	2,029	0	0
MOLZEN-CORBIN & ASSOCIATES, PA	612,650	612,650	0	612,650
MOMENTUM DATA SYSTEM	1,390	1,390	0	0
MONADNOCK LIFETIME PRODUCTS	1,279	1,279	0	0
MONARCH MACHINE TOOL CO., THE	2,321	1,148	1,173	0
MONARK CONSTRUCTION	3,500	3,500	0	0
MONCKTON'S MACHINE TOOLS, INC.	9,518	9,518	0	0
MONETT, JON N.	10,000	10,000	0	0
MONEY PROCESSING SYSTEMS, INC.	2,017	2,017	0	2,017
MONITOR PRODUCTS CO.	2,091	2,091	0	0
MONITRON CORP.	14,780	14,780	0	0
MONOLITHIC SYSTEMS, INC.	3,401	3,401	0	0
MONTAGE SOFTWARE, INC.	2,718	2,718	0	0
MONTCLAIR HOUSE & GARDEN SUPPLY	2,221	0	2,221	0
MONTEREY SCIENCES	1,176	1,176	0	1,176
MOORE BEARING CO.	1,695	1,695	0	1,695
MOORE BUSINESS FORMS, INC.	35,582	35,582	0	20,464
MOORE INDUSTRIES	11,440	11,440	0	11,440
MOORE PRODUCTS CO.	4,150	4,150	0	0
MOORE SPECIAL TOOL CO., INC.	90,133	83,035	7,098	0
MOR LITE	3,400	3,400	0	0
MORAN ELECTRIC CO.	12,115	12,115	0	12,115
MORGAN BUILDING SYSTEMS, INC.	10,158	10,158	0	10,158
MORGAN, DON	800,784	800,784	0	800,784
MORNING STAR TECHNOLOGIES	3,575	3,575	0	0
MORRISON, KAREN D.	32,000	32,000	0	32,000
MORRISSETTE CONSTRUCTION, INC.	10,000	10,000	0	0
MORROW, BETTY	14,650	14,650	0	14,650
MORSE ASSOCIATES, INC.	40,929	40,929	0	0
MORTON ADVANCED MATERIALS	28,807	28,807	0	0

Supplier Name	Total \$	SNL/NM \$	SNL/CA \$	NM \$
MOSCOW STEEL & ALLOYS INSTITUTE	5,750	5,750	0	0
MOSLER, INC.	122,147	122,086	60	0
MOTANG INTERNATIONAL, INC.	6,050	6,050	0	0
MOTHERBOARD WAREHOUSE	2,691	2,691	0	0
MOTION ENGINEERING	2,762	2,762	0	0
MOTION INDUSTRIES, INC.	1,973	0	1,973	0
MOTION SOLUTIONS, INC.	8,650	8,650	0	1,321
MOTOROLA	10,800	10,800	0	0
MOTOROLA COMMUNICATIONS & ELECTRONICS, INC.	1,190,564	1,188,017	2,547	1,184,778
MOTOROLA, INC.	504,268	494,022	10,246	24,038
MOTORSPORTS, INC.	2,631	2,631	0	2,631
MOTT METALLURGICAL CORP.	8,866	1,360	7,506	0
MOUNTAIN NETWORK SOLUTIONS	1,636	1,636	0	0
MOUNTAIN STATES ANALYTICAL	68,820	68,820	0	0
MOUNTAIN STATES EQUIPMENT	11,346	11,346	0	11,346
MOUNTAIN TOOL & SUPPLY	23,048	23,048	0	23,048
MOUSER ELECTRONICS	1,891	1,891	0	0
MOXLEY SKAN-A-MATIC DISTRIBUTORS	1,607	1,607	0	0
MPC DESIGN TECHNOLOGIES	21,649	21,649	0	21,649
MPC, INC.	1,345	1,345	0	0
MR RESOURCES	34,500	34,500	0	0
MRL INDUSTRIES	16,630	16,630	0	0
MSC INDUSTRIAL SUPPLY CO.	11,705	277	11,428	0
MSI TECHNOLOGIES, INC.	312,100	312,100	0	280,182
MST MEASUREMENT SYSTEMS, INC.	13,240	13,240	0	0
MTEC PHOTOACOUSTICS, INC.	10,200	0	10,200	0
MTE, INC.	12,154	0	12,154	0
MTI	6,170	6,170	0	0
MTI ANALYTICAL INSTRUMENTS	76,594	53,469	23,125	0
MTS SYSTEMS CORP.	303,256	92,953	210,303	4,000
MUELLER, W. J. ASSOCIATES, INC.	7,250	7,250	0	0
MULLER, FRANK W.	15,500	15,500	0	15,500
MULTIGARD SECURITY SYSTEMS	1,525	1,525	0	0
MULTIPLE ZONES INTERNATIONAL	83,011	2,108	80,904	0
MUNTERS CARGOCAIRE ENGINEERING CORP.	13,995	681	13,314	0
MUPAC CORP.	2,537	2,537	0	0
MURATA ERIE NORTH AMERICA, INC.	4,157	4,157	0	0
MURRAY ENERGY	4,783	4,783	0	0
MURTAUGH, STEVE REPRESENTS	1,610	0	1,610	0
MUSTANG MANUFACTURING	2,049	2,049	0	0
MUTUAL OF OMAHA/UNITED OF OMAHA	2,248,387	2,248,387	0	0
MUTUAL TOOL & DIE, INC.	4,500	4,500	0	0
MWS WIRE INDUSTRIES	1,354	434	920	0
MWW/STRATEGIC COMMUNICATIONS	5,000	5,000	0	0
MYERS, DAVID K.	2,000	2,000	0	2,000
MYERS, MICHAEL S.	2,000	2,000	0	2,000
MYERS, S. D., INC.	3,677	0	3,677	0
MYRE, WILLIAM C.	10,000	10,000	0	10,000
N BASE SWITCH	4,980	4,980	0	0
N CHIP, INC.	165,550	165,550	0	0
N WOOD COUNTER LABS	4,760	4,760	0	0
NABER ENTERPRISE	26,775	26,775	0	0
NABORS LOFFLAND DRILLING CO.	33,000	33,000	0	0
NAC VISUAL SYSTEMS	104,650	104,650	0	0
NAIL FAST, INC.	2,491	2,491	0	2,491
NALCO CHEMICAL CO.	16,130	16,130	0	0
NAMBE MILLS, INC.	2,550	2,550	0	2,550
NANMAC CORP.	1,783	1,783	0	0

Supplier Name	Total \$	SNL/NM \$	SNL/CA \$	NM \$
NANO INSTRUMENTS, INC.	6,205	0	6,205	0
NANOFAST, INC.	7,930	7,930	0	0
NANOMETRICS, INC.	21,150	21,150	0	0
NANONICS, LTD.	1,590	1,590	0	0
NANOSTRUCTURES, INC.	32,075	4,875	27,200	0
NAPA VALLEY PAINT	3,892	0	3,892	0
NASCO WEST	38,849	33,592	5,257	0
NASH ENGINEERING CO.	7,851	7,851	0	0
NASH METALWARE CO., INC.	12,153	12,153	0	0
NASHUA OFFICE PRODUCTS	1,234	0	1,234	0
NATIONAL ACADEMY OF INTEGRATIVE LEARNING, INC.	55,904	55,904	0	0
NATIONAL BAG CO.	1,176	1,176	0	0
NATIONAL CAR RENTAL	4,229	4,229	0	4,229
NATIONAL CHEMSEARCH	2,684	0	2,684	0
NATIONAL CIRCUITS, INC.	71,472	71,472	0	0
NATIONAL COMPUTER SYSTEMS, INC.	3,476	3,476	0	0
NATIONAL EDUCATION TRAINING GROUP	1,106	1,106	0	0
NATIONAL ELECTROSTATICS CORP.	51,542	51,542	0	0
NATIONAL ELEVATOR CO., INC.	11,491	0	11,491	0
NATIONAL FABTRONIX, INC.	4,072	0	4,072	0
NATIONAL FIRE PROTECTION ASSOCIATION (NFA)	4,357	3,410	948	0
NATIONAL FORGE CO.	6,104	6,104	0	0
NATIONAL GEOGRAPHIC SOCIETY	8,639	8,539	100	0
NATIONAL INFORMATION SYSTEMS	1,395	1,395	0	0
NATIONAL INSTITUTE OF STANDARDS & TECHNOLOGY	13,421	11,411	2,010	0
NATIONAL INSTRUMENTS CORP.	757,644	558,963	198,681	0
NATIONAL MAGNETICS CORP.	2,869	2,869	0	0
NATIONAL METALIZING	2,840	2,840	0	0
NATIONAL MICROELECTRONICS	3,977	3,977	0	0
NATIONAL PARTS DEPOT	1,066	436	630	0
NATIONAL PERIPHERALS, INC.	4,942	2,832	2,110	0
NATIONAL PIPING PRODUCTS	3,733	0	3,733	0
NATIONAL RESEARCH LABS, INC.	7,731	7,731	0	7,731
NATIONAL ROOFING CO., INC.	28,217	28,217	0	28,217
NATIONAL RURAL ELECTRIC COOP ASSOCIATION	39,587	39,587	0	0
NATIONAL SAFETY COUNCIL	3,761	3,005	756	0
NATIONAL SCIENCE TEACHERS ASSOCIATION	5,217	5,217	0	0
NATIONAL SOCIETY OF PROFESSIONAL ENGINEERS	7,057	7,057	0	0
NATIONWIDE PAPER	631,896	631,896	0	631,896
NAUGATUCK GLASS CO., THE	5,300	5,300	0	0
NAVSTAR SYSTEMS, INC.	2,500	2,500	0	0
NAVTECH SEMINARS, INC.	1,998	590	1,408	0
NCA PERIPHERALS	32,329	3,102	29,227	0
NCR-C TEC	4,060	4,060	0	0
NCUBE CORP.	193,546	193,546	0	0
NE TECHNOLOGY, INC.	6,276	6,276	0	0
NEC TECHNOLOGIES, INC.	11,750	11,750	0	1,112
NEELCHINE ENGINEERING	9,512	9,512	0	9,512
NEELEY SUPPLY	3,727	3,727	0	3,727
NELCO TWO CO.	1,830	1,830	0	1,830
NELSON MARKETING, INC.	1,822	1,822	0	0
NELSON-COULSON & ASSOCIATES, INC.	65,000	65,000	0	0
NELSON, DREW V.	15,064	0	15,064	0
NEMAN, INC.	14,405	0	14,405	0
NEMAT-NASSER, DR. SIA	10,000	10,000	0	0

Supplier Name	Total \$	SNL/NM \$	SNL/CA \$	NM \$
NEOCERA, INC.	19,900	0	19,900	0
NEON SOFTWARE, INC.	2,675	2,085	590	0
NEOS CORP.	20,000	20,000	0	0
NESCO SERVICE CO.	75,000	0	75,000	0
NESLAB INSTRUMENTS, INC.	86,098	75,179	10,919	0
NET COMPUTERS INTERNATIONAL	9,595	9,595	0	0
NET EDGE SYSTEMS	29,725	29,725	0	0
NET MANAGE, INC.	32,884	29,004	3,880	0
NET WORKS	165,000	165,000	0	165,000
NETMANAGE, INC.	54,042	48,184	5,858	0
NETSOFT	1,800	1,800	0	0
NETWORK ANALYSIS ASSOCIATES, INC.	4,500	4,500	0	0
NETWORK COMMUNICATIONS CORP.	14,689	14,689	0	0
NETWORK COMPUTING DEVICES	11,254	11,254	0	0
NETWORK EXPRESS	4,720	4,720	0	0
NETWORK GENERAL CORP.	154,338	134,263	20,075	126,322
NETWORK SYSTEMS CORP.	83,243	(2,371)	85,614	(2,371)
NETWORK TECHNOLOGIES, INC.	2,714	2,714	0	0
NETWORKING & COMPUTER COMMUNICATIONS	4,858	4,858	0	4,858
NETZSCH, INC.	1,290	1,290	0	0
NEUMANN CONSULTANTS	18,906	18,906	0	0
NEUMAN-PFEFFER, DENISE	15,000	15,000	0	0
NEURAL WARE, INC.	10,155	10,155	0	0
NEVA SYSTEMS, INC.	29,945	29,945	0	0
NEVADA NEANDERTHAL STONE	3,775	3,775	0	0
NEW DIMENSION DISTRIBUTING, INC.	3,726	3,726	0	3,726
NEW ENGLAND COMPUTER EXCHANGE	3,090	3,090	0	0
NEW ENGLAND RESEARCH, INC.	1,281,285	1,281,285	0	0
NEW FOCUS, INC.	135,343	71,805	63,538	0
NEW HERMES, INC.	2,998	2,998	0	0
NEW HORIZONS COMPUTER	100,000	0	100,000	0
NEW JERSEY PORCELAIN CO.	2,669	2,669	0	0
NEW MEXICO BEARING & SUPPLY CO.	4,893	4,893	0	4,893
NEW MEXICO CHEMICAL CORP.	20,000	20,000	0	20,000
NEW MEXICO CONFERENCE OF CHURCHES	75,000	75,000	0	75,000
NEW MEXICO ELECTRONIC SYSTEMS, INC.	5,402	5,402	0	5,402
NEW MEXICO HIGHLANDS UNIVERSITY	368,431	368,431	0	368,431
NEW MEXICO HYDRAULICS, INC.	2,150	2,150	0	2,150
NEW MEXICO INSTITUTE OF MINING & TECHNOLOGY	1,020,736	1,020,736	0	1,020,736
NEW MEXICO MOWER & SAW, INC.	4,013	4,013	0	4,013
NEW MEXICO PETERBILT	1,614	1,614	0	1,614
NEW MEXICO PRECISION, INC.	2,853	2,853	0	2,853
NEW MEXICO PRODUCTS, INC.	83,946	83,946	0	83,946
NEW MEXICO SCHOOL PRODUCTS	1,455	1,455	0	1,455
NEW MEXICO SCUBA CENTER, INC.	8,700	8,700	0	8,700
NEW MEXICO STATE UNIVERSITY	2,425,971	2,425,971	0	2,425,971
NEW MEXICO STEEL CO.	41,702	41,702	0	41,702
NEW MEXICO TECHNET, INC.	113,433	113,433	0	113,433
NEW MEXICO TECHNOLOGY CONSORTIUM CORP.	10,437	10,437	0	10,437
NEW MICROS, INC.	1,016	1,016	0	0
NEW MMI CORP.	3,241	3,241	0	0
NEW PIG CORP.	24,541	23,356	1,185	0
NEW STANDARD	7,800	7,800	0	0
NEW TECHNICS	5,514	0	5,514	0
NEW YORK STATE ENERGY OFFICE	12,935	12,935	0	0
NEWAGE INDUSTRIES, INC.	1,000	1,000	0	0
NEWBERRY, BYRON LEE	8,800	8,800	0	0
NEWBOLD CORP.	17,164	17,164	0	0

Supplier Name	Total \$	SNL/NM \$	SNL/CA \$	NM \$
NEWBRIDGE NETWORKS, INC.	7,980	7,980	0	0
NEW-MEX OF ALBUQUERQUE	1,350	1,350	0	1,350
NEWPORT/KLINGER	803,616	575,488	228,128	0
NEWSOM, M. MAX	8,355	8,355	0	8,355
NEWT'S PAINTING	763,200	763,200	0	763,200
NEXL	2,714	2,714	0	0
NEXT COMPUTER, INC.	3,583	995	2,588	0
NEYER, BARRY SOFTWARE	1,390	1,390	0	0
NFS-RADIATION PROTECTION SYSTEMS, INC.	103,806	103,806	0	0
NGI, INC.	1,500	1,500	0	0
NGK SPARK PLUGS USA, INC.	41,050	41,050	0	0
NICHOLS PRINTING, INC.	2,360	2,360	0	2,360
NICOLET INSTRUMENT CORP.	96,474	96,474	0	23,891
NIKON PRECISION, INC.	18,160	18,160	0	0
NIKON, INC.	2,564	300	2,264	0
NILFISK OF AMERICA, INC.	3,399	3,399	0	0
NIMS CALVANI & ASSOCIATES	3,333	3,333	0	3,333
NIPPON AMORPHOUS METALS COMPANY, LTD.	1,024	0	1,024	0
NISCO EQUIPMENT SOLUTIONS, INC.	2,235	2,235	0	0
NISSHO IWAI AMERICAN CORP.	25,650	25,650	0	0
NM LASER PRODUCTS, INC.	5,730	3,750	1,980	0
NODISK SYSTEMS	3,494	3,494	0	0
NOHAU CORP.	47,190	47,190	0	0
NOISE COM, INC.	18,500	18,500	0	0
NOLAND PAPER	15,937	0	15,937	0
NOLL, J. A. COMPANY	1,464	0	1,464	0
NOOK INDUSTRIES, INC.	9,561	9,561	0	0
NOOR MANUFACTURING CO., INC.	199,744	199,744	0	199,744
NORAN INSTRUMENTS, INC.	191,688	134,614	57,074	0
NOR-CAL PRODUCTS, INC.	53,753	17,193	36,560	0
NOR-CAL SAFETY PRODUCTS CO.	2,212	0	2,212	0
NORCOM	1,050	1,050	0	0
NORELL, INC.	1,125	1,125	0	0
NORLAB MANUFACTURING CO.	9,744	0	9,744	0
NORSTAN ELECTRONICS	2,489	2,489	0	0
NORTH AMERICAN COLLECTION & LOCATION BT SATELLITE	4,325	4,325	0	0
NORTH AMERICAN PHILIPS CO.	59,226	59,226	0	0
NORTH AMERICAN SCIENTIFIC	3,285	3,285	0	0
NORTH CAROLINA A&T STATE UNIVERSITY	125,000	125,000	0	0
NORTH CITY LASER	9,541	9,541	0	9,541
NORTH COAST MEDICAL, INC.	15,937	15,446	491	0
NORTH COAST SCIENTIFIC CORP.	3,260	3,260	0	0
NORTH EASTERN ANALYTICAL CORP.	6,075	6,075	0	0
NORTH SLOPE BOROUGH	8,000	8,000	0	0
NORTH STAR ELECTRONIC	1,401	351	1,050	0
NORTH VALLEY RESEARCH	2,996	0	2,996	0
NORTHEAST MICROWAVE SYSTEMS, INC.	1,045	1,045	0	0
NORTHEAST RESEARCH INSTITUTE	53,036	53,036	0	0
NORTHERN CALIFORNIA LIGHTING	6,061	0	6,061	0
NORTHERN DIGITAL, INC.	65,650	65,650	0	0
NORTHERN INFORMATION TECHNOLOGY	2,590	2,590	0	0
NORTHERN TELECOM EUROPE LIMITED	25,575	25,575	0	0
NORTHERN VIDEO SYSTEMS	4,654	0	4,654	0
NORTHERN WIRE & CABLE, INC.	22,526	22,526	0	0
NORTHGATE COMPUTER SYSTEMS	22,447	13,242	9,205	0
NORTHLAND STAINLESS, INC.	40,507	40,507	0	0
NORTHROP, STEEVES & SMITH	1,177	1,177	0	0
NORTH-SOUTH MACHINERY, INC.	276,915	0	276,915	0

Supplier Name	Total \$	SNL/NM \$	SNL/CA \$	NM \$
NORTHSTAR SEMINARS	96,600	0	96,600	0
NORTHWEST INDUSTRIES, INC.	1,531	1,531	0	0
NORTHWEST TOXICOLOGY, INC.	43,000	43,000	0	0
NORTHWESTERN UNIVERSITY	16,953	16,953	0	0
NORTON PERFORMANCE PLASTICS CORP.	3,419	3,419	0	0
NOVACAD	1,700	1,700	0	0
NOVATECH INSTRUMENTS, INC.	2,590	2,590	0	0
NOVATIONS GROUP, INC.	54,000	54,000	0	0
NOW TECHNOLOGIES	3,050	3,050	0	0
NPO LUTCH RESEARCH CENTER ISTOK	88,000	88,000	0	0
NSDE	2,858	0	2,858	0
NSG AMERICA, INC.	2,363	1,938	425	0
NU DATA	13,660	13,660	0	0
NUCAD SYSTEMS	1,000	1,000	0	0
NUCLEAR MEASUREMENTS CORP.	56,952	56,952	0	0
NUCLEAR POWER OUTFITTERS	1,088	1,088	0	0
NUCLEAR RESEARCH CORP.	1,895	1,895	0	0
NU-MEGA TECHNOLOGIES	1,342	1,342	0	0
NUMEREX	384,671	384,671	0	384,671
NUMERICAL ALGORITHMS GROUP, INC., THE (NAG)	10,912	659	10,253	0
NUMEX INDUSTRIES	52,061	52,061	0	52,061
NUS TRAINING CORP.	4,630	4,630	0	0
NYACOL PRODUCTS, INC.	1,118	1,118	0	0
NYE OPTICAL CO.	2,695	0	2,695	0
OAKLAND VALVE & FITTING CO.	97,767	0	97,767	0
OAD CORP.	121,000	121,000	0	0
OBERON SOFTWARE, INC.	8,035	8,035	0	0
OBJECT DESIGN	183,735	183,735	0	0
OBJECT MANAGEMENT LAB	1,098	1,098	0	0
O'BRIEN, KIM	4,500	4,500	0	0
OCCUPATIONAL HEALTH SERVICES, INC. (OHS)	102,200	102,200	0	0
OCCUPATIONAL MARKETING, INC.	7,030	7,030	0	0
OCCUSAFE, INC.	15,000	15,000	0	0
OCEAN ELECTRONICS	6,120	0	6,120	0
OCEAN OPTICS, INC.	6,333	6,333	0	0
OCE-BRUNING, INC.	20,258	0	20,258	0
OCTAGON SYSTEMS CORP.	6,401	1,918	4,483	0
OCTEL COMMUNICATIONS	3,630	3,630	0	0
OCTREE CORP.	15,000	15,000	0	0
ODESSA ENGINEERING	3,987	3,987	0	0
ODETICS, INC.	7,858	7,858	0	0
ODYSSEY ENTERPRISE	3,593	0	3,593	0
OEA, INC.	5,112	0	5,112	0
OEM HOUSE, THE	9,743	0	9,743	0
OETIKER, INC.	4,630	4,630	0	0
OFF BROADWAY BUSINESS SYSTEMS	1,920	0	1,920	0
OFFICE DEPOT	3,785	896	2,889	896
OFFICE PAVILION	131,739	0	131,739	0
OFFICE PRODUCTS, INC.	15,713	15,713	0	0
OFFICE SERVICE, INC.	1,500	1,500	0	0
OFFICE SYSTEMS INTERNATIONAL	1,764	0	1,764	0
OFFICIAL AIRLINE GUIDE	3,855	3,245	610	0
OGDEN ENVIRONMENTAL & ENERGY SERVICES, INC.	907,988	907,988	0	308,039
OHIO SEMITRONICS, INC.	5,440	5,440	0	0
OHIO STATE UNIVERSITY, THE	120,602	500	120,102	0
OHMTEK, INC.	28,624	28,624	0	0
OKLAHOMA STATE UNIVERSITY	131,595	131,595	0	0

Supplier Name	Total \$	SNL/NM \$	SNL/CA \$	NM \$
OLEINIK, DR. GEORGI M.	3,200	3,200	0	0
OLIN AEGIS	11,633	11,633	0	0
OLIN-WINCHESTER CO.	16,709	8,898	7,811	0
OLIVETTI NORTH AMERICA	4,975	4,975	0	0
OLSEN LAND & CATTLE CO., INC.	1,900	1,900	0	0
OLSEN, RICHARD A.	13,000	13,000	0	0
OLSTEN STAFFING SERVICES	1,487,104	101,000	1,386,104	101,000
OLYMPIA BUILDING MAINTENANCE	54,000	54,000	0	54,000
OMEGA ENGINEERING, INC.	310,082	248,347	61,735	0
OMEGA OPTICAL, INC.	2,523	324	2,199	0
OMEGA POINT LABORATORIES	4,600	4,600	0	0
OMNET, INC.	4,000	0	4,000	0
OMNI CON TECH SALES	4,540	4,540	0	0
OMNI INTERNATIONAL	3,340	3,340	0	0
OMNICHROME	15,200	15,200	0	0
OMNICOMP GRAPHICS CORP.	2,950	2,950	0	0
OMNICON TECHNICAL SALES GROUP	2,485	2,485	0	0
OMNION POWER ENGINEERING CORP.	315,339	315,339	0	0
OMNIX	18,740	5,970	12,770	0
OMTOOL, LTD.	4,379	4,379	0	0
ON LINE POWER	3,014	0	3,014	0
ON SITE INSTRUMENTS, INC.	3,690	3,690	0	0
ON TECHNOLOGY, INC.	5,281	3,639	1,643	0
ONE WAY MANUFACTURING, INC.	2,660	0	2,660	0
ONLINE COMPUTER LIBRARY CENTER (OCLC)	19,000	19,000	0	0
ONO SOKKI TECHNOLOGY, INC.	1,718	1,718	0	0
ONSET COMPUTER CORP.	5,072	5,072	0	0
ONTAR CORP.	8,075	8,075	0	0
ONTOS, INC.	16,704	16,704	0	0
ONTRACK DATA RECOVERY	2,465	2,465	0	0
ONTRAK SYSTEMS, INC.	5,772	5,772	0	0
ONYX COMPUTERS	3,336	3,336	0	0
OPAMP TECHNICAL BOOKS, INC.	34,225	764	33,461	0
OPCODE, INC.	4,000	4,000	0	0
OPHIR OPTRONICS, INC.	21,790	11,850	9,940	0
OPTEK TECHNOLOGY, INC.	6,895	6,895	0	0
OPTIBASE, INC.	42,900	0	42,900	0
OPTICAL ASSOCIATES, INC.	5,955	5,955	0	0
OPTICAL CABLE CORP.	3,070	3,070	0	0
OPTICAL COATING LABS, INC.	24,205	21,860	2,345	0
OPTICAL CORPORATION OF AMERICA (OCA)	18,303	1,000	17,303	0
OPTICAL DATA SYSTEMS, INC.	2,665	2,665	0	0
OPTICAL GAGING PRODUCTS, INC.	5,840	3,500	2,340	0
OPTICAL MEDIA INTERNATIONAL	40,513	22,194	18,319	0
OPTICAL RESEARCH TECHNOLOGIES	2,575	2,575	0	0
OPTICAL RESOURCES, INC.	2,175	2,175	0	2,175
OPTICAL SOCIETY OF AMERICA	5,825	130	5,695	0
OPTICAL SOLUTIONS	9,700	9,700	0	0
OPTICS FOR RESEARCH, INC.	8,615	8,615	0	0
OPTIKWERK, INC.	3,495	3,495	0	0
OPTIM ELECTRONICS	15,545	15,545	0	0
OPTIMA ENCLOSURES	1,840	1,840	0	0
OPTIMATION, INC.	8,466	8,466	0	0
OPTITRON, INC.	1,500	1,500	0	0
OPTO 22	6,590	6,590	0	0
OPTO-ELECTRONICS, INC.	7,234	7,234	0	0
OPTOMECH DESIGN CO.	157,031	157,031	0	157,031
OPTOMETRICS USA, INC.	1,515	1,515	0	0
OPTOVAC	2,803	0	2,803	0

Supplier Name	Total \$	SNL/NM \$	SNL/CA \$	NM \$
OPTRON SYSTEMS, INC.	5,250	5,250	0	0
OPTRONIC LABORATORIES, INC.	16,335	12,035	4,300	0
OPTRONICS ENGINEERING	10,324	0	10,324	0
ORACLE CORP.	250,371	249,368	1,003	86,255
ORAM HIGH VOLTAGE SYSTEMS	81,900	81,900	0	0
ORANGE COUNTY METAL WORKS	2,054	2,054	0	0
ORANGE MICRO, INC.	6,912	6,813	99	0
ORBIT ADVANCED TECHNOLOGIES, INC.	2,700	2,700	0	0
ORBIT SEMICONDUCTOR	6,875	6,875	0	0
ORCA PHOTONIC SYSTEMS, INC.	173,005	0	173,005	0
ORCAD	20,768	20,583	185	0
OREGON GRADUATE INSTITUTE	250,000	250,000	0	0
OREGON MICROSYSTEMS, INC.	2,970	2,970	0	0
OREGON STATE UNIVERSITY	5,075	5,075	0	0
ORELUBE CORP., THE	1,340	1,340	0	0
ORGATECH OMEGALUX	5,219	5,219	0	0
ORIEL CORP.	184,240	155,307	28,933	0
ORIENTAL TRADING	1,743	1,743	0	0
ORLIE'S PAINT & BODY SHOP	5,819	5,819	0	5,819
ORTEL CORP.	87,550	87,550	0	0
ORTHODYNE ELECTRONICS	3,463	3,463	0	0
OSBORN-REED	30,790	30,790	0	30,790
OSBOURN DRILLING & PUMP CO.	4,900	4,900	0	4,900
OSCILLOSCOPES, ETC.	2,725	0	2,725	0
OSE PRODUCTS GROUP	2,400	2,400	0	0
OSHA-SOFT, INC.	2,604	2,604	0	0
OSHMANN'S SPORTING GOODS	1,221	1,221	0	1,221
OSI	2,320	2,320	0	0
OSRAM/SYLVANIA	3,144	3,144	0	0
OST, INC.	14,019	14,019	0	0
OTSUKA ELECTRONICS (USA), INC.	17,957	17,957	0	0
OVERHOFF TECHNOLOGY CORP.	69,957	68,328	1,629	0
OVERLY MFG. CO.	44,067	44,067	0	0
OWENS SCIENTIFIC, INC.	25,520	25,520	0	0
OXFORD APPLIED RESEARCH	58,970	58,970	0	0
OXFORD INSTRUMENTS OF NORTH AMERICA, INC.	3,520	1,630	1,890	0
OXFORD INSTRUMENTS, INC.	69,084	63,394	5,690	0
OXFORD LASERS, INC.	4,000	4,000	0	0
OXFORD UNIVERSITY PRESS	2,142	1,790	352	0
OYO GEOSPACE CORP.	2,310	2,310	0	0
OYO GEOSPACE INSTRUMENTS, INC.	45,050	45,050	0	0
OZ OPTICS, LTD.	5,482	3,759	1,723	0
P&H LABORATORIES	8,540	8,540	0	0
P&K TOOL & PRODUCTION CO.	5,061	0	5,061	0
P&P ELECTRONICS	7,200	7,200	0	0
P/A INDUSTRIES, INC.	3,120	3,120	0	0
PAGE APPLIED TECHNOLOGIES, INC.	19,699	19,699	0	0
PAGE, INC.	8,345	8,345	0	0
PACIFIC ATLANTIC SYSTEMS LEASING	70,296	70,296	0	0
PACIFIC BEARINGS CO.	1,027	1,027	0	0
PACIFIC COAST MICRO	1,151	1,151	0	0
PACIFIC COAST TRANE SERVICE CO.	22,000	0	22,000	0
PACIFIC COMPUTER EXPANSIONS, INC.	29,935	29,935	0	0
PACIFIC CREST CORP.	5,085	5,085	0	0
PACIFIC DATA GROUP, THE	41,566	8,015	33,551	0
PACIFIC ELECTRIC CO.	4,544	0	4,544	0
PACIFIC ELECTRICAL SUPPLY, INC.	9,699	0	9,699	0
PACIFIC FLEXIBLE METAL HOSE CO.	2,010	0	2,010	0
PACIFIC INSTRUMENTS, INC.	7,000	7,000	0	0

Supplier Name	Total \$	SNL/NM \$	SNL/CA \$	NM \$
PACIFIC KILN	77,260	77,260	0	0
PACIFIC OCCUPATIONAL MEDICAL GROUP	85,000	0	85,000	0
PACIFIC PIPE CO.	12,331	0	12,331	0
PACIFIC PRECISION LABS	4,500	4,500	0	0
PACIFIC RIM SYSTEMS	1,216	1,017	199	0
PACIFIC SCIENTIFIC CO.	327,928	327,928	0	0
PACIFIC SIERRA RESEARCH CORP.	64,289	64,289	0	0
PACIFIC SOD	9,998	0	9,998	0
PACIFIC VIDEO PRODUCTS	17,330	17,330	0	0
PACIFIC WESTERN SYSTEMS	6,260	6,260	0	0
PACKAGING SPECIALTIES, INC.	137,360	137,360	0	0
PACKAGING WEST, INC.	128,615	128,615	0	128,615
PACKARD INSTRUMENT CO., INC.	154,652	141,702	12,950	0
PACKERLAND SOLAR SYSTEMS	18,000	18,000	0	0
PACO PUMPS, INC.	4,301	0	4,301	0
PACTEL TELETRAC	15,820	15,820	0	0
PADGETT-THOMPSON	5,150	5,150	0	0
PADS DEVELOPMENT LABS, INC.	6,146	6,146	0	0
PADS SOFTWARE, INC.	1,900	1,900	0	0
PAGE CONSTRUCTION CO.	990,821	0	990,821	0
PAGE ONE, INC.	6,327	6,327	0	6,327
PAGEMART	1,025	1,025	0	0
PAGENET	7,000	0	7,000	0
PAIRGAIN TECHNOLOGIES, INC.	19,038	19,038	0	0
PAISANO PLASTIC PRODUCTS	2,200	2,200	0	2,200
PAJEK, FRANC CO.	177,300	0	177,300	0
PALINDROME CORP.	2,490	2,490	0	0
PALISADE CORP.	4,601	4,601	0	0
PALTEX	1,100	1,100	0	0
PAMECO CORP.	5,404	5,404	0	5,404
PAN PACIFIC	1,110	0	1,110	0
PANAMETRICS, INC.	10,993	8,918	2,075	0
PANASONIC	2,542	0	2,542	0
PANASONIC BROADCAST & TELEVISION SYSTEMS	2,375	0	2,375	0
PANASONIC COMMUNICATIONS & SYSTEMS CO.	4,722	4,722	0	0
PANEL COMPONENTS CORP.	8,701	8,701	0	0
PANTHAKI, MALCOLM J.	88,000	88,000	0	0
PAPER DIRECT	4,976	3,507	1,468	0
PAR ASSOCIATES, INC.	39,006	39,006	0	5,126
PAR SYSTEMS, INC.	25,000	25,000	0	0
PARADIGM SCIENCE EDUCATION	4,999	0	4,999	4,999
PARADIGM, INC.	31,345	31,345	0	0
PARADISE SOFTWARE	3,600	3,600	0	0
PARADISO, JANE	89,000	89,000	0	0
PARALLAX GRAPHICS, INC.	83,600	49,880	33,720	0
PARALLAX SOFTWARE, INC.	1,800	1,800	0	0
PARALLAX TECHNOLOGIES	5,245	0	5,245	0
PARALLAX, INC.	2,586	2,586	0	0
PARAMETRIC TECHNOLOGY CORP.	2,378,707	2,181,453	197,254	1,879,129
PARASOFT CORP.	1,727	1,727	0	0
PARASOFT SALES CORP.	85,362	84,213	1,149	0
PARC PLACE SYSTEMS	13,162	13,162	0	0
PARITY SYSTEMS, INC.	178,391	120,016	58,375	0
PARK SCIENTIFIC INSTRUMENTS	119,136	119,136	0	0
PARKER-HANNIFIN CORP.	6,802	3,567	3,235	0
PARKIN SECURITY CONSULTANTS	32,397	0	32,397	0
PARKS, RONALD B.	4,000	4,000	0	4,000
PARKWAY MFG.	17,500	17,500	0	0
PAROSCIENTIFIC, INC.	11,471	3,791	7,681	3,791

Supplier Name	Total \$	SNL/NM \$	SNL/CA \$	NM \$
PARR INSTRUMENT CO.	25,689	25,689	0	0
PARSONS-BRINKERHOFF FACILITY SERVICES, INC.	5,250,000	5,250,000	0	0
PARTICLE REDUCTION SERVICE CORP.	3,200	3,200	0	0
PASCAL PRODUCTS	1,984	1,984	0	0
PASK RESEARCH & ENGINEERING CO.	32,000	32,000	0	0
PASSPORT DESIGNS	1,512	0	1,512	0
PASTERNAK ENTERPRISES	22,131	22,131	0	0
PATHFINDER LASER PRODUCTS	1,990	1,990	0	0
PATHOGEN CONTROL ASSOCIATES	1,000	1,000	0	0
PATHOLOGY ASSOCIATES OF ALBUQUERQUE, PA	4,000	4,000	0	4,000
PATTERSON-KELLY CO.	3,636	3,636	0	0
PATTESON, PAT ASSOCIATES, INC.	2,172	0	2,172	0
PAUL-MUNROE ENGINEERING INTERNATIONAL	2,966	2,966	0	0
PAULSON & ASSOCIATES, INC.	13,300	13,300	0	0
PAULUS ENGINEERING CO.	4,975	4,975	0	0
PAUL, DAVID H., INC.	15,000	15,000	0	15,000
PAVE TECHNOLOGY CO., INC.	4,380	4,380	0	0
PB, INC.	6,126	6,126	0	6,126
PC COMP	13,901	13,901	0	13,901
PC CONNECTION, INC.	17,100	14,190	2,910	0
PC INSTRUMENTS	3,340	3,340	0	0
PC PARTS PLUS	1,324	1,324	0	1,324
PC RESCUE, INC.	20,921	20,921	0	20,921
PC SUPPORT, INC.	10,208,173	10,208,173	0	10,208,173
PC TEN	2,802	0	2,802	0
PC VIDEO CONVERSION CORP.	3,538	1,618	1,920	0
PCA/DURA-BOX	41,384	41,384	0	41,384
PCB ENGINEERING	3,830	0	3,830	0
PCB PIEZOTRONICS, INC.	26,279	26,279	0	7,095
PCE ROCKIES	1,050	1,050	0	0
PCI REMOTE SENSING CORP.	5,000	5,000	0	0
PCI, INC.	68,183	68,183	0	68,183
PCP, INC.	100,850	100,850	0	0
PC'S COMPLEAT, INC.	36,028	30,346	5,682	0
PCS NETWORKS	2,008	0	2,008	0
PDA ENGINEERING	110,193	36,593	73,599	0
PE EXPRESS	1,277	1,277	0	0
PEABODY SCIENTIFIC	58,000	58,000	0	0
PEACEMAN, DONALD W.	15,000	15,000	0	0
PEAK TECHNOLOGIES GROUP, INC., THE	17,707	0	17,707	0
PEARSON ELECTRONICS, INC.	18,550	18,550	0	0
PEAVEY, LYNN CO.	1,026	854	172	0
PECOS ACHEOLOGICAL CONSULTANTS	8,115	8,115	0	8,115
PEDLEY-KNOWLES & CO.	1,397	0	1,397	0
PEDRO, VICTOR G.	35,000	35,000	0	35,000
PEEK MEASUREMENT	2,210	2,210	0	0
PEEK MEASUREMENTS FLOW RESEARCH	6,561	6,561	0	0
PEGASUS MOTION CONTROL, INC.	25,486	25,486	0	0
PELCO SALES, INC.	1,074	1,074	0	0
PELLA, TED, INC.	5,571	4,733	837	0
PELSUE, T. A. CO.	3,400	3,400	0	0
PENMETRICS, INC.	1,190	1,190	0	0
PENN CAMERA	1,306	1,306	0	0
PENNSTOCK, INC.	2,401	2,401	0	0
PENNSYLVANIA STATE UNIVERSITY	410,427	129,096	281,331	0
PENNWALT CORP.	2,925	2,925	0	0
PENNY & GILES DATA SYSTEMS, INC.	5,000	5,000	0	0
PENRIL CORP.	5,426	5,426	0	0

Supplier Name	Total \$	SNL/NM \$	SNL/CA \$	NM \$
PENSTOCK, INC.	19,204	17,893	1,311	0
PENTEK, INC.	6,495	6,495	0	0
PEP MODULAR COMPUTER, INC.	237,325	237,325	0	0
PERCEPTICS CORP.	160,233	160,233	0	0
PEREY MFG. CO., INC.	9,753	9,753	0	0
PERIMETER PRODUCTS, INC.	1,008	1,008	0	0
PERIN CO. INC.	54,748	0	54,748	0
PERIPHERAL DEVICES CORP.	29,270	29,270	0	0
PERIPHERAL SOLUTIONS, INC.	4,125	4,125	0	0
PERKIN-ELMER CORP., THE	651,728	524,329	127,399	177,208
PERMACHARGE CORP.	2,736	2,736	0	2,736
PERMIAN ELEVATOR CORP.	198,900	198,900	0	198,900
PEROVICH, SARA J., RD	20,000	20,000	0	20,000
PERSONAL COMPUTING TOOLS	1,431	459	972	0
PERSONAL LIBRARY SOFTWARE	25,144	25,144	0	0
PERSPECTIVE COMPUTING, INC.	23,000	23,000	0	23,000
PERSPECTIVE MEASUREMENTS	3,184	3,184	0	0
PESTMASTER SERVICES, INC.	10,000	10,000	0	0
PETERSEN PRODUCTS CO.	10,247	10,247	0	0
PETERSON METAL FABRICATING, INC.	4,480	0	4,480	0
PETERSON SALES	9,979	9,979	0	9,979
PETRO SOURCE REFINING PARTNERS	9,944	9,944	0	0
PFEIFFER & CO.	3,073	2,805	268	0
PHAR LAP SOFTWARE	1,485	1,485	0	0
PHASE X SYSTEMS	3,170	3,170	0	0
HELPS INDUSTRIES, INC.	5,100	5,100	0	0
PHILIPS BROADBAND NETWORKS, INC.	12,981	0	12,981	0
PHILIPS COMPONENTS	4,400	4,400	0	0
PHILIPS SEMICONDUCTORS	3,600	3,600	0	3,600
PHILIPS-ELMET CORP.	26,235	26,235	0	0
PHILLIPS SCIENTIFIC	13,000	1,180	11,820	0
PHILLIPS, JAMES S.	3,000	3,000	0	3,000
PHILTEC	3,320	3,320	0	0
PHOENICS NORTH AMERICA	5,000	5,000	0	0
PHOENIX SALES CORPORATION	7,325	0	7,325	0
PHOTO SCIENCES, INC.	25,170	25,170	0	0
PHOTO SHOP, THE	5,278	0	5,278	0
PHOTOCOMM, INC.	10,032	10,032	0	0
PHOTOGRAPHERS WAREHOUSE	4,626	0	4,626	0
PHOTOMETRICS, LTD.	33,703	32,903	800	0
PHOTONETICS, INC.	7,940	920	7,020	0
PHOTONIC POWER SYSTEMS, INC.	3,350	3,350	0	0
PHOTON, INC.	3,885	3,885	0	0
PHOTO-SONICS, INC.	4,068	4,068	0	0
PHOTO-STENCIL, INC.	1,440	1,440	0	0
PHOTOVAC, INC.	16,992	16,992	0	0
PHYSICAL ELECTRONICS, INC.	63,310	39,592	23,718	0
PHYSICAL OPTICS CORP.	12,790	12,790	0	0
PHYSICS INTERNATIONAL CO.	256,305	256,305	0	0
PI DESIGNS	23,336	23,336	0	0
PIC DESIGN CORP.	7,405	5,311	2,093	0
PICKER INTERNATIONAL, INC.	2,466	2,466	0	0
PICO ELECTRONICS, INC.	1,784	628	1,156	0
PICOSECOND PULSE LABS, INC.	23,490	23,490	0	0
PICTURETEL CORP.	383,978	291,590	92,388	0
PIERCE, ROBERT W., JR.	22,400	22,400	0	0
PIEZO TECHNOLOGY, INC.	14,150	14,150	0	0
PIGFORD, T. H.	105,000	105,000	0	0
PIICEON, INC.	8,795	8,795	0	0

Supplier Name	Total \$	SNL/NM \$	SNL/CA \$	NM \$
PILGRIM ELECTRIC CO.	12,322	12,322	0	0
PINCUS, HOWARD J., PHD, INC.	9,000	9,000	0	0
PINE INSTRUMENT CO.	9,374	9,374	0	0
PINECREST GEOPHYSICAL SOFTWARE	13,500	13,500	0	0
PINNACLE DATA SYSTEMS	6,535	6,535	0	0
PINNACLE MICRO, INC.	86,155	67,715	18,440	0
PINON MECHANICAL SERVICES, INC.	34,000	34,000	0	34,000
PIONEER CIRCUITS, INC.	106,224	106,224	0	0
PIONEER ELECTRIC SERVICE	1,419	0	1,419	0
PIONEER JANITORIAL SUPPLY	6,826	6,826	0	6,826
PIONEER METAL	1,575	1,575	0	0
PIONEER TECHNOLOGY	12,120	12,120	0	0
PITCOCK PETROLEUM, INC.	1,128	0	1,128	0
PITNEY-BOWES, INC.	69,209	39,529	14,680	36,489
PITRE, LEE J.	15,000	15,000	0	0
PITTMAN CORP.	1,452	1,452	0	0
PIXELWORKS, INC.	4,995	4,995	0	0
PLAINS ELECTRIC G&T CO-OPERATIVE, INC.	3,926	3,926	0	3,926
PLANT CITY STEEL CO.	1,457	1,385	72	0
PLANT EQUIPMENT CO. OF NEW MEXICO	6,354	6,354	0	6,354
PLANT INSULATION CO.	7,231	0	7,231	0
PLAS LABS, INC.	3,645	3,645	0	0
PLASMA ANALYSIS, LTD.	99,800	99,800	0	0
PLASMA ENERGY APPLIED TECHNOLOGY, INC.	108,484	108,484	0	0
PLASMAQUEST, INC.	2,616	2,616	0	0
PLASMATERIALS, INC.	2,995	2,995	0	0
PLASMA-THERM, INC.	25,000	25,000	0	0
PLASTIC SERVICES SOUTHWEST	2,320	2,320	0	2,320
PLASTIC SUPPLY, INC.	1,172	1,172	0	1,172
PLATEAU CELLULAR NETWORK, INC.	1,900	1,900	0	1,900
PLATINUM TECHNOLOGY, INC.	2,500	2,500	0	0
PLATRONICS SEALS	14,000	14,000	0	0
PLEASANTON TOOL & MFG.	2,075	0	2,075	0
PLEASANTON TRUCK & EQUIPMENT REPAIR, INC.	8,000	0	8,000	0
PM MARKETING	27,758	27,758	0	27,758
PMAC, INC.	14,300	14,300	0	0
PMC SIERRA	1,958	1,958	0	0
PNEUMATIC SYSTEMS, INC.	4,200	4,200	0	0
POCO GRAPHITE, INC.	14,310	14,310	0	0
POD ASSOCIATES, INC.	35,000	35,000	0	35,000
POLARIS INDUSTRIES	2,124	2,124	0	0
POLAROID CORP.	65,243	1,517	63,726	0
POLCO	1,425	1,425	0	0
POLHEMUS, INC.	14,530	14,530	0	0
POLYATOMICS RESEARCH INSTITUTE	47,280	0	47,280	0
POLYCOM SALES	2,784	2,784	0	0
POLYMER LABORATORIES	6,500	6,500	0	0
POLYMER STANDARDS SERVICE	4,800	4,800	0	0
POLYMETRICS, INC.	7,432	0	7,432	0
POLYMICRO TECHNOLOGIES, INC.	30,087	29,587	500	0
POLYSCIENCE	1,456	1,456	0	0
POLYTEC OPTRONICS, INC.	1,485	1,485	0	1,485
POLYTEC PI, INC.	85,958	84,773	1,185	0
POLYTECH PI, INC.	2,550	2,550	0	2,550
POLYTRON DEVICES	1,462	0	1,462	0
POLYWELL COMPUTERS, INC.	91,733	71,644	20,089	0
POMA OF AMERICA	1,000	1,000	0	0
PONTRELLI, MICHAEL J.	6,000	6,000	0	0
POPE, GARY A.	12,000	12,000	0	0

Supplier Name	Total \$	SNL/NM \$	SNL/CA \$	NM \$
POPE, MARK C. & ASSOCIATES	1,200	1,200	0	0
POPKIN SOFTWARE SYSTEMS	2,112	2,112	0	0
POROUS METAL PRODUCTS	16,927	16,927	0	0
PORTA SYSTEMS CORP.	10,760	10,760	0	0
PORTABLE GRAPHICS	10,845	10,845	0	0
PORTER INSTRUMENT CO., INC.	6,130	0	6,130	0
PORTER'S FLUID POWER	2,012	2,012	0	0
PORTLAND STATE UNIVERSITY	1,000	0	1,000	0
PORTRAIT DISPLAY LABS	4,530	934	3,596	-0
POSITIVE LIGHT, INC.	169,000	0	169,000	0
POSTAL PRODUCTS UNLIMITED, INC.	2,880	0	2,880	0
POST, ROBERT L., JR.	65,000	65,000	0	0
POTEAT, TOMMY L.	49,000	49,000	0	49,000
POWELL ELECTRONICS, INC.	6,268	0	6,268	0
POWELL, ADAM CLAYTON, IV	6,000	6,000	0	0
POWER CERV CORP.	2,760	2,760	0	0
POWER PLUS TECHNICAL DISTRIBUTING, INC.	1,677	1,677	0	0
POWER PRODUCTS & SERVICES CO.	5,724	5,724	0	0
POWER TECHNOLOGY, INC.	4,428	4,428	0	0
POWER & DATA TECHNOLOGY	2,210	0	2,210	0
POWERCUBE CORP.	3,580	3,580	0	0
POWEREX, INC.	9,861	9,861	0	2,743
POWERLITE	25,993	25,993	0	0
POWERSOFT CORP.	1,190	1,190	0	0
POWERS, DENNIS W., PHD	83,300	83,300	0	0
POWLES HUNT INTERNATIONAL	1,194	1,194	0	0
POYNTING PRODUCTS, INC.	4,050	4,050	0	0
PPA INDUSTRIES, INC.	21,347	11,513	9,834	0
PRACTICAL SOLUTIONS, INC.	98,500	98,500	0	0
PRAEGITZER DESIGN, INC.	12,567	12,567	0	0
PRAGMATIC INSTRUMENTS, INC.	9,985	9,985	0	0
PRAXAIR, INC.	91,738	91,288	450	0
PRC, INC.	673,000	673,000	0	673,000
PRECISION COMPONENTS, INC.	23,168	23,168	0	23,168
PRECISION CRYOGENIC SYSTEMS, INC.	8,000	8,000	0	0
PRECISION DIAMOND TOOL CO.	1,128	1,128	0	0
PRECISION FERRITES & CERAMICS, INC.	4,450	4,450	0	0
PRECISION FILTERS, INC.	59,323	59,323	0	0
PRECISION GLASS & OPTICS	10,600	10,600	0	0
PRECISION GRINDING, INC.	3,715	3,715	0	3,715
PRECISION INDUSTRIAL PAINTING, INC.	25,253	25,253	0	0
PRECISION LAB	33,000	0	33,000	0
PRECISION MACHINE CONTROLS, INC.	2,000	2,000	0	0
PRECISION METAL SPINNING	1,540	0	1,540	0
PRECISION NAVIGATION, INC.	2,100	2,100	0	0
PRECISION O-RING	1,477	0	1,477	0
PRECISION TRACKING FM, INC.	7,800	7,800	0	0
PRECISION VACUUM COMPONENTS CO.	15,799	15,799	0	15,799
PRECISION VISUALS, INC.	2,220	2,220	0	0
PRECISION WINDING, INC.	2,240	2,240	0	0
PRECO, INC.	163,965	163,965	0	0
PREFERRED DOOR CO., INC.	1,795	1,795	0	1,795
PREFERRED HEALTH CARE, LTD.	820,950	820,950	0	0
PREFORMED LINE PRODUCTS	13,618	258	13,360	0
PREMAC, INC.	2,194	2,194	0	2,194
PREMA CORP.	1,110	1,110	0	0
PREMIER GPS.	9,660	9,660	0	0
PREMIER INDUSTRIAL CORP.	50,975	20,622	30,353	19,596
PREMIER TECHNICAL PRODUCTS	1,432	0	1,432	0

Supplier Name	Total \$	SNL/NM \$	SNL/CA \$	NM \$
PRENTICE-HALL, INC.	9,629	4,657	4,972	0
PRESBYTERIAN HEALTHCARE SERVICES	140,000	140,000	0	140,000
PRESIDIO COMPONENTS, INC.	1,167	1,167	0	0
PRESSURE KING, INC.	13,400	13,400	0	13,400
PRESTON SCIENTIFIC, INC.	3,930	3,930	0	0
PREVOST, LYDIE	31,000	31,000	0	31,000
PRI INSTRUMENTATION	2,100	2,100	0	0
PRIMARY RATE, INC.	11,179	11,179	0	0
PRIMAVERA SYSTEMS, INC.	5,650	5,650	0	0
PRIME COMPUTER, INC.	1,485	1,485	0	0
PRINCETON GAMMA-TECH	8,400	8,400	0	0
PRINCETON INSTRUMENTS, INC.	292,049	258,049	34,000	0
PRINCETON RESEARCH INSTRUMENTS, INC.	50,295	48,150	2,145	0
PRINCETON SCIENTIFIC CORP.	67,790	67,790	0	0
PRINTER WORKS, THE	1,190	0	1,190	0
PRISM VIDEO, INC.	1,499	1,499	0	0
PRO DIRECT	1,560	1,560	0	0
PRO IV PRODUCTIONS	27,741	19,310	8,431	27,741
PRO MEDIA	1,136	0	1,136	0
PROCASE CORP.	7,200	7,200	0	0
PROCEDYNE CORP.	6,909	6,909	0	0
PROCELL, INC.	15,554	15,554	0	0
PROCESS CONTROLS, INC.	7,016	7,016	0	0
PROCESS ELECTRONICS CORP.	7,120	0	7,120	0
PROCESS ENGINEERED PRODUCTS	5,485	5,485	0	0
PROCESS ENGINEERING	51,500	51,500	0	0
PROCESS EQUIPMENT CO.	17,398	640	16,758	0
PROCHEM, INC.	1,390	1,390	0	0
PROCOM TECHNOLOGY	6,295	6,295	0	0
PROCTORS	2,954	0	2,954	0
PRODUCTION COMPONENTS	43,398	43,398	0	43,398
PRODUCTIVE DATA SYSTEMS	635,732	635,732	0	635,732
PRODUCTS FOR RESEARCH, INC.	31,298	19,840	11,458	0
PRODUCTS WORLDWIDE, INC.	3,548	3,548	0	0
PRODYN TECHNOLOGIES	123,273	123,273	0	123,273
PROFESSIONAL ANALYSIS, INC.	768,140	768,140	0	738,140
PROFESSIONAL BUSINESS SYSTEMS, INC.	240,125	240,125	0	240,125
PROFESSIONAL DISPLAYS	2,095	0	2,095	0
PROFESSIONAL LOSS CONTROL	36,000	36,000	0	0
PROFESSIONAL PAINT SUPPLY	2,040	0	2,040	0
PROFESSIONAL PRODUCTS	4,329	4,329	0	0
PROFESSIONAL RESOURCE MANAGEMENT, INC. (PRM)	944,000	944,000	0	944,000
PROFESSIONAL SECURITY	1,560	1,560	0	0
PROFESSIONAL SERVICES, INC.	4,350	0	4,350	0
PROFESSIONAL VIDEO ENGINEERING	1,536	0	1,536	0
PROFESSIONAL VIDEO SYSTEMS	7,935	7,690	245	7,935
PROGRAMMERS CONNECTION	1,058	1,058	0	0
PROGRAMMERS PARADISE	2,219	1,801	418	0
PROGRAMMERS SHOP, THE	11,911	7,407	4,504	0
PROGRAMMERS WAREHOUSE	2,154	2,154	0	0
PROGRAPH INTERNATIONAL	2,179	0	2,179	0
PROGRESSIVE INDUSTRIES	4,023	4,023	0	0
PROGRESSIVE PACKAGING	5,000	5,000	0	0
PROGRESSIVE TECHNOLOGY	2,524	0	2,524	0
PROJECT MANAGEMENT TECHNOLOGIES	11,400	11,400	0	0
PROJECT MATRIX	1,985	0	1,985	0
PROJECT SOFTWARE & DEVELOPMENT, INC. (PSDI)	261,839	261,839	0	0

Supplier Name	Total \$	SNL/NM \$	SNL/CA \$	NM \$
PROJECTION SYSTEMS, INC.	7,480	0	7,480	0
PROLINE INDUSTRIES, INC.	25,247	0	25,247	0
PROLOG CORP.	26,500	26,500	0	26,500
PROMARK TECHNOLOGY WEST	21,295	21,295	0	0
PROMETRIX CORP.	4,588	4,588	0	0
PROSERIES, INC.	2,225	2,225	0	0
PROSTAR	8,869	8,869	0	0
PROTECTION TECHNOLOGIES, INC.	21,321	21,321	0	0
PROTEIN DATA BANK ORDER	4,280	4,280	0	4,280
PROTEL TECHNOLOGY, INC.	4,170	4,170	0	0
PROTEUS CORP.	590,000	590,000	0	590,000
PROTEUS INDUSTRIES, INC.	1,100	802	298	0
PROTIMETER, INC.	4,424	4,424	0	0
PROTO SYSTEMS	74,007	74,007	0	0
PROTRON DC	24,000	24,000	0	0
PROVANTAGE	7,842	7,456	386	0
PROVIDENCE CHAIN CO.	1,439	381	1,058	0
PROXIMA CORP.	31,190	31,190	0	31,190
PROXIM, INC.	1,950	1,950	0	0
PRUDENTIAL OVERALL SUPPLY	3,920	3,920	0	3,000
PRYOR-GIGGEY	1,217	1,217	0	0
PSI ENVIRONMENTAL INSTRUMENTS CORP.	154,743	0	154,743	0
PSI REPAIR SERVICES, INC.	3,035	3,035	0	0
PSI STAR	80,000	80,000	0	0
PSI TESTING SYSTEMS, INC.	4,308	4,308	0	0
PSI-TRONIX, INC.	2,400	2,400	0	950
PSP VACUUM TECHNOLOGY	6,600	6,600	0	0
PTR-PRECISION TECHNOLOGIES, INC.	34,038	28,564	5,474	0
PUBLISHERS TOOL BOX	2,970	2,970	0	0
PULEO ELECTRONICS, INC.	1,875	1,875	0	0
PULIZZI ENGINEERING, INC.	1,562	1,562	0	0
PULNIX	4,632	4,632	0	0
PULNIX AMERICA, INC.	9,006	4,477	4,529	0
PULSE ENGINEERING, INC.	45,804	45,804	0	0
PULSE INSTRUMENTS CO.	94,105	94,105	0	0
PULSE SCIENCES, INC.	668,274	668,274	0	0
PURCELLA'S GOODYEAR TIRE CENTER, INC.	3,000	3,000	0	3,000
PURDUE RESEARCH FOUNDATION	90,664	90,664	0	0
PURDUE UNIVERSITY/CINDAS	4,500	0	4,500	0
PURE SOFTWARE	39,166	32,572	6,594	0
PURE TECH, INC.	9,214	6,565	2,649	0
PUREGAS	4,888	4,888	0	0
PUZZLE SYSTEMS CORP.	1,699	1,699	0	0
PVCAD, INC.	1,850	1,850	0	0
PVC, CO.	87,794	87,794	0	87,794
PWR, INC.	2,100	2,100	0	0
PYLON ELECTRONICS	2,500	2,500	0	0
PYRAMID TECHNOLOGIES, INC.	1,050	1,050	0	0
PYRAMID TECHNOLOGY CORP.	6,000	6,000	0	0
PYXIS CORP.	1,100	1,100	0	0
Q&E SOFTWARE	2,820	2,820	0	0
Q GLASS CO.	5,647	5,647	0	0
QA BALANCE SERVICE	40,900	40,900	0	0
QC NDT EQUIPMENT CO.	2,750	0	2,750	0
QDOT, INC.	49,966	49,966	0	0
QED ENVIRONMENTAL SYSTEMS	3,323	0	3,323	0
QMS, INC.	31,533	25,785	5,748	0
QPC SOFTWARE	1,155	1,155	0	0
Q-TECH CORP	6,661	6,661	0	0

Supplier Name	Total \$	SNL/NM \$	SNL/CA \$	NM \$
QUAD GROUP	3,180	3,180	0	0
QUADTECH, INC.	19,130	19,130	0	0
QUAID TECHNOLOGIES	4,500	4,500	0	0
QUALCOMM, INC.	80,443	80,443	0	0
QUALIDYNE SYSTEMS, INC.	1,122	1,122	0	0
QUALISOFT CORP.	1,463	1,463	0	0
QUALITAU, INC.	251,700	251,700	0	0
QUALITY CONTROL OF COLORADO	5,425	5,425	0	0
QUALITY FOAM PACKAGING, INC.	1,036	1,036	0	631
QUALITY MEASUREMENT SYSTEMS	1,466	1,466	0	0
QUALITY TECHNICAL SERVICES	63,500	63,500	0	63,500
QUALITY TECHNOLOGY, INC.	4,890	4,890	0	4,890
QUALIX	9,086	4,622	4,465	0
QUALTECH ASSOCIATES	1,745	0	1,745	0
QUALTRAK CORP.	18,325	18,325	0	0
QUAL-TRON, INC.	380,915	380,915	0	0
QUAMCO	6,086	0	6,086	0
QUANTACHROME CORP.	14,982	14,982	0	0
QUANTAR TECHNOLOGY, INC.	17,540	17,540	0	0
QUANTERRA, INC.	103,928	103,928	0	0
QUANTEX CORP.	1,220	1,220	0	0
QUANTEX MICROSYSTEMS	5,659	5,659	0	0
QUANTIC-HOLEX	4,084	4,084	0	0
QUANTRONIX CORP.	146,335	2,635	143,700	0
QUANTUM DESIGN, INC.	4,490	4,490	0	0
QUANTUM EPITAXIAL DESIGN	7,500	7,500	0	0
QUANTUM TECHNICAL ASSOCIATES	23,000	23,000	0	23,000
QUANTUM TECHNOLOGY, INC.	7,750	1,000	6,750	0
QUARACELL PRODUCTS	2,546	2,546	0	0
QUARK DIGITAL SYSTEMS	2,195	2,195	0	0
QUARK, INC.	6,735	6,540	195	0
QUARTET OVONICS	26,596	26,596	0	10,573
QUARTZ INTERNATIONAL CORP.	55,911	55,911	0	48,715
QUARTZ SCIENTIFIC, INC.	6,350	6,350	0	0
QUARTZDYNE, INC.	10,800	10,800	0	0
QUATER RESEARCH & DEVELOPMENT	1,241	1,241	0	0
QUATRO CORP.	439,027	439,027	0	439,027
QUATRO TECH, INC.	8,258	8,258	0	0
QU-CO	2,225	2,225	0	0
QUEENSGATE INSTRUMENTS, INC.	18,702	18,702	0	0
QUEST MEDIA & SUPPLIES, INC.	12,119	0	12,119	0
QUEST USA, INC.	2,750	2,750	0	0
QUEST WINDOWS CORP.	7,257	7,257	0	0
QUETZAL COMPUTATIONAL ASSOCIATES	265,000	265,000	0	265,000
QUICKBEAM SYSTEMS	12,135	12,135	0	12,135
QUICKSET INTERNATIONAL, INC.	10,650	10,650	0	0
QUIKDATA, INC.	2,324	2,324	0	0
QUINN-CURTIS	2,310	2,310	0	0
QUINTEC INDUSTRIES	19,139	9,612	9,527	0
QUINTEL CORP.	5,450	5,450	0	0
QUINTON INSTRUMENT CO.	2,045	2,045	0	0
QUIZZERS, LTD.	2,892	0	2,892	0
QUORUM SOFTWARE SYSTEMS	4,299	3,950	349	0
R&M ENTERPRISES	7,857	0	7,857	0
R&R CIRCUITS	13,628	13,628	0	0
R&R INSTRUMENTATION, INC.	1,122	1,122	0	0
R CUBED ASSOCIATES	4,947	0	4,947	0
R SQUARED	256,147	143,116	113,032	0
R & R KOOL BLUE ENTERPRISES	5,160	5,160	0	0

Supplier Name	Total \$	SNL/NM \$	SNL/CA \$	NM \$
RABAN SUPPLY CO.	17,630	0	17,630	0
RACAL-DANA INSTRUMENTS	21,660	21,660	0	7,270
RACON, INC.	125,236	125,236	0	0
RAD ELECTRIC, INC.	15,450	15,450	0	0
RAD PRODUCTS, INC.	3,880	3,880	0	0
RAD TECHNOLOGIES, INC.	4,295	4,295	0	0
RADAR SAT INTERNATIONAL	9,827	9,827	0	0
RADER AWNING & UPHOLSTERING, INC.	134,296	134,296	0	134,296
RADER AWNING/WEATHERPORT SOUTHWEST	116,940	116,940	0	116,940
RADIAN CORP.	919,960	919,960	0	714,660
RADIANT TECHNOLOGIES, INC.	10,600	10,600	0	10,600
RADIATION MONITORING DEVICES, INC.	12,125	5,600	6,525	0
RADIATION SYSTEMS, INC.	5,925	5,925	0	0
RADIO FREQUENCY SYSTEMS	4,213	4,213	0	0
RADIO-SUISSE, LTD.	6,000	6,000	0	0
RADISYS CORP.	18,489	18,489	0	18,309
RADLINSKI & ASSOCIATES, INC.	43,049	43,049	0	0
RADOS TECHNOLOGY, INC.	18,180	18,180	0	0
RAGHAVAN, DR. SRINI	40,000	40,000	0	0
RAH INDUSTRIES	63,384	63,384	0	0
RAIMA CORP.	5,249	5,249	0	0
RAININ INSTRUMENT CO., INC.	4,425	2,929	1,496	0
RALMIKES TOOL-A-RAMA	2,341	1,825	516	0
RAM MANUFACTURING, INC.	16,759	16,759	0	16,759
RAMCO EQUIPMENT CORP.	30,025	30,025	0	0
RAMIX, INC.	9,074	9,074	0	0
RAMSTONE, INC.	2,264	2,264	0	2,264
RAM-TEK	6,580	6,580	0	0
RANDY'S SERVICE	70,000	0	70,000	0
RAND, MCNALLY & CO.	1,141	1,141	0	0
RANK-TAYLOR-HOBSON, INC.	10,906	10,906	0	0
RANSCO INDUSTRIES	2,500	0	2,500	0
RANTEC MICROWAVE & ELECTRONICS, INC.	3,980	3,980	0	0
RAPID COPY CENTER, INC.	1,733	1,733	0	1,733
RAPID SYSTEMS, INC.	8,965	8,965	0	0
RARIES MILLWRIGHT SERVICE	2,000	2,000	0	2,000
RARRICK, HAROLD L.	3,500	3,500	0	3,500
RASCO SUPPLY CO., LTD.	21,654	21,654	0	0
RASHKIN, RAY ASSOCIATES, INC.	172,000	172,000	0	172,000
RASNA CORP.	90,009	83,009	7,000	0
RASPET, PROF. RICHARD	10,000	10,000	0	0
RASTER GRAPHICS	9,616	9,616	0	0
RASTER OPS	2,176	2,176	0	0
RATIONAL SOFTWARE CORP.	44,755	44,755	0	0
RAVE COMPUTER ASSOCIATES, INC.	9,790	9,790	0	0
RAVEN CONSULTING	2,750	2,750	0	2,750
RAVENN DATA SYSTEMS	4,561	0	4,561	0
RAVKIN, VLADIMIR	22,500	22,500	0	0
RAWSON-LUSH INSTRUMENTS CO., INC.	3,315	3,315	0	0
RAXCO, INC.	26,632	26,632	0	0
RAYCO MANUFACTURING COMPANY	3,960	3,960	0	0
RAYTEK, INC.	1,335	1,335	0	0
RBD ENTERPRISES	5,076	5,076	0	0
RC ELECTRONICS	1,820	1,820	0	0
RC LABS, INC.	16,203	0	16,203	0
RCI, LTD.	8,500	8,500	0	0
RD RUBBER TECHNOLOGY	2,407	0	2,407	0
RDB OFFICE FURNITURE, INC.	55,635	55,635	0	55,635
RDF CORP.	10,409	10,409	0	0

Supplier Name	Total \$	SNL/NM \$	SNL/CA \$	NM \$
RDI COMPUTER CORP.	8,378	8,378	0	0
REACTOR EXPERIMENTS, INC.	4,110	4,110	0	0
READE MANUFACTURING	3,620	0	3,620	0
READY SYSTEMS CORP.	10,890	10,890	0	0
REAL DECISIONS CORP.	50,000	50,000	0	0
REAL TIME DEVICES, INC.	17,717	17,717	0	0
REALM COMMUNICATIONS GROUP	8,400	8,400	0	0
REARDON, PHILIP C.	50,000	50,000	0	50,000
REASONING SYSTEMS, INC.	7,800	7,800	0	0
RECEPTORS, INC.	30,974	0	30,974	0
RECOGNITION CONCEPTS, INC.	49,000	49,000	0	0
RECOGNITION PLUS	2,590	2,590	0	2,590
RECOGNITION SYSTEMS, INC.	8,920	5,925	2,995	0
RECOGNITION TECHNOLOGY, INC.	8,000	8,000	0	0
RECORTEC, INC.	15,800	15,800	0	0
RED HAWK	18,993	0	18,993	0
RED ROCK TECHNOLOGIES	3,750	3,750	0	0
RED WING SHOE STORE	5,874	5,874	0	4,906
REDDY, DAN R. CONSULTING & ENGINEERING CO.	8,500	8,500	0	8,500
REDI-2-MIX	3,876	3,876	0	3,876
REDLAKE CORP.	7,846	7,846	0	0
REED HOLDINGS, INC.	5,750	5,750	0	0
REED, FRED OPTICAL CO., INC.	2,079	1,184	895	2,079
REED, R. P.	15,000	15,000	0	15,000
REEVES PIPE & PUMP SUPPLY, INC.	6,043	6,043	0	6,043
REFIR TECHNOLOGIES, INC.	6,000	6,000	0	6,000
REFRACTION TECHNOLOGY	50,240	50,240	0	0
REFRIGERATION SUPPLIERS, INC.	3,472	3,472	0	3,472
REGAL PLASTIC SUPPLY CO.	161,875	161,875	0	161,875
REGIS CHEMICAL CO.	8,505	8,505	0	0
REGULATION SCANNING	7,059	1,590	5,469	0
REGULATIONS MANAGEMENT CORP.	2,031	2,031	0	0
REHM'S NURSERY	4,776	4,776	0	4,776
REID TOOL SUPPLY CO.	1,021	911	110	0
REI, INC.	3,744	3,744	0	3,744
RELATIONAL COURSEWARE	6,338	6,338	0	0
RELAX TECHNOLOGY	1,993	1,993	0	0
RELAY TECHNOLOGY, INC.	18,119	10,356	7,763	0
RELIABLE ELECTRICAL CONTRACTORS, INC.	8,858	8,858	0	8,858
RELIABLE POWER METER	12,950	12,950	0	12,950
RELIABLE REPRODUCTIONS, INC.	44,232	42,162	2,070	44,232
RELIANCE COMM/TEC	9,880	9,880	0	0
RELIANCE METAL CENTER	923,844	923,844	0	923,844
RELIANCE STEEL & ALUMINUM CORP.	5,262	2,178	3,084	2,178
RELM COMMUNICATIONS	3,834	0	3,834	0
REM DEVELOPMENT	20,000	20,000	0	0
REMBAR CO., INC.	1,258	1,258	0	0
REMCO BOLTS	5,234	5,234	0	5,234
REMCOR PRODUCTS CO.	2,605	2,605	0	0
REMTEC, INC.	5,000	5,000	0	0
RENISHAW USA, INC.	1,414	0	1,414	0
RENSELAER POLYTECHNIC INSTITUTE	162,606	162,606	0	0
RENTAL TOOLS EQUIPMENT CO. INTERNATIONAL	2,300	2,300	0	0
REPLY CORP.	2,985	2,985	0	0
REPRESENTATIVE, INC.	3,326	3,326	0	3,326
RESEARCH DEVICES, INC.	8,000	8,000	0	0
RESEARCH ELECTRO OPTICS	11,717	11,717	0	0
RESEARCH INTERNATIONAL, INC.	34,921	0	34,921	0
RESEARCH LIBRARIES GROUP, INC., THE	8,900	8,900	0	0

Supplier Name	Total \$	SNL/NM \$	SNL/CA \$	NM \$
RESEARCH SYSTEMS, INC.	84,164	80,264	3,900	0
RESEARCH TRIANGLE INSTITUTE	214,880	214,880	0	0
RESEARCH, INC.	25,297	25,297	0	0
RESOURCE MANAGEMENT, INC.	287,733	287,733	0	287,733
RESOURCE PARTNERS, INC.	6,000	0	6,000	0
RESOURCE SYSTEMS GROUP	16,700	16,700	0	0
RESUMIX	458,150	458,150	0	0
REVELLE, DR. JACK B.	18,250	0	18,250	0
REYCO PRODUCTS	61,382	61,382	0	61,382
REYNOLDS ALUMINUM SUPPLY CO.	1,620	0	1,620	0
REYNOLDS INDUSTRIES, INC.	75,294	73,854	1,440	0
REYNOLDS MACHINE & TOOL CORP.	4,883	0	4,883	0
RE/SPEC, INC.	5,758,048	5,758,048	0	2,421,939
RF PLASMA PRODUCTS	4,000	4,000	0	0
RFI CORP.	13,050	13,050	0	0
RFI ELECTRONICS, INC.	1,755	0	1,755	0
RFL ELECTRONICS, INC.	7,860	7,860	0	0
RHEODYNE, INC.	13,478	13,030	448	0
RHEOMETRICS	62,340	62,340	0	0
RHINES, JOHN	75,000	75,000	0	0
RHONE-POULENC, INC.	4,860	4,860	0	0
RICE UNIVERSITY	203,613	146,743	56,870	0
RICH FORD SALES, INC.	29,968	29,968	0	29,968
RICHARDSON ELECTRONICS, LTD.	21,052	18,332	2,720	0
RICHERT LUMBER	16,917	0	16,917	0
RICHEY/CYPRESS	4,113	1,046	3,067	0
RICH, MICHAEL S. CONTRACTORS, INC.	114,818	114,818	0	114,818
RICOH CORP.	16,900	9,014	7,886	2,482
RIGAKU/US, INC.	33,377	24,206	9,171	0
RIGGAN, WILLIAM C.	1,000	1,000	0	1,000
RIGHT CONNECTION, THE	6,000	6,000	0	6,000
RIGHTWAY MACHINE	35,418	35,418	0	35,418
RIMAGE DATAPATH	1,895	1,895	0	0
RIMTECH, INC.	24,986	24,986	0	0
RINCHEM CO., INC.	8,494,554	8,494,554	0	8,494,554
RIO CONCHOS CORP.	97,992	97,992	0	97,992
RIO GRANDE BUSINESS SYSTEMS	1,145	1,145	0	1,145
RIO GRANDE PUMP & SUPPLY CO.	1,169	1,169	0	1,169
RIPPEY CORP.	8,702	8,702	0	0
RIS CORP.	4,975	4,975	0	0
RISK ENGINEERING, INC.	170,000	170,000	0	0
RI-TECH, INC.	1,458,534	1,148,534	310,000	0
RITE-WAY PALLET MFG. CO.	1,000	1,000	0	1,000
RITRON, INC.	25,200	25,200	0	0
RITTAL CORP.	2,313	2,313	0	0
RJR CIRCUITS, INC.	8,395	8,395	0	0
RJ'S SCREENPRINT	4,802	4,802	0	4,802
RLC ELECTRONICS, INC.	3,075	3,075	0	1,625
RM PRECISION	6,585	0	6,585	0
RMC/CRYOSYSTEMS RESEARCH & MFG. CO., INC.	1,850	1,850	0	0
RMD, INC.	31,500	28,000	3,500	0
RMI, CO.	4,589	0	4,589	0
RML ASSOCIATES, INC.	9,605	9,605	0	0
RMS SYSTEMS	1,868	0	1,868	0
ROBBINS ENGINEERING, INC.	2,700	2,700	0	0
ROBBINS, LARRY ELECTRICAL CONTRACTOR	2,152	0	2,152	0
ROBERTS TRAINING & CONSULTING	31,816	31,816	0	0
ROBERTSON AIRCRAFT, INC.	1,500	1,500	0	1,500
ROBERTS, DONALD W., OD	15,000	0	15,000	0

Supplier Name	Total \$	SNL/NM \$	SNL/CA \$	NM \$
ROBIN MATERIALS, INC.	18,239	0	18,239	0
ROBINSON LABORATORIES	3,400	3,400	0	0
ROBINSON, LINDSAY	73,080	73,080	0	73,080
ROBISCHON, STEPHEN J.	7,000	7,000	0	7,000
ROBISON, LINDON J.	1,800	1,800	0	0
ROBOHAND, INC.	8,580	0	8,580	0
ROBOTIC SYSTEMS TECHNOLOGY	226,872	226,872	0	0
ROBOTICS AND AUTOMATION CORP.	6,043	6,043	0	0
ROBSON, W. K., INC.	1,174	637	537	0
ROCHE DIAGNOSTIC SYSTEMS, INC.	18,954	18,954	0	0
ROCHESTER CORP., THE	99,995	99,995	0	0
ROCKET COMPONENTS CO.	1,865	1,865	0	0
ROCKETDYNE ALBUQUERQUE OPERATIONS	4,500	4,500	0	4,500
ROCKWELL LASER INDUSTRIES, INC.	32,504	30,105	2,399	0
ROCKWELL POWER SYSTEMS	1,070,000	1,070,000	0	1,070,000
ROCKY MOUNTAIN COLLEGE	222,700	222,700	0	0
ROCKY MOUNTAIN COMPUTER OUTFITTERS	4,023	399	3,624	0
ROCKY MOUNTAIN EXPANSIONS	5,404	0	5,404	0
ROCKY MOUNTAIN INSTRUMENT CO.	73,427	7,500	65,927	0
ROCTEST	1,350	1,350	0	0
RODEL, INC.	16,315	16,315	0	0
RODGARD CORP.	16,380	16,380	0	0
RODGERS ENVIRONMENTAL SERVICES	25,535	25,535	0	25,535
RODGERS, GEORGE W.	2,000	2,000	0	2,000
RODRIGUEZ PRECISION OPTICS	41,500	41,500	0	0
ROGERS CORP.	24,637	22,938	1,699	0
ROGERS & ASSOCIATES ENGINEERING CORP.	245,000	245,000	0	0
ROGERS, WARREN ASSOCIATES, INC.	2,160	2,160	0	0
ROGUE WAVE	7,705	7,435	270	0
ROHRBACK-CASAS CO.	2,505	2,505	0	0
RO-LAB RUBBER CO.	33,010	33,010	0	0
ROLLINS CHEMPAK, INC.	225,000	0	225,000	0
ROLYN OPTICS CO.	12,662	10,722	1,941	0
ROMIC ENVIRONMENTAL TECHNOLOGIES CORP.	25,000	0	25,000	0
ROMTECH, INC.	1,162	1,162	0	0
RORKE DATA SUPPLY, INC.	24,970	24,970	0	0
ROSE ENCLOSURES	4,550	4,550	0	0
ROSEMOUNT, INC.	16,839	9,329	7,510	0
ROSS ENGINEERING CORP.	8,050	8,050	0	0
ROSS TECHNOLOGY, INC.	24,723	24,723	0	0
ROSTOCKER, NORMAN	1,300	1,300	0	0
ROTOMATION, INC.	4,028	4,028	0	0
ROTO-ROOTER SEWER SERVICE	1,565	0	1,565	0
ROUSE, H. B. & CO.	2,329	0	2,329	0
ROUTER SOLUTIONS, INC.	2,430	2,430	0	0
ROYAL ELECTRONICS, INC.	4,915	4,915	0	0
ROYAL WELDING & FABRICATION	65,830	0	65,830	0
ROYAL WHOLESALE ELECTRIC	3,296	0	3,296	0
ROY, MILTON CO.	6,705	3,545	3,160	0
RPA DISTRIBUTORS, INC.	1,153	1,153	0	0
RPM IMAGING	14,064	0	14,064	0
RRA, INC.	140,593	140,593	0	140,593
RSF ELECTRONICS	2,100	0	2,100	0
RSI, INC.	1,426	1,426	0	0
RUBIN, PROF. YORAM	58,000	58,000	0	0
RUCKER-FULLER CO.	88,747	0	88,747	0
RUDOLPH RESEARCH	258,025	258,025	0	0
RUGER EQUIPMENT CO.	1,427	1,427	0	0
RUMMEL ENGINEERING	8,375	8,375	0	0

Supplier Name	Total \$	SNL/NM \$	SNL/CA \$	NM \$
RUPERT PLUMBING & HEATING CO., INC.	182,113	182,113	0	182,113
RUSKA INSTRUMENT CORP.	11,343	11,343	0	0
RUSSELL, JAMES E.	9,000	9,000	0	0
RUSSELL, J. R. SYSTEMS	6,850	6,850	0	0
RUSSIAN FEDERAL NUCLEAR CENTER	669,800	669,800	0	0
RUST POWER SYSTEMS	26,708	26,708	0	26,708
RUST TRACTOR CO.	172,612	172,612	0	172,612
RUSTCO ENTERPRISES	7,515	7,515	0	7,515
RUTGERS UNIVERSITY	1,688	1,688	0	0
RUTLAND TOOL & SUPPLY CO., INC.	22,841	21,312	1,529	0
RV & ASSOCIATES	1,456	0	1,456	0
RYAN HERCO PRODUCTS CORP.	25,541	22,652	2,889	22,652
RYDER TRUCK RENTAL, INC.	5,000	5,000	0	5,000
RYERSON	2,900	0	2,900	0
RYERSON STEEL & TUBING	2,377	2,377	0	0
RYERSON, JOSEPH T. & SON, INC.	2,980	826	2,154	0
RYKOFF, S. E. & CO.	2,373	0	2,373	0
S&D TONOPAH INN	4,950	4,950	0	0
S&M MICROSCOPES, INC.	218,150	218,150	0	0
S&S TECHNOLOGIES, INC.	9,813	9,813	0	8,434
S&S TOOL & SUPPLY, INC.	4,222	0	4,222	0
S&W WIRE CO.	1,300	1,300	0	0
S SYSTEMS CORP.	8,200	8,200	0	8,200
SABER SOFTWARE CORP.	1,141	1,141	0	0
SABRE COMMUNICATIONS CORP.	3,480	3,480	0	0
SACCO AUTOMOTIVE	21,100	21,100	0	21,100
SAES GETTERS/USA	3,394	2,276	1,118	0
SAFE PLATING	1,200	1,200	0	0
SAFEGUARDS TECHNOLOGY, INC.	56,800	56,800	0	0
SAFE-T-RACK SYSTEMS, INC.	2,632	288	2,344	0
SAFETY LINE, INC.	2,910	1,000	1,910	0
SAFETY SUPPLY AMERICA	9,479	7,476	2,003	7,476
SAFETY-KLEEN CORP.	13,890	13,890	0	8,822
SAFETYTEK CORP.	8,945	8,945	0	0
SAFEWAY STEEL PRODUCTS	3,536	3,536	0	0
SAFT AMERICA, INC.	1,515	1,515	0	0
SAGER/MIDERN COMPUTER, INC.	30,093	20,688	9,405	0
SALISBURY ENGINEERING	6,360	6,360	0	0
SALSBUURY INDUSTRIES	1,640	1,640	0	0
SAMCO INTERNATIONAL, INC.	15,450	15,450	0	0
SAM-CON GENERAL CONTRACTORS	2,732,260	2,732,260	0	2,732,260
SAMON'S ELECTRIC & PLUMBING SUPPLY	2,109	2,109	0	2,109
SAMSON APPLIANCES, LTD.	3,802	3,802	0	0
SAMTEC, INC.	12,223	12,223	0	0
SAMY'S DIGITAL IMAGING	2,110	2,110	0	0
SAN LEANDRO PATTERN WORKS	1,820	0	1,820	0
SANCHEZ SOUTHWEST COACHES, LTD.	4,243	4,243	0	4,243
SANDERS, DR. SCOTT	4,664	4,664	0	4,664
SANDIA EMERGENCY MEDICAL SERVICES & TRAINING	35,000	35,000	0	35,000
SANDOVAL, ARTURO	52,000	52,000	0	52,000
SANDOZ CHEMICALS CORP.	30,610	30,610	0	0
SANDVIK SPECIAL METALS CORP.	16,987	16,987	0	0
SANFORD MECHANICAL EQUIPMENT CO.	7,277	0	7,277	0
SANITEK PRODUCTS, INC.	25,380	25,380	0	0
SANTA ANA LASER CO.	2,150	0	2,150	0
SANTA CLARA MACHINING	76,221	0	76,221	0
SANTA CRUZ OPERATIONS, THE	2,390	2,390	0	0
SANTA FE COMMUNITY COLLEGE	110,000	110,000	0	110,000

Supplier Name	Total \$	SNL/NM \$	SNL/CA \$	NM \$
SANTA FE ENERGY RESEARCH CORP.	45,405	0	45,405	45,405
SANTA FE LASER CO.	8,390	8,390	0	8,390
SANTA FE TOOL CO.	3,453	3,453	0	3,453
SAPHIKON	1,350	1,350	0	0
SARGENT & LUNDY	15,000	15,000	0	0
SARTORIUS CORP.	1,000	1,000	0	0
SAS CIRCUITS, INC.	71,910	71,910	0	0
SAS INSTITUTE	76,897	76,897	0	0
SATELLITE WAREHOUSE	3,502	3,502	0	3,502
SAT-UNSAT, INC.	141,683	141,683	0	141,683
SAWTEK, INC.	1,400	1,400	0	0
SAYLOR PUBLICATIONS	5,800	0	5,800	0
SCANTRONIC USA	1,497	1,497	0	0
SCATSMAN, WILLIAM	26,328	26,328	0	26,328
SCB TECHNOLOGIES, INC.	37,760	37,760	0	37,760
SCHAFFER, W. J. ASSOCIATES, INC.	122,704	49,116	73,588	0
SCHAUER SALES, INC.	13,280	13,280	0	8,320
SCHERER'S	3,705	3,705	0	0
SCHIFFLER, B. D.	3,633	3,633	0	0
SCHILLING DEVELOPMENT, INC.	144,561	144,561	0	0
SCHLUETER INSTRUMENTS	8,773	8,773	0	0
SCHLUMBERGER TECHNOLOGIES	58,659	57,664	995	0
SCHMID, WARD	1,200	0	1,200	0
SCHOLZ, C. H.	9,000	9,000	0	0
SCHOOF'S, INC.	3,176	376	2,800	0
SCHOTT FIBER OPTICS, INC.	31,484	31,484	0	0
SCHOTT GLASS TECHNOLOGIES, INC.	3,022	1,675	1,347	0
SCHREIBER, SHANNON & ASSOCIATES	50,000	50,000	0	50,000
SCHROFF, INC.	6,381	6,381	0	0
SCHULLER INTERNATIONAL	17,585	17,585	0	0
SCHULZE, VICTOR E.	6,000	6,000	0	6,000
SCHUMACHER	25,760	25,760	0	0
SCHUMACHER, J. C. & CO.	64,116	63,182	934	0
SCHUNK GRAPHITE TECHNOLOGY	17,000	17,000	0	0
SCHUSTER, CARL L.	13,500	13,500	0	13,500
SCHWAB CORP.	2,639	2,639	0	0
SCHWARZKOPF MICROANALYTICAL LABORATORY	1,500	1,500	0	0
SCHWARZKOPF TECHNOLOGIES CORP.	6,307	4,227	2,080	0
SCIENCE APPLICATIONS INTERNATIONAL CORP. (SAIC)	19,014,553	16,864,126	2,150,427	6,789,650
SCIENCE ENGINEERING ASSOCIATES	17,582	17,582	0	0
SCIENCE FARE	9,111	9,111	0	9,111
SCIENCE HORIZONS, INC.	69,143	69,143	0	0
SCIENCE KIT	1,183	1,183	0	0
SCIENCE RESEARCH ASSOC., INC.	56,637	56,637	0	0
SCIENCE & ENGINEERING ASSOCIATES, INC. (SEA)	1,080,936	1,080,936	0	1,080,936
SCIENTECH, INC.	299,261	289,111	10,150	55,000
SCIENTIFIC AMERICAN, INC.	1,500	1,500	0	0
SCIENTIFIC APPROACHES	10,000	10,000	0	0
SCIENTIFIC COMPONENTS CORP.	24,510	22,164	2,346	9,584
SCIENTIFIC COMPUTING ASSOCIATES CORP.	50,000	0	50,000	0
SCIENTIFIC CONNECTIONS	2,771	0	2,771	0
SCIENTIFIC ECOLOGY GROUP, INC.	13,336,872	13,336,872	0	18,488
SCIENTIFIC ENDEAVOR CORP., THE	1,692	1,692	0	0
SCIENTIFIC INSTRUMENT CO.	25,869	24,760	1,109	0
SCIENTIFIC INSTRUMENT SERVICES, INC.	13,682	13,682	0	0
SCIENTIFIC INSTRUMENTATION SPECIALISTS	4,450	4,450	0	0
SCIENTIFIC NOTEBOOK CO.	5,388	5,388	0	0

Supplier Name	Total \$	SNL/NM \$	SNL/CA \$	NM \$
SCIENTIFIC SALES ASSOCIATES, INC.	1,289,341	1,289,341	0	1,289,341
SCIENTIFIC SALES, INC.	22,855	22,855	0	0
SCIENTIFIC SOFTWARE	3,995	3,995	0	0
SCIENTIFIC SOFTWARE-INTERCOMP	19,500	19,500	0	0
SCIENTIFIC SYSTEMS, INC.	1,880	1,880	0	1,880
SCIETECH	2,133	2,133	0	0
SCIMAREC CO., LTD.	2,563	2,563	0	0
SCINTAG, INC.	199,100	199,100	0	0
SCINTREX	8,500	0	8,500	0
SCO FEDERAL SYSTEMS GROUP	2,645	2,645	0	0
SCOTSMAN GROUP	38,527	0	38,527	0
SCOTT ENGRAVING MACHINES	2,993	0	2,993	0
SCOTT PUBLISHING, INC.	51,600	51,600	0	0
SCOTT SPECIALTY GASES, INC.	8,498	2,017	6,481	0
SCOTSDALE TOOL & SUPPLY	2,357	2,357	0	503
SCOTT, ALLARD & BOHANNAN, INC.	22,500	22,500	0	0
SCRANTON ENGINEERING, INC.	3,800	3,800	0	0
SCRIBER ASSOCIATES, INC.	4,050	4,050	0	0
SCT COMMUNICATIONS, INC.	40,132	40,132	0	0
SCT SALES, INC.	6,160	6,160	0	0
SDL, INC.	85,465	85,465	0	0
SDM, INC.	1,300	0	1,300	0
SDP TECHNOLOGIES, INC.	2,495	2,495	0	0
SEA CON	4,075	4,075	0	0
SEALED AIR CORP.	3,741	3,291	450	0
SEALE, ROBERT L.	30,000	30,000	0	0
SEAMARK SCIENTIFIC CORP.	17,623	17,623	0	0
SEARS INDUSTRIAL SALES	2,887	2,887	0	2,887
SEARS POWER & HAND TOOLS	5,587	4,400	1,187	0
SEARS ROEBUCK & CO.	1,589	1,440	149	1,440
SEASTAR OPTICS, INC.	13,746	0	13,746	0
SEATTLE SPECIALTY CERAMICS	6,000	6,000	0	0
SEAY BROS., INC.	3,500	3,500	0	3,500
SECOND SOURCE COMPUTERS, INC.	82,404	82,404	0	0
SECUREWARE, INC.	9,445	9,445	0	0
SECURITY DYNAMICS TECHNOLOGIES	26,572	0	26,572	0
SECURITY DYNAMICS, INC.	62,077	58,584	3,493	0
SECURITY ENGINEERED MACHINERY CO., INC. (SEM)	53,726	47,502	6,224	0
SECURITY GROUP OF NEW MEXICO	38,225	38,225	0	38,225
SECURITY SEARCH PRODUCT SALES	9,058	9,058	0	0
SEG	1,685	795	890	0
SEH AMERICA, INC.	2,500	2,500	0	0
SEHO USA	8,000	8,000	0	0
SEIKO INSTRUMENTS USA, INC.	17,137	14,494	2,643	0
SELCOM	6,500	0	6,500	0
SELF PHOTO TECHNICAL	41,099	0	41,099	0
SELWAY MACHINE TOOLS	63,770	0	63,770	0
SEMAPHORE	116,032	116,032	0	0
SEM-COM CO.	14,286	14,286	0	0
SEMI SYSTEMS, INC.	5,214	5,214	0	5,214
SEMI-ALLOYS CO.	12,030	12,030	0	0
SEMICOA SEMICONDUCTORS	8,411	8,411	0	0
SEMICONDUCTOR EQUIPMENT CORP.	1,162	1,162	0	0
SEMICONDUCTOR PROCESSING CO., INC.	2,635	2,635	0	0
SEMIFAB, INC.	4,829	4,829	0	0
SEMI-GAS SYSTEMS, INC.	72,345	72,345	0	0
SEMIKRON, INC.	3,037	3,037	0	0
SEMIOTIX, INC.	2,990	2,990	0	0

Supplier Name	Total \$	SNL/NM \$	SNL/CA \$	NM \$
SEMITOOL, INC.	1,505	1,505	0	0
SEMY ENGINEERING, INC.	3,872	3,872	0	0
SENIOR FLEXONICS, INC.	2,654	2,654	0	0
SENSABLE DEVICES, INC.	29,550	29,550	0	0
SENSE 8 CORP.	139,005	10,495	128,510	0
SENSIDYNE, INC.	10,470	10,186	284	0
SENSOR LINK CORP.	3,700	3,700	0	3,700
SENSOR MEDIC	2,750	2,750	0	0
SENSOR METRICS, INC.	1,563	1,563	0	0
SENSOR SYSTEMS, INC.	94,376	94,376	0	0
SENSOREX	1,023	1,023	0	0
SENSORS UNLIMITED	21,500	21,500	0	0
SENSOTEC, INC.	28,429	8,650	19,779	0
SENSOTRON	3,260	3,260	0	0
SENSTAR CORP.	11,049	11,049	0	0
SENSTAR, INC.	22,504	22,504	0	0
SENSYM, INC.	1,965	1,965	0	0
SENTECH, INC.	385,367	385,367	0	0
SENTROL, INC.	13,748	3,577	10,171	0
SENTRON	1,745	1,745	0	0
SEN, R. K. & ASSOCIATES	65,000	65,000	0	0
SEOS DISPLAYS, LTD.	22,120	22,120	0	0
SEQUENT COMPUTER SYSTEMS	90,670	90,670	0	0
SERADYN, INC.	10,432	10,432	0	0
SERTEK, INC.	15,393	15,393	0	0
SERVER TECHNOLOGY, INC.	1,620	1,620	0	0
SERVICE MERCHANDISE	2,239	2,239	0	2,239
SERVICE PLUS	17,098	17,098	0	17,098
SERVICE SUPPLY COMPANY OF NEW MEXICO	3,340	3,340	0	3,340
SERVIO CORP.	5,900	5,900	0	0
SERVO SYSTEMS	2,356	0	2,356	0
SES RESEARCH, INC.	1,800	1,800	0	0
SESAME AUTOMATIC	2,289	2,289	0	0
SETON NAME PLATE CO.	9,512	1,247	8,265	0
SETRA SYSTEMS, INC.	2,389	1,000	1,389	1,000
798192 ONTARIO, LTD.	105,294	105,294	0	0
SEVERN COMMUNICATIONS CORP.	1,190	1,190	0	0
SF FINANCIAL SERVICES	1,937	0	1,937	0
SGC, INC.	13,605	5,944	7,662	0
SGI EXPRESS	21,270	7,965	13,305	0
SHAHINPOOR, MOHSEN	60,000	60,000	0	60,000
SHAMSI, TOM SERVICE	8,100	0	8,100	0
SHANG, INC.	1,225	0	1,225	0
SHAPIRO, SUMNER	39,000	39,000	0	0
SHARED RESOURCES	2,747	2,747	0	0
SHARP ELECTRONICS CORP.	8,108	8,108	0	7,697
SHARP, DONALD J.	7,500	7,500	0	7,500
SHB AGRA, INC.	425,000	425,000	0	425,000
SHED'S PLUS, INC.	10,875	10,875	0	10,875
SHEEHAN, MICHAEL	60,000	0	60,000	0
SHEERIN SCIENTIFIC CO., INC.	19,891	19,891	0	0
SHELDAHL, INC.	114,078	114,078	0	0
SHERATON INN	26,536	0	26,536	0
SHERBURN	1,094	1,094	0	0
SHERMAN ENTERPRISES, INC.	2,382	0	2,382	0
SHERWIN-WILLIAMS CO.	1,344	1,344	0	1,344
SHIMADZU SCIENTIFIC INSTRUMENTS, INC.	3,897	3,897	0	0
SHIN ETSU POLYMER AMERICA	2,740	2,740	0	0
SHIPLEY ASSOCIATES	37,937	37,937	0	0

Supplier Name	Total \$	SNL/NM \$	SNL/CA \$	NM \$
SHIPLEY CO., INC.	1,486	1,486	0	0
SHIVA CORP.	6,848	5,649	1,199	0
SHONNARD, DAVID R.	30,000	0	30,000	0
SHORE INSTRUMENT CO.	3,295	0	3,295	0
SHORROCK, INC.	10,600	10,600	0	0
SHORTAGE CONTROL, INC.	3,353	3,353	0	0
SHORTRIDGE INSTRUMENTS, INC.	2,615	0	2,615	0
SHRADER SCIENTIFIC, INC.	3,881	3,505	376	0
SHREVE SYSTEMS	3,999	3,999	0	0
SHRM DISTRIBUTION CENTER	2,515	2,515	0	0
SI CORP.	41,234	41,234	0	0
SIBBACH, WILLIAM R.	14,000	14,000	0	0
SIBOND	15,000	15,000	0	0
SICOM, INC.	379,996	379,996	0	0
SIEBENTHAL, CHARLES F., INC.	928,414	927,754	660	928,414
SIECOR CORP.	11,040	0	11,040	0
SIEMEN'S ANALYTICAL X-RAY INSTRUMENTS, INC.	151,443	151,443	0	0
SIEMEN'S SOLAR INDUSTRIES	3,000	3,000	0	0
SIERRA MACHINERY, INC.	2,878	2,878	0	0
SIERRA PACIFIC POWER CO.	1,600	1,600	0	0
SIERRA PRODUCTS	6,792	0	6,792	0
SIERRA SCIENTIFIC	6,770	6,770	0	0
SIERRA TECHNOLOGY CORP.	97,581	89,651	7,930	0
SIEVERT MANUFACTURING CO.	9,047	9,047	0	9,047
SIGLER & REEVES, INC.	15,506	15,506	0	11,706
SIGMA CHEMICAL CO.	7,700	5,883	1,817	0
SIGMA COMPUTER CORP.	2,481	2,481	0	2,481
SIGMA DATA	1,460	1,460	0	0
SIGMA DESIGNS, INC.	2,857	2,857	0	0
SIGMA INFORMATION SYSTEMS	4,957	1,011	3,946	0
SIGMA SYSTEMS CORP.	35,354	35,354	0	0
SIGMA TEST LABORATORIES	49,000	49,000	0	0
SIGN TECH	18,328	18,328	0	18,328
SIGNAL ANALYTICS CORP.	14,345	14,345	0	0
SIGNAL SYSTEMS	5,820	5,820	0	5,820
SIGNAL TRANSFORMER CO., INC.	1,076	0	1,076	0
SIGNATONE	24,999	24,999	0	0
SIGNATURE FLIGHT SUPPORT	30,000	30,000	0	0
SIGNS NOW	2,286	2,286	0	2,286
SILICA SOURCE TECHNOLOGY CORP.	4,919	4,919	0	0
SILICON COMPOSERS, INC.	2,105	2,105	0	0
SILICON GRAPHICS, INC.	4,698,445	3,024,221	1,674,224	2,707,814
SILICON HEIGHTS COMPUTERS	1,511,644	1,511,644	0	1,511,644
SILICON MICROSTRUCTURES, INC.	1,695	1,695	0	0
SILICON QUEST INTERNATIONAL	4,400	4,400	0	0
SILICON SENSE, INC.	1,670	1,670	0	0
SILICON SOLUTIONS	30,668	30,668	0	30,668
SILICON VALLEY PRINTED CIRCUITS (SVPC)	24,695	24,695	0	0
SILK SCIENTIFIC, INC.	1,247	1,247	0	0
SILKSCREEN GRAPHICS, INC.	3,001	3,001	0	3,001
SILMA, INC.	36,540	29,040	7,500	0
SILO	3,690	3,690	0	3,690
SILTON-BOOKMAN SYSTEMS	7,125	6,246	879	0
SILVACO DATA SYSTEMS	42,815	42,815	0	0
SILVER HAMMER, INC.	4,734,570	4,734,570	0	4,734,570
SILVER STATE HYDRAULIC SERVICES	2,462	2,462	0	0
SILVER STRIKE MOTEL	2,200	2,200	0	0
SIMCO ELECTRONICS	85,000	0	85,000	0
SIMON'S UNIFORMS, INC.	17,131	17,131	0	17,131

Supplier Name	Total \$	SNL/NM \$	SNL/CA \$	NM \$
SIMPACT ASSOCIATES, INC.	27,660	27,660	0	0
SIMPLEX TIME RECORDER CO.	2,132	913	1,219	913
SIMPSON RUBBER STAMP CO.	27,876	27,876	0	27,876
SIMULATION TECHNOLOGIES	2,500	2,500	0	2,500
SINCLAIR OPTICS, INC.	20,774	20,774	0	0
SINCLAIR RADIO LABS, INC.	1,688	1,688	0	0
SINE CO., THE	8,131	8,131	0	0
SINEWAVE	30,000	30,000	0	30,000
SINK, DARRYL L. & ASSOCIATES, INC.	13,418	13,418	0	0
SIPI METALS	3,700	3,700	0	0
SIPSER, MICHAEL	45,000	45,000	0	0
SIREN SOFTWARE CORP.	6,038	6,038	0	0
SISCO	2,986	2,986	0	2,986
SJS ELECTRONICS, INC.	6,325	6,325	0	0
SKANTEK CORP.	163,926	163,926	0	0
SKC GULFCOAST, INC.	19,581	19,581	0	0
SKC WEST, INC.	2,292	0	2,292	0
SKILLPATH, INC.	2,125	2,125	0	0
SKM SYSTEMS ANALYSIS, INC.	5,050	5,050	0	0
SKYLAND EQUIPMENT CO., INC.	7,776	0	7,776	0
SKYTECH CORP.	2,100	2,100	0	0
SKYTEL CORP.	4,500	4,500	0	0
SLICART	3,588	0	3,588	0
SLOAN TECHNOLOGY CORP.	21,539	21,539	0	0
SLOSS, LEON ASSOCIATES, INC.	17,000	0	17,000	0
SMALL PARTS, INC.	2,193	1,410	782	0
SMALL WORLD PUBLISHERS	60,000	60,000	0	60,000
SMALLEY & CO.	5,088	5,088	0	4,473
SMART MODULAR TECHNOLOGIES	1,575	1,575	0	0
SMF SYSTEMS CORP.	56,990	0	56,990	0
SMIRNOV, DR. VALENTIN PANTELEJMONOVICH	3,200	3,200	0	0
SMITH INTERNATIONAL, INC.	128,500	128,500	0	0
SMITH TECHNICAL EQUIPMENT CO.	22,619	22,619	0	0
SMITH & ASSOCIATES, INC.	14,357	14,357	0	14,357
SMITH-SCHEUCH ENGINEERING CO.	1,300,000	1,300,000	0	1,300,000
SMITH-THOMPSON, INC.	1,643	1,643	0	0
SMITHY	1,635	1,635	0	0
SMITH, DAVID G.	40,000	40,000	0	0
SMITH, J. & ASSOCIATES, INC.	203,841	203,841	0	203,841
SNADER, R. E. & ASSOCIATES	60,891	0	60,891	0
SNAP-ON TOOLS CORP.	74,695	53,553	21,142	43,664
SNOW CO., INC.	1,148	1,148	0	1,148
SNYDER, JILL Y.	40,000	40,000	0	40,000
SOCHA CO., INC.	17,113	17,113	0	17,113
SOCIAL & SCIENTIFIC SYSTEMS, INC.	490,666	490,666	0	0
SOCIETY OF PHOTO-OPTICAL INSTRUMENTATION ENGINEERS	1,444	114	1,330	0
SOFT IRON SYSTEMS	62,661	0	62,661	0
SOFT TOUCH SYSTEMS, INC.	1,500	1,500	0	0
SOFTDESK, INC.	1,498	1,498	0	1,498
SOFTEACH CORP.	2,865	2,865	0	0
SOFTIMAGE	12,265	12,265	0	0
SOFTSHELL	2,110	1,711	399	0
SOFT-SWITCH, INC.	34,349	34,349	0	0
SOFTWARE COMPUTERS	3,255	3,255	0	3,255
SOFTWARE DEVELOPMENT SYSTEMS, INC.	1,470	1,470	0	0
SOFTWARE ENGINEERING INSTITUTE	2,500	2,500	0	0
SOFTWARE MADE EASY	15,000	0	15,000	0

Supplier Name	Total \$	SNL/NM \$	SNL/CA \$	NM \$
SOFTWARE MAINTENANCE & DEVELOPMENT SYSTEMS, INC.	64,450	64,450	0	0
SOFTWARE PARTNERS/32, INC.	11,328	11,328	0	0
SOFTWARE RESEARCH, INC.	15,035	15,035	0	0
SOFTWARE SPECTRUM	4,950	4,950	0	0
SOFTWEAR COMPUTERS	23,108	23,108	0	23,108
SOIL MEASUREMENT SYSTEMS	8,475	8,475	0	0
SOIL MOISTURE EQUIPMENT CORP.	9,151	9,151	0	0
SOIL STABILIZATION PRODUCTS CO., INC.	18,845	18,845	0	0
SOIL & WATER WEST	5,000	5,000	0	5,000
SOL GRAPHICS DESIGN	1,500	1,500	0	0
SOLAR CELLS, INC.	14,975	14,975	0	0
SOLAR DESIGN ASSOCIATES	29,816	29,816	0	0
SOLAR ELECTRIC LIGHT FUND	35,000	35,000	0	0
SOLAR ENERGY INDUSTRIES ASSOCIATES	240,843	240,843	0	0
SOLAR ENGINEERING APPLICATIONS CORP. (SEA)	427,342	427,342	0	0
SOLAR ENGINEERING SERVICES	7,100	7,100	0	0
SOLAR SYSTEMS & PERIPHERALS, INC.	79,931	79,931	0	0
SOLARDYNE CORP.	25,000	25,000	0	0
SOLATRON INSTRUMENTS	1,729	1,529	200	0
SOLDER TEC, INC.	5,542	5,542	0	0
SOLID CONCEPTS, INC.	1,000	1,000	0	0
SOLID STATE DEVICES, INC.	15,678	15,678	0	13,588
SOLIDIFORM, INC.	7,710	7,710	0	0
SOLIGEN, INC.	16,910	16,910	0	0
SOLINST CANADA, LTD.	6,206	6,206	0	0
SOLSOURCE COMPUTERS, INC.	7,697	7,697	0	0
SOLTEC CORP.	1,204	629	575	0
SONGTECH INTERNATIONAL	4,545	0	4,545	0
SONIC/THERMAX	1,280	0	1,280	0
SONITECH INTERNATIONAL	2,725	2,725	0	0
SONO-CEIL	1,354	0	1,354	0
SONOMA INSTRUMENT CO.	1,980	1,980	0	0
SONORAN ENGINEERING & SALES CORP.	17,854	17,854	0	0
SONY CORP. OF AMERICA	160,801	159,088	1,713	45,885
SONY ELECTRONICS, INC.	166,594	166,594	0	0
SONY GSA	19,800	19,800	0	19,800
SORENSEN CO.	24,032	22,320	1,712	0
SOUND AIR, INC.	2,500	2,500	0	0
SOUND & SIGNAL SYSTEMS OF NEW MEXICO, INC.	2,766	2,766	0	2,766
SOURCE COM	2,465	2,465	0	0
SOURCE OF SUPPLY	1,411	1,411	0	1,411
SOURCE, INC., THE	21,580	21,580	0	21,580
SOUTH BAY TECHNOLOGY, INC.	25,341	19,391	5,950	0
SOUTH CAROLINA RESEARCH AUTHORITY	16,900	16,900	0	0
SOUTHERN CALIFORNIA BRAIDING, INC.	83,664	83,664	0	0
SOUTHPOINTE TECHNOLOGY SYSTEMS, INC.	19,584	19,584	0	0
SOUTHWEST CONTROLS, INC.	114,472	114,472	0	0
SOUTHWEST CRANE	12,184	12,184	0	12,184
SOUTHWEST DISTRIBUTING CO.	26,242	26,242	0	26,242
SOUTHWEST ENGINEERING ASSOCIATES	1,138,997	1,138,997	0	0
SOUTHWEST FORMING & SUPPLY	1,109	1,109	0	1,109
SOUTHWEST GLASS & GLAZING, INC.	1,070	1,070	0	1,070
SOUTHWEST HAZARD CONTROL, INC.	1,636,722	1,636,722	0	0
SOUTHWEST MACHINE	1,613	1,613	0	1,613
SOUTHWEST MICROELECTRONICS, INC.	3,862	3,862	0	0
SOUTHWEST MICROWAVE, INC.	15,036	15,036	0	0
SOUTHWEST PHOTO EQUIPMENT & SUPPLY, INC.	20,730	20,730	0	0
SOUTHWEST PIPING SUPPLIES	5,055	5,055	0	5,055

Supplier Name	Total \$	SNL/NM \$	SNL/CA \$	NM \$
SOUTHWEST PUBLIC AFFAIRS, INC.	125,000	125,000	0	125,000
SOUTHWEST QUALITY SUPPLIES, INC.	8,425	546	7,879	8,425
SOUTHWEST RADIOGRAPHICS, INC.	14,616	14,616	0	14,616
SOUTHWEST RESEARCH INSTITUTE	450,054	450,054	0	0
SOUTHWEST SCIENCES, INC.	1,500	1,500	0	1,500
SOUTHWEST SEAL & SUPPLY CO.	43,906	43,906	0	43,906
SOUTHWEST SOFTWARE	50,795	50,795	0	50,000
SOUTHWEST SPECIALTY MICRO SYSTEMS	10,080	10,080	0	10,080
SOUTHWEST TECHNICAL ASSOCIATES	6,055	6,055	0	6,055
SOUTHWEST TECHNICAL SALES, LTD.	1,432	1,432	0	0
SOUTHWEST TECHNICAL SERVICES	19,649	19,649	0	19,649
SOUTHWEST TELEPHONE SYSTEMS, INC.	11,957	11,957	0	11,957
SOUTHWEST TRACTOR	6,650	6,650	0	6,650
SOUTHWEST TRAILERS	3,165	3,165	0	3,165
SOUTHWEST TRANE	298,384	298,384	0	298,384
SOUTHWEST WATER CONDITIONING	572,945	572,945	0	572,945
SOUTHWEST WIRE & CABLE	88,015	88,015	0	88,015
SOUTHWESTERN AUTOMATION SYSTEMS	5,093	5,093	0	0
SOUTHWESTERN CONTROLS, INC.	2,629	2,629	0	0
SOUTHWESTERN INDIAN POLYTECHNIC INSTITUTE	100,000	100,000	0	100,000
SOUTHWESTERN MINERALS	1,678	1,678	0	1,678
SP INDUSTRIES LP	7,008	5,382	1,626	0
SPACE ELECTRONICS, INC.	392,664	392,664	0	0
SPACE GLASS	2,237	2,237	0	0
SPACE MACHINE & ENGINEERING CORP.	3,468	3,468	0	0
SPACECRAFT COMPONENTS CORP.	25,475	25,475	0	0
SPANG & CO.	7,157	7,157	0	0
SPARCOM CORP.	1,239	1,239	0	0
SPARKS PERSONNEL SERVICES	10,000	10,000	0	0
SPARTA, INC.	77,745	77,745	0	0
SPARTON TECHNOLOGY, INC.	146,370	146,370	0	146,370
SPATIAL TECHNOLOGY, INC.	24,995	24,995	0	0
SPAWR INDUSTRIES, INC.	1,280	1,280	0	0
SPC SYSTEMS LIMITED	3,110	3,110	0	0
SPECIAL METALS CORP.	25,550	25,550	0	0
SPECIAL OPTICS	59,125	51,485	7,640	0
SPECIALIZED SYSTEMS TECHNOLOGY (SST)	7,231	7,231	0	0
SPECIALTY COATING SYSTEMS, INC.	3,050	3,050	0	0
SPECIALTY COMMUNICATIONS	15,081	15,081	0	15,081
SPECIALTY ENGINEERING ASSOCIATES	11,185	11,185	0	0
SPECIALTY GLASS	5,520	5,520	0	0
SPECIALTY MINERALS, INC.	44,520	44,520	0	0
SPECIALTY PRODUCTS, INC.	76,834	76,834	0	0
SPECIALTY VIDEO SUPPLY	1,943	1,943	0	0
SPECTRA GASES, INC.	59,372	550	58,822	0
SPECTRA RESEARCH INSTITUTE	1,878,213	1,878,213	0	1,878,213
SPECTRA SYSTEMS	2,985	2,985	0	0
SPECTRA VAC, INC.	4,846	4,846	0	0
SPECTRACE INSTRUMENTS, INC.	9,100	9,100	0	0
SPECTRAL DYNAMICS CORP.	2,750	2,750	0	0
SPECTRAL PRECISION, INC.	16,100	16,100	0	0
SPECTRAL SYSTEMS, INC.	3,690	2,490	1,200	0
SPECTRA-MAT, INC.	14,470	6,280	8,190	0
SPECTRA-PHYSICS LASERS, INC.	228,513	195,848	32,665	0
SPECTRA-PHYSICS OPTICS CORP.	6,750	0	6,750	0
SPECTRA-PHYSICS, INC.	216,479	37,546	178,933	0
SPECTRA-TECH, INC.	26,050	26,050	0	0
SPECTREX CORP.	2,273	1,360	913	0
SPECTROCELL, INC.	10,110	10,110	0	0

Supplier Name	Total \$	SNL/NM \$	SNL/CA \$	NM \$
SPECTROGON US, INC.	2,175	0	2,175	0
SPECTROLAB	1,750	1,750	0	0
SPECTROLAB RESEARCH LABORATORIES	3,860	3,860	0	0
SPECTRON MICROSYSTEMS, INC.	31,012	20,850	10,162	0
SPECTRUM	2,395	2,395	0	0
SPECTRUM CONTROL, INC.	25,624	25,624	0	0
SPECTRUM ENGINEERING, INC.	10,926	10,096	830	0
SPECTRUM EQUIPMENT	1,008	1,008	0	0
SPECTRUM INSTRUMENTS	1,184	1,184	0	1,184
SPECTRUM INTERNATIONAL	18,810	18,810	0	0
SPECTRUM MAGAZINE	4,300	4,300	0	0
SPECTRUM SIGNAL PROCESSING, INC.	92,436	69,000	23,436	0
SPECTRUM TRADING	45,994	45,994	0	0
SPECULAR INTERNATIONAL	5,528	199	5,329	0
SPEECH SYSTEMS, INC.	3,162	3,162	0	0
SPEEDRING, INC.	1,567	1,567	0	0
SPERRY-SUN CO.	1,000	1,000	0	0
SPEX INDUSTRIES, INC.	78,213	40,718	37,495	0
SPICER CORP.	6,435	990	5,445	0
SPINDLER & HOYER, INC.	4,481	3,116	1,365	0
SPIOPINA, DR. NENA	8,600	8,600	0	0
SPIRA MFG. CORP.	1,418	1,418	0	0
SPIRE TECHNOLOGIES, INC.	2,510	2,510	0	0
SPIRICON, INC.	53,975	43,820	10,155	0
SPIRIT ELECTRONICS, INC.	8,803	8,803	0	0
SPONGE-JET USA	47,750	47,750	0	0
SPORT PRODUCTS MFG., LTD.	2,315	2,315	0	0
SPOT IMAGE CORP.	10,400	10,400	0	0
SPRAY SYSTEMS OF ARIZONA, INC.	51,457	51,457	0	0
SPRAYING SYSTEMS CO.	4,484	3,412	1,072	0
SPRINGER-VERLAG NEW YORK, INC.	24,748	24,414	334	0
SPRINGER, TIMOTHY J.	1,760	1,760	0	0
SPRINKLER IRRIGATION SPECIALISTS	3,764	0	3,764	0
SPSS, INC.	1,596	1,596	0	0
SPYGLASS, INC.	101,557	97,016	4,541	0
SRI INTERNATIONAL	501,907	476,178	25,729	0
SRS TECHNOLOGIES	7,530	7,530	0	0
STADCO	87,380	87,380	0	0
STAMM SCHEELE, INC.	830,000	830,000	0	0
STANDARD BELLOWS CO.	3,658	0	3,658	0
STANDARD LOGIC, INC.	2,584	2,584	0	0
STANDARD MACHINE COMPANY	34,747	34,747	0	34,747
STANDARD METER LAB, INC.	3,633	0	3,633	0
STANDARD PARTS & EQUIPMENT CORP.	1,723	1,723	0	0
STANDARD SHEETMETAL FABRICATORS	1,635	1,635	0	1,635
STANDERS CHOICE HEALTH MATS	1,320	1,320	0	0
STANDISH, INC.	1,688	1,688	0	0
STANFORD CENTER FOR RESERVOIR FORECASTING	120,000	120,000	0	0
STANFORD RESEARCH SYSTEMS, INC. (SRS)	381,723	321,584	60,139	0
STANFORD TELECOMMUNICATIONS	16,286	16,286	0	0
STANFORD, LELAND, JR. UNIVERSITY	905,463	340,000	565,463	0
STANGENES INDUSTRIES, INC.	14,455	14,455	0	0
STANLEY-VIDMAR	16,966	3,356	13,610	0
STANTON, SUE	11,760	0	11,760	0
STAR TECH INSTRUMENTS	3,600	0	3,600	0
STAR TEMPORARIES, INC.	65,990	65,990	0	0
STAR TRADING CO., INC.	2,302	2,302	0	2,302
STARCK, H. C., INC.	11,331	11,331	0	0

Supplier Name	Total \$	SNL/NM \$	SNL/CA \$	NM \$
STARK INDUSTRIAL SUPPLY CO.	12,549	12,549	0	12,549
STARK, H. C., INC.	1,249	1,249	0	0
STARRETT, L. S. CO.	4,600	4,600	0	0
STARR, DR. GREGORY P.	20,855	20,855	0	20,855
STASIO, TERESA A.	10,000	0	10,000	0
STATE OF NEW MEXICO	12,632	12,632	0	12,632
STATE OF THE ART, INC.	3,608	3,608	0	0
STATE SURGICAL SUPPLY, INC.	2,478	0	2,478	0
STATEK CORP.	150,469	150,469	0	0
STATISTICAL SCIENCES, INC.	27,043	18,433	8,610	0
STATSOFT, INC.	2,697	1,992	705	0
STAUBLI UNIMATION, INC.	222,198	117,258	104,940	0
STAVELEY INSTRUMENTS, INC.	12,800	12,800	0	0
STAVELEY SENSORS, INC.	3,583	3,583	0	0
STAVELY INSTRUMENTS	2,534	2,534	0	0
STEAM & PLUMBING	11,399	0	11,399	0
STEEL FOUNDERS SOCIETY OF AMERICA	1,000	1,000	0	0
STEINER FILM	9,422	9,422	0	0
STELLAR SECURITY PRODUCTS, INC.	32,020	32,020	0	0
STELLAR SOFTWARE	2,267	1,978	289	0
STEP TOOLS, INC.	6,095	6,095	0	0
STEPHENS, DANIEL B. & ASSOCIATES, INC.	198,250	198,250	0	198,250
STEREOGRAPHICS CORP.	44,080	43,930	150	0
STERLING ELECTRONICS CORP.	38,458	38,118	340	38,118
STERLING SOFTWARE	3,355	3,355	0	0
STEVEN ENGINEERING, INC.	2,420	0	2,420	0
STEVENSON, DR. JOHN D.	10,000	10,000	0	0
STEVENS, K. L. CO., INC.	26,176	26,176	0	26,176
STEVENS, WILLIAM L.	22,000	22,000	0	22,000
STEWART BROTHERS DRILLING	3,016,500	3,016,500	0	3,016,500
STEWART & STEVENSON POWER, INC.	11,394	11,394	0	11,394
STI MANUFACTURING, INC.	1,852	1,852	0	0
STILES CUSTOM METAL, INC.	3,345	0	3,345	0
STILLMAN, DAN B.	20,000	20,000	0	20,000
STIM-LAB, INC.	10,000	10,000	0	0
STMS, INC.	5,505	5,505	0	0
STN-COLUMBUS	189,862	189,862	0	0
STOCKER & YALE, INC.	12,365	12,365	0	0
STOCKTON TELECOMMUNICATIONS, INC.	1,012	1,012	0	1,012
STOKES VACUUM, INC.	15,486	15,486	0	0
STOKES, LINDA	1,150	1,150	0	1,150
STOLLER, S. M. CORP.	80,000	80,000	0	80,000
STONE BROTHERS	300,000	300,000	0	0
STONER ASSOCIATES, INC.	8,500	8,500	0	0
STONHARD, INC.	6,300	0	6,300	0
STORAGE DIMENSIONS	3,000	0	3,000	0
STORAGE TECHNOLOGY CORP.	581,523	399,838	181,685	388,378
STORM PRODUCTS CO.	248,689	248,689	0	0
STRAINERT CO.	1,852	1,852	0	0
STRATAMODEL, INC.	46,300	46,300	0	0
STRATA, INC.	1,195	1,195	0	0
STRATEGIC COMMUNICATIONS	5,000	5,000	0	0
STRATEGIC DECISIONS GROUP, INC.	28,750	28,750	0	0
STRATEGIC MACHINE TOOL, INC.	9,393	9,393	0	0
STRATEGIC MAPPING, INC.	3,385	3,385	0	0
STRATEGIC TRAINING	1,055	1,055	0	0
STRATEGIES UNLIMITED	2,950	2,950	0	0
STRAUB, HARRY	15,000	15,000	0	0
STRAWBERRY TREE COMPUTER	1,990	1,990	0	0

Supplier Name	Total \$	SNL/NM \$	SNL/CA \$	NM \$
STRECK LABORATORIES, INC.	3,498	3,498	0	0
STRESAU LABORATORY, INC.	5,675	5,675	0	0
STROHECKER, INC.	9,280	9,280	0	0
STROHL SYSTEMS	2,550	2,550	0	0
STROSINSKI, JEAN L.	8,330	8,330	0	8,330
STROTHMAN/ASSOCIATES, INC.	22,000	22,000	0	0
STRO-WARE	1,494	1,494	0	0
STRUCTURAL ANALYSIS TECHNOLOGIES, INC.	2,690	2,690	0	0
STRUCTURAL BEHAVIOR ENGINEERING LABORATORIES, INC. (SBEL)	9,825	9,825	0	0
STRUCTURAL DYNAMICS RESEARCH CORP. (SDRC)	198,659	198,659	0	0
STRUCTURAL LAMINATES CO.	11,328	0	11,328	0
STRUCTURAL RESEARCH AND ANALYSIS CORP.	34,630	34,005	625	0
STRUCTURE PROBE, INC.	7,095	7,095	0	0
STRUERS, INC.	57,900	57,450	450	0
STRYKER INSTRUMENTS	3,505	3,505	0	0
ST. CHARLES MANUFACTURING CO.	2,659	0	2,659	0
ST. JOSEPH'S HEALTHCARE SYSTEM	20,000	20,000	0	20,000
ST. OLEKTRON CORP.	1,600	1,600	0	0
SUBIA CORP.	1,614,809	1,614,809	0	1,614,809
SUBURBAN PROPANE	12,000	0	12,000	0
SUCCESSORIES, INC.	1,648	1,398	250	0
SULLIVAN, GREGORY P.	10,000	10,000	0	10,000
SUMITOMO ELECTRIC USA, INC.	81,306	81,306	0	0
SUMMIT CONSTRUCTION	2,546,037	2,546,037	0	2,546,037
SUMMIT DISTRIBUTORS	10,980	10,980	0	0
SUMMIT ELECTRIC SUPPLY, INC.	2,010,904	2,010,904	0	2,010,904
SUMMIT LEVEL ENGINEERING	1,360	0	1,360	0
SUMMIT TRAINING SOURCE, INC.	2,319	2,319	0	0
SUN COUNTRY INDUSTRIES, INC.	49,618	49,618	0	49,618
SUN MICROSYSTEMS, INC.	7,485,830	5,853,204	1,632,626	5,756,951
SUN PNEUMATICS	1,838	1,838	0	0
SUN SELECT	4,702	3,190	1,512	0
SUN SERVICE	1,400	1,400	0	0
SUN TEQ ENGINEERING, INC.	10,963	10,963	0	10,963
SUNBELT GEOPHYSICS	7,265	7,265	0	7,265
SUNBELT OPTICAL CO.	101,471	101,471	0	101,471
SUNCOAST TECHNOLOGIES, INC.	6,114	6,114	0	0
SUNEXPRESS, INC.	163,403	130,681	32,722	0
SUNLAND SANITARY SUPPLY, INC.	571,718	571,718	0	571,718
SUNLAND SUPPLY CO., INC.	2,862	2,862	0	0
SUNNEX, INC.	1,231	102	1,130	0
SUNNYVALE TRUCK EQUIPMENT	1,117	0	1,117	0
SUNOL TECHNOLOGIES, INC.	14,000	14,000	0	0
SUNSOFT, INC.	1,027	1,027	0	0
SUNWEST BANK OF ALBUQUERQUE	351,740	350,000	1,740	351,740
SUNWEST CELLULAR, INC.	2,068	2,068	0	2,068
SUPELCO, INC.	21,486	20,858	628	0
SUPER CIRCUITS	2,714	2,714	0	0
SUPER PLUMBING SUPPLY	17,355	0	17,355	0
SUPERCONDUCTIVE COMPONENTS, INC.	16,739	16,739	0	0
SUPERFORM USA, INC.	11,150	0	11,150	0
SUPERIOR BUSINESS PRODUCTS, INC.	2,438	2,438	0	2,438
SUPERIOR DESIGN, INC.	50,000	0	50,000	0
SUPERIOR EVAPORANTS	2,181	2,181	0	0
SUPERIOR MACHINE	16,854	16,854	0	16,854
SUPERIOR MACHINE AND SERVICE CO.	9,019	0	9,019	0
SUPERIOR TUBE CO.	13,965	13,965	0	0

Supplier Name	Total \$	SNL/NM \$	SNL/CA \$	NM \$
SUPPER, CHARLES CO., INC.	2,475	2,475	0	0
SURECRETE, INC.	45,005	45,005	0	0
SURFACE INTERFACE	21,104	1,920	19,184	0
SURFACE MOUNT DISTRIBUTION, INC.	1,713	1,713	0	0
SURFACE OPTICS CORP.	15,604	15,604	0	0
SURGICAL DIMENSIONS	4,607	0	4,607	0
SUSIE-CAD, INC.	1,445	1,445	0	0
SUSS, KARL AMERICA, INC.	51,840	51,840	0	0
SUTHERLAND & ASSOCIATES	59,599	0	59,599	0
SUTIN, THAYER & BROWNE	147,519	147,519	0	147,519
SUTTORA & SUTTORA PHOTOGRAPHY	4,000	0	4,000	0
SWAN TECHNOLOGIES	1,256	1,256	0	0
SWANSON SERVICE CORP.	9,490	9,490	0	0
SWANSON, ROBERT L., MAI	4,000	4,000	0	4,000
SWIFT TEXTILE METALLIZING CORP.	1,080	1,080	0	0
SWIFT, C. W. & ASSOC.	2,336	2,336	0	0
SWL, INC.	13,281	13,281	0	0
SWT DISTRIBUTORS, INC.	5,752	5,752	0	5,752
SY TECHNOLOGIES	283,113	283,113	0	0
SYBASE, INC.	182,634	182,634	0	0
SYLVEST MANAGEMENT SYSTEMS	24,300	24,300	0	0
SYMANTEC CORP.	9,061	5,456	3,605	0
SYMARK SOFTWARE	4,020	4,020	0	0
SYMA-SYSTEMS, INC.	5,186	5,186	0	0
SYMMETRIC INTERCONNECT SYSTEMS, INC.	20,268	20,268	0	0
SYMTRON SYSTEMS, INC.	9,995	9,995	0	0
SYNCSORT, INC.	3,990	3,990	0	0
SYNERGISTIC DETECTOR DESIGNS	4,051	4,051	0	0
SYNERGY SOFTWARE	2,122	1,060	1,062	0
SYNOPSIS LOGIC MODELING	163,850	163,850	0	0
SYNRAD, INC.	25,163	25,163	0	0
SYPROTEC CORP.	1,335	1,335	0	0
SYSTAT, INC.	2,506	1,880	627	0
SYSTEM ENGINEERING INTERNATIONAL	28,156	27,650	506	0
SYSTEMS EFFECTIVENESS ASSOC., INC.	190,000	190,000	0	0
SYSTEMS INTEGRATION PLUS, INC.	399,816	399,816	0	0
SYSTEMS MANUFACTURING TECHNOLOGY, INC. (SMT)	5,190	5,190	0	0
SYSTEMS MODELING CORP.	14,250	14,250	0	0
SYSTEMS SPECIALISTS, INC.	24,862	7,620	17,242	0
SYSTEMS V	3,878	3,878	0	0
SYSTEMS & SOFTWARE GROUP, INC.	6,850	6,850	0	0
T&C TANK RENTAL	7,500	7,500	0	7,500
T&G MACHINE	2,180	2,180	0	2,180
T&M RESEARCH PRODUCTS	12,691	12,691	0	12,691
TA INSTRUMENTS, INC.	77,839	77,839	0	0
TAB BUSINESS SYSTEMS, INC.	9,687	9,687	0	9,687
TAB MANUFACTURING, INC.	139,715	139,715	0	139,715
TAB PRODUCTS CO.	12,940	4,059	8,881	684
TABER INDUSTRIES	4,520	1,450	3,070	1,450
TAD RESOURCES INTERNATIONAL, INC.	147,765	147,765	0	147,765
TAD TECHNICAL SERVICES CORP.	879,419	340,000	539,419	40,000
TADPOLE TECHNOLOGIES	91,325	91,325	0	0
TAGLIAFERRI, EDWARD	70,000	70,000	0	0
TAL ENTERPRISES	1,085	395	690	0
TALANDIC RESEARCH CORP.	16,145	0	16,145	0
TALARIS SYSTEMS, INC.	16,579	12,268	4,310	0
TALLY SYSTEMS CORP.	2,590	2,590	0	0
TALNACK & ASSOCIATES	2,000	0	2,000	0

Supplier Name	Total \$	SNL/NM \$	SNL/CA \$	NM \$
TAM CERAMICS, INC.	1,630	1,630	0	0
TAMSCO	4,386	4,386	0	0
TANAKA SYSTEMS, INC.	1,875	1,875	0	0
TANDY CORP.	8,266	7,406	860	7,406
TANGENT COMPUTER, INC.	17,149	17,149	0	0
TANNER RESEARCH, INC.	23,390	23,390	0	0
TAN, DR. YEN T.	100,000	0	100,000	0
TAPESWITCH CORP. OF AMERICA	4,975	215	4,760	0
TARGET MATERIALS	2,805	2,805	0	0
TARGETRONIX CORP.	15,844	15,844	0	0
TASCO ELECTRONICS, INC.	3,200	3,200	0	0
TASCOSA OFFICE MACHINES	15,210	15,210	0	0
TASO, TIEN J.	35,000	35,000	0	0
TAT ENGINEERING CORP.	1,361	1,361	0	0
TATE INTERIOR PRODUCTS	20,988	20,988	0	0
TATUM'S JANITORIAL SERVICE & SUPPLIES	40,643	0	40,643	0
TAYCAR ENTERPRISES	124,787	124,787	0	124,787
TAYLOR MADE OFFICE SYSTEMS, INC.	108,617	0	108,617	0
TAYLOR MEDICAL SUPPLY	31,668	31,668	0	31,668
TBG MICROGRAPHIC SERVICES	5,825	0	5,825	0
TC COMPUTERS	2,040	2,040	0	0
TCI SOFTWARE RESEARCH, INC.	5,244	5,244	0	5,244
T-CUBED SYSTEMS, INC.	5,140	5,140	0	0
TEAC CORP. OF AMERICA	22,291	22,291	0	21,550
TEAGUE, BEN	25,000	25,000	0	0
TEAM CORP.	33,404	33,404	0	0
TEAM SPECIALTY PRODUCTS CORP.	1,430,180	1,430,180	0	1,430,180
TECH INTERNATIONAL, INC.	99,954	99,954	0	0
TECH OPS INTERNATIONAL, INC.	201,000	201,000	0	0
TECH PHOTO SERVICES, INC.	4,105	4,105	0	0
TECH POOL SOFTWARE	2,029	1,089	940	0
TECH REPS, INC.	18,647,294	18,634,294	13,000	18,647,294
TECH SALES, INC.	29,197	29,197	0	0
TECH SEARCH INTERNATIONAL	10,367	10,367	0	0
TECHNADYNE ENGINEERING CONSULTANTS, INC.	3,329,962	3,329,962	0	3,329,962
TECHNECTICS CORP.	4,618	4,618	0	0
TECHNICA USA	1,026	0	1,026	0
TECHNICAL COMMUNICATION SERVICES, INC.	5,000	5,000	0	5,000
TECHNICAL ENTERPRISES & ASSOCIATES, INC.	125,000	125,000	0	125,000
TECHNICAL GLASS PRODUCTS, INC.	15,601	15,601	0	0
TECHNICAL HEATERS, INC.	4,848	1,770	3,078	0
TECHNICAL INSTRUMENT CO.	1,674	0	1,674	0
TECHNICAL MANUFACTURING CORP.	74,186	61,686	12,500	0
TECHNICAL MARKETING CO.	1,424	0	1,424	0
TECHNICAL MARKETING MFG., INC.	3,511	3,511	0	2,161
TECHNICAL SAFETY SERVICES, INC.	2,280	0	2,280	0
TECHNICAL SALES, INC.	2,075	2,075	0	0
TECHNICAL SUPPORT CORP.	262,500	262,500	0	262,500
TECHNICAL WIRE PRODUCTS, INC.	9,731	9,731	0	0
TECHNIC, INC.	15,130	10,838	4,292	0
TECHNIPURE, INC.	471,599	471,599	0	471,599
TECHNISCHES BURO S. FISCHER	4,040	4,040	0	0
TECHNI-TOOL, INC.	11,481	8,037	3,444	0
TECHNITROL, INC.	5,934	5,934	0	5,934
TECHNOLOGIC SYSTEMS	1,885	1,885	0	0
TECHNOLOGY EXCHANGE CO.	36,013	36,013	0	0
TECHNOLOGY INTERCHANGE GROUP, INC.	4,323	4,028	295	0
TECHNOLOGY MODELING ASSOCIATES	40,320	40,320	0	0
TECHNOLOGY PROSPECTS, INC.	300,000	300,000	0	0

Supplier Name	Total \$	SNL/NM \$	SNL/CA \$	NM \$
TECHNOLOGY UTILIZATION FOUNDATION	2,350	0	2,350	0
TECHSOURCE CONSULTING, INC.	3,288,334	3,288,334	0	3,288,334
TECHWARE SYSTEMS CORP.	50,050	50,050	0	0
TECHWORKS	2,242	0	2,242	0
TECMAG, INC.	42,600	42,600	0	0
TECOM INDUSTRIES, INC.	8,360	7,950	410	0
TECO, INC.	2,397	0	2,397	0
TEGAL SCIENTIFIC, INC.	5,698	1,608	4,090	0
TEGAM	23,600	23,600	0	0
TEI ENGINEERED PRODUCTS, INC.	42,876	42,876	0	0
TEKTRONIX, INC.	2,063,996	1,856,193	207,802	612,929
TEL-A-TRAIN, INC.	2,319	2,319	0	0
TELCO ELECTRIC, INC.	14,505	14,505	0	14,505
TELCO SYSTEMS FIBER OPTICS CORP.	32,116	32,116	0	0
TELCOM DEVICES CORP.	4,995	4,995	0	0
TELEBYTE TECHNOLOGY, INC.	2,278	2,278	0	0
TELECOMMUNICATIONS TECHNIQUES CORP. (TTC)	1,095	1,095	0	0
TELEDESIGN SYSTEMS, INC.	8,596	8,596	0	0
TELEDYNE ANALYTICAL INSTRUMENTS	4,224	4,224	0	0
TELEDYNE ELECTRONIC TECHNOLOGIES	13,500	13,500	0	0
TELEDYNE INDUSTRIES, INC.	20,893	20,893	0	0
TELEDYNE, INC.	29,142	28,493	649	2,215
TELEPHOTO	1,295	1,295	0	0
TEL-E-TEL CORP.	1,465	1,465	0	0
TELETRIX CORP.	20,198	20,198	0	0
TELEX COMMUNICATIONS, INC.	4,011	4,011	0	0
TELONICS, INC.	21,497	21,497	0	0
TELSCIENCE TRANSMISSION SYSTEMS	171,965	171,965	0	0
TELSTAR INSTRUMENTS	4,900	0	4,900	0
TELULAR CORP.	1,890	1,890	0	0
TELULAR-ADCOR	1,524	0	1,524	0
TEMCO, INC.	8,795	8,795	0	0
TEMEKO TECHNOLOGIES, INC.	12,825	12,825	0	0
TEMPCO EQUIPMENT CO., INC.	3,496	0	3,496	0
TEMPCO, INC.	47,207	47,207	0	0
TEMPLETON COAL CO.	2,171	2,171	0	0
TEMPRESKO, INC.	14,443	0	14,443	0
TEMPTRONIC CORP.	11,140	11,140	0	0
TENCOR INSTRUMENTS	635,075	635,075	0	0
TENEX COMPUTER EXPRESS	2,270	2,270	0	0
TENNANT CO.	33,894	33,774	120	0
TENNEY ENVIRONMENTAL	43,122	43,027	95	0
TERA RESEARCH, INC.	49,988	49,988	0	0
TERMINAL DATA CORP.	2,500	2,500	0	0
TERPENING, W. L. CO.	1,578	1,578	0	1,578
TERRA IMAGING CORP.	11,631	11,631	0	11,631
TERRA UNIVERSAL, INC.	6,348	361	5,987	0
TERRADIGM, INC.	350,000	350,000	0	350,000
TERRATEK, INC.	13,900	13,900	0	0
TESCOM CORP.	3,223	835	2,388	0
TESEC, INC.	4,300	4,300	0	0
TESOFT, INC.	1,410	1,410	0	0
TESSCO, INC.	8,026	8,026	0	0
TEST PROBES, INC.	1,079	1,079	0	0
TEST SYSTEMS, INC.	7,162	7,162	0	0
TESTER, JEFFERSON W.	11,000	0	11,000	0
TESTING MACHINES, INC.	7,399	7,399	0	0
TEXAS A&M RESEARCH FOUNDATION	479,097	479,097	0	0

Supplier Name	Total \$	SNL/NM \$	SNL/CA \$	NM \$
TEXAS COMPONENTS CORP.	37,682	37,682	0	0
TEXAS ELECTRONICS, INC.	6,590	6,590	0	0
TEXAS ENGINEERING EXPERIMENT STATION	80,084	80,084	0	0
TEXAS INSTRUMENTS, INC.	323,794	323,494	300	0
TEXAS MICROSYSTEMS, INC.	10,994	0	10,994	0
TEXAS OPTOELECTRONICS, INC.	4,454	4,454	0	0
TEXAS TECH UNIVERSITY	20,182	20,182	0	0
TEXCAN CABLES, INC.	4,155	4,155	0	0
TEX-SEM SERVICE	12,000	12,000	0	0
TEXTILE SUPPLY CO.	1,443	1,443	0	0
TEXTRON DEFENSE SYSTEMS	164,368	164,368	0	0
TEXWIPE CO.	5,665	510	5,154	0
TFI TELEMARK	52,847	52,847	0	27,357
TGM DETECTORS, INC.	6,599	6,599	0	0
TGV, INC.	6,859	6,859	0	0
THEATER SERVICE & SUPPLY	1,000	1,000	0	0
THEODOSIS, MICHAEL S.	65,000	65,000	0	65,000
THERMACORE, INC.	1,250	1,250	0	0
THERMAL EQUIPMENT CORP.	13,365	13,365	0	0
THERMAL TECHNOLOGY, INC.	12,855	12,855	0	0
THERMA-WAVE, INC.	4,999	4,999	0	0
THERMCO SYSTEMS, INC.	1,173,340	1,173,340	0	0
THERMCRAFT, INC.	1,818	1,818	0	0
THERMEDICS DETECTION, INC.	11,000	11,000	0	0
THERMIONICS LABORATORY, INC.	86,964	58,475	28,489	0
THERMIONICS NORTHWEST, INC.	89,959	14,145	75,814	0
THERMO ANALYTICAL, INC.	79,510	0	79,510	0
THERMO ELECTRON CORP.	17,065	17,065	0	15,465
THERMO ENVIRONMENTAL INSTRUMENTS, INC.	31,359	31,359	0	0
THERMO FUSION	1,280	0	1,280	0
THERMO JARRELL-ASH CORP.	94,314	94,314	0	0
THERMODYNE INTERNATIONAL, LTD.	1,788	1,413	375	0
THERMOGAGE, INC.	4,815	4,815	0	0
THERMOMETRICS, INC.	3,521	3,521	0	0
THERMOPHYSICAL RESEARCH LABORATORY	5,760	5,760	0	0
THERMOTRON INDUSTRIES, INC.	18,305	15,028	3,277	0
THERMX	22,344	0	22,344	0
THERM-X OF CALIFORNIA	4,268	0	4,268	0
THERN, INC.	2,263	2,263	0	0
THETA INDUSTRIES, INC.	9,742	9,742	0	0
THETA PLATE, INC.	9,512	9,512	0	9,512
THIEM INDUSTRIES, INC.	18,179	18,179	0	0
THIN FILM DEVICES	1,590	1,590	0	0
THIN FILM ENGINEERING, INC.	5,000	5,000	0	0
THIN FILM LAB	4,777	4,777	0	0
THIN FILM TECHNOLOGY	3,950	3,950	0	0
THIN FILMS SYSTEMS TECHNOLOGIES (TFS)	15,038	15,038	0	15,038
THINGS REMEMBERED	1,186	1,186	0	1,186
THIOKOL CORP.	90,355	90,355	0	0
THK AMERICA, INC.	1,712	1,712	0	1,536
THOMAS AIR SYSTEMS, INC.	1,676	0	1,676	0
THOMAS COOK TRAVEL	2,534	2,534	0	2,534
THOMAS ELECTRIC	4,172	4,172	0	4,172
THOMAS ELECTRONICS, INC.	4,720	0	4,720	0
THOMAS SCIENTIFIC	8,438	4,507	3,931	0
THOMAS & ASSOCIATES	2,655	2,655	0	0
THOMPSON MACHINE	14,544	14,544	0	14,544
THOMPSON PUBLISHING GROUP	1,341	1,341	0	0
THOMSON, GEORGE S. CO. OF NEW MEXICO	34,482	34,482	0	33,647

Supplier Name	Total \$	SNL/NM \$	SNL/CA \$	NM \$
THOMS, ROBERT L.	35,000	35,000	0	0
THOR COMPUTERS, LTD.	479,320	479,320	0	479,320
THORLABS, INC.	71,961	32,987	38,974	0
THORN EMI ELECTRON TUBES, INC.	4,150	4,150	0	0
THORN EMI ELECTRONICS, LTD.	38,201	38,201	0	0
3 COM CORP.	7,581	7,581	0	0
3-D POLYMERS	1,100	1,100	0	0
3D SYSTEMS, INC.	186,781	144,725	42,056	0
THRESHOLD COMPUTERS, INC.	2,418	2,418	0	0
THT SALES CO.	36,614	36,614	0	36,614
THUNDER SCIENTIFIC CORP.	78,909	78,909	0	78,909
THUNDERBIRD FIRE EQUIPMENT CORP.	2,401	2,401	0	2,401
THURIDION	1,188	1,188	0	0
TIE SYSTEMS, INC. NEW MEXICO	12,331	12,331	0	12,331
TIFFEN MANUFACTURING CORP.	7,145	7,145	0	0
TIGER DIRECT	9,970	7,970	2,000	0
TIGER SOFTWARE, INC.	32,546	29,538	3,008	0
TILLS, JACK & ASSOCIATES, INC.	275,000	275,000	0	275,000
TIME EQUIPMENT CO.	1,413	1,413	0	1,413
TIME MANAGEMENT SYSTEMS, INC.	1,985	1,985	0	1,985
TIME MOTION TOOLS	3,779	1,785	1,994	0
TIMELY TECHNICAL TOPICS	11,700	0	11,700	0
TIMEMED LABELING SYSTEMS, INC.	4,484	4,484	0	0
TIMEPLEX FEDERAL SYSTEMS, INC.	9,280	9,280	0	0
TIMEPOINT CORP.	1,204	1,204	0	0
TIMES MICROWAVE SYSTEMS, INC.	3,240	3,240	0	0
TIMESAVER/DOALL	4,438	4,438	0	1,974
TIMKEN CO., THE	25,242	17,742	7,500	0
TINGLEY RUBBER CORP.	1,370	1,370	0	0
TINSLEY LABORATORIES, INC.	342,000	0	342,000	0
TINUIS-OLSEN TESTING MACHINE CO.	8,305	8,305	0	0
TIODIZE CO., INC.	1,492	1,492	0	0
TIPPETT & GEE, INC.	5,200	5,200	0	0
TIPPS EQUIPMENT	14,160	14,160	0	14,160
TITAN CORP., THE	10,994	10,994	0	31,000
TITANIUM METALS CORP. OF AMERICA	3,494	3,494	0	0
TITUS, F. D.	1,892	0	1,892	0
TIW FABRICATION & MACHINING, INC.	107,540	107,540	0	107,540
TJ SALES	7,925	6,675	1,250	0
TMA, INC.	13,961	13,961	0	13,961
TMA/EBERLINE	455,445	455,445	0	455,445
TMI	13,617	13,617	0	13,617
TN TECHNOLOGIES	29,295	795	28,500	0
TNC SALES & SERVICE, INC.	2,084	2,084	0	2,084
TODD PRODUCTS CORP.	3,090	3,090	0	0
TOGAI INFRA LOGIC, INC.	3,496	3,496	0	0
TOLEDO METAL SPINNING CO.	3,890	3,890	0	0
TOLTEC SCREEN PRINT	4,467	4,467	0	4,467
TOMASZAK & WADE	1,262	0	1,262	0
TONOPAH SAND & GRAVEL	7,806	7,806	0	0
TOP DOWN DESIGN SOLUTIONS	3,490	3,490	0	3,490
TOPCON DENVER	1,000	1,000	0	0
TOPCON TECHNOLOGIES, INC.	4,990	4,990	0	0
TOPLINE COMPONENTS	17,811	17,811	0	0
TORCO & ASSOCIATES	318,500	318,500	0	318,500
TOSHIBA AMERICAN INFORMATION SYSTEMS, INC.	9,641	4,673	4,968	0
TOSHIBA AMERICA, INC.	21,448	10,966	10,482	0
TOSOH SMD, INC.	13,870	13,870	0	0
TOTAL INFORMATION, INC.	6,308	6,308	0	0

Supplier Name	Total \$	SNL/NM \$	SNL/CA \$	NM \$
TOTAL SULFIDE SERVICES, INC.	75,000	0	75,000	0
TOUCH VISION SYSTEMS, INC.	1,960	1,960	0	0
TOWER CONCEPTS	1,483	1,483	0	0
TOWER PRODUCTS, INC.	1,787	950	837	0
TOWER SYSTEMS, INC.	30,828	30,828	0	0
TOWERS, PERRIN, FORSTER & CROSBY	14,920	14,920	0	0
TOWILL, R. M. CORP.	3,500	3,500	0	0
TOWNE TECHNOLOGIES, INC.	6,395	6,395	0	0
TOYO OPTICS INDUSTRIES, INC.	2,136	0	2,136	0
T-P PUMP & PIPE CO.	39,082	39,082	0	39,082
TRACE CD PRODUCTS GROUP	3,256	3,256	0	0
TRACE ENGINEERING CO.	50,850	50,850	0	0
TRACEWELL ENCLOSURES, INC.	2,995	2,995	0	0
TRA-CON, INC.	2,632	2,004	628	0
TRACOR AEROSPACE, INC.	5,753	5,753	0	0
TRACY SUDS LAUNDROMAT	3,000	0	3,000	0
TRAINING ON VIDEO	1,280	1,280	0	0
TRAINING RESOURCES INTERNATIONAL	3,643	3,643	0	0
TRAINING SOLUTIONS	7,215	7,215	0	0
TRAK ENGINEERING	3,195	3,195	0	0
TRAK MICROWAVE CORP.	1,395	1,395	0	0
TRANE CO., THE	1,003	0	1,003	0
TRANS EXPRESS COURIER SERVICE	2,000	2,000	0	0
TRANS TEMP CO.	3,995	3,995	0	0
TRANS UNION	8,000	8,000	0	8,000
TRANSCAT TEST & MEASUREMENT INSTITUTE	3,827	2,207	1,620	0
TRANSDUCER TECHNIQUES	4,133	4,133	0	0
TRANSERA/HTB INTERNATIONAL	8,700	6,850	1,850	0
TRANSETTLEMENTS, INC.	4,800	4,800	0	0
TRANSGLOBAL ENVIRONMENTAL GEOCHEMISTRY	17,000	17,000	0	0
TRANSICO	2,746	2,746	0	0
TRANSISTOR DEVICES, INC.	101,280	101,280	0	0
TRANSITIONAL TECHNOLOGY, INC.	1,540	1,540	0	0
TRANSPAC DESIGN SYSTEMS	57,635	0	57,635	0
TRANSPACIFIC TECHNOLOGY CORP.	75,963	75,963	0	0
TRANSPORTATION RENTAL & SALES	2,300	2,300	0	2,300
TRANSTECH PARALLEL SYSTEMS	17,140	17,140	0	0
TRANSTECHNOLOGY CORP.	4,937	4,937	0	0
TRANS-TEK, INC.	3,919	3,919	0	0
TRANSWORLD COMMUNICATIONS	7,064	7,064	0	0
TRAQUAIR DATA SYSTEMS	19,195	0	19,195	0
TRAUTWEIN SOIL TESTING EQUIPMENT CO.	7,665	7,665	0	0
TRAVELERS COMPANIES, THE	16,000	16,000	0	16,000
TREBOR, INC.	5,627	5,627	0	0
TREK, INC.	4,495	4,495	0	4,495
TRELLIS SOFTWARE & CONTROLS, INC.	8,324	8,324	0	0
TREMBLY ASSOCIATES, INC.	14,135	14,135	0	14,135
TREMETRICS, INC.	6,880	6,880	0	0
TRI TECH MACHINE TOOL CO.	5,660	460	5,200	5,660
TRI TOOL, INC.	20,090	0	20,090	0
TRIBECA COMPUTER CORP.	3,950	3,950	0	0
TRICO BUSINESS EQUIPMENT CO.	8,084	8,084	0	0
TRI-CORP ENTERPRISES	2,505	2,505	0	2,505
TRIDECS CORP.	4,367	0	4,367	0
TRIESKEY MECHANICAL, INC.	2,872	2,872	0	0
TRI-GAS, INC.	1,743,213	1,743,213	0	1,743,213
TRIMBLE NAVIGATION, LTD.	199,284	199,284	0	0
TRIMBLE, ERIC W.	52,000	52,000	0	0
TRIMETRIX, INC.	1,563	1,563	0	0

Supplier Name	Total \$	SNL/NM \$	SNL/CA \$	NM \$
TRINITY CONSULTANTS, INC.	21,124	21,124	0	0
TRINITY DATA SYSTEMS	3,895	3,895	0	0
TRIPPOS ASSOCIATES	15,000	0	15,000	0
TRIPPLITE MANUFACTURING	2,000	2,000	0	0
TRIQUINT SEMICONDUCTOR, INC.	32,432	32,432	0	31,930
TRI-RENTALS	5,689	5,689	0	5,689
TRI-STATE, INC.	2,730	2,730	0	0
TRITEC INDUSTRIES	12,599	12,599	0	0
TRI-VALLEY OFFICE MACHINES	12,162	0	12,162	0
TRI-VALLEY OVERHEAD DOOR	1,410	0	1,410	0
TROLL TECHNOLOGY CORP.	3,470	0	3,470	0
TROMPETER ELECTRONICS, INC.	20,309	19,496	812	9,968
TRONTECH, INC.	1,360	1,360	0	475
TRON-TEK, INC.	52,969	52,969	0	0
TROXELL COMMUNICATIONS, INC.	190,782	190,066	716	189,916
TROXLER ELECTRONICS LABORATORIES, INC.	19,716	19,716	0	0
TROYKE MANUFACTURING CO.	2,450	2,450	0	0
TRUCK DEALERS EQUIPMENT CO.	3,560	3,560	0	3,560
TRUCKS UNIQUE, INC.	2,110	2,110	0	2,110
TRUETIME, INC.	14,955	14,955	0	0
TRUJILLO, A. T., INC.	6,716,509	6,716,509	0	6,716,509
TRW NELSON STUD WELD	2,000	2,000	0	0
TRW, INC.	19,413	19,413	0	0
TSA SYSTEMS, LTD.	55,568	55,568	0	0
TSI, INC.	181,994	25,660	156,334	0
TTE, INC.	2,025	2,025	0	0
TTI, INC.	32,516	31,677	839	0
TUBESALES	3,975	115	3,860	0
TUCKER ELECTRONICS CO.	9,763	2,927	6,836	0
TUCK, A. J. CO.	2,316	2,316	0	0
TUCSON ELECTRIC POWER CO.	15,000	15,000	0	0
TUFF SHED	16,200	16,200	0	16,200
TULIP GRAPHICS AND PUBLISHING	4,400	0	4,400	0
TURBETT-HAUSER	3,140	3,140	0	0
TURF SPORTING GOODS	2,129	2,129	0	0
TURF & INDUSTRIAL EQUIPMENT CO.	74,581	0	74,581	0
TUSAR	10,560	10,560	0	0
20TH CENTURY PLASTICS, INC.	1,376	1,302	74	0
TWIN-HEAD	1,130	1,130	0	0
TYDEMAN MACHINE WORKS, INC.	9,033	0	9,033	0
TYLAN GENERAL	13,199	1,730	11,469	0
TYROLIT COMPANY, INC.	3,200	3,200	0	0
UARCO, INC.	43,065	43,065	0	43,065
U-C COMPONENTS, INC.	1,569	1,569	0	0
UDD, ERIC	15,000	0	15,000	0
UDT SENSORS, INC.	90,773	90,594	179	0
UE SYSTEMS, INC.	10,220	10,220	0	0
UES, INC.	26,500	26,500	0	0
UIC, INC.	2,006	2,006	0	0
ULINE SHIPPING SUPPLY SPECIALISTS	2,650	2,650	0	0
ULTIMATE ELECTRONICS	8,911	8,911	0	0
ULTIMATE, INC.	4,081	4,081	0	0
ULTRA MACHINE TOOL	36,967	36,967	0	36,967
ULTRA PURE SYSTEMS, INC.	2,012	2,012	0	0
ULTRATECH INTERNATIONAL	4,750	0	4,750	0
UMAN, MARTIN A., PHD	15,000	15,000	0	0
UMIRACLE MICROSYSTEMS, INC.	3,167	0	3,167	0
UNDER SEA GRAPHICS, INC.	11,500	11,500	0	0
UNHOLTZ-DICKIE CORP.	37,365	37,365	0	0

Supplier Name	Total \$	SNL/NM \$	SNL/CA \$	NM \$
UNICOM SYSTEMS, INC.	44,696	44,696	0	0
UNIDATA	4,043	1,850	2,193	0
UNIDIRECT CORP.	7,091	1,619	5,472	0
UNIFACE CORP.	10,000	10,000	0	0
UNIFACE TRAINING	2,000	2,000	0	0
UNIFET, INC.	2,388	2,388	0	0
UNIFILM TECHNOLOGY	260,975	260,975	0	0
UNI-FIT	2,670	2,670	0	0
UNIFORMS & MORE	1,671	1,671	0	1,671
UNION CARBIDE CORP.	4,719	4,719	0	0
UNION COUNTY COLLEGE	15,300	15,300	0	0
UNION ELECTRIC	5,000	5,000	0	0
UNION PROCESS	3,101	3,101	0	0
UNIPHASE CORP.	12,959	4,794	8,165	0
UNIPRESS SOFTWARE, INC.	3,099	3,099	0	0
UNIQUE BUSINESS SOURCE	7,034	7,034	0	7,034
UNIQUE SERVICES CO.	79,102	79,102	0	79,102
UNIQUE WIRE WEAVING CO., INC.	4,574	4,574	0	0
UNISIL CORP.	654,725	654,725	0	0
UNISOURCE CORP., THE	42,136	0	42,136	0
UNI-STAR INDUSTRIES, INC.	1,800	1,800	0	0
UNISTRUT-NEW MEXICO	24,890	24,890	0	24,890
UNISTRUT-NORTHERN CALIFORNIA	15,554	0	15,554	0
UNISYS CORP.	100,000	100,000	0	0
UNISYS GOVERNMENT SYSTEMS, INC.	391,332	391,332	0	0
UNIT INSTRUMENTS, INC.	16,765	16,765	0	0
UNITED AIR SPECIALIST	1,100	0	1,100	0
UNITED COMMUNICATIONS GROUP-PERISCOPE	11,000	11,000	0	0
UNITED ELECTRONICS INDUSTRIES	4,850	4,850	0	0
UNITED ENERGY SERVICES CORP.	2,440,282	2,185,582	254,700	1,776,282
UNITED MCGILL CORP.	16,412	0	16,412	0
UNITED MINERAL CHEMICAL CORP.	20,808	20,808	0	0
UNITED OF OMAHA	85,000	85,000	0	0
UNITED OFFSET SUPPLY CO.	3,464	3,464	0	3,464
UNITED SCALE MODELS, INC.	70,000	70,000	0	0
UNITED STEEL CORP.	15,591	15,591	0	0
UNITED TECHBOOK CO.	28,330	28,330	0	0
UNITED TECHNOLOGIES CORP.	972,581	972,581	0	0
UNITED TECHNOLOGIES PHOTONICS, INC.	12,800	12,800	0	0
UNITEK EQUIPMENT, INC.	12,516	9,506	3,010	0
UNITEL	80,000	80,000	0	80,000
UNITRODE CORP.	7,499	1,514	5,985	1,118
UNIVERSAL CONSTRUCTORS, INC.	217,033	217,033	0	217,033
UNIVERSAL METAL SPINNING CO., INC.	5,536	5,536	0	5,536
UNIVERSAL POWER SYSTEMS	1,566	1,566	0	0
UNIVERSAL PROPULSION CO., INC.	31,160	31,160	0	0
UNIVERSAL SEMICONDUCTOR, INC.	1,654	0	1,654	0
UNIVERSAL VOLTRONICS CORP.	1,835	1,835	0	0
UNIVERSIDAD DEL TURABO	4,500	4,500	0	0
UNIVERSITY MICROFILMS INTERNATIONAL (UMI)	23,431	23,380	51	0
UNIVERSITY OF ARIZONA, THE	753,138	753,138	0	0
UNIVERSITY OF CALGARY	35,230	35,230	0	0
UNIVERSITY OF CALIFORNIA	1,345,223	689,375	655,849	0
UNIVERSITY OF CALIFORNIA AT DAVIS	50,688	50,688	0	0
UNIVERSITY OF CALIFORNIA AT SANTA BARBARA	12,000	12,000	0	0
UNIVERSITY OF CALIFORNIA BERKELEY	3,238	2,753	485	0
UNIVERSITY OF CENTRAL FLORIDA	598,845	498,845	100,000	0
UNIVERSITY OF CINCINNATI	148,767	48,276	100,491	0
UNIVERSITY OF COLORADO	388,522	387,522	1,000	0

Supplier Name	Total \$	SNL/NM \$	SNL/CA \$	NM \$
UNIVERSITY OF DAYTON	224,560	224,560	0	0
UNIVERSITY OF DENVER	30,000	30,000	0	0
UNIVERSITY OF FLORIDA	128,551	128,551	0	0
UNIVERSITY OF HAWAII	5,000	5,000	0	0
UNIVERSITY OF HOUSTON	425,563	425,563	0	0
UNIVERSITY OF ILLINOIS	466,770	463,770	3,000	0
UNIVERSITY OF IOWA, THE	84,000	14,000	70,000	0
UNIVERSITY OF KANSAS	38,004	38,004	0	0
UNIVERSITY OF KENTUCKY	4,900	0	4,900	0
UNIVERSITY OF MARYLAND	93,988	93,988	0	0
UNIVERSITY OF MELBOURNE, THE	5,000	5,000	0	0
UNIVERSITY OF MICHIGAN	162,037	162,037	0	0
UNIVERSITY OF MINNESOTA	130,219	125,719	4,500	0
UNIVERSITY OF MISSOURI	147,027	147,027	0	0
UNIVERSITY OF NEBRASKA	17,000	0	17,000	0
UNIVERSITY OF NEVADA RENO	491,671	491,671	0	0
UNIVERSITY OF NEW MEXICO	9,382,520	9,372,520	10,000	9,382,520
UNIVERSITY OF NEW MEXICO TECHNOLOGY DEVELOPMENT CORP.	563,571	563,571	0	563,571
UNIVERSITY OF NEW SOUTH WALES, THE	99,170	99,170	0	0
UNIVERSITY OF PENNSYLVANIA	250,000	250,000	0	0
UNIVERSITY OF PHOENIX	3,300	3,300	0	3,300
UNIVERSITY OF PUERTO RICO	9,827	9,827	0	0
UNIVERSITY OF RHODE ISLAND	1,000	1,000	0	0
UNIVERSITY OF SOUTH FLORIDA	1,400	700	700	0
UNIVERSITY OF SOUTHERN CALIFORNIA	25,595	25,595	0	0
UNIVERSITY OF TENNESSEE	69,995	69,995	0	0
UNIVERSITY OF TEXAS	127,235	115,235	12,000	0
UNIVERSITY OF TEXAS AT ARLINGTON	25,800	25,800	0	0
UNIVERSITY OF TEXAS AUSTIN	197,410	197,410	0	0
UNIVERSITY OF TOLEDO	150,000	0	150,000	0
UNIVERSITY OF TULSA	5,449	5,449	0	0
UNIVERSITY OF UTAH	89,992	89,992	0	0
UNIVERSITY OF VIRGIN ISLANDS	3,000	3,000	0	0
UNIVERSITY OF VIRGINIA	106,000	106,000	0	0
UNIVERSITY OF WASHINGTON	215,306	197,145	18,161	0
UNIVERSITY OF WISCONSIN	1,871,251	571,251	1,300,000	0
UNIVERSITY TECHNOLOGIES INTERNATIONAL, INC.	10,675	10,675	0	0
UNIX CENTRAL	3,108	2,703	405	0
UNLIMITED SCALES OF AMERICA, INC.	5,748	0	5,748	0
UNOCAL CORP.	400,000	400,000	0	0
UNR, INC.	1,903	1,903	0	0
UNTITLED FINE ARTS SERVICE	1,000	1,000	0	1,000
UOP MOLECULAR SIEVES	90,813	90,813	0	0
UPCHURCH SCIENTIFIC	2,300	1,012	1,288	0
URALS POLYTECHNIC INSTITUTE	20,000	20,000	0	0
US CAVALRY	1,694	1,694	0	0
US DESIGN CORP.	2,950	2,950	0	0
US FORGECRAFT CORP.	1,334	1,334	0	0
US LASER CORP.	32,327	32,327	0	0
US RELOCATION SERVICES	666,321	666,321	0	0
US RENTAL	50,957	50,957	0	50,957
US THIN FILM PRODUCTS, INC.	7,140	3,395	3,745	0
US TRANSFORMER	138,640	138,640	0	0
US WEST CELLULAR, INC.	639,210	639,210	0	639,000
US WEST COMMUNICATIONS FEDERAL SERVICES, INC.	75,615	75,615	0	250
US WEST PAGING OF NEW MEXICO, INC.	15,718	15,718	0	15,718

Supplier Name	Total \$	SNL/NM \$	SNL/CA \$	NM \$
USER FRIENDLY, INC.	17,975	17,975	0	17,975
USHIO AMERICA, INC.	20,625	20,625	0	0
USM DISTRIBUTORS	30,924	0	30,924	0
USNER, INC.	3,922	3,922	0	3,922
USP HOLDINGS	41,640	41,640	0	0
USR OPTONIX, INC.	1,870	1,870	0	0
US, INC.	1,990	745	1,245	0
UTI INSTRUMENTS CO.	73,946	69,871	4,075	0
UTICA ALLOYS, INC.	8,000	8,000	0	0
UTILITY FREE, INC.	2,375	2,375	0	0
UTILITY POWER GROUP	25,000	25,000	0	0
UV PROCESS SUPPLY, INC.	1,622	627	995	0
UVONIC INSTRUMENTS, INC.	2,085	0	2,085	0
V COMMUNICATIONS	25,000	25,000	0	0
V METRO	12,795	12,795	0	0
VACUUM ACCESSORIES CORP. OF AMERICA	1,500	1,500	0	0
VACUUM ATMOSPHERES CO.	1,065	1,065	0	0
VACUUM BARRIER SYSTEMS	44,893	44,613	280	0
VACUUM ENGINEERING & MATERIALS CORP.	1,520	1,520	0	0
VACUUM TECHNOLOGY, INC.	81,685	81,685	0	0
VACUUM/ATMOSPHERES CO.	132,893	124,710	8,183	0
VAGA INDUSTRIES	2,874	2,874	0	0
VAHLE, INC.	5,135	5,135	0	0
VAISALA, INC.	9,082	8,506	576	0
VALCO INSTRUMENTS	5,045	845	4,200	0
VAL-COMM, INC.	365,548	365,548	0	365,548
VALCOM/DPE	4,283	4,283	0	4,283
VALDEZ, SHELLY A.	33,500	33,500	0	33,500
VALENITE, INC.	13,829	11,126	2,703	0
VALERIO, CYNTHIA	2,500	2,500	0	2,500
VALIDYNE ENGINEERING CORP.	5,436	4,896	540	0
VALIN CORP.	24,817	0	24,817	0
VALLEN SAFETY SUPPLY CO.	232,657	222,053	10,604	125,547
VALLEY MACHINE SHOP	12,511	0	12,511	0
VALLEY WELDERS SUPPLY CO.	12,388	12,388	0	12,388
VALPEY-FISHER CORP.	9,334	9,334	0	8,870
VALTEX INTERNATIONAL CORP.	4,930	4,930	0	0
VALUE PLASTICS, INC.	1,325	1,325	0	0
VALUE WARE	2,035	0	2,035	0
VALUED RESOURCES	34,073	0	34,073	0
VALUETRONICS INTERNATIONAL, INC.	22,804	22,804	0	0
VALVE SECURITY SYSTEMS, INC.	3,489	3,489	0	0
VALYN INTERNATIONAL	9,705	9,705	0	9,705
VAN BERG PHYSICAL MEASUREMENTS	15,419	15,419	0	15,419
VAN CRAFTERS INDUSTRIES, INC.	2,045	2,045	0	2,045
VAN KEUREN CO., THE	1,063	0	1,063	0
VAN RAN COMMUNICATION SERVICES, INC.	430,115	430,115	0	0
VAN WATERS & ROGERS	2,822	2,822	0	2,822
VANDERBILT UNIVERSITY	80,000	80,000	0	0
VANDETTI, SHERON ANN	85,526	85,526	0	85,526
VANGUARD ELECTRONICS CO., INC.	81,620	81,620	0	0
VANNER-WELDON, INC.	2,499	2,499	0	0
VANZETTI SYSTEMS, INC.	10,400	10,400	0	0
VARIABLE SYMBOLS, INC.	1,204	1,204	0	0
VARIAN ASSOCIATES, INC.	422,618	396,230	26,389	0
VARIL	3,375	3,375	0	0
VARITRONIC SYSTEMS, INC.	4,544	4,544	0	0
VARITRONICS	20,996	20,996	0	20,996
VARO, INC.	9,500	9,500	0	0

Supplier Name	Total \$	SNL/NM \$	SNL/CA \$	NM \$
VATELL	9,000	9,000	0	0
VA-TRAN SYSTEMS, INC.	3,970	3,970	0	0
VAT, INC.	37,550	32,600	4,950	0
VAUGHN STORAGE SYSTEMS CO.	11,307	11,307	0	0
VAVRUSKA, JOHN S.	14,000	0	14,000	14,000
VCR GROUP, INC.	7,545	0	7,545	0
VECTOR ARTS, INC.	8,137	0	8,137	0
VECTRON LABORATORIES, INC.	15,666	15,666	0	6,472
VEDA INCORPORATED	74,489	0	74,489	0
VEDA SYSTEMS, INC.	58,832	58,382	450	0
VEECO INSTRUMENTS, INC.	59,770	59,770	0	0
VEGA	3,717	1,281	2,436	0
VELCRO USA, INC.	5,121	5,121	0	0
VELMEX, INC.	7,719	4,360	3,359	0
VENTANA CORP.	22,685	22,685	0	0
VERITY, INC.	20,406	20,406	0	0
VERMONT CREATIVE SOFTWARE	10,814	8,319	2,495	0
VERMONT DEPARTMENT OF PUBLIC SERVICE	10,000	10,000	0	0
VERNITRON CORP.	3,090	3,090	0	0
VERSALOGIC CORP.	1,044	1,044	0	0
VERSANT OBJECT TECHNOLOGY	6,000	6,000	0	0
VERTEQ, INC.	278,442	278,442	0	0
VERTEX COMPUTER & PRODUCTS	6,492	6,492	0	0
VESTRA RESOURCES	1,995	1,995	0	0
VESUVIUS MCDANEL CO.	8,723	936	7,787	0
VEXCEL CORP.	20,000	20,000	0	0
VI CORP.	40,005	34,425	5,580	0
VIAGRAPHIX	3,159	3,159	0	0
VIASOFT, INC.	6,600	6,600	0	0
VIBRA FINISH CO.	1,222	1,222	0	0
VIBRATION ENGINEERING CONSULTANTS	4,400	4,400	0	0
VIBRATION TEST SYSTEMS	4,695	4,695	0	0
VIC TEL SOUTH BAY	1,595	1,595	0	0
VICI METRONICS	8,350	0	8,350	0
VICON INDUSTRIES, INC.	6,585	0	6,585	0
VICOR CORP.	115,030	115,030	0	0
VICTOR FLUID POWER, INC.	1,104	1,104	0	0
VICTOREEN, INC.	4,815	1,075	3,740	0
VICTORIA MACHINE & FAB	621,602	621,602	0	0
VIDAL, RICHARD C.	25,000	25,000	0	0
VIDARO CORP.	1,052	654	397	0
VIDEO ARTS	8,602	8,602	0	0
VIDEO ENTERPRISES, INC.	12,000	12,000	0	12,000
VIDEO LABS, INC.	2,261	2,261	0	0
VIDEO ONLY	2,720	0	2,720	0
VIDEO PRESENTATION SYSTEMS	7,010	7,010	0	7,010
VIDEO PUBLISHING HOUSE, INC.	1,987	1,592	395	0
VIDEO SERVICE OF AMERICA	1,205	1,205	0	0
VIDEO TECHNICAL SERVICES, INC.	90,619	90,429	190	90,619
VIDEO TRAINING SOURCE, INC.	1,795	1,795	0	0
VIDEODISCOVERY, INC.	4,112	0	4,112	0
VIDEOMAIL, INC.	1,495	1,495	0	0
VIEWLOGIC SYSTEMS, INC.	66,868	66,868	0	0
VIEWPOINT	3,887	3,887	0	0
VIKING DISTRIBUTING	5,029	0	5,029	0
VIKING II, INC.	5,363	5,363	0	5,363
VIKING INSTRUMENTS CORP.	14,551	14,551	0	0
VIKO TECHNOLOGY, INC.	2,700	2,700	0	0
VIKONICS, INC.	34,920	34,920	0	0

Supplier Name	Total \$	SNL/NM \$	SNL/CA \$	NM \$
VIKRON	1,100	1,100	0	0
VINCENT ASSOCIATES	1,565	1,565	0	0
VINDICATOR CORP.	1,806,765	1,806,765	0	0
VINDUM ENGINEERING	7,010	7,010	0	0
VINSON SUPPLY CO.	10,732	10,732	0	8,789
VIRGINIA POLYTECHNIC INSTITUTE	55,000	55,000	0	0
VIRGINIA SEMICONDUCTOR	3,050	3,050	0	0
VIRTIS CO., INC., THE	3,225	3,225	0	0
VIRTUAL MEDIA CORP.	8,313	8,313	0	0
VIRTUAL MICROSYSTEMS	6,000	0	6,000	0
VIRTUAL RESEARCH SYSTEMS, INC.	15,800	7,900	7,900	0
VIRTUAL TECHNOLOGIES	19,150	17,350	1,800	0
VISA	26,589	13,105	13,484	26,589
VISICOM LABORATORIES, INC.	75,840	75,840	0	0
VISION RESEARCH GRAPHICS, INC.	25,630	25,630	0	0
VISIONARY SOFTWARE	15,654	15,550	104	0
VISIONTEK	7,102	0	7,102	0
VISIX SOFTWARE, INC.	3,647	3,647	0	0
VISTA CONTROL SYSTEMS, INC.	114,321	114,321	0	114,321
VISTA RESEARCH, INC.	24,150	24,150	0	0
VISTA TECHNOLOGIES, INC.	26,869	26,869	0	469
VISUAL HORIZONS	2,763	2,763	0	0
VISUAL NUMERICS, INC.	158,622	143,697	14,925	49,333
VISUAL SYNTHESIS, INC.	16,890	16,890	0	0
VISUALTEK SOLUTIONS	10,797	0	10,797	0
VITAL IMAGE TECHNOLOGY, INC.	13,126	0	13,126	0
VLSI STANDARDS, INC.	3,812	3,812	0	0
VMA ENGINEERING	4,900	4,900	0	0
VME MICROSYSTEMS INTERNATIONAL CORP. (VMIC)	32,759	32,759	0	22,950
VMI CORP.	13,477	13,477	0	13,477
VOEGTLY & WHITE	2,862	0	2,862	0
VOLKOV, DR. GEORGI S.	3,200	3,200	0	0
VOLT INFORMATION SCIENCES	203,000	203,000	0	203,000
VOLT TECHNICAL SERVICES	78,000	78,000	0	78,000
VOLTECH, INC.	13,239	13,239	0	0
VOLTELCON	33,113	0	33,113	0
VORTEC PRODUCTS CO.	2,150	2,150	0	0
VOSS SCIENTIFIC	13,480	5,950	7,530	13,480
VSE CORP.	11,700	11,700	0	0
VU VIDEOS, INC.	1,702	1,102	600	0
VU-COLOR, INC.	11,368	2,970	8,398	0
VWR SCIENTIFIC, INC.	66,411	32,402	34,009	0
WACKER SILTRONIC CORP.	5,045	5,045	0	0
WACOM, INC.	1,793	1,793	0	0
WADSWORTH, INC.	1,056	1,056	0	0
WAHL INSTRUMENT CORP.	3,330	3,330	0	0
WAIS, INC.	25,000	0	25,000	0
WALDRON, RONALD E.	2,200	2,200	0	2,200
WALE APPARATUS CO.	1,201	1,201	0	0
WALKER ELECTRONIC SUPPLY CO.	59,967	59,861	107	59,967
WALKER INTERACTIVE SYSTEMS	4,636	4,636	0	0
WALKER SCIENTIFIC, INC.	1,993	1,993	0	0
WALKER, GEORGE T.	10,000	10,000	0	0
WALKER, RICHER & QUINN, INC.	4,372	4,372	0	0
WALLS, JOEL	57,256	57,256	0	0
WAL-MART DISCOUNT CITIES	15,765	15,765	0	15,765
WALSTON, JIM ARTIST	1,500	1,500	0	1,500
WALTERS PRECISION SERVICE, INC.	113,001	113,001	0	0

Supplier Name	Total \$	SNL/NM \$	SNL/CA \$	NM \$
WARD, EDWARD B. & CO.	4,978	0	4,978	0
WARE	24,000	24,000	0	0
WARNER ELECTRIC BRAKE & CLUTCH CO.	1,743	1,743	0	0
WARNOW, TANDY	17,550	17,550	0	0
WARREN ELECTRIC CO.	1,984	1,984	0	0
WASHBURN & CO. DISTRIBUTORS	5,299	4,639	660	0
WASHINGTON DATA SYSTEMS	3,000	3,000	0	0
WASHINGTON INSTITUTE, INC., THE	690,957	290,957	400,000	0
WASHINGTON STATE ENERGY OFFICE	14,995	14,995	0	0
WASHINGTON STATE UNIVERSITY	30,000	30,000	0	0
WASHINGTON UNIVERSITY	163,933	163,933	0	0
WASMER, FREDERICK	8,500	8,500	0	0
WASTE MANAGEMENT OF NEW MEXICO	223,615	223,615	0	223,615
WASTE TECH OF NEW MEXICO	95,000	95,000	0	95,000
WASTREN, INC.	83,520	83,520	0	0
WATEC AMERICA	2,385	2,385	0	0
WATER DEVELOPMENT CORP.	3,935,926	3,935,926	0	0
WATERLOO MAPLE SOFTWARE	7,170	7,170	0	0
WATERS CORP.	91,586	91,586	0	0
WATERSONG	4,380	4,380	0	4,380
WATERSPORTS, INC.	3,813	3,813	0	3,813
WATKINS-JOHNSON CO., INC.	30,843	30,843	0	0
WATTON, EDWARD ENTERPRISES, INC.	1,500	0	1,500	0
WAUGH CONTROLS CORP.	10,450	10,450	0	0
WAVE METRICS	6,602	1,070	5,532	0
WAVE TECHNOLOGIES	13,097	13,097	0	0
WAVEFRONT TECHNOLOGIES, INC.	88,605	51,135	37,470	0
WAVEFUNCTION, INC.	18,000	8,000	10,000	0
WAVELINE, INC.	1,230	1,230	0	0
WAVETEK CORP.	28,573	28,573	0	16,793
WAVETRON MICROSYSTEMS	3,885	3,885	0	0
WAXMAN, ROBERT, INC.	1,105	1,105	0	0
WBC, INC.	28,916	28,916	0	28,916
WEARGUARD CORP.	2,447	1,758	690	0
WEBER MARKING SYSTEMS, INC.	6,125	0	6,125	0
WEBSTER UNIVERSITY	4,590	4,590	0	4,590
WEDCO	1,725	1,725	0	0
WEDDING & ASSOCIATES	24,315	24,315	0	0
WEEMS PRINZ FRAMING	22,012	22,012	0	22,012
WEGNER, AARON	6,000	6,000	0	6,000
WEITEK CORP.	11,495	11,495	0	0
WELCH-ALLYN, INC.	13,199	224	12,975	0
WELCH, ARTHUR L.	5,000	5,000	0	0
WELCO ELECTRONICS, INC.	31,088	0	31,088	0
WELDLOGIC, INC.	4,721	4,721	0	0
WELLBORN PAINT MFG. CO.	77,144	77,144	0	77,144
WELLS FARGO SECURITY PRODUCTS	1,872	1,872	0	0
WENTWORTH LABORATORIES, INC.	21,245	21,245	0	0
WERLATONE, INC.	4,085	4,085	0	0
WESANCO	2,022	0	2,022	0
WESCHESTER TECHNOLOGY	1,500	1,500	0	0
WESCO	415,302	356,598	58,705	351,328
WESCO AIRCRAFT	2,350	0	2,350	0
WESGO, INC.	84,634	82,659	1,975	0
WESSELS CO.	1,185	0	1,185	0
WEST CHESTER STATE UNIVERSITY	45,518	45,518	0	0
WEST COAST BUSINESS PRODUCTS	11,698	0	11,698	0
WEST COAST CONTRACTORS, INC.	162,516	0	162,516	0

Supplier Name	Total \$	SNL/NM \$	SNL/CA \$	NM \$
WEST COAST INFORMATION SYSTEMS, INC. (WESCO)	224,592	224,592	0	0
WEST COAST OVERHEAD DOOR	1,621	0	1,621	0
WEST COAST SOUND	1,799	1,799	0	1,799
WEST GENERAL ASSOCIATES	1,005	1,005	0	0
WEST STAR DISTRIBUTING, INC.	11,145	0	11,145	0
WESTBURNE SUPPLY, INC.	14,056	358	13,698	358
WESTERN ATLAS INTERNATIONAL, INC.	9,220	9,220	0	0
WESTERN CONTROLS CO., INC.	34,970	34,970	0	34,970
WESTERN DATA COM	3,980	3,980	0	0
WESTERN DATACOM CO., INC.	12,030	12,030	0	0
WESTERN DATA, INC.	1,020	0	1,020	0
WESTERN DIVERSIFIED, INC.	55,244	55,244	0	55,244
WESTERN ENGINEERING SUPPLY CO.	4,227	0	4,227	0
WESTERN GLASS & PANELS, INC.	1,866	1,866	0	1,866
WESTERN HARDWARE & TOOL CO.	7,613	0	7,613	0
WESTERN INDUSTRIAL CERAMIC	5,683	2,839	2,844	0
WESTERN METHODS CO.	27,991	27,991	0	0
WESTERN MOBILE NM, INC.	36,680	36,680	0	36,680
WESTERN MOLECULAR	1,475	1,475	0	1,475
WESTERN OFFICE SYSTEMS, INC.	188,194	188,194	0	188,194
WESTERN ORGANICS, INC.	3,047	3,047	0	3,047
WESTERN PAPER DISTRIBUTORS, INC.	140,896	140,896	0	140,896
WESTERN RESERVE CONTROLS	1,256	1,256	0	0
WESTERN SERVO DESIGN	6,269	6,269	0	0
WESTERN STATES SALES, INC.	10,267	10,267	0	0
WESTERN TANK & SUPPLY CO., INC.	7,074	7,074	0	7,074
WESTERN TECHNOLOGY MARKETING	17,583	0	17,583	0
WESTERN TOOL & SUPPLY CO.	16,541	0	16,541	0
WESTERN TRACTION CO.	1,658	0	1,658	0
WESTERN WASHINGTON UNIVERSITY	50,000	50,000	0	0
WESTERNPOLY	2,163	0	2,163	0
WESTER, ROBERT B.	170,500	170,500	0	170,500
WESTFAHL & ASSOCIATES	17,747	17,747	0	17,747
WESTINGHOUSE ELECTRIC CORP.	2,051,158	2,051,158	0	112,000
WESTON, ROY F., INC.	638,764	638,764	0	638,764
WESTWOOD COMPUTERS & NETWORKING	13,275	13,275	0	0
WEYDERT, JOHN	3,000	3,000	0	3,000
WEYERHAEUSER PAPER CO.	6,000	0	6,000	0
WG ASSOCIATES	74,976	74,976	0	0
WGM SAFETY CORP.	3,500	3,500	0	0
WHATMAN LAB SALES, INC.	2,724	2,724	0	0
WHEATON, JOHN ASSOCIATES	20,000	20,000	0	0
WHEELERS ELECTRIC, INC.	215,286	215,286	0	0
WHEELER, J. P., LTD.	1,415	1,415	0	1,415
WHITE MICROELECTRONICS	18,200	18,200	0	18,200
WHITE MOUNTIAN DSP	9,385	5,495	3,890	0
WHITE TECHNOLOGY	9,223	9,223	0	4,612
WHITE, IRA B.	30,000	30,000	0	30,000
WHITE, S. S. TECHNOLOGIES, INC.	5,464	5,464	0	0
WHITING, INC.	4,039	4,039	0	0
WHITSON & CO.	1,339	1,339	0	310
WHITTET-HIGGENS CO.	2,400	2,400	0	0
WHOLESALE MIRROR & GLASS	1,243	1,243	0	1,243
WIDCO LOGGERS	7,647	7,647	0	0
WIDDOWS, HAROLD EUGENE	6,000	6,000	0	6,000
WILCO SUPPLY	1,975	0	1,975	0
WILCOXON RESEARCH, INC.	24,173	24,173	0	2,455
WILEY, JOHN & SONS, INC.	4,720	3,198	1,522	0

Supplier Name	Total \$	SNL/NM \$	SNL/CA \$	NM \$
WILKINSON, STEVEN R.	20,000	20,000	0	20,000
WILLAMETTE INDUSTRIES, INC.	385,488	385,488	0	385,488
WILL-BURT CO.	4,787	4,787	0	0
WILLCO CONSULTANTS, INC.	40,000	40,000	0	40,000
WILLIAMS ADVANCED MATERIALS	16,499	16,499	0	0
WILLIAMS, JOE M.	1,000	1,000	0	1,000
WILLIAMS, LTG. JAMES A.	32,600	32,600	0	0
WILLIAMS, PROF. FORMAN A.	15,000	0	15,000	0
WILLING PUMP & SUPPLY CO.	15,290	15,290	0	0
WILLING SERVICE CORP.	1,149	1,149	0	0
WILLITS REDWOOD CO.	11,740	11,740	0	0
WILMAD GLASS CO., INC.	2,030	1,530	500	0
WILSON INSTRUMENTS	4,538	2,786	1,752	0
WILSON LEARNING	4,500	4,500	0	4,500
WILSON TOOL INTERNATIONAL	3,323	3,323	0	0
WILSON, HEATHER	25,000	25,000	0	25,000
WILTSHIRE, CECIL W.	10,000	10,000	0	0
WINBOOK COMPUTER CORP.	5,582	5,582	0	0
WINCE-SMITH, DEBORAH L.	40,000	40,000	0	0
WINCHESTER SYSTEMS	18,436	16,448	1,988	0
WIND RIVER SYSTEMS	263,272	239,772	23,500	0
WINDOW CHEM SOFTWARE, INC.	4,140	4,140	0	0
WINDSOR DOOR SALES, INC.	6,539	6,539	0	6,539
WINDSOR INDUSTRIES, INC.	1,099	0	1,099	0
WINESTIMATOR, INC.	3,263	3,263	0	0
WING, NORMAN D.	3,000	3,000	0	3,000
WINNING WORDS	124,820	0	124,820	0
WINSYSTEMS, INC.	7,713	7,713	0	0
WIPER SUPPLY	2,213	2,213	0	2,213
WIRE CUT CO., INC.	4,572	0	4,572	0
WIRE ROPE & RIGGING CONSULTANTS, INC.	93,750	93,750	0	0
WIRENETICS CO.	3,039	0	3,039	0
WIRTH, G. A. CO., INC.	21,598	0	21,598	0
WIRTZ, JACK	13,000	13,000	0	13,000
WISCO SUPPLY, INC.	7,698	7,698	0	7,698
WISTECH CONTROLS	18,112	18,112	0	1,619
WJ SYSTEMS, INC.	1,053	1,053	0	0
WMW ASSOCIATES	44,765	21,941	22,824	0
WOHLERS ASSOCIATES	4,995	4,995	0	0
WOLF IMAGES	1,000	1,000	0	1,000
WOLFORD, LARRY SERVICES	12,440	5,000	7,440	0
WOLFRAM RESEARCH, INC.	28,062	20,743	7,319	0
WOLLBORG-MICHELSON PERSONNEL SERVICE, INC.	500,000	0	500,000	0
WOLLONGONG GROUP, INC., THE	7,940	7,470	470	0
WOMEN'S ECONOMIC SELF SUFFICIENCY TEAM (WESST)	2,000	2,000	0	2,000
WONG, TENG-FONG	10,000	10,000	0	0
WOODCOCK, GEORGE B. & CO.	51,812	50,912	900	0
WOODS POWER GRIP	3,135	3,135	0	0
WOODSIDE RESEARCH CONSORTIUM	10,500	0	10,500	0
WOODWORKERS SUPPLY, INC.	1,349	886	462	1,349
WOOD, W. RAYMOND	5,000	5,000	0	5,000
WOOLLAM, J. A. CO., INC.	4,000	4,000	0	0
WOOLSEY, CHARLES L.	116,000	116,000	0	116,000
WORDPERFECT CORP.	7,979	7,979	0	0
WORDS & IMAGES	42,000	42,000	0	42,000
WORDTECH SYSTEMS, INC.	1,990	1,990	0	0
WORKGROUP TECHNOLOGY	48,618	48,618	0	0

Supplier Name	Total \$	SNL/NM \$	SNL/CA \$	NM \$
WORKPLACE MEDICAL SERVICES	4,000	4,000	0	0
WORKSTATION TECHNOLOGIES, INC.	9,644	6,004	3,640	0
WORKSTATIONS PLUS	62,301	55,753	6,548	0
WORNALL ELECTRONICS	1,425	1,425	0	0
WO-RO-PRO CORP.	3,720	3,720	0	0
WOVEN ELECTRONICS	4,250	4,250	0	0
WRIGHT CAPACITORS, INC.	14,974	14,974	0	1,080
WRIGHT LINE, INC.	205,267	45,799	159,468	45,151
WRIGHT, NORMAN MECHANICAL EQUIPMENT CO., INC.	36,701	0	36,701	0
WRIGHT, NORMAN S. & CO.	1,732	1,732	0	1,732
WRIGHT, PAUL KENNETH & ASSOCIATES WR, INC.	36,500	0	36,500	0
WR, INC.	1,295	1,295	0	0
WT LIGHTING CORP.	750,000	750,000	0	750,000
WUNDERLICH-MALEC ENGINEERING	49,800	49,800	0	0
WURZBACH, WILLIAM CO., INC.	17,821	0	17,821	0
WYAN DOT SEATING	15,584	15,584	0	0
WYCO CORP.	1,950	1,950	0	0
WYKO CORP.	197,970	197,970	0	0
WYLE LABORATORIES	73,343	69,390	3,953	0
WYSE TECHNOLOGY	4,490	4,490	0	0
X SYSTEMS, INC.	31,967	2,205	29,762	0
XEL, INC.	17,900	17,900	0	0
XENOTEK, INC.	139,017	139,017	0	0
XEROX CORP.	779,540	741,087	38,453	639,562
XES, INC.	70,517	49,773	20,744	0
XILINX, INC.	11,407	11,407	0	8,158
XINET	10,750	7,965	2,785	0
XIONICS, INC.	2,990	2,990	0	0
X-L TRANSPORTATION	12,500	12,500	0	12,500
X-OPT, INC.	7,600	7,600	0	0
X-PERT WELL SERVICES, INC.	25,000	25,000	0	25,000
X-RAY INSTRUMENTATION ASSOCIATES	2,015	0	2,015	0
X-RAY OPTICS, INC.	9,395	9,395	0	0
XVT SOFTWARE, INC.	21,225	21,225	0	0
XYBION ELECTRONIC SYSTEMS CORP.	42,165	12,475	29,690	0
XYCOM	1,600	1,600	0	0
XYPLEX, INC.	72,723	0	72,723	0
XYVISION, INC.	1,925	1,925	0	0
YAMADA SCIENCE & ART CORP.	50,400	50,400	0	50,400
YAMAS CONTROLS, INC.	10,729	0	10,729	0
YANKEE ATOMIC ELECTRIC CO.	139,500	139,500	0	0
YANKEE ELECTRIC	2,005	2,005	0	0
YANUSOVA, DR. LUDMILLA	8,600	8,600	0	0
YASKAWA ELECTRIC AMERICA, INC.	174,800	174,800	0	0
YEAROUT MECHANICAL & ENGINEERING, INC.	8,566	8,566	0	8,566
YELLOW SPRINGS INSTRUMENT, INC. (YSI)	1,819	1,819	0	0
YIELD ENGINEERING SYSTEMS, INC.	5,060	5,060	0	0
YOKOGAWA CORP. OF AMERICA	16,671	16,671	0	14,892
YORK	29,132	29,132	0	29,132
YORK HEATING & AIR CONDITIONING	2,425	0	2,425	0
YORK INDUSTRIES, INC.	3,742	3,742	0	0
YORK INTERNATIONAL CORP.	218,847	218,807	40	218,807
YOUNG DESIGN, INC.	28,760	28,760	0	0
YOUNG SOFTWARE WORKS, THE	1,295	1,295	0	0
YOUNG, HI GENERAL DRILLING CONTRACTOR	4,600	4,600	0	0
YOUNG, RICHARD PRODUCTS OF COLORADO	5,368	496	4,872	0
YWCA OF ALBUQUERQUE	2,000	2,000	0	2,000
Z CODE SOFTWARE	19,277	19,277	0	0

Supplier Name	Total \$	SNL/NM \$	SNL/CA \$	NM \$
Z MICROSYSTEMS	557,571	557,571	0	0
Z WORLD ENGINEERING	5,849	4,074	1,775	0
ZABKA, J. BRITTON	74,785	74,785	0	74,785
ZACK ELECTRONICS	18,750	0	18,750	0
ZADOKS, RICK	20,000	20,000	0	20,000
ZAKHAROV, DR. SERGEI V.	3,200	3,200	0	0
ZAK, INC.	21,926	21,926	0	0
ZANDAR CORP.	1,709	1,709	0	0
ZANNES, DR. ESTELLE	8,507	8,507	0	8,507
ZARFAS LUGGAGE & GIFTS	2,299	2,299	0	2,299
ZASIO ENTERPRISES, INC.	5,990	5,990	0	0
ZAYTRAN, INC.	9,943	9,943	0	0
ZEE MEDICAL SERVICE	7,423	6,203	1,220	6,203
ZEISS, CARL, INC.	85,266	84,988	278	0
ZEI/MI, INC.	10,000	10,000	0	0
ZELLERBACH PAPER CO.	2,267	0	2,267	0
ZEMARC CORP.	2,440	0	2,440	0
ZENGER-MILLER, INC.	69,948	68,117	1,831	0
ZENITH DATA SYSTEMS	3,661	3,511	150	0
ZENITH/INTEQ	118,343	118,343	0	0
ZENON TECHNOLOGY	34,732	29,229	5,503	0
ZEOS INTERNATIONAL, LTD.	76,913	76,452	461	0
ZERNIKE, FRITS	245,000	0	245,000	0
ZERO CORP.	34,659	30,973	3,687	9,052
ZERO DISCHARGE TECHNOLOGIES, INC.	7,200	0	7,200	0
ZERO ENCLOSURES CORP.	15,346	13,211	2,135	13,211
ZERO STANTRON CABINETS	3,054	0	3,054	0
ZETA CONSTRUCTION CO., INC.	93,000	93,000	0	93,000
ZEUS DISTRIBUTORS	6,450	6,450	0	0
ZIA GRAPHICS	28,569	28,569	0	28,569
ZIATECH CORP.	43,979	43,979	0	25,320
ZIEMER & ASSOCIATES, INC.	25,460	8,360	17,100	0
ZIFF COMMUNICATIONS CO.	4,886	4,886	0	0
ZIMEX INTERNATIONAL	11,244	11,244	0	0
ZIMMERMAN, D. C.	15,000	15,000	0	0
ZINC SOFTWARE, INC.	4,319	4,319	0	0
ZIRCAR PRODUCTS, INC.	13,662	5,154	8,508	0
ZOMEWORKS CORP.	9,172	9,172	0	9,172
ZONIC A&D CO.	35,180	35,180	0	4,680
ZUNI RENTAL	49,760	49,760	0	49,760
ZWICK SYSTEMS, INC.	11,095	11,095	0	0
ZYGO CORP.	23,716	20,083	3,633	0

**Integrated Contractor & Federal Agency
Commitments of \$1,000 or Over From
Sandia National Laboratories/New Mexico & California**

Integrated Contractor & Federal Agency Commitments of \$1,000 or Over from Sandia National Laboratories/New Mexico and California

	<u>SNL/NM</u>	<u>SNL/CA</u>
Allied Signal Aerospace Co.	7,591,138	889,384
Ames Laboratory	22,000	0
Argonne National Laboratory	2,019,000	1,206,390
Brookhaven National Laboratory	909,100	300,000
Bureau of Land Management Service Center	38,000	0
Defense Electronic Supply Center	2,425	0
Defense Intelligence Agency	43,000	0
EG&G Rocky Flats, Inc.	6,666	32,585
EG&G, Inc.	6,409,917	75,978
EG&G/Mound Applied Technologies	574,554	52,008
Goddard Space Flight Center	0	69,000
Illinois Institute of Technology Research Institute	135,000	0
Inhalation Toxicology Research Institute	287,000	0
Martin Marietta Energy Systems	1,347,902	69,662
Martin Marietta Specialty Components, Inc.	3,001,122	11,176
Mason & Hanger Silas Mason Co.	494,035	(120,541)
National Communications Systems	16,000	0
National Institute of Standards & Technology	116,250	0
National Park Service	250,000	0
National Photographic Interpretation Center	1,500	0
National Security Agency	32,103	0
Oak Ridge Associated Universities	178,850	0
Pacific Northwest Laboratory	1,252,077	307,726
Raytheon Services Nevada (RSN)	749,100	0
Reynolds Electrical & Engineering Co., Inc.	249,336	8,700
RMS Associates	2,000	0
Rockwell International Corp.	0	1,540
Ross Aviation, Inc.	5,100,000	32,200
Rust Geotech, Inc.	2,141,287	0
Sacramento Air Material Area	0	25,000
Stanford Linear Accelerator Center	0	2,000
Tonto National Forest	99,000	0
Unicor	213,883	0
University of California	3,535,271	6,554,366
US Department of Commerce	242,221	17,874
US Department of Defense	194,000	0
US Department of Energy	1,088,125	769,765
US Department of the Air Force	2,253,988	(336)
US Department of the Army	838,009	0
US Department of the Interior	157,124	0
US Department of the Navy	2,101,031	0
US Geological Survey	1,122,100	0
US Government Printing Office	1,382,551	61,768
US Marine Corps	2,000	0
US Merchant Marine Academy	35,000	0
Westinghouse Hanford Co.	176,746	(43)

**Transportation Commitments of \$1,000 or Over From
Sandia National Laboratories/New Mexico & California**

Transportation Commitments of \$1,000 or Over From Sandia National Laboratories/New Mexico & California

	<u>Total (\$)</u>		<u>Total (\$)</u>
ABF Freight Systems	\$45,635	Lyndon Forwarding	\$1,142
Admiral Merchants	4,990	Mayflower Moving & Storage	78,334
Air Cargo, Unknown Carrier	4,372	Merchants Fast Freight	23,630
Airborne Air Freight	2,281	Motor Cargo	23,828
Allied Van Lines	93,693	National Van Lines	8,945
Anderson & Son Trucking	5,344	Navajo Express, Inc.	3,598
Arrow Trucking	1,486	North American Van Lines	168,748
Atlas Van Lines	32,186	Overnight Transportation	28,320
Bekins Van Lines	1,599	RAC Transport Co.	1,282
Bonfield Brothers	4,416	Roadrunner Trucking	20,998
Boyle, T. F. Transportation	15,060	Roadway Express	5,564
Burlington Air Express	236,883	Roadway Package Systems	54,192
Consolidated Freightways	28,541	Roberts Express	5,183
Con-Way Western Express	15,659	Royal Hawaiian Forwarding	6,332
Delta Airlines	2,242	RPSI	11,075
DiSalvo Motor Freight	6,616	Schneider National Carriers	5,314
Emery Worldwide	88,559	Sun Freightways	12,027
Consolidated		Surf Air	1,123
Espinosa Cartage	4,048	TNT Bestway Transportation	5,118
Federal Express	266,461	Tri-State Motor Transport	20,410
Garfield Truck Lines	9,295	United Parcel Service	12,956
Gibson Truck Line	58,698	United Van Lines	393,009
Global Van Lines, Inc.	3,580	Vendor Delivery	3,175
Graebel Van Lines, Inc.	73,667	Viking Freight System, Inc.	1,904
Gruenhut	1,774	WW Freight Co.	7,364
Kachina Moving & Storage	15,664	Yellow Freight Systems	59,521
Ligon Nationwide, Inc.	9,301		

DISTRIBUTION:

		<u>MS</u>		<u>Org.</u>
1	US DOE			
	CPD/PSB	1	9032	C. T. Oien
	Attn: R. C. Braden, Jr.	1	9116	D. J. Wallace
	P.O. Box 5400	5	0185	K. G. Haug
	Albuquerque, NM 87115	1	0200	D. R. Stimak
	MS0184	1	0203	L. V. Miranda
		1	0204	A. L. Hardeman
1	US DOE	1	0201	L. D. Rathjen
	Kirtland Area Office	20	0202	C. C. Schneeberger
	Attn: K. A. Carlson	1	0202	C. E. Wenk
	P.O. Box 5400	1	0202	D. J. Larrichio
	Albuquerque, NM 87185-5400	1	0221	D. L. Palmer
	MS0184	1	0221	H. G. Jones
		1	0221	B. K. Weatherly
14	All SNL Vice Presidents	1	0201	L. D. L. Ellis
		1	0211	G. T. Kupper
87	All SNL Directors	1	0212	H. L. Crumley
		1	0233	L. Fitzpatrick
		1	0201	C. H. Reeder
		1	0222	A. H. Sanchez
		1	0214	E. J. Kerr
		1	0216	G. G. Graham
		1	0218	C. L. Ray
		1	0202	G. L. Record
		1	0251	T. A. Thompson
		2	0100	Document Processing for DOE/OSTI
		1	9018	Central Technical Files
		1	0619	Print Media
		5	0899	Technical Library