

CONF-980904--

RECEIVED
JAN 28 1999
OSTIACCELERATION OF POLARIZED PROTON BEAMS^a

T. ROSER

Brookhaven National Laboratory, Upton

N. Y. 11973, USA

E-mail: roser@bnl.gov

The acceleration of polarized beams in circular accelerators is complicated by the numerous depolarizing spin resonances. Using a partial Siberian snake and a rf dipole that ensure stable adiabatic spin motion during acceleration has made it possible to accelerate polarized protons to 25 GeV at the Brookhaven AGS. Full Siberian snakes are being developed for RHIC to make the acceleration of polarized protons to 250 GeV possible. A similar scheme is being studied for the 800 GeV HERA proton accelerator.

1 Spin Dynamics, Resonances and Siberian Snakes

Accelerating polarized beams requires an understanding of both the orbital motion and spin motion. Whereas the effect of the spin on the orbit is negligible the effect of the orbit on the spin is usually very strong. The evolution of the spin direction of a beam of polarized protons in external magnetic fields such as exist in a circular accelerator is governed by the Thomas-BMT equation¹,

$$\frac{d\vec{P}}{dt} = - \left(\frac{e}{\gamma m} \right) \left[G\gamma \vec{B}_\perp + (1 + G) \vec{B}_\parallel \right] \times \vec{P}$$

where the polarization vector P is expressed in the frame that moves with the particle. This simple precession equation is very similar to the Lorentz force equation which governs the evolution of the orbital motion in an external magnetic field:

$$\frac{d\vec{v}}{dt} = - \left(\frac{e}{\gamma m} \right) \left[\vec{B}_\perp \right] \times \vec{v}.$$

From comparing these two equations it can readily be seen that, in a pure vertical field, the spin rotates $G\gamma$ times faster than the orbital motion. Here $G = 1.7928$ is the anomalous magnetic moment of the proton and $\gamma = E/m$. In this case the factor $G\gamma$ then gives the number of full spin precessions for every full revolution, a number which also called the spin tune ν_{sp} . At top RHIC energies this number reaches about 400. The Thomas-BMT equation also

^aWork performed under the auspices of the U.S. Department of Energy

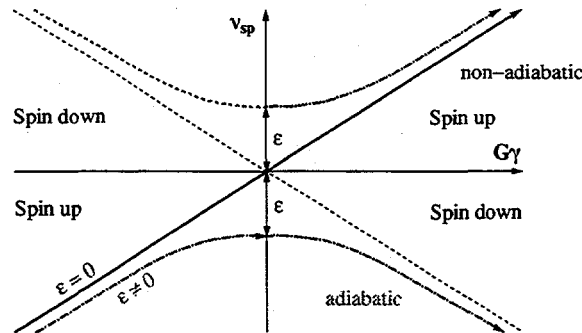


Figure 1: The evolution of the spin tune during the crossing of a resonance with strength ϵ

shows that at low energies ($\gamma \approx 1$) longitudinal fields \vec{B}_{\parallel} can be quite effective in manipulating the spin motion, but at high energies transverse fields \vec{B}_{\perp} need to be used to have any effect beyond the always present vertical holding field.

The acceleration of polarized beams in circular accelerators is complicated by the presence of numerous depolarizing spin resonances. During acceleration, a spin resonance is crossed whenever the spin precession frequency equals the frequency with which spin-perturbing magnetic fields are encountered. There are two main types of spin resonances corresponding to the possible sources of such fields: imperfection resonances, which are driven by magnet errors and misalignments, and intrinsic resonances, driven by the focusing fields.

The resonance conditions are usually expressed in terms of the spin tune ν_{sp} . For an ideal planar accelerator, where orbiting particles experience only the vertical guide field, the spin tune is equal to $G\gamma$, as stated earlier. The resonance condition for imperfection depolarizing resonances arise when $\nu_{sp} = G\gamma = n$, where n is an integer. Imperfection resonances are therefore separated by only 523 MeV energy steps. The condition for intrinsic resonances is $\nu_{sp} = G\gamma = kP \pm \nu_y$, where k is an integer, ν_y is the vertical betatron tune and P is the superperiodicity. For example at the AGS, $P = 12$ and $\nu_y \approx 8.8$.

Close to a spin resonance the spin tune deviates away from its value of $G\gamma$ of the ideal flat machine. For a resonance with strength ϵ , which is the total spin rotation due to the resonance driving fields, the new spin tune is given by the equation

$$\cos(\pi\nu_{sp}) = \cos(\pi G\gamma) \cos(\pi\epsilon).$$

Fig. 1 shows the solutions of this equation with and without a resonance. A similar calculation can be done for the effective precession direction or, as it is

DISCLAIMER

This report was prepared as an account of work sponsored by an agency of the United States Government. Neither the United States Government nor any agency thereof, nor any of their employees, makes any warranty, express or implied, or assumes any legal liability or responsibility for the accuracy, completeness, or usefulness of any information, apparatus, product, or process disclosed, or represents that its use would not infringe privately owned rights. Reference herein to any specific commercial product, process, or service by trade name, trademark, manufacturer, or otherwise does not necessarily constitute or imply its endorsement, recommendation, or favoring by the United States Government or any agency thereof. The views and opinions of authors expressed herein do not necessarily state or reflect those of the United States Government or any agency thereof.

DISCLAIMER

Portions of this document may be illegible in electronic image products. Images are produced from the best available original document.

now often called, the stable spin direction. The stable spin direction describes those polarization components that are repeated every turn. Note that both the stable spin direction and the spin tune are completely determined by the magnetic structure of the accelerator and the beam energy. The magnitude and sign of the beam polarization, however, depends on the beam polarization at injection and the history of the acceleration process.

The spin tune and stable spin direction calculations apply only to a time-independent static situation or if parameters are changed adiabatically. Far from the resonance the stable spin direction coincides with the main vertical magnetic field. Close to the resonance, the stable spin direction is perturbed away from the vertical direction by the resonance driving fields. When a polarized beam is accelerated through an isolated resonance at arbitrary speed, the final polarization can be calculated analytically² and is given by

$$P_f/P_i = 2e^{-\frac{\pi|\epsilon|^2}{2\alpha}} - 1,$$

where P_i and P_f are the polarizations before and after the resonance crossing, respectively, and α is the change of the spin tune per radian of the orbit angle. When the beam is slowly ($\alpha \ll |\epsilon|^2$) accelerated through the resonance, the spin vector will adiabatically follow the stable spin direction resulting in spin flip as is indicated in Fig. 1. However, for a faster acceleration rate partial depolarization or partial spin flip will occur.

Traditionally, the intrinsic resonances are overcome by using a betatron tune jump, which effectively makes α large, and the imperfection resonances are overcome with the harmonic corrections of the vertical orbit to reduce the resonance strength ϵ^3 . Both of these methods aim at making the resonance crossing non-adiabatic. They require very accurate adjustments at every resonance crossing which can become very difficult and time consuming.

Over the last ten years new techniques to cross both imperfection and intrinsic resonances adiabatically have been developed. The correction dipoles used to correct the imperfection resonance strength to zero were replaced by a localized spin rotator or 'partial Siberian snake' which makes all the imperfection resonance strengths large and causes complete adiabatic spin flip at every imperfection resonance⁵. The tune jump quadrupoles were recently replaced at the AGS by a single rf dipole magnet which increased the strength of the intrinsic resonances by driving large coherent betatron oscillations.

At higher energies a 'full Siberian snake'⁴, which is a 180° spin rotator of the spin about a horizontal axis, will keep the stable spin direction unperturbed at all times as long as the spin rotation from the Siberian snake is much larger than the spin rotation due to the resonance driving fields. Therefore the beam polarization is preserved during acceleration. An alternative way to describe

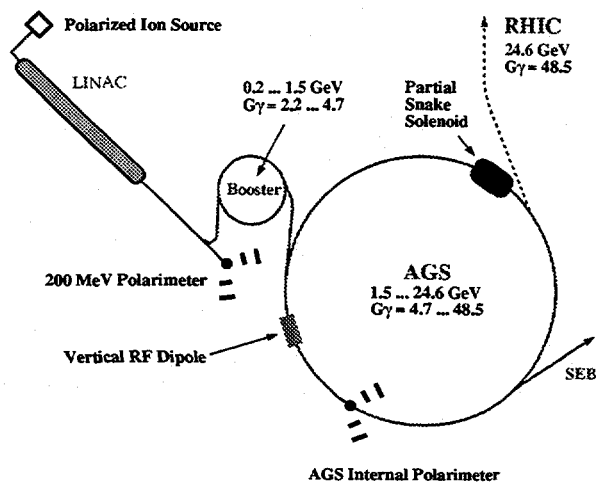


Figure 2: Layout of the AGS accelerator complex showing the location of the partial Siberian snake, the vertical rf dipole, and the AGS internal polarimeter

the effect of the Siberian snake comes from the observation that the spin tune with the snake is a half-integer and energy independent. Therefore, neither imperfection nor intrinsic resonance conditions can ever be met as long as the betatron tune is different from a half-integer.

A local spin rotator can be constructed by using either a solenoid at lower energies or at high energy by a sequence of interleaved horizontal and vertical dipole magnets producing only a local orbit distortion. Since the orbit distortion is inversely proportional to the momentum of the particle, such a dipole snake is particularly effective for high-energy accelerators, e.g. energies above about 30 GeV.

2 Recent Results from AGS, IUCF and COSY

Two polarized beam runs of experiment E-880 at the AGS have recently demonstrated the feasibility of polarized proton acceleration using a 5% partial Siberian snake. Fig. 2 shows a layout of the AGS accelerator complex highlighting the necessary hardware for polarized beam acceleration in the AGS. It was shown that a 5% snake is sufficient to avoid depolarization due to the imperfection resonances without using the harmonic correction method up to the required RHIC transfer energy of 25 GeV. Fig. 3 shows the evolution of the beam polarization as the beam energy and therefore $G\gamma$ is increased⁶. As

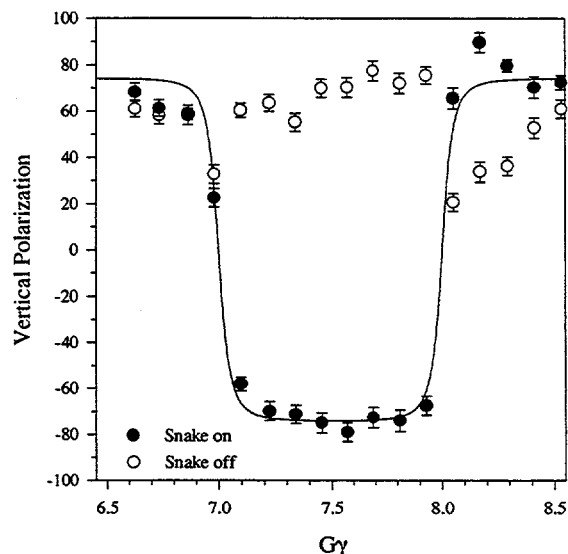


Figure 3: The measured vertical polarization as a function of $G\gamma$ for a 10% snake is shown with and without a snake. The solid line is the predicted energy dependence of the polarization.

predicted the polarization reverses its sign whenever $G\gamma$ is equal to an integer.

More recently a novel scheme of overcoming strong intrinsic resonances using a rf dipole magnet was successfully tested⁸. Full spin flip can be achieved with a strong artificial rf spin resonance excited coherently for the whole beam by driving large coherent vertical betatron oscillations. If the rf spin resonance location is chosen near the intrinsic spin resonance, the spin motion will be dominated by the rf resonance and the spin near the intrinsic resonance will adiabatically follow the spin closed orbit of the rf spin resonance. With the rf dipole, a new dominant resonance near the intrinsic resonance is introduced to flip the spin, instead of enhancing the intrinsic resonance, as has been proposed earlier⁷, which would also enhance the coupling resonance strength. Fig. 4 shows the new record proton beam polarization achieved during the last E-880 run. The rf dipole was used to completely flip the spin at the four strong intrinsic resonances $0 + \nu_y$, $12 + \nu_y$, $36 - \nu_y$, and $36 + \nu_y$. The lower curve shown going through the data points was obtained from a spin tracking calculation simulating the experimental conditions. Most of the remaining polarization loss is caused by the coupling resonances. A new AGS partial snake using a helical dipole magnet would eliminate all coupling resonances. Spin tracking simulations of this condition are depicted by the upper curve in Fig. 4.

AGS Polarization

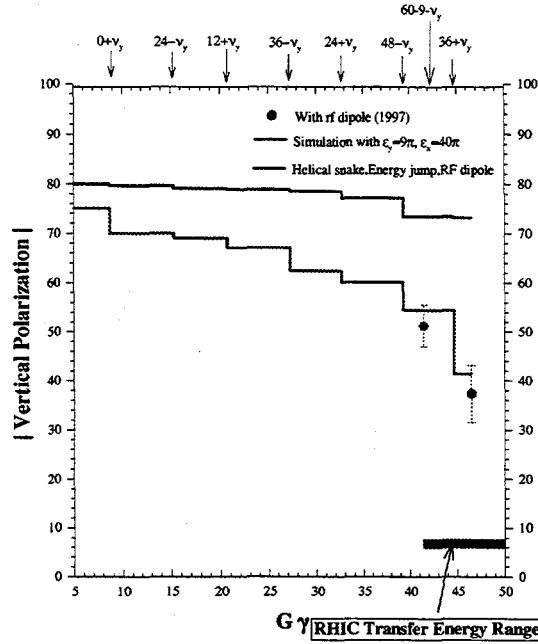


Figure 4: Vertical polarization versus $G\gamma$ measured in the AGS. The lower curve is the result of a spin tracking calculation for the experimental conditions. The upper curve simulates the use of a helical partial snake in the AGS.

During the last year the Cooler Synchrotron (COSY) at the Forschungszentrum in Juelich, Germany, has successfully accelerated polarized protons to $2.7 \text{ GeV}/c$ ⁹. With the low acceleration rate used at COSY stable full spin flip at the few imperfection resonances can easily be achieved with small harmonic orbit distortions. The intrinsic resonances were crossed with a pulsed quadrupole using the tune jump method.

The studies of polarized proton acceleration and storage are also continuing at the IUCF Cooler. Most recently it was shown that an artificial spin resonance can be used to flip the spin of a store polarized beam even in the presence of a full Siberian snake¹⁰. In this as in all other experiments that use artificial spin resonances a simple oscillating field is used to drive the spin

resonance. Even though an oscillating field is in fact the sum of two counter rotating fields, only one is generally in resonance with the beam precession frequency. However, with a full Siberian snake the spin tune is a half-integer and therefore the two counter-rotating fields are both in resonance and interfere so that effectively only half of the beam around the ring circumference sees a driving field. The IUCF experiment showed successfully that it is possible to slightly reduce the snake strength to avoid this degeneracy. A spin flip efficiency of 91% was achieved. This result is very encouraging for polarized proton colliders such as RHIC where the long storage times would make it necessary to reverse the polarization of the stored beam frequently to reduce systematic errors. The efficiency reachable at the IUCF experiment is limited by the fact that both the snake and the rf resonance driving field are solenoids which can cause synchrotron sideband spin resonances close to the main artificial spin resonance. This would not be an issue at a high energy machine where transverse fields would be used for snakes and for driving spin resonances.

3 Plans for RHIC and HERA

By using Siberian snakes the stage is set for the acceleration of polarized proton beams to much higher energies. With snakes all depolarizing resonances should be avoided since the spin tune is a half-integer independent of energy. However, if the spin disturbance from small horizontal fields is adding up sufficiently between the snakes depolarization can still occur. This is most pronounced when the spin rotation from all the focusing fields add up coherently which is the case at the strongest intrinsic resonances. A simplistic rule of thumb would then suggest that as long as the total spin rotation of all the Siberian snakes is much larger than the total spin rotation per turn caused by the strongest spin resonance the polarization should be preserved during acceleration. This rule holds for the AGS partial Siberian snake with regard to the imperfection resonances. It would also predict that for a beam with a normalized 95% emittance of $20 \pi \text{ mm mrad}$ at least two snakes are needed for RHIC and four snakes for HERA.

Polarized protons from the AGS are injected into the two RHIC rings to allow for up to $\sqrt{s} = 500 \text{ GeV}$ collisions with both beams polarized¹¹. Fig. 5 shows the lay-out of the Brookhaven accelerator complex highlighting the components required for polarized beam acceleration.

Of particular interest is the design of the Siberian snakes (two for each ring) and the spin rotators (four for each collider experiment) for RHIC. Each snake or spin rotator consists of four 2.4 m long, 4 T helical dipole magnet modules each having a full 360 degree helical twist¹². Using helical magnets

Polarized Proton Collisions at BNL

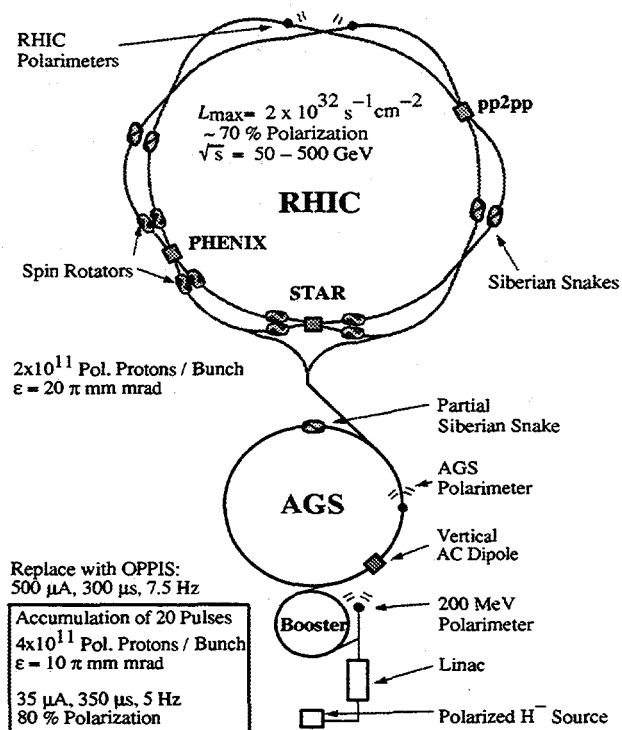


Figure 5: The Brookhaven hadron facility complex, which includes the AGS Booster, the AGS, and RHIC. The RHIC spin project will install two snakes per ring with four spin rotators per detector for achieving helicity-spin experiments.

minimizes orbit excursions within the extend of the snake or spin rotator which is most important at injection energy. Nevertheless the bore of the helical magnets has to be 10 cm in diameter to accommodate the 3 cm orbit excursions. Superconducting helical dipoles have been successfully tested at BNL using thin cable placed into helical grooves that have been milled into a thick-walled aluminum cylinder. The first full length magnet is expected to be completed by the end of 1998.

To verify that full polarization is preserved during acceleration in RHIC an elaborate spin tracking program was developed. The acceleration through the energy region of the strongest resonance was simulated in great detail including a 1 mm rms misalignment of the quadrupoles, and sextupoles as well

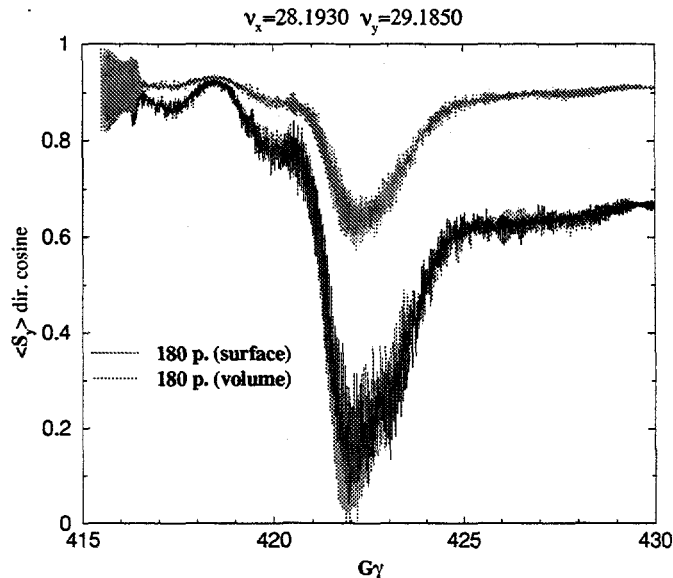


Figure 6: Result of spin tracking through the region of the strongest resonance in RHIC. The closed orbit was corrected with residuals of less than 0.2 mm.

as the corrector dipoles used to correct the closed orbit. The result is shown in Fig. 6 for a beam with a normalized 95% emittance of $20 \pi \text{ mm mrad}$. The upper and lower curve show the result for the full beam and the particles at the edge of the beam, respectively. The initial polarization is less than 100% since at this energy the stable spin direction is not exactly vertical for all particles as the tracking program assumed. However, this mismatch decoheres quickly reducing the effective initial polarization for the simulation to about 90%. Although there is a significant decrease of the polarization at the energy of the resonance at $G\gamma = 5 \times 81 + (\nu_y - 12) = 422.18$, the polarization of the full beam is restored after accelerating completely through the resonance region. The simulation also shows that there is significant polarization loss at the edge of the beam. This fact highlights the need for a polarimeter that can measure polarization profiles.

The HERA collider consists of a 30 GeV electron ring and a 820 GeV proton ring. Electron beam polarization of about 70 % has been achieved and spin rotators are successfully being used to produce longitudinal polarization for the HERMES fixed target experiment. Recently, there is interest to ex-

amine the possibility to also polarize the HERA proton beam¹³. With an top energy of 820 GeV the acceleration of polarized protons in HERA would need at least four snakes. However the high energy will require very detailed studies to determine the beam emittance and magnet alignments that are required to successfully accelerate polarized protons. HERA faces an additional complication from the vertical excursions that were included at the interaction regions with the electron beam. Additional snakes are needed to make these excursions spin transparent.

4 Conclusions

With all the recent advances in the understanding of spin dynamics and the development of techniques for spin manipulation, polarized beam operation could become more of an integral part of future high energy accelerators. In particular, polarized proton beam capabilities are being developed for RHIC. It is anticipated that, for the expected turn-on of RHIC in 1999, one ring will be equipped with two snakes and a polarimeter which will allow for initial commissioning of polarized beam acceleration. The remaining snakes and all the spin rotators for the two detectors STAR and PHENIX will be in place for the first RHIC spin physics run starting after October 2000.

References

1. L.H. Thomas, *Phil. Mag.* **3**, 1 (1927); V. Bargmann, L. Michel, V.L. Telegdi, *Phys. Rev. Lett.* **2**, 435 (1959).
2. M. Froissart and R. Stora, *Nucl. Instr. Meth.*, **1**, 297 (1960).
3. T. Khoe et al., *Part. Accel.* **6**, 213 (1975); J.L. Laclare et al., *J. Phys. (Paris), Colloq.* **46**, C2-499 (1985); H. Sato et al., *Nucl. Inst. Meth., Phys. Res. Sec A* **272**, 617 (1988); F.Z. Khiari, et al., *Phys. Rev. D* **39**, 45 (1989).
4. Ya.S. Derbenev et al., *Part. Accel.* **8**, 115 (1978).
5. T. Roser, *AIP Conf. Proc. No. 187*, ed. K.J. Heller p.1442 (AIP, New York, 1988).
6. H. Huang et al., *Phys. Rev. Lett.* **73**, 2982 (1994)
7. T. Roser, in *Proc. of the 10th Int. Symp. on High Energy Spin Physics*, Nagoya, Japan, p. 429 (1992).
8. M. Bai et al., *Phys. Rev. Lett.* **80**, 4673 (1998)
9. A. Lehrach, Ph.D. thesis, Forschungszentrum Juelich, Germany, 1997
10. D.D. Caussyn et al., *Phys. Rev. Lett.* **73**, 2857 (1994), B.B. Blinov et al., *Phys. Rev. Lett.* **81**, 2906 (1998)

11. Design Manual - Polarized Proton Collider at RHIC, Brookhaven National Laboratory, July 1998.
12. V.I.Ptitsin and Yu.M.Shatunov, Helical Spin Rotators and Snakes, Proc. 3. Workshop on Siberian Snakes and Spin Rotators (A.Luccio and T.Roser Eds.) Upton, NY, Sept. 12-13,1994, BNL-52453, p.15
13. 'Acceleration of Polarized Protons to 820 GeV at HERA', University of Michigan Report HE 96-20, 1996