MLM-MU-93-64-0002

RECEIVED
JUL 2 2 1996
OSTI

CALORIMETRY EXCHANGE PROGRAM

AMENDMENT TO 3RD QUARTER CY92 REPORT

LLNL ISOTOPIC DATA

EG&G MOUND APPLIED TECHNOLOGIES

P.O. BOX 3000 MIAMISBURG, OHIO 45343-3000 513-865-4020

operated for the UNITED STATES DEPARTMENT OF ENERGY

Contract No. DE-AC04-88-DP43495

DISTRIBUTION OF THIS DOCUMENT IS UNLIMITED

MASTER

DISCLAIMER

Portions of this document may be illegible in electronic image products. Images are produced from the best available original document.

DISCLAIMER

This report was prepared as an account of work sponsored by an agency of the United States Government. Neither the United States Government nor any agency thereof, nor any of their employees, makes any warranty, express or implied, or assumes any legal liability or responsibility for the accuracy, completeness, or usefulness of any information, apparatus, product, or process disclosed, or represents that its use would not infringe privately owned rights. Reference herein to any specific commercial product, process, or service by trade name, trademark, manufacturer, or otherwise does not necessarily constitute or imply its endorsement, recommendation, or favoring by the United States Government or any agency thereof. The views and opinions of authors expressed herein do not necessarily state or reflect those of the United States Government or any agency thereof.

CALORIMETRY EXCHANGE PROGRAM

AMENDMENT TO 3RD QUARTER CY92 REPORT

LLNL ISOTOPIC DATA

Prepared by

Tina M. Barnett

Tina M. Barnett
EG&G Mound Applied Technologies

EG&G MOUND APPLIED TECHNOLOGIES
P.O. BOX 3000 MIAMISBURG, OHIO 45343-3000 • TEL (513) 865-4020

April 27, 1993

Tina M. Barnett, T-303
EG&G Mound Applied Technologies
1 Mound Road
P. O. Box 3000
Miamisburg, Ohio 45343-3000

The following is a series of amendments to the Calorimetry Exchange Quarterly Data Report for Third Quarter CY92. The amendment is needed due to reporting errors encountered in the Lawrence Livermore National Laboratory isotopic data. Please put this amendment with the previously distributed Calorimetry Exchange Quarterly Data Report for Third Quarter CY92.

Thank you for your cooperation in this matter and for your continued support of the Calorimetry Exchange Program.

Tina M. Barnett

Tina M. Barnett
Commercial: (513) 865 - 4391
FAX: (513) 847-5267

SUMMARY TABLE

% DIFFERENCE FROM ACCEPTED VALUES FOR THE CALORIMETRY EXCHANGE SAMPLE

	LIVERMORE	LOS ALAMOS	MOUND	HANFORD	ROCKY FLATS CSL	ROCKY FLATS AL	SAVANNAH RIVER
POWER	-0.60	0.02	-0.09	-0.08	-0.22	0.12	*
P-EFF	-0.26	0.00	0.24	0.05	-0.25	0.31	*
238/239 Pu	-2.31	6.70	5.56	1.74	11.18	16.64	*
240/239 Pu	-0.35	0.21	0.36	1.15	1.83	-0.10	*
241/239 Pu	-0.72	0.08	-0.33	-0.33	-0.02	0.25	*
Am/239 Pu	-1.46	-1.17	0.91	-1.04	2.84	-0.36	*
% 238 Pu	-2.29	6.68	5.57	1.68	11.06	16.67	*
% 239 Pu	0.44	0.40	0.01	-0.06	-0.10	0.03	*
% 240 Pu	-0.33	0.19	0.37	1.09	1.73	-0.07	*
% 241 Pu	-0.70	0.06	-0.32	-0.39	-0.12	0.28	*
% 241 Am	-1.44	-1.19	0.92	-1.10	2.74	-0.32	*

*** No data submitted since third quarter of CY88.**

**** No data submitted for this measurement this quarter.**

RESULTS OF ANALYSIS OF P-EFFECTIVE DATA
Third Quarter 1992

	REPORTING LABORATORY						
	CSL	LLNL	LANL	MOUND	WHO	RFP	SRS
Mean Error (mW/g)	-0.0061	-0.0065	0.0001	0.0059	0.0014	0.0076	****
Std. Dev. (mW/g)	0.0003	0.0008	0.0071	0.0057	0.0040	0.0130	****
Unc. in Mean (mW/g)	0.0093	0.0006	0.0027	0.0018	0.0004	0.0025	****
Mean Error (%)	-0.25%	-0.26%	0.00%	0.24%	0.05%	0.31%	****
Std. Dev. (%)	0.01%	0.03%	0.29%	0.23%	0.16%	0.52%	****
Unc. in Mean (%)	0.37%	0.02%	0.11%	0.07%	0.02%	0.10%	****
DIFFERENCE FROM LAST PERIOD							
Diff. in Mean Error (mW/g)	*	0.0004	-0.0014	-0.0023	0.0004	0.0014	****
Diff. in Std. Dev. (mW/g)	*	-0.0004	0.0019	-0.0022	-0.0007	-0.0022	****
Diff. in Mean Error (%)	*	0.02%	-0.06%	-0.09%	0.01%	0.06%	****
Diff. in Std. Dev. (%)	*	-0,02%	0.08%	-0.09%	-0.03%	-0.09%	****
Number of Data Points	2	12	11	15	38	27	0

*** NO DATA REPORTED FOR THIS MEASUREMENT IN THE PREVIOUS PERIOD**

LAWRENCE LIVERMORE – P-EFFECTIVE
4TH QUARTER 1991 – 3RD QUARTER 1992

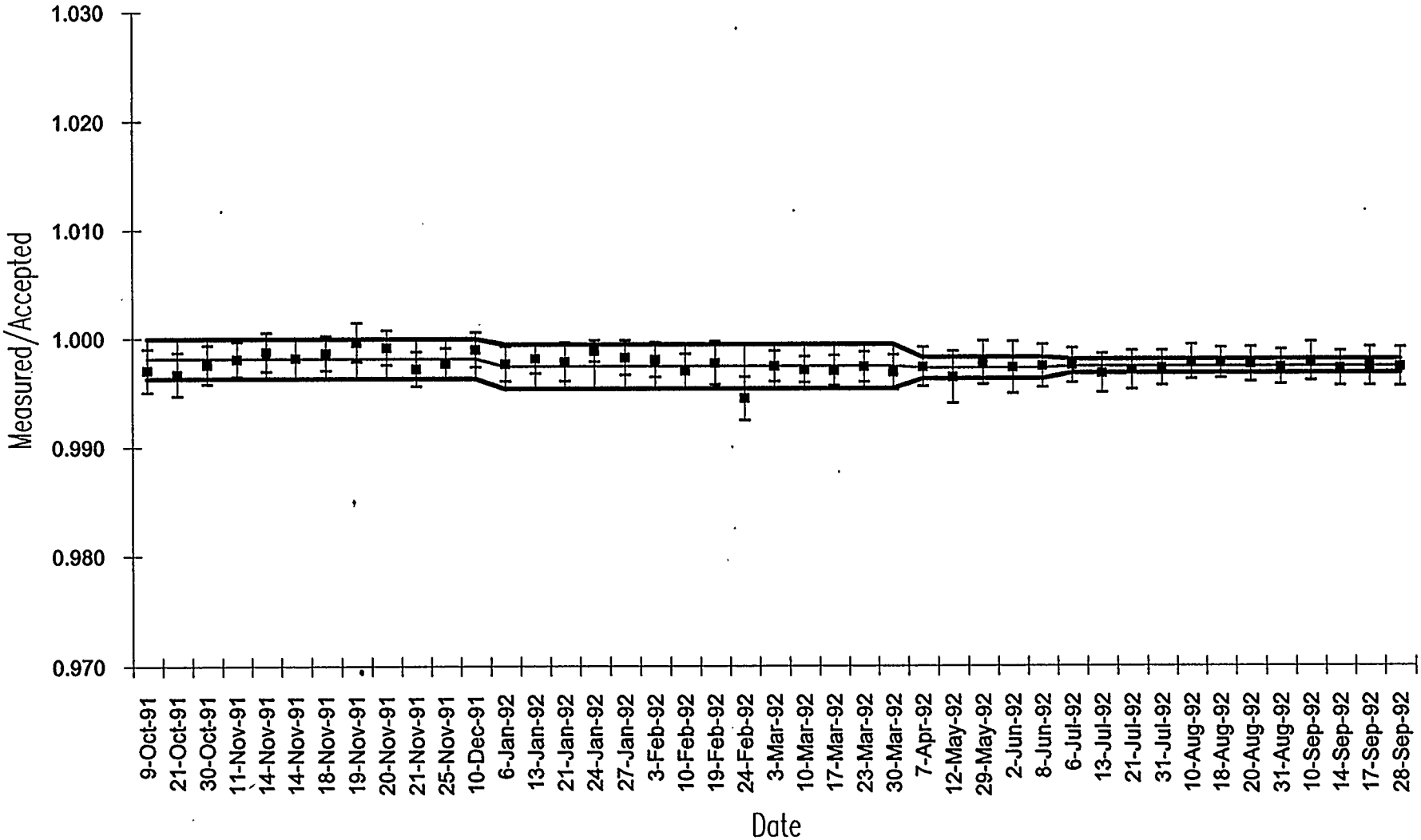

All standard deviation and uncertainty limits are at two-sigma.

P-EFFECTIVE DATA
3RD QUARTER 1992

RFP - CSL

#	Date Measured	Instr. ID	P-eff (mw/g)	Uncert. 1 STD	Accepted P-eff	Ratio M/A	mW/g Error	Percent Error
1	17-Jul-92	B	2.4831	0.53%	2.4894	0.997	-0.0063	-0.25%
2	31-Jul-92	B	2.4839	0.53%	2.4898	0.998	-0.0059	-0.24%

LLNL

#	Date Measured	Instr. ID	P-eff (mw/g)	Uncert. 1 STD	Accepted P-eff	Ratio M/A	mW/g Error	Percent Error
1	6-Jul-92	1	2.4842	0.08%	2.4905	0.997	-0.0063	-0.25%
2	13-Jul-92	1	2.4826	0.09%	2.4907	0.997	-0.0081	-0.33%
3	21-Jul-92	1	2.4836	0.09%	2.4909	0.997	-0.0074	-0.30%
4	31-Jul-92	1	2.4843	0.08%	2.4912	0.997	-0.0069	-0.28%
5	10-Aug-92	1	2.4859	0.08%	2.4915	0.998	-0.0056	-0.22%
6	18-Aug-92	1	2.4860	0.07%	2.4917	0.998	-0.0058	-0.23%
7	20-Aug-92	1	2.4856	0.08%	2.4918	0.998	-0.0062	-0.25%
8	31-Aug-92	1	2.4853	0.08%	2.4921	0.997	-0.0067	-0.27%
9	10-Sep-92	1	2.4870	0.09%	2.4923	0.998	-0.0054	-0.22%
10	14-Sep-92	1	2.4854	0.08%	2.4924	0.997	-0.0070	-0.28%
11	17-Sep-92	1	2.4859	0.09%	2.4925	0.997	-0.0066	-0.26%
12	28-Sep-92	1	2.4861	0.09%	2.4928	0.997	-0.0067	-0.27%

LANL

#	Date Measured	Instr. ID	P-eff (mw/g)	Uncert. 1 STD	Accepted P-eff	Ratio M/A	mW/g Error	Percent Error
1	8-Jul-92	F6	2.4804	0.37%	2.4906	0.996	-0.0102	-0.41%
2	9-Jul-92	F5	2.4969	0.47%	2.4906	1.003	0.0063	0.25%
3	22-Jul-92	F6	2.4769	0.32%	2.4910	0.994	-0.0141	-0.56%
4	31-Jul-92	F6	2.4916	0.32%	2.4912	1.000	0.0004	0.02%
5	5-Aug-92	F5	2.4973	0.33%	2.4913	1.002	0.0060	0.24%
6	10-Aug-92	F6	2.4984	0.31%	2.4915	1.003	0.0069	0.28%
7	13-Aug-92	F6	2.4979	0.33%	2.4916	1.003	0.0063	0.25%
8	13-Aug-92	F6	2.4879	0.33%	2.4916	0.999	-0.0037	-0.15%
9	31-Aug-92	F6	2.4962	0.32%	2.4921	1.002	0.0041	0.17%
10	14-Sep-92	F6	2.4892	0.42%	2.4924	0.999	-0.0032	-0.13%
11	21-Sep-92	F6	2.4946	0.38%	2.4926	1.001	0.0020	0.08%

P-EFFECTIVE DATA
3RD QUARTER 1992

EG&G MOUND

#	Date Measured	Instr. ID	P-eff (mw/g)	Uncert. 1 STD	Accepted P-eff	Ratio M/A	mW/g Error	Percent Error
1	6-Jul-92	GENIE2	2.4883	0.36%	2.4891	1.000	-0.0008	-0.03%
2	11-Aug-92	GENIE2	2.4897	0.25%	2.4901	1.000	-0.0004	-0.02%
3	11-Aug-92	GENIE2	2.4915	0.33%	2.4901	1.001	0.0014	0.06%
4	11-Aug-92	GENIE2	2.5060	0.23%	2.4901	1.006	0.0159	0.64%
5	12-Aug-92	GENIE2	2.4897	0.37%	2.4901	1.000	-0.0004	-0.02%
6	12-Aug-92	GENIE2	2.4977	0.24%	2.4901	1.003	0.0075	0.30%
7	13-Aug-92	GENIE2	2.5074	0.25%	2.4902	1.007	0.0172	0.69%
8	13-Aug-92	GENIE2	2.5008	0.26%	2.4902	1.004	0.0107	0.43%
9	13-Aug-92	GENIE2	2.4960	0.25%	2.4902	1.002	0.0058	0.23%
10	13-Aug-92	GENIE2	2.4933	0.27%	2.4902	1.001	0.0031	0.12%
11	14-Aug-92	GENIE2	2.4912	0.23%	2.4902	1.000	0.0010	0.04%
12	14-Aug-92	GENIE2	2.4970	0.25%	2.4902	1.003	0.0068	0.27%
13	20-Aug-92	GENIE2	2.4937	0.23%	2.4904	1.001	0.0033	0.13%
14	20-Aug-92	GENIE2	2.4977	0.30%	2.4904	1.003	0.0073	0.30%
15	24-Aug-92	GENIE2	2.5006	0.32%	2.4905	1.004	0.0101	0.41%

HANFORD

#	Date Measured	Instr. ID	P-eff (mw/g)	Uncert. 1 STD	Accepted P-eff	Ratio M/A	mW/g Error	Percent Error
1	7-Jul-92	2026	2.4935	0.10%	2.4898	1.001	0.0037	0.15%
2	7-Jul-92	1985	2.4819	0.11%	2.4898	0.997	-0.0079	-0.32%
3	7-Jul-92	2424	2.4888	0.10%	2.4898	1.000	-0.0010	-0.04%
4	13-Jul-92	2026	2.4945	0.11%	2.4899	1.002	0.0046	0.18%
5	13-Jul-92	2424	2.4902	0.10%	2.4899	1.000	0.0003	0.01%
6	13-Jul-92	1985	2.4927	0.11%	2.4899	1.001	0.0028	0.11%
7	20-Jul-92	1985	2.4899	0.11%	2.4901	1.000	-0.0002	-0.01%
8	20-Jul-92	2026	2.4966	0.10%	2.4901	1.003	0.0065	0.26%
9	21-Jul-92	2424	2.4966	0.11%	2.4902	1.003	0.0064	0.26%
10	27-Jul-92	2026	2.4971	0.10%	2.4903	1.003	0.0068	0.27%
11	28-Jul-92	2424	2.4901	0.11%	2.4904	1.000	-0.0003	-0.01%
12	29-Jul-92	1985	2.4880	0.11%	2.4904	0.999	-0.0024	-0.10%
13	3-Aug-92	2424	2.4905	0.10%	2.4905	1.000	0.0000	0.00%
14	3-Aug-92	1985	2.4904	0.11%	2.4905	1.000	-0.0001	0.00%
15	3-Aug-92	2026	2.4916	0.10%	2.4905	1.000	0.0011	0.04%
16	10-Aug-92	2026	2.4921	0.11%	2.4907	1.001	0.0014	0.06%
17	10-Aug-92	2424	2.4967	0.11%	2.4907	1.002	0.0060	0.24%
18	11-Aug-92	1985	2.4879	0.11%	2.4907	0.999	-0.0028	-0.11%
19	17-Aug-92	2026	2.4983	0.10%	2.4909	1.003	0.0074	0.30%
20	17-Aug-92	2424	2.4927	0.11%	2.4909	1.001	0.0018	0.07%
21	17-Aug-92	1985	2.4897	0.11%	2.4909	1.000	-0.0012	-0.05%
22	24-Aug-92	1985	2.4852	0.12%	2.4911	0.998	-0.0059	-0.24%
23	24-Aug-92	2026	2.4986	0.10%	2.4911	1.003	0.0075	0.30%
24	25-Aug-92	2424	2.4940	0.11%	2.4911	1.001	0.0029	0.12%
25	31-Aug-92	1985	2.4861	0.11%	2.4913	0.998	-0.0052	-0.21%
26	1-Sep-92	2026	2.4967	0.10%	2.4913	1.002	0.0054	0.22%
27	1-Sep-92	2424	2.4925	0.11%	2.4913	1.000	0.0012	0.05%
28	8-Sep-92	2026	2.4954	0.11%	2.4915	1.002	0.0039	0.16%
29	8-Sep-92	2424	2.4906	0.11%	2.4915	1.000	-0.0009	-0.04%
30	9-Sep-92	1985	2.4878	0.10%	2.4915	0.999	-0.0037	-0.15%
31	14-Sep-92	2026	2.4901	0.11%	2.4917	0.999	-0.0016	-0.06%

P-EFFECTIVE DATA
3RD QUARTER 1992

HANFORD

#	Date Measured	Instr. ID	P-eff (mw/g)	Uncert. 1 STD	Accepted P-eff	Ratio M/A	mW/g Error	Percent Error
32	14-Sep-92	1985	2.4964	0.10%	2.4917	1.002	0.0047	0.19%
33	15-Sep-92	2424	2.4911	0.10%	2.4917	1.000	-0.0006	-0.02%
34	15-Sep-92	1985	2.4877	0.12%	2.4917	0.998	-0.0040	-0.16%
35	16-Sep-92	2026	2.4993	0.11%	2.4917	1.003	0.0076	0.30%
36	21-Sep-92	2026	2.4973	0.10%	2.4919	1.002	0.0054	0.22%
37	25-Sep-92	2424	2.4937	0.10%	2.4920	1.001	0.0017	0.07%
38	25-Sep-92	1985	2.4927	0.11%	2.4920	1.000	0.0007	0.03%

RFP - ANAL. LAB.

#	Date Measured	Instr. ID	P-eff (mw/g)	Uncert. 1 STD	Accepted P-eff	Ratio M/A	mW/g Error	Percent Error
1	13-Jul-92	ND#1	2.4971	0.43%	2.4893	1.003	0.0078	0.31%
2	27-Jul-92	TR#1	2.5148	0.72%	2.4897	1.010	0.0251	1.01%
3	27-Jul-92	TR#2	2.5048	0.29%	2.4897	1.006	0.0151	0.61%
4	18-Aug-92	ND#1	2.4927	0.47%	2.4903	1.001	0.0024	0.10%
5	18-Aug-92	TR#1	2.5166	0.72%	2.4903	1.011	0.0263	1.06%
6	24-Aug-92	TR#1	2.4871	0.64%	2.4905	0.999	-0.0034	-0.13%
7	25-Aug-92	ND#1	2.5005	0.45%	2.4905	1.004	0.0100	0.40%
8	8-Sep-92	ND#1	2.5013	0.44%	2.4909	1.004	0.0104	0.42%
9	8-Sep-92	TR#1	2.5090	0.55%	2.4909	1.007	0.0181	0.73%
10	9-Sep-92	TR#2	2.4977	0.38%	2.4909	1.003	0.0068	0.27%
11	10-Sep-92	ND#1	2.4881	0.39%	2.4909	0.999	-0.0028	-0.11%
12	10-Sep-92	TR#2	2.4980	0.35%	2.4909	1.003	0.0071	0.28%
13	10-Sep-92	TR#1	2.5209	0.74%	2.4909	1.012	0.0300	1.20%
14	14-Sep-92	TR#2	2.4830	0.37%	2.4910	0.997	-0.0080	-0.32%
15	14-Sep-92	TR#1	2.4876	0.65%	2.4910	0.999	-0.0034	-0.14%
16	14-Sep-92	ND#1	2.5010	0.44%	2.4910	1.004	0.0100	0.40%
17	17-Sep-92	ND#1	2.4990	0.48%	2.4911	1.003	0.0079	0.32%
18	17-Sep-92	TR#1	2.4679	0.62%	2.4911	0.991	-0.0232	-0.93%
19	17-Sep-92	ND#1	2.5138	0.55%	2.4911	1.009	0.0227	0.91%
20	18-Sep-92	TR#1	2.5117	0.61%	2.4911	1.008	0.0206	0.83%
21	22-Sep-92	TR#2	2.4737	0.35%	2.4913	0.993	-0.0176	-0.70%
22	22-Sep-92	TR#1	2.4875	0.66%	2.4913	0.998	-0.0038	-0.15%
23	23-Sep-92	ND#1	2.4940	0.53%	2.4913	1.001	0.0027	0.11%
24	28-Sep-92	TR#2	2.4945	0.32%	2.4914	1.001	0.0031	0.12%
25	28-Sep-92	ND#1	2.5146	0.51%	2.4914	1.009	0.0232	0.93%
26	29-Sep-92	ND#1	2.5055	0.53%	2.4914	1.006	0.0141	0.56%
27	29-Sep-92	TR#1	2.4964	0.63%	2.4914	1.002	0.0050	0.20%

SAVANNAH RIVER

NO DATA REPORTED

RESULTS OF ANALYSIS OF 238-Pu/239-Pu DATA
Third Quarter 1992

	REPORTING LABORATORY						
	CSL	LLNL	LANL	MOUND	WHO	RFP	SRS
Mean Error (ppm)	11	-2	7	5	2	16	****
Std. Dev. (ppm)	0.36	2.14	6.07	4.10	5.31	19.28	****
Unc. in Mean (ppm)	4.50	0.76	2.19	1.59	0.60	4.01	****
Mean Error (%)	11.18%	-2.31%	6.70%	5.56%	1.74%	16.64%	****
Std. Dev. (%)	0.36%	2.18%	6.18%	4.18%	5.40%	19.64%	****
Unc. in Mean (%)	4.71%	0.79%	2.10%	1.53%	0.61%	3.66%	****
DIFFERENCE FROM LAST PERIOD							
Diff. in Mean Error (ppm)	*	1	-1	-1	-1	5	****
Diff. in Std. Dev. (ppm)	*	-0.27	-2.19	-2.66	-0.69	-5.35	****
Diff. in Mean Error (%)	*	-2.00%	-1.11%	-0.05%	-1.43%	5.31%	****
Diff. in Std. Dev. (%)	*	-0.27%	-2.22%	-2.69%	-0.70%	-5.38%	****
Number of Data Points	2	12	11	15	38	27	0

*** NO DATA REPORTED FOR THIS MEASUREMENT IN THE PREVIOUS PERIOD**

LAWRENCE LIVERMORE – 238-PU/239-PU
4TH QUARTER 1991 – 3RD QUARTER 1992

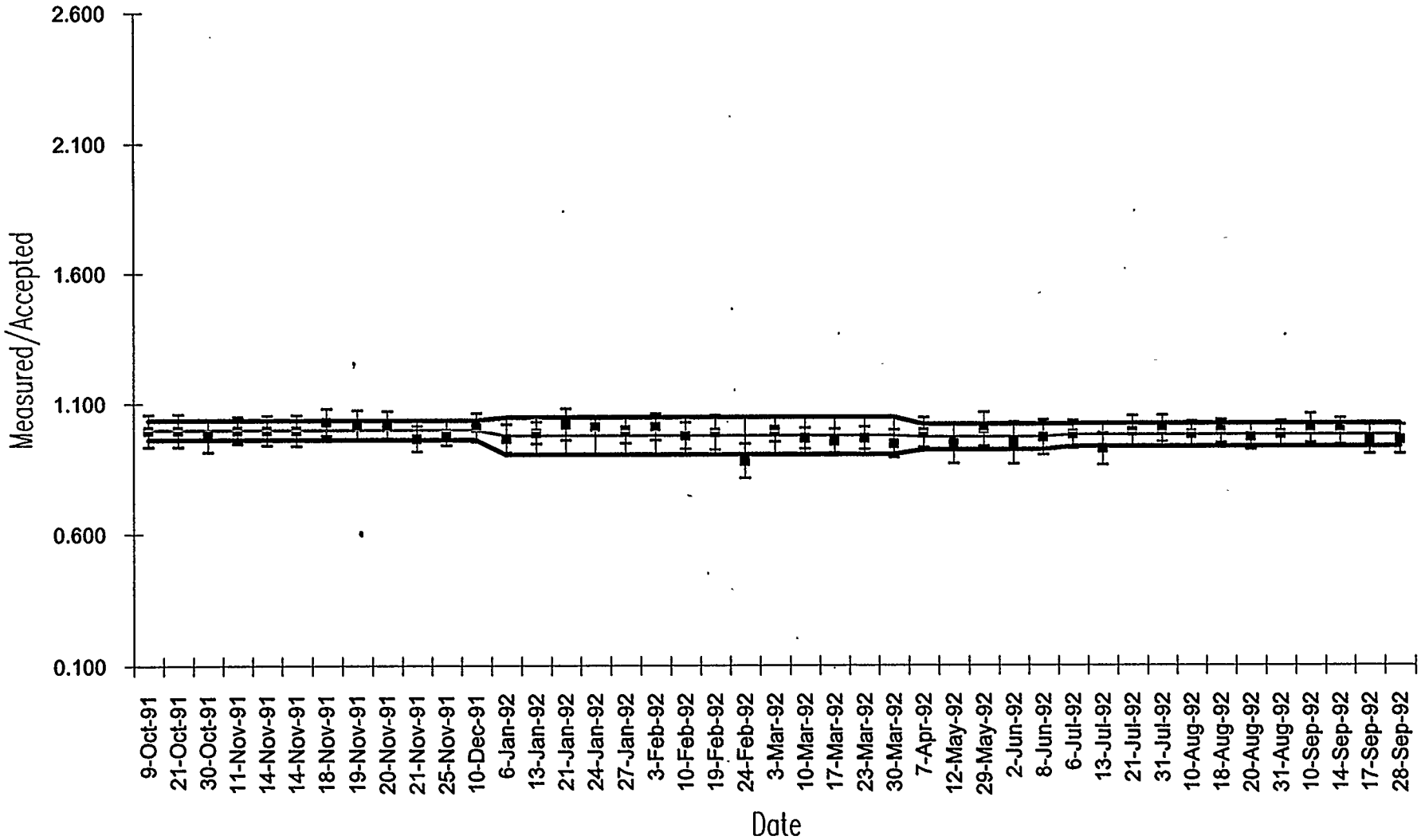

All standard deviation and uncertainty limits are at two-sigma.

238-Pu/239-Pu DATA
3RD QUARTER 1992

RFP - CSL

#	Date Measured	Instr. ID	238/239 (ppm)	Uncert. 1 STD	Accepted PPM	Ratio M/A	PPM Error	Percent Error
1	17-Jul-92	B	110	10.74%	98	1.114	11	11.43%
2	31-Jul-92	B	109	10.81%	98	1.109	11	10.92%

LLNL

#	Date Measured	Instr. ID	238/239 (ppm)	Uncert. 1 STD	Accepted PPM	Ratio M/A	PPM Error	Percent Error
1	6-Jul-92	1	96	2.78%	98	0.979	-2	-2.12%
2	13-Jul-92	1	91	3.33%	98	0.925	-7	-7.54%
3	21-Jul-92	1	97	3.03%	98	0.990	-1	-1.03%
4	31-Jul-92	1	98	2.55%	98	1.001	0	0.07%
5	10-Aug-92	1	96	2.52%	98	0.980	-2	-2.04%
6	18-Aug-92	1	97	2.25%	98	0.991	-1	-0.95%
7	20-Aug-92	1	95	2.54%	98	0.969	-3	-3.10%
8	31-Aug-92	1	96	2.61%	98	0.980	-2	-2.02%
9	10-Sep-92	1	98	2.76%	98	1.002	0	0.18%
10	14-Sep-92	1	97	2.53%	98	0.991	-1	-0.91%
11	17-Sep-92	1	94	2.92%	98	0.959	-4	-4.13%
12	28-Sep-92	1	94	2.91%	98	0.959	-4	-4.12%

LANL

#	Date Measured	Instr. ID	238/239 (ppm)	Uncert. 1 STD	Accepted PPM	Ratio M/A	PPM Error	Percent Error
1	8-Jul-92	F6	101	7.30%	98	1.032	3	3.17%
2	9-Jul-92	F5	105	9.10%	98	1.068	7	6.76%
3	22-Jul-92	F6	93	6.90%	98	0.946	-5	-5.44%
4	31-Jul-92	F6	113	5.70%	98	1.153	15	15.26%
5	5-Aug-92	F5	107	6.30%	98	1.090	9	8.99%
6	10-Aug-92	F6	108	5.80%	98	1.100	10	10.04%
7	13-Aug-92	F6	106	6.40%	98	1.079	8	7.93%
8	13-Aug-92	F6	102	6.60%	98	1.036	4	3.57%
9	31-Aug-92	F6	114	5.70%	98	1.166	16	16.57%
10	14-Sep-92	F6	100	8.40%	98	1.023	2	2.30%
11	21-Sep-92	F6	103	7.60%	98	1.046	5	4.60%

238-Pu/239-Pu DATA
3RD QUARTER 1992

EG&G MOUND

#	Date Measured	Instr. ID	238/239 (ppm)	Uncert. 1 STD	Accepted PPM	Ratio M/A	PPM Error	Percent Error
1	6-Jul-92	GENIE2	106	5.2%	98	1.075	7	7.51%
2	11-Aug-92	GENIE2	105	6.9%	98	1.072	7	7.19%
3	11-Aug-92	GENIE2	109	7.3%	98	1.108	11	10.75%
4	11-Aug-92	GENIE2	110	5.7%	98	1.115	11	11.46%
5	12-Aug-92	GENIE2	107	5.8%	98	1.086	8	8.61%
6	12-Aug-92	GENIE2	96	5.6%	98	0.977	-2	-2.28%
7	13-Aug-92	GENIE2	106	5.2%	98	1.082	8	8.21%
8	13-Aug-92	GENIE2	104	5.2%	98	1.059	6	5.87%
9	13-Aug-92	GENIE2	102	5.3%	98	1.035	3	3.53%
10	13-Aug-92	GENIE2	98	7.3%	98	1.001	0	0.07%
11	14-Aug-92	GENIE2	100	5.8%	98	1.014	1	1.39%
12	14-Aug-92	GENIE2	102	7.3%	98	1.038	4	3.83%
13	20-Aug-92	GENIE2	99	5.3%	98	1.004	0	0.39%
14	20-Aug-92	GENIE2	106	5.0%	98	1.081	8	8.12%
15	24-Aug-92	GENIE2	107	5.0%	98	1.087	9	8.74%

HANFORD

#	Date Measured	Instr. ID	238/239 (ppm)	Uncert. 1 STD	Accepted PPM	Ratio M/A	PPM Error	Percent Error
1	7-Jul-92	2026	105	3.29%	98	1.067	7	6.66%
2	7-Jul-92	1985	87	4.38%	98	0.881	-12	-11.87%
3	7-Jul-92	2424	97	3.65%	98	0.990	-1	-0.97%
4	13-Jul-92	2026	109	3.64%	98	1.110	11	11.01%
5	13-Jul-92	2424	95	3.74%	98	0.969	-3	-3.12%
6	13-Jul-92	1985	97	3.95%	98	0.991	-1	-0.91%
7	20-Jul-92	1985	98	4.01%	98	1.002	0	0.15%
8	20-Jul-92	2026	104	3.31%	98	1.057	6	5.68%
9	21-Jul-92	2424	104	3.68%	98	1.056	6	5.65%
10	27-Jul-92	2026	106	3.46%	98	1.078	8	7.84%
11	28-Jul-92	2424	103	3.57%	98	1.045	4	4.47%
12	29-Jul-92	1985	99	3.70%	98	1.012	1	1.22%
13	3-Aug-92	2424	94	3.66%	98	0.959	-4	-4.15%
14	3-Aug-92	1985	95	4.16%	98	0.969	-3	-3.10%
15	3-Aug-92	2026	102	3.04%	98	1.034	3	3.44%
16	10-Aug-92	2026	101	3.91%	98	1.024	2	2.39%
17	10-Aug-92	2424	104	3.53%	98	1.057	6	5.69%
18	11-Aug-92	1985	93	4.09%	98	0.947	-5	-5.25%
19	17-Aug-92	2026	107	3.23%	98	1.090	9	9.00%
20	17-Aug-92	2424	101	3.79%	98	1.024	2	2.40%
21	17-Aug-92	1985	96	4.08%	98	0.981	-2	-1.95%
22	24-Aug-92	1985	93	4.45%	98	0.947	-5	-5.27%
23	24-Aug-92	2026	108	3.16%	98	1.101	10	10.09%
24	25-Aug-92	2424	101	3.71%	98	1.024	2	2.44%
25	31-Aug-92	1985	92	4.29%	98	0.937	-6	-6.30%
26	1-Sep-92	2026	104	3.45%	98	1.057	6	5.74%
27	1-Sep-92	2424	101	3.70%	98	1.024	2	2.43%
28	8-Sep-92	2026	102	3.72%	98	1.036	4	3.57%
29	8-Sep-92	2424	99	3.85%	98	1.013	1	1.32%
30	9-Sep-92	1985	95	3.77%	98	0.970	-3	-3.04%
31	14-Sep-92	2026	93	4.24%	98	0.949	-5	-5.14%

238-Pu/239-Pu DATA
3RD QUARTER 1992

HANFORD

#	Date Measured	Instr. ID	238/239 (ppm)	Uncert. 1 STD	Accepted PPM	Ratio M/A	PPM Error	Percent Error
32	14-Sep-92	1985	107	3.29%	98	1.090	9	9.00%
33	15-Sep-92	2424	99	3.56%	98	1.013	1	1.33%
34	15-Sep-92	1985	94	4.39%	98	0.959	-4	-4.12%
35	16-Sep-92	2026	107	3.59%	98	1.091	9	9.08%
36	21-Sep-92	2026	107	3.33%	98	1.091	9	9.05%
37	25-Sep-92	2424	97	3.44%	98	0.992	-1	-0.78%
38	25-Sep-92	1985	101	3.81%	98	1.025	2	2.45%

RFP - ANAL. LAB.

#	Date Measured	Instr. ID	238/239 (ppm)	Uncert. 1 STD	Accepted PPM	Ratio M/A	PPM Error	Percent Error
1	13-Jul-92	ND#1	129	14.22%	98	1.312	31	31.23%
2	27-Jul-92	TR#1	132	21.86%	98	1.343	34	34.32%
3	27-Jul-92	TR#2	118	8.67%	98	1.201	20	20.08%
4	18-Aug-92	ND#1	105	19.32%	98	1.069	7	6.90%
5	18-Aug-92	TR#1	133	23.41%	98	1.354	35	35.40%
6	24-Aug-92	TR#1	101	25.18%	98	1.028	3	2.84%
7	25-Aug-92	ND#1	119	16.40%	98	1.212	21	21.17%
8	8-Sep-92	ND#1	131	14.56%	98	1.334	33	33.43%
9	8-Sep-92	TR#1	128	18.44%	98	1.304	30	30.37%
10	9-Sep-92	TR#2	126	9.84%	98	1.283	28	28.34%
11	10-Sep-92	ND#1	105	15.85%	98	1.070	7	6.95%
12	10-Sep-92	TR#2	115	11.69%	98	1.171	17	17.14%
13	10-Sep-92	TR#1	156	18.43%	98	1.589	58	58.90%
14	14-Sep-92	TR#2	90	16.42%	98	0.917	-8	-8.32%
15	14-Sep-92	TR#1	108	25.80%	98	1.100	10	10.02%
16	14-Sep-92	ND#1	112	16.80%	98	1.141	14	14.09%
17	17-Sep-92	ND#1	125	12.29%	98	1.273	27	27.34%
18	17-Sep-92	TR#1	68	36.74%	98	0.693	-30	-30.73%
19	17-Sep-92	ND#1	133	15.76%	98	1.355	35	35.49%
20	18-Sep-92	TR#1	139	17.30%	98	1.416	41	41.61%
21	22-Sep-92	TR#2	90	14.88%	98	0.917	-8	-8.30%
22	22-Sep-92	TR#1	87	31.06%	98	0.886	-11	-11.36%
23	23-Sep-92	ND#1	88	19.08%	98	0.897	-10	-10.34%
24	28-Sep-92	TR#2	109	10.81%	98	1.111	11	11.07%
25	28-Sep-92	ND#1	124	14.76%	98	1.264	26	26.35%
26	29-Sep-92	ND#1	115	14.26%	98	1.172	17	17.18%
27	29-Sep-92	TR#1	106	21.92%	98	1.080	8	8.01%

SAVANNAH RIVER

NO DATA REPORTED

RESULTS OF ANALYSIS OF 240-Pu/239-Pu DATA
Third Quarter 1992

	REPORTING LABORATORY						
	CSL	LLNL	LANL	MOUND	WHO	RFP	SRS
Mean Error (ppm)	1137	-220	132	226	718	-61	****
Std. Dev. (ppm)	154.72	174.07	1165.35	1377.91	361.59	1355.10	****
Unc. in Mean (ppm)	1740.84	68.74	363.84	338.09	52.91	310.47	****
Mean Error (%)	1.83%	-0.35%	0.21%	0.36%	1.15%	-0.10%	****
Std. Dev. (%)	0.25%	0.28%	1.88%	2.22%	0.58%	2.18%	****
Unc. in Mean (%)	2.75%	0.11%	0.58%	0.55%	0.08%	0.50%	****
DIFFERENCE FROM LAST PERIOD							
Diff. in Mean Error (ppm)	*	-54	-205	-393	211	-256	****
Diff. in Std. Dev. (ppm)	*	-82.28	58.13	-210.52	-110.75	-399.47	****
Diff. in Mean Error (%)	*	-0.08%	-0.33%	-0.64%	0.33%	-0.41%	****
Diff. in Std. Dev. (%)	*	-0.13%	0.10%	-0.34%	-0.18%	-0.64%	****
Number of Data Points	2	12	11	15	38	27	0

*** NO DATA REPORTED FOR THIS MEASUREMENT IN THE PREVIOUS PERIOD**

LAWRENCE LIVERMORE – 240-PU/239-PU
4TH QUARTER 1991 – 3RD QUARTER 1992

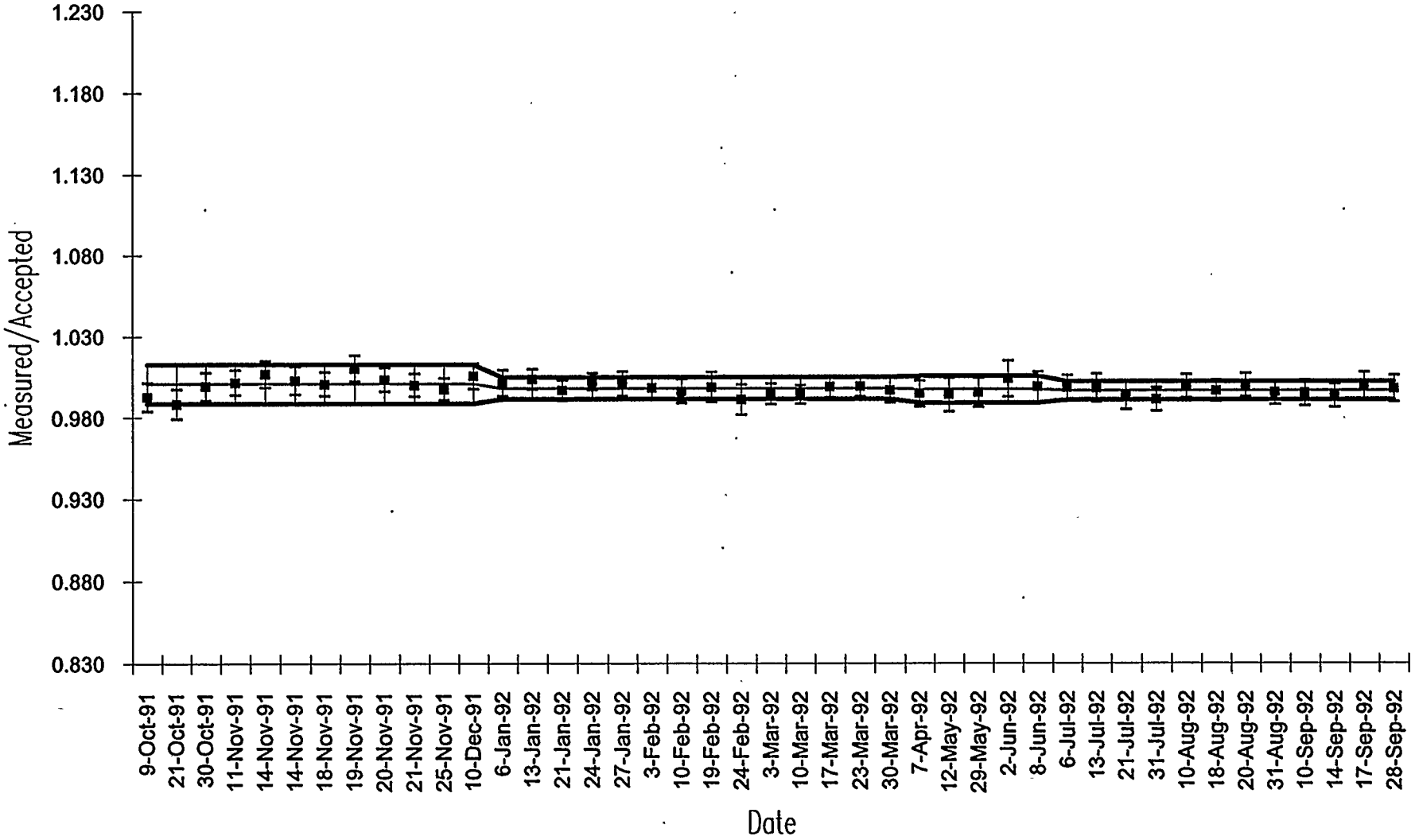

All standard deviation and uncertainty limits are at two-sigma.

240-Pu/239-Pu DATA
3RD QUARTER 1992

RFP - CSL

#	Date Measured	Instr. ID	240/239 (ppm)	Uncert. 1 STD	Accepted PPM	Ratio M/A	PPM Error	Percent Error
1	17-Jul-92	B	63179	3.89%	62151	1.017	1028	1.65%
2	31-Jul-92	B	63398	3.89%	62151	1.020	1247	2.01%

LLNL

#	Date Measured	Instr. ID	240/239 (ppm)	Uncert. 1 STD	Accepted PPM	Ratio M/A	PPM Error	Percent Error
1	6-Jul-92	1	62043	0.38%	62151	0.998	-109	-0.18%
2	13-Jul-92	1	62037	0.44%	62151	0.998	-114	-0.18%
3	21-Jul-92	1	61743	0.43%	62151	0.993	-409	-0.66%
4	31-Jul-92	1	61598	0.36%	62151	0.991	-553	-0.89%
5	10-Aug-92	1	62104	0.36%	62151	0.999	-46	-0.07%
6	18-Aug-92	1	61930	0.33%	62151	0.996	-221	-0.36%
7	20-Aug-92	1	62136	0.36%	62151	1.000	-14	-0.02%
8	31-Aug-92	1	61864	0.37%	62151	0.995	-287	-0.46%
9	10-Sep-92	1	61844	0.40%	62150	0.995	-306	-0.49%
10	14-Sep-92	1	61739	0.36%	62150	0.993	-411	-0.66%
11	17-Sep-92	1	62122	0.40%	62150	1.000	-28	-0.05%
12	28-Sep-92	1	62006	0.40%	62150	0.998	-144	-0.23%

LANL

#	Date Measured	Instr. ID	240/239 (ppm)	Uncert. 1 STD	Accepted PPM	Ratio M/A	PPM Error	Percent Error
1	8-Jul-92	F6	60453	2.04%	62151	0.973	-1699	-2.73%
2	9-Jul-92	F5	63613	2.49%	62151	1.024	1462	2.35%
3	22-Jul-92	F6	61014	1.74%	62151	0.982	-1137	-1.83%
4	31-Jul-92	F6	61133	1.77%	62151	0.984	-1018	-1.64%
5	5-Aug-92	F5	63500	1.77%	62151	1.022	1349	2.17%
6	10-Aug-92	F6	63155	1.65%	62151	1.016	1004	1.61%
7	13-Aug-92	F6	63719	1.76%	62151	1.025	1568	2.52%
8	13-Aug-92	F6	62445	1.80%	62151	1.005	294	0.47%
9	31-Aug-92	F6	62591	1.73%	62151	1.007	440	0.71%
10	14-Sep-92	F6	61233	2.31%	62150	0.985	-918	-1.48%
11	21-Sep-92	F6	62252	2.07%	62150	1.002	102	0.16%

240-Pu/239-Pu DATA
3RD QUARTER 1992

EG&G MOUND

#	Date Measured	Instr. ID	240/239 (ppm)	Uncert. 1 STD	Accepted PPM	Ratio M/A	PPM Error	Percent Error
1	6-Jul-92	GENIE2	59975	3.1%	62151	0.965	-2176	-3.50%
2	11-Aug-92	GENIE2	60883	1.7%	62151	0.980	-1268	-2.04%
3	11-Aug-92	GENIE2	60384	2.5%	62151	0.972	-1767	-2.84%
4	11-Aug-92	GENIE2	64288	1.6%	62151	1.034	2138	3.44%
5	12-Aug-92	GENIE2	60982	3.0%	62151	0.981	-1168	-1.88%
6	12-Aug-92	GENIE2	63421	1.7%	62151	1.020	1270	2.04%
7	13-Aug-92	GENIE2	64708	1.8%	62151	1.041	2557	4.11%
8	13-Aug-92	GENIE2	63515	1.9%	62151	1.022	1364	2.20%
9	13-Aug-92	GENIE2	62308	1.9%	62151	1.003	157	0.25%
10	13-Aug-92	GENIE2	62646	1.9%	62151	1.008	495	0.80%
11	14-Aug-92	GENIE2	61852	1.7%	62151	0.995	-299	-0.48%
12	14-Aug-92	GENIE2	62953	1.7%	62151	1.013	803	1.29%
13	20-Aug-92	GENIE2	62608	1.7%	62151	1.007	457	0.74%
14	20-Aug-92	GENIE2	62134	2.3%	62151	1.000	-16	-0.03%
15	24-Aug-92	GENIE2	63002	2.4%	62151	1.014	851	1.37%

HANFORD

#	Date Measured	Instr. ID	240/239 (ppm)	Uncert. 1 STD	Accepted PPM	Ratio M/A	PPM Error	Percent Error
1	7-Jul-92	2026	62794	0.48%	62151	1.010	642	1.03%
2	7-Jul-92	1985	62555	0.53%	62151	1.007	404	0.65%
3	7-Jul-92	2424	62730	0.51%	62151	1.009	579	0.93%
4	13-Jul-92	2026	62625	0.54%	62151	1.008	474	0.76%
5	13-Jul-92	2424	62814	0.51%	62151	1.011	663	1.07%
6	13-Jul-92	1985	63240	0.53%	62151	1.018	1089	1.75%
7	20-Jul-92	1985	62803	0.54%	62151	1.010	652	1.05%
8	20-Jul-92	2026	63570	0.47%	62151	1.023	1419	2.28%
9	21-Jul-92	2424	63250	0.53%	62151	1.018	1099	1.77%
10	27-Jul-92	2026	63300	0.50%	62151	1.018	1149	1.85%
11	28-Jul-92	2424	62227	0.52%	62151	1.001	76	0.12%
12	29-Jul-92	1985	62337	0.51%	62151	1.003	186	0.30%
13	3-Aug-92	2424	63056	0.49%	62151	1.015	906	1.46%
14	3-Aug-92	1985	62578	0.55%	62151	1.007	427	0.69%
15	3-Aug-92	2026	62640	0.48%	62151	1.008	489	0.79%
16	10-Aug-92	2026	62889	0.54%	62151	1.012	738	1.19%
17	10-Aug-92	2424	63183	0.52%	62151	1.017	1032	1.66%
18	11-Aug-92	1985	62693	0.52%	62151	1.009	543	0.87%
19	17-Aug-92	2026	63448	0.48%	62151	1.021	1298	2.09%
20	17-Aug-92	2424	62862	0.54%	62151	1.011	711	1.14%
21	17-Aug-92	1985	62995	0.54%	62151	1.014	844	1.36%
22	24-Aug-92	1985	62240	0.58%	62151	1.001	90	0.14%
23	24-Aug-92	2026	63272	0.47%	62151	1.018	1121	1.80%
24	25-Aug-92	2424	63063	0.52%	62151	1.015	912	1.47%
25	31-Aug-92	1985	62739	0.55%	62151	1.009	588	0.95%
26	1-Sep-92	2026	63195	0.50%	62151	1.017	1044	1.68%
27	1-Sep-92	2424	62869	0.52%	62151	1.012	719	1.16%
28	8-Sep-92	2026	63158	0.52%	62151	1.016	1008	1.62%
29	8-Sep-92	2424	62443	0.54%	62151	1.005	293	0.47%
30	9-Sep-92	1985	62441	0.50%	62151	1.005	290	0.47%
31	14-Sep-92	2026	63188	0.55%	62150	1.017	1038	1.67%

240-Pu/239-Pu DATA
3RD QUARTER 1992

HANFORD

#	Date Measured	Instr. ID	240/239 (ppm)	Uncert. 1 STD	Accepted PPM	Ratio M/A	PPM Error	Percent Error
32	14-Sep-92	1985	62808	0.48%	62150	1.011	657	1.06%
33	15-Sep-92	2424	62462	0.50%	62150	1.005	312	0.50%
34	15-Sep-92	1985	62385	0.57%	62150	1.004	235	0.38%
35	16-Sep-92	2026	63539	0.53%	62150	1.022	1389	2.23%
36	21-Sep-92	2026	63186	0.49%	62150	1.017	1036	1.67%
37	25-Sep-92	2424	62895	0.48%	62150	1.012	744	1.20%
38	25-Sep-92	1985	62529	0.53%	62150	1.006	379	0.61%

RFP - ANAL. LAB.

#	Date Measured	Instr. ID	240/239 (ppm)	Uncert. 1 STD	Accepted PPM	Ratio M/A	PPM Error	Percent Error
1	13-Jul-92	ND#1	59937	1.62%	62151	0.964	-2214	-3.56%
2	27-Jul-92	TR#1	63756	3.46%	62151	1.026	1605	2.58%
3	27-Jul-92	TR#2	64417	1.63%	62151	1.036	2266	3.65%
4	18-Aug-92	ND#1	61709	1.66%	62151	0.993	-442	-0.71%
5	18-Aug-92	TR#1	64488	2.76%	62151	1.038	2337	3.76%
6	24-Aug-92	TR#1	60993	3.06%	62151	0.981	-1158	-1.86%
7	25-Aug-92	ND#1	61416	1.66%	62151	0.988	-735	-1.18%
8	8-Sep-92	ND#1	60916	1.58%	62151	0.980	-1235	-1.99%
9	8-Sep-92	TR#1	63391	1.99%	62151	1.020	1240	2.00%
10	9-Sep-92	TR#2	62061	2.46%	62151	0.999	-90	-0.14%
11	10-Sep-92	ND#1	60326	1.57%	62150	0.971	-1824	-2.94%
12	10-Sep-92	TR#2	61912	1.74%	62150	0.996	-238	-0.38%
13	10-Sep-92	TR#1	62965	3.83%	62150	1.013	815	1.31%
14	14-Sep-92	TR#2	62342	1.74%	62150	1.003	192	0.31%
15	14-Sep-92	TR#1	60303	2.51%	62150	0.970	-1847	-2.97%
16	14-Sep-92	ND#1	61722	1.62%	62150	0.993	-428	-0.69%
17	17-Sep-92	ND#1	60424	3.19%	62150	0.972	-1726	-2.78%
18	17-Sep-92	TR#1	61043	2.84%	62150	0.982	-1107	-1.78%
19	17-Sep-92	ND#1	63076	2.95%	62150	1.015	926	1.49%
20	18-Sep-92	TR#1	61785	3.14%	62150	0.994	-365	-0.59%
21	22-Sep-92	TR#2	59682	1.84%	62150	0.960	-2468	-3.97%
22	22-Sep-92	TR#1	63287	2.89%	62150	1.018	1137	1.83%
23	23-Sep-92	ND#1	63587	3.40%	62150	1.023	1437	2.31%
24	28-Sep-92	TR#2	62291	1.73%	62150	1.002	141	0.23%
25	28-Sep-92	ND#1	63560	2.94%	62150	1.023	1410	2.27%
26	29-Sep-92	ND#1	62601	3.47%	62150	1.007	451	0.73%
27	29-Sep-92	TR#1	62438	3.54%	62150	1.005	288	0.46%

SAVANNAH RIVER

NO DATA REPORTED

RESULTS OF ANALYSIS OF 241-Pu/239-Pu DATA
Third Quarter 1992

	REPORTING LABORATORY						
	CSL	LLNL	LANL	MOUND	WHO	RFP	SRS
Mean Error (ppm)	0	-15	2	-7	-7	5	****
Std. Dev. (ppm)	3.03	6.65	5.45	4.96	7.77	17.47	****
Unc. in Mean (ppm)	8.97	1.69	0.75	2.93	1.23	3.79	****
Mean Error (%)	-0.02%	-0.72%	0.08%	-0.33%	-0.33%	0.25%	****
Std. Dev. (%)	0.15%	0.32%	0.26%	0.24%	0.37%	0.85%	****
Unc. in Mean (%)	0.43%	0.08%	0.04%	0.14%	0.06%	0.18%	****
DIFFERENCE FROM LAST PERIOD							
Diff. in Mean Error (ppm)	*	4	-4	2	-1	-3	****
Diff. in Std. Dev. (ppm)	*	3.22	0.59	-1.40	-3.80	-21.59	****
Diff. in Mean Error (%)	*	0.17%	-0.20%	0.10%	-0.06%	-0.13%	****
Diff. in Std. Dev. (%)	*	0.16%	0.03%	-0.06%	-0.18%	-1.02%	****
Number of Data Points	2	12	11	15	38	27	0

* NO DATA REPORTED FOR THIS MEASUREMENT IN THE PREVIOUS PERIOD

LAWRENCE LIVERMORE – 241-PU/239-PU
4TH QUARTER 1991 – 3RD QUARTER 1992

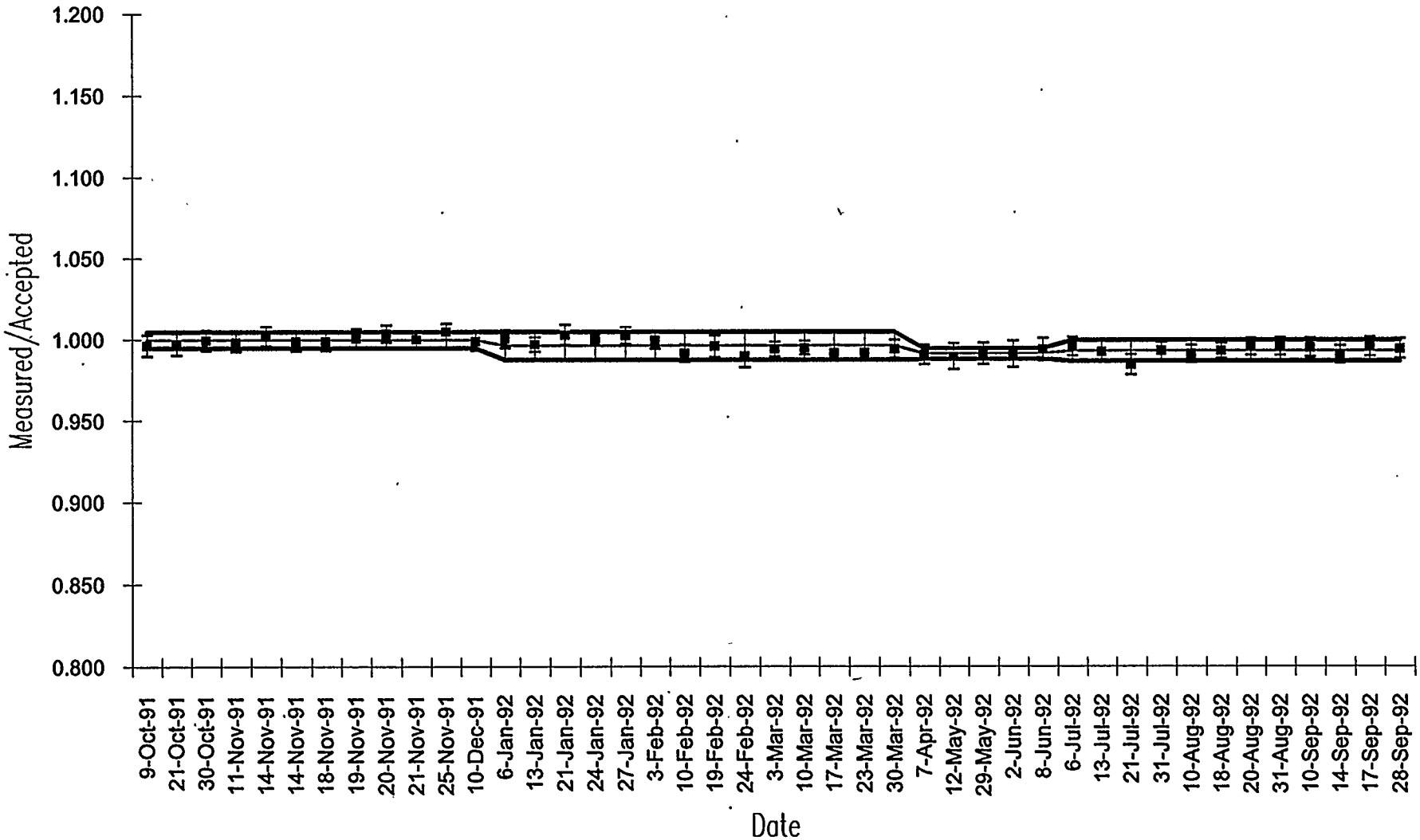

All standard deviation and uncertainty limits are at two-sigma.

241-Pu/239-Pu DATA
3RD QUARTER 1992

RFP - CSL

#	Date Measured	Instr. ID	241/239 (ppm)	Uncert. 1 STD	Accepted PPM	Ratio M/A	PPM Error	Percent Error
1	17-Jul-92	B	2080	0.61%	2083	0.999	-3	-0.13%
2	31-Jul-92	B	2080	0.61%	2079	1.001	2	0.08%

LLNL

#	Date Measured	Instr. ID	241/239 (ppm)	Uncert. 1 STD	Accepted PPM	Ratio M/A	PPM Error	Percent Error
1	6-Jul-92	1	2076	0.29%	2086	0.995	-10	-0.46%
2	13-Jul-92	1	2068	0.32%	2084	0.992	-16	-0.78%
3	21-Jul-92	1	2049	0.32%	2082	0.984	-33	-1.56%
4	31-Jul-92	1	2063	0.27%	2079	0.993	-15	-0.73%
5	10-Aug-92	1	2057	0.27%	2076	0.991	-19	-0.91%
6	18-Aug-92	1	2059	0.24%	2074	0.993	-15	-0.72%
7	20-Aug-92	1	2063	0.27%	2073	0.995	-10	-0.47%
8	31-Aug-92	1	2061	0.27%	2070	0.995	-9	-0.46%
9	10-Sep-92	1	2057	0.29%	2068	0.995	-11	-0.53%
10	14-Sep-92	1	2047	0.27%	2066	0.991	-20	-0.95%
11	17-Sep-92	1	2056	0.30%	2066	0.995	-10	-0.46%
12	28-Sep-92	1	2051	0.30%	2063	0.994	-12	-0.59%

LANL

#	Date Measured	Instr. ID	241/239 (ppm)	Uncert. 1 STD	Accepted PPM	Ratio M/A	PPM Error	Percent Error
1	8-Jul-92	F6	2096	0.12%	2085	1.005	11	0.52%
2	9-Jul-92	F5	2079	0.15%	2085	0.997	-6	-0.27%
3	22-Jul-92	F6	2078	0.11%	2081	0.998	-3	-0.15%
4	31-Jul-92	F6	2083	0.11%	2079	1.002	4	0.19%
5	5-Aug-92	F5	2079	0.12%	2077	1.001	2	0.08%
6	10-Aug-92	F6	2083	0.10%	2076	1.004	7	0.35%
7	13-Aug-92	F6	2083	0.11%	2075	1.004	8	0.40%
8	13-Aug-92	F6	2073	0.10%	2075	0.999	-2	-0.11%
9	31-Aug-92	F6	2070	0.11%	2070	1.000	-1	-0.03%
10	14-Sep-92	F6	2069	0.14%	2066	1.001	2	0.12%
11	21-Sep-92	F6	2060	0.13%	2065	0.998	-4	-0.20%

241-Pu/239-Pu DATA
3RD QUARTER 1992

EG&G MOUND

#	Date Measured	Instr. ID	241/239 (ppm)	Uncert. 1 STD	Accepted PPM	Ratio M/A	PPM Error	Percent Error
1	6-Jul-92	GENIE2	2083	0.5%	2086	0.999	-3	-0.12%
2	11-Aug-92	GENIE2	2061	0.6%	2076	0.993	-15	-0.70%
3	11-Aug-92	GENIE2	2070	0.5%	2076	0.997	-6	-0.30%
4	11-Aug-92	GENIE2	2070	0.5%	2076	0.997	-6	-0.27%
5	12-Aug-92	GENIE2	2080	0.6%	2075	1.002	4	0.21%
6	12-Aug-92	GENIE2	2061	0.5%	2075	0.993	-14	-0.69%
7	13-Aug-92	GENIE2	2068	0.6%	2075	0.997	-7	-0.34%
8	13-Aug-92	GENIE2	2070	0.6%	2075	0.998	-5	-0.23%
9	13-Aug-92	GENIE2	2063	0.5%	2075	0.994	-13	-0.61%
10	13-Aug-92	GENIE2	2067	0.5%	2075	0.996	-8	-0.39%
11	14-Aug-92	GENIE2	2068	0.5%	2075	0.997	-7	-0.35%
12	14-Aug-92	GENIE2	2070	0.6%	2075	0.998	-5	-0.24%
13	20-Aug-92	GENIE2	2062	0.5%	2073	0.995	-11	-0.54%
14	20-Aug-92	GENIE2	2069	0.6%	2073	0.998	-5	-0.22%
15	24-Aug-92	GENIE2	2069	0.6%	2072	0.998	-3	-0.15%

HANFORD

#	Date Measured	Instr. ID	241/239 (ppm)	Uncert. 1 STD	Accepted PPM	Ratio M/A	PPM Error	Percent Error
1	7-Jul-92	2026	2085	0.34%	2085	1.000	-1	-0.03%
2	7-Jul-92	1985	2064	0.37%	2085	0.990	-21	-1.02%
3	7-Jul-92	2424	2073	0.36%	2085	0.994	-12	-0.59%
4	13-Jul-92	2026	2092	0.39%	2084	1.004	8	0.39%
5	13-Jul-92	2424	2075	0.37%	2084	0.996	-8	-0.41%
6	13-Jul-92	1985	2073	0.37%	2084	0.995	-11	-0.52%
7	20-Jul-92	1985	2064	0.38%	2082	0.991	-18	-0.87%
8	20-Jul-92	2026	2088	0.34%	2082	1.003	7	0.32%
9	21-Jul-92	2424	2077	0.38%	2082	0.998	-4	-0.21%
10	27-Jul-92	2026	2084	0.36%	2080	1.002	4	0.18%
11	28-Jul-92	2424	2068	0.37%	2080	0.994	-12	-0.57%
12	29-Jul-92	1985	2068	0.35%	2079	0.995	-11	-0.55%
13	3-Aug-92	2424	2077	0.35%	2078	0.999	-1	-0.05%
14	3-Aug-92	1985	2061	0.38%	2078	0.992	-17	-0.81%
15	3-Aug-92	2026	2081	0.34%	2078	1.002	3	0.16%
16	10-Aug-92	2026	2062	0.39%	2076	0.993	-14	-0.69%
17	10-Aug-92	2424	2080	0.37%	2076	1.002	4	0.20%
18	11-Aug-92	1985	2068	0.37%	2076	0.996	-8	-0.39%
19	17-Aug-92	2026	2067	0.34%	2074	0.997	-7	-0.34%
20	17-Aug-92	2424	2067	0.39%	2074	0.997	-7	-0.35%
21	17-Aug-92	1985	2065	0.38%	2074	0.996	-9	-0.44%
22	24-Aug-92	1985	2051	0.40%	2072	0.990	-21	-1.03%
23	24-Aug-92	2026	2078	0.34%	2072	1.003	6	0.30%
24	25-Aug-92	2424	2066	0.38%	2072	0.997	-6	-0.27%
25	31-Aug-92	1985	2072	0.38%	2070	1.001	2	0.08%
26	1-Sep-92	2026	2064	0.35%	2070	0.997	-6	-0.27%
27	1-Sep-92	2424	2053	0.38%	2070	0.992	-17	-0.81%
28	8-Sep-92	2026	2058	0.37%	2068	0.995	-10	-0.49%
29	8-Sep-92	2424	2061	0.39%	2068	0.996	-7	-0.35%
30	9-Sep-92	1985	2061	0.35%	2068	0.997	-7	-0.34%
31	14-Sep-92	2026	2057	0.39%	2066	0.995	-10	-0.46%

241-Pu/239-Pu DATA
3RD QUARTER 1992

HANFORD

#	Date Measured	Instr. ID	241/239 (ppm)	Uncert. 1 STD	Accepted PPM	Ratio M/A	PPM Error	Percent Error
32	14-Sep-92	1985	2056	0.34%	2066	0.995	-10	-0.49%
33	15-Sep-92	2424	2059	0.36%	2066	0.996	-7	-0.36%
34	15-Sep-92	1985	2054	0.40%	2066	0.994	-12	-0.57%
35	16-Sep-92	2026	2053	0.38%	2066	0.994	-12	-0.60%
36	21-Sep-92	2026	2062	0.35%	2065	0.999	-2	-0.11%
37	25-Sep-92	2424	2069	0.34%	2063	1.003	6	0.27%
38	25-Sep-92	1985	2058	0.37%	2063	0.997	-6	-0.27%

RFP - ANAL. LAB.

#	Date Measured	Instr. ID	241/239 (ppm)	Uncert. 1 STD	Accepted PPM	Ratio M/A	PPM Error	Percent Error
1	13-Jul-92	ND#1	2090	1.10%	2084	1.003	6	0.30%
2	27-Jul-92	TR#1	2049	0.96%	2080	0.985	-31	-1.48%
3	27-Jul-92	TR#2	2075	0.58%	2080	0.998	-5	-0.23%
4	18-Aug-92	ND#1	2078	1.16%	2074	1.002	4	0.20%
5	18-Aug-92	TR#1	2061	0.92%	2074	0.994	-13	-0.62%
6	24-Aug-92	TR#1	2072	0.93%	2072	1.000	0	-0.01%
7	25-Aug-92	ND#1	2080	0.99%	2072	1.004	8	0.39%
8	8-Sep-92	ND#1	2075	0.99%	2068	1.003	7	0.34%
9	8-Sep-92	TR#1	2046	0.90%	2068	0.989	-22	-1.07%
10	9-Sep-92	TR#2	2089	0.66%	2068	1.010	21	1.03%
11	10-Sep-92	ND#1	2077	1.20%	2068	1.005	9	0.46%
12	10-Sep-92	TR#2	2074	0.64%	2068	1.003	6	0.31%
13	10-Sep-92	TR#1	2093	1.00%	2068	1.012	25	1.23%
14	14-Sep-92	TR#2	2062	0.66%	2066	0.998	-4	-0.21%
15	14-Sep-92	TR#1	2052	1.08%	2066	0.993	-14	-0.70%
16	14-Sep-92	ND#1	2071	1.08%	2066	1.002	5	0.22%
17	17-Sep-92	ND#1	2075	0.95%	2066	1.005	9	0.45%
18	17-Sep-92	TR#1	2081	0.92%	2066	1.007	15	0.75%
19	17-Sep-92	ND#1	2036	1.27%	2066	0.986	-30	-1.43%
20	18-Sep-92	TR#1	2083	0.91%	2065	1.009	18	0.86%
21	22-Sep-92	TR#2	2084	0.69%	2064	1.010	20	0.96%
22	22-Sep-92	TR#1	2070	1.00%	2064	1.003	6	0.28%
23	23-Sep-92	ND#1	2074	0.98%	2064	1.005	10	0.49%
24	28-Sep-92	TR#2	2077	0.63%	2063	1.007	14	0.70%
25	28-Sep-92	ND#1	2100	0.97%	2063	1.018	37	1.81%
26	29-Sep-92	ND#1	2103	1.04%	2062	1.020	41	1.97%
27	29-Sep-92	TR#1	2055	0.97%	2062	0.996	-7	-0.36%

SAVANNAH RIVER

NO DATA REPORTED

RESULTS OF ANALYSIS OF 241-Am/239-Pu DATA
Third Quarter 1992

	REPORTING LABORATORY						
	CSL	LLNL	LANL	MOUND	WHO	RFP	SRS
Mean Error (ppm)	54	-28	-22	17	-20	-7	****
Std. Dev. (ppm)	2.47	4.34	18.91	11.44	8.19	26.06	****
Unc. in Mean (ppm)	20.89	1.67	4.42	6.11	1.16	3.81	****
Mean Error (%)	2.84%	-1.46%	-1.17%	0.91%	-1.04%	-0.36%	****
Std. Dev. (%)	0.13%	0.23%	1.00%	0.61%	0.43%	1.37%	****
Unc. in Mean (%)	1.07%	0.09%	0.24%	0.32%	0.06%	0.20%	****
DIFFERENCE FROM LAST PERIOD							
Diff. in Mean Error (ppm)	*	1	5	-7	2	-2	****
Diff. in Std. Dev. (ppm)	*	0.62	2.35	-5.55	0.34	0.37	****
Diff. in Mean Error (%)	*	0.11%	0.29%	-0.36%	0.12%	-0.07%	****
Diff. in Std. Dev. (%)	*	0.03%	0.11%	-0.29%	0.01%	0.00%	****
Number of Data Points	2	12	11	15	38	27	0

*** NO DATA REPORTED FOR THIS MEASUREMENT IN THE PREVIOUS PERIOD**

LAWRENCE LIVERMORE – 241-AM/239-PU
4TH QUARTER 1991 – 3RD QUARTER 1992

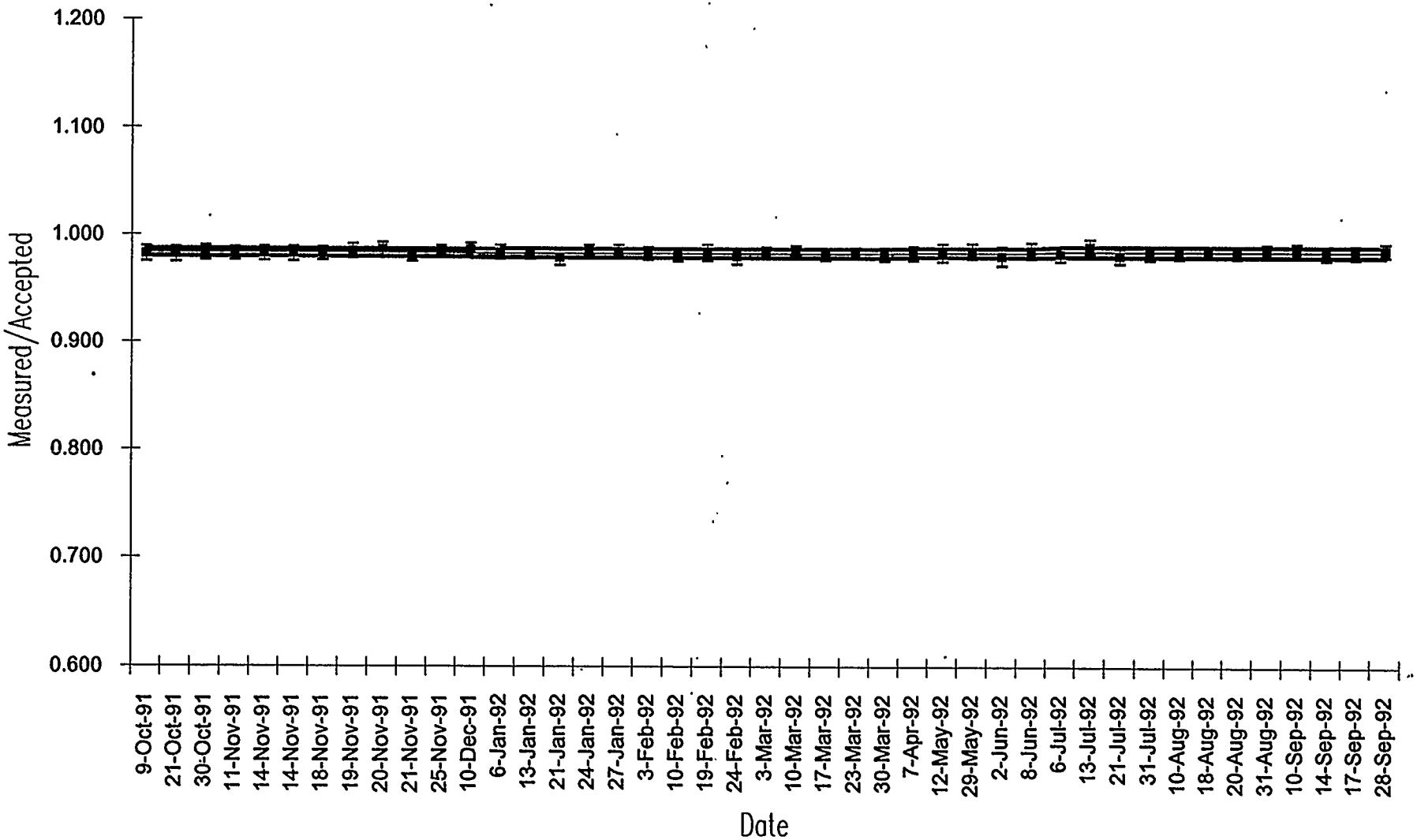

All standard deviation and uncertainty limits are at two-sigma.

241-Am/239-Pu DATA
3RD QUARTER 1992

RFP - CSL

#	Date Measured	Instr. ID	Am/239 (ppm)	Uncert. 1 STD	Accepted PPM	Ratio M/A	PPM Error	Percent Error
1	17-Jul-92	B	1944	1.52%	1888	1.029	55	2.94%
2	31-Jul-92	B	1944	1.52%	1892	1.027	52	2.75%

LLNL

#	Date Measured	Instr. ID	Am/239 (ppm)	Uncert. 1 STD	Accepted PPM	Ratio M/A	PPM Error	Percent Error
1	6-Jul-92	1	1853	0.32%	1885	0.983	-32	-1.71%
2	13-Jul-92	1	1869	0.35%	1887	0.990	-18	-0.97%
3	21-Jul-92	1	1855	0.35%	1889	0.982	-35	-1.83%
4	31-Jul-92	1	1862	0.30%	1892	0.984	-30	-1.59%
5	10-Aug-92	1	1866	0.29%	1895	0.985	-29	-1.52%
6	18-Aug-92	1	1870	0.26%	1897	0.986	-27	-1.42%
7	20-Aug-92	1	1869	0.29%	1897	0.985	-28	-1.49%
8	31-Aug-92	1	1875	0.30%	1900	0.987	-25	-1.33%
9	10-Sep-92	1	1878	0.32%	1903	0.987	-25	-1.30%
10	14-Sep-92	1	1873	0.29%	1904	0.984	-31	-1.65%
11	17-Sep-92	1	1877	0.32%	1905	0.985	-28	-1.48%
12	28-Sep-92	1	1884	0.32%	1908	0.987	-24	-1.26%

LANL

#	Date Measured	Instr. ID	Am/239 (ppm)	Uncert. 1 STD	Accepted PPM	Ratio M/A	PPM Error	Percent Error
1	8-Jul-92	F6	1858	0.81%	1886	0.985	-28	-1.49%
2	9-Jul-92	F5	1869	1.00%	1886	0.991	-17	-0.92%
3	22-Jul-92	F6	1847	0.71%	1890	0.977	-43	-2.25%
4	31-Jul-92	F6	1875	0.70%	1892	0.991	-17	-0.90%
5	5-Aug-92	F5	1865	0.72%	1893	0.985	-28	-1.48%
6	10-Aug-92	F6	1886	0.67%	1895	0.995	-9	-0.47%
7	13-Aug-92	F6	1871	0.73%	1895	0.987	-25	-1.30%
8	13-Aug-92	F6	1850	0.75%	1895	0.976	-46	-2.42%
9	31-Aug-92	F6	1854	0.72%	1900	0.976	-46	-2.43%
10	14-Sep-92	F6	1911	0.89%	1904	1.003	7	0.35%
11	21-Sep-92	F6	1914	0.83%	1906	1.004	8	0.41%

241-Am/239-Pu DATA
3RD QUARTER 1992

EG&G MOUND

#	Date Measured	Instr. ID	Am/239 (ppm)	Uncert. 1 STD	Accepted PPM	Ratio M/A	PPM Error	Percent Error
1	6-Jul-92	GENIE2	1926	1.1%	1885	1.022	41	2.18%
2	11-Aug-92	GENIE2	1906	1.1%	1895	1.006	11	0.56%
3	11-Aug-92	GENIE2	1925	1.5%	1895	1.016	30	1.57%
4	11-Aug-92	GENIE2	1900	1.0%	1895	1.003	5	0.29%
5	12-Aug-92	GENIE2	1895	1.4%	1895	1.000	-1	-0.03%
6	12-Aug-92	GENIE2	1924	1.2%	1895	1.015	28	1.50%
7	13-Aug-92	GENIE2	1912	1.1%	1895	1.009	17	0.87%
8	13-Aug-92	GENIE2	1910	1.1%	1895	1.008	15	0.77%
9	13-Aug-92	GENIE2	1924	1.1%	1895	1.015	29	1.53%
10	13-Aug-92	GENIE2	1903	1.0%	1895	1.004	7	0.37%
11	14-Aug-92	GENIE2	1908	1.0%	1896	1.007	13	0.67%
12	14-Aug-92	GENIE2	1907	1.0%	1896	1.006	11	0.59%
13	20-Aug-92	GENIE2	1907	1.2%	1897	1.005	9	0.49%
14	20-Aug-92	GENIE2	1925	1.7%	1897	1.015	28	1.47%
15	24-Aug-92	GENIE2	1914	1.7%	1898	1.008	16	0.84%

HANFORD

#	Date Measured	Instr. ID	Am/239 (ppm)	Uncert. 1 STD	Accepted PPM	Ratio M/A	PPM Error	Percent Error
1	7-Jul-92	2026	1867	0.35%	1886	0.990	-19	-0.98%
2	7-Jul-92	1985	1858	0.39%	1886	0.985	-27	-1.46%
3	7-Jul-92	2424	1863	0.37%	1886	0.988	-23	-1.21%
4	13-Jul-92	2026	1862	0.40%	1887	0.986	-26	-1.36%
5	13-Jul-92	2424	1883	0.38%	1887	0.998	-4	-0.23%
6	13-Jul-92	1985	1878	0.39%	1887	0.995	-9	-0.47%
7	20-Jul-92	1985	1865	0.40%	1889	0.987	-24	-1.28%
8	20-Jul-92	2026	1870	0.35%	1889	0.990	-20	-1.04%
9	21-Jul-92	2424	1883	0.40%	1889	0.996	-7	-0.35%
10	27-Jul-92	2026	1875	0.37%	1891	0.992	-16	-0.82%
11	28-Jul-92	2424	1869	0.38%	1891	0.988	-22	-1.16%
12	29-Jul-92	1985	1860	0.38%	1891	0.983	-32	-1.67%
13	3-Aug-92	2424	1881	0.36%	1893	0.994	-12	-0.61%
14	3-Aug-92	1985	1894	0.40%	1893	1.001	1	0.07%
15	3-Aug-92	2026	1871	0.35%	1893	0.988	-22	-1.15%
16	10-Aug-92	2026	1871	0.40%	1895	0.988	-23	-1.23%
17	10-Aug-92	2424	1886	0.38%	1895	0.995	-9	-0.47%
18	11-Aug-92	1985	1876	0.38%	1895	0.990	-19	-0.98%
19	17-Aug-92	2026	1875	0.35%	1897	0.988	-22	-1.16%
20	17-Aug-92	2424	1878	0.40%	1897	0.990	-19	-0.99%
21	17-Aug-92	1985	1865	0.40%	1897	0.984	-31	-1.65%
22	24-Aug-92	1985	1870	0.42%	1898	0.985	-28	-1.48%
23	24-Aug-92	2026	1880	0.35%	1898	0.990	-19	-0.99%
24	25-Aug-92	2424	1884	0.39%	1899	0.992	-14	-0.75%
25	31-Aug-92	1985	1864	0.40%	1900	0.981	-36	-1.92%
26	1-Sep-92	2026	1886	0.37%	1901	0.992	-15	-0.78%
27	1-Sep-92	2424	1876	0.39%	1901	0.987	-25	-1.31%
28	8-Sep-92	2026	1886	0.38%	1902	0.991	-17	-0.88%
29	8-Sep-92	2424	1880	0.40%	1902	0.988	-22	-1.17%
30	9-Sep-92	1985	1876	0.36%	1903	0.986	-27	-1.41%
31	14-Sep-92	2026	1877	0.40%	1904	0.986	-27	-1.41%

241-Am/239-Pu DATA
3RD QUARTER 1992

HANFORD

#	Date Measured	Instr. ID	Am/239 (ppm)	Uncert. 1 STD	Accepted PPM	Ratio M/A	PPM Error	Percent Error
32	14-Sep-92	1985	1883	0.35%	1904	0.989	-21	-1.11%
33	15-Sep-92	2424	1884	0.37%	1904	0.990	-20	-1.04%
34	15-Sep-92	1985	1882	0.42%	1904	0.988	-22	-1.16%
35	16-Sep-92	2026	1880	0.39%	1905	0.987	-25	-1.29%
36	21-Sep-92	2026	1876	0.36%	1906	0.984	-30	-1.56%
37	25-Sep-92	2424	1901	0.35%	1907	0.997	-6	-0.31%
38	25-Sep-92	1985	1891	0.39%	1907	0.992	-16	-0.84%

RFP - ANAL. LAB.

#	Date Measured	Instr. ID	Am/239 (ppm)	Uncert. 1 STD	Accepted PPM	Ratio M/A	PPM Error	Percent Error
1	13-Jul-92	ND#1	1898	0.69%	1887	1.006	11	0.57%
2	27-Jul-92	TR#1	1895	1.28%	1891	1.002	4	0.21%
3	27-Jul-92	TR#2	1844	0.66%	1891	0.975	-47	-2.48%
4	18-Aug-92	ND#1	1904	0.75%	1897	1.004	7	0.38%
5	18-Aug-92	TR#1	1877	1.06%	1897	0.990	-20	-1.04%
6	24-Aug-92	TR#1	1900	1.19%	1898	1.001	2	0.08%
7	25-Aug-92	ND#1	1919	0.71%	1899	1.011	20	1.07%
8	8-Sep-92	ND#1	1888	0.72%	1902	0.992	-14	-0.76%
9	8-Sep-92	TR#1	1875	0.88%	1902	0.986	-27	-1.44%
10	9-Sep-92	TR#2	1833	0.84%	1903	0.963	-70	-3.66%
11	10-Sep-92	ND#1	1916	0.66%	1903	1.007	13	0.69%
12	10-Sep-92	TR#2	1896	0.75%	1903	0.996	-7	-0.36%
13	10-Sep-92	TR#1	1865	1.29%	1903	0.980	-38	-1.99%
14	14-Sep-92	TR#2	1862	0.71%	1904	0.978	-42	-2.21%
15	14-Sep-92	TR#1	1899	1.01%	1904	0.997	-5	-0.26%
16	14-Sep-92	ND#1	1946	0.70%	1904	1.022	42	2.21%
17	17-Sep-92	ND#1	1915	1.34%	1905	1.005	10	0.54%
18	17-Sep-92	TR#1	1882	1.11%	1905	0.988	-23	-1.20%
19	17-Sep-92	ND#1	1908	1.30%	1905	1.002	3	0.17%
20	18-Sep-92	TR#1	1910	1.14%	1905	1.003	5	0.26%
21	22-Sep-92	TR#2	1883	0.76%	1906	0.988	-23	-1.21%
22	22-Sep-92	TR#1	1881	1.15%	1906	0.987	-25	-1.32%
23	23-Sep-92	ND#1	1924	1.52%	1906	1.009	18	0.92%
24	28-Sep-92	TR#2	1878	0.70%	1908	0.984	-30	-1.56%
25	28-Sep-92	ND#1	1936	1.26%	1908	1.015	28	1.48%
26	29-Sep-92	ND#1	1937	1.55%	1908	1.015	29	1.52%
27	29-Sep-92	TR#1	1904	1.33%	1908	0.998	-4	-0.21%

SAVANNAH RIVER

NO DATA REPORTED

RESULTS OF ANALYSIS OF PERCENT 238-Pu DATA
Third Quarter 1992

	REPORTING LABORATORY						
	CSL	LLNL	LANL	MOUND	WHO	RFP	SRS
Mean Error (weight %)	0.0010%	-0.0002%	0.0006%	0.0005%	0.0002%	0.0015%	****
Std. Dev. (weight %)	0.0000%	0.0002%	0.0006%	0.0004%	0.0005%	0.0018%	****
Unc. in Mean (weight %)	0.0008%	0.0001%	0.0002%	0.0002%	0.0001%	0.0004%	****
Mean Error (%)	11.06%	-2.29%	6.68%	5.57%	1.68%	16.67%	****
Std. Dev. (%)	0.38%	2.19%	6.15%	4.20%	5.38%	19.61%	****
Unc. in Mean (%)	8.04%	0.74%	2.10%	1.61%	0.61%	3.69%	****
DIFFERENCE FROM LAST PERIOD							
Diff. in Mean Error (wt. %)	*	0.0001%	-0.0001%	0.0000%	-0.0001%	0.0005%	****
Diff. in Std. Dev. (wt. %)	*	0.0000%	-0.0002%	-0.0002%	-0.0001%	-0.0005%	****
Diff. in Mean Error (%)	*	0.79%	-1.06%	-0.01%	-1.44%	5.33%	****
Diff. in Std. Dev. (%)	*	-0.27%	-2.16%	-2.66%	-0.70%	-5.41%	****
Number of Data Points	2	12	11	15	38	27	0

* NO DATA REPORTED FOR THIS MEASUREMENT IN THE PREVIOUS PERIOD

LAWRENCE LIVERMORE – PERCENT 238-PU
4TH QUARTER 1991 – 3RD QUARTER 1992

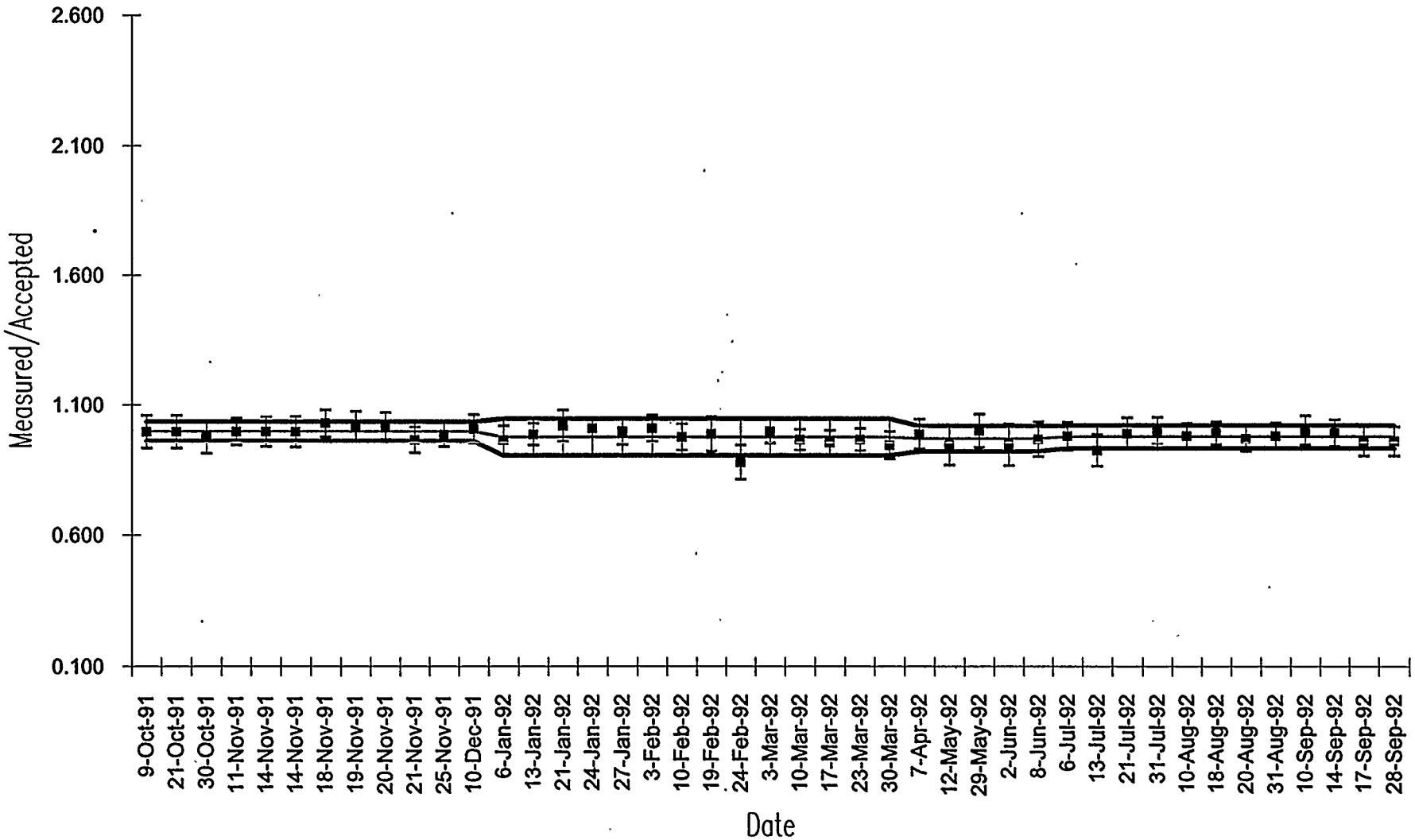

All standard deviation and uncertainty limits are at two-sigma.

WEIGHT PERCENT 238-Pu DATA
3RD QUARTER 1992

RFP - CSL

#	Date Measured	Instr. ID	238-Pu	Uncert. 1 STD	Accepted Weight %	Ratio M/A	Weight % Error	Percent Error
1	17-Jul-92	B	0.0102%	11.34%	0.0092%	1.113	0.0010%	11.33%
2	31-Jul-92	B	0.0102%	11.41%	0.0092%	1.108	0.0010%	10.79%

LLNL

#	Date Measured	Instr. ID	238-Pu	Uncert. 1 STD	Accepted Weight %	Ratio M/A	Weight % Error	Percent Error
1	6-Jul-92	1	0.0090%	2.78%	0.0092%	0.979	-0.0002%	-2.10%
2	13-Jul-92	1	0.0085%	3.33%	0.0092%	0.925	-0.0007%	-7.53%
3	21-Jul-92	1	0.0091%	3.03%	0.0092%	0.990	-0.0001%	-0.98%
4	31-Jul-92	1	0.0092%	2.55%	0.0092%	1.001	0.0000%	0.12%
5	10-Aug-92	1	0.0090%	2.52%	0.0092%	0.980	-0.0002%	-2.03%
6	18-Aug-92	1	0.0091%	2.25%	0.0092%	0.991	-0.0001%	-0.93%
7	20-Aug-92	1	0.0089%	2.54%	0.0092%	0.969	-0.0003%	-3.10%
8	31-Aug-92	1	0.0090%	2.61%	0.0092%	0.980	-0.0002%	-1.99%
9	10-Sep-92	1	0.0092%	2.76%	0.0092%	1.002	0.0000%	0.21%
10	14-Sep-92	1	0.0091%	2.53%	0.0092%	0.991	-0.0001%	-0.87%
11	17-Sep-92	1	0.0088%	2.92%	0.0092%	0.959	-0.0004%	-4.13%
12	28-Sep-92	1	0.0088%	2.91%	0.0092%	0.959	-0.0004%	-4.11%

LANL

#	Date Measured	Instr. ID	238-Pu	Uncert. 1 STD	Accepted Weight %	Ratio M/A	Weight % Error	Percent Error
1	8-Jul-92	F6	0.0095%	7.30%	0.0092%	1.033	0.0003%	3.34%
2	9-Jul-92	F5	0.0098%	9.10%	0.0092%	1.066	0.0006%	6.60%
3	22-Jul-92	F6	0.0087%	6.90%	0.0092%	0.947	-0.0005%	-5.34%
4	31-Jul-92	F6	0.0106%	5.70%	0.0092%	1.154	0.0014%	15.36%
5	5-Aug-92	F5	0.0100%	6.30%	0.0092%	1.088	0.0008%	8.84%
6	10-Aug-92	F6	0.0101%	5.80%	0.0092%	1.099	0.0009%	9.94%
7	13-Aug-92	F6	0.0099%	6.40%	0.0092%	1.078	0.0007%	7.77%
8	13-Aug-92	F6	0.0095%	6.60%	0.0092%	1.034	0.0003%	3.42%
9	31-Aug-92	F6	0.0107%	5.70%	0.0092%	1.165	0.0015%	16.53%
10	14-Sep-92	F6	0.0094%	8.40%	0.0092%	1.024	0.0002%	2.40%
11	21-Sep-92	F6	0.0096%	7.60%	0.0092%	1.046	0.0004%	4.59%

WEIGHT PERCENT 238-Pu DATA
3RD QUARTER 1992

EG&G MOUND

#	Date Measured	Instr. ID	238-Pu	Uncert. 1 STD	Accepted Weight %	Ratio M/A	Weight % Error	Percent Error
1	6-Jul-92	GENIE2	0.0099%	6.0%	0.0092%	1.078	0.0007%	7.76%
2	11-Aug-92	GENIE2	0.0099%	7.1%	0.0092%	1.073	0.0007%	7.35%
3	11-Aug-92	GENIE2	0.0102%	7.7%	0.0092%	1.110	0.0010%	10.97%
4	11-Aug-92	GENIE2	0.0102%	5.9%	0.0092%	1.113	0.0010%	11.27%
5	12-Aug-92	GENIE2	0.0100%	6.4%	0.0092%	1.088	0.0008%	8.76%
6	12-Aug-92	GENIE2	0.0090%	5.8%	0.0092%	0.976	-0.0002%	-2.36%
7	13-Aug-92	GENIE2	0.0099%	5.5%	0.0092%	1.080	0.0007%	7.98%
8	13-Aug-92	GENIE2	0.0097%	5.5%	0.0092%	1.058	0.0005%	5.76%
9	13-Aug-92	GENIE2	0.0095%	5.6%	0.0092%	1.035	0.0003%	3.54%
10	13-Aug-92	GENIE2	0.0092%	7.5%	0.0092%	1.000	0.0000%	0.05%
11	14-Aug-92	GENIE2	0.0093%	6.0%	0.0092%	1.015	0.0001%	1.45%
12	14-Aug-92	GENIE2	0.0095%	7.5%	0.0092%	1.038	0.0003%	3.79%
13	20-Aug-92	GENIE2	0.0092%	5.5%	0.0092%	1.004	0.0000%	0.37%
14	20-Aug-92	GENIE2	0.0099%	5.4%	0.0092%	1.082	0.0007%	8.16%
15	24-Aug-92	GENIE2	0.0100%	5.5%	0.0092%	1.087	0.0008%	8.69%

HANFORD

#	Date Measured	Instr. ID	238-Pu	Uncert. 1 STD	Accepted Weight %	Ratio M/A	Weight % Error	Percent Error
1	7-Jul-92	2026	0.0098%	3.29%	0.0092%	1.066	0.0006%	6.60%
2	7-Jul-92	1985	0.0081%	4.38%	0.0092%	0.881	-0.0011%	-11.89%
3	7-Jul-92	2424	0.0091%	3.65%	0.0092%	0.990	-0.0001%	-1.01%
4	13-Jul-92	2026	0.0102%	3.64%	0.0092%	1.110	0.0010%	10.97%
5	13-Jul-92	2424	0.0089%	3.74%	0.0092%	0.968	-0.0003%	-3.18%
6	13-Jul-92	1985	0.0091%	3.95%	0.0092%	0.990	-0.0001%	-1.00%
7	20-Jul-92	1985	0.0092%	4.01%	0.0092%	1.001	0.0000%	0.10%
8	20-Jul-92	2026	0.0097%	3.31%	0.0092%	1.055	0.0005%	5.54%
9	21-Jul-92	2424	0.0097%	3.68%	0.0092%	1.055	0.0005%	5.54%
10	27-Jul-92	2026	0.0099%	3.46%	0.0092%	1.077	0.0007%	7.73%
11	28-Jul-92	2424	0.0096%	3.57%	0.0092%	1.045	0.0004%	4.47%
12	29-Jul-92	1985	0.0093%	3.70%	0.0092%	1.012	0.0001%	1.21%
13	3-Aug-92	2424	0.0088%	3.66%	0.0092%	0.958	-0.0004%	-4.22%
14	3-Aug-92	1985	0.0089%	4.16%	0.0092%	0.969	-0.0003%	-3.13%
15	3-Aug-92	2026	0.0095%	3.04%	0.0092%	1.034	0.0003%	3.40%
16	10-Aug-92	2026	0.0094%	3.91%	0.0092%	1.023	0.0002%	2.32%
17	10-Aug-92	2424	0.0097%	3.53%	0.0092%	1.056	0.0005%	5.59%
18	11-Aug-92	1985	0.0087%	4.09%	0.0092%	0.947	-0.0005%	-5.29%
19	17-Aug-92	2026	0.0100%	3.23%	0.0092%	1.089	0.0008%	8.87%
20	17-Aug-92	2424	0.0094%	3.79%	0.0092%	1.023	0.0002%	2.34%
21	17-Aug-92	1985	0.0090%	4.08%	0.0092%	0.980	-0.0002%	-2.02%
22	24-Aug-92	1985	0.0087%	4.45%	0.0092%	0.947	-0.0005%	-5.27%
23	24-Aug-92	2026	0.0101%	3.16%	0.0092%	1.100	0.0009%	9.98%
24	25-Aug-92	2424	0.0094%	3.71%	0.0092%	1.024	0.0002%	2.36%
25	31-Aug-92	1985	0.0086%	4.29%	0.0092%	0.937	-0.0006%	-6.34%
26	1-Sep-92	2026	0.0097%	3.45%	0.0092%	1.056	0.0005%	5.64%
27	1-Sep-92	2424	0.0094%	3.70%	0.0092%	1.024	0.0002%	2.37%
28	8-Sep-92	2026	0.0095%	3.72%	0.0092%	1.035	0.0003%	3.48%
29	8-Sep-92	2424	0.0093%	3.85%	0.0092%	1.013	0.0001%	1.30%
30	9-Sep-92	1985	0.0089%	3.77%	0.0092%	0.969	-0.0003%	-3.06%
31	14-Sep-92	2026	0.0087%	4.24%	0.0092%	0.948	-0.0005%	-5.23%

WEIGHT PERCENT 238-Pu DATA
3RD QUARTER 1992

HANFORD

#	Date Measured	Instr. ID	238-Pu	Uncert. 1 STD	Accepted Weight %	Ratio M/A	Weight % Error	Percent Error
32	14-Sep-92	1985	0.0100%	3.29%	0.0092%	1.089	0.0008%	8.94%
33	15-Sep-92	2424	0.0093%	3.56%	0.0092%	1.013	0.0001%	1.31%
34	15-Sep-92	1985	0.0088%	4.39%	0.0092%	0.959	-0.0004%	-4.13%
35	16-Sep-92	2026	0.0100%	3.59%	0.0092%	1.089	0.0008%	8.94%
36	21-Sep-92	2026	0.0100%	3.33%	0.0092%	1.090	0.0008%	8.95%
37	25-Sep-92	2424	0.0091%	3.44%	0.0092%	0.992	-0.0001%	-0.85%
38	25-Sep-92	1985	0.0094%	3.81%	0.0092%	1.024	0.0002%	2.42%

RFP - ANAL. LAB.

#	Date Measured	Instr. ID	238-Pu	Uncert. 1 STD	Accepted Weight %	Ratio M/A	Weight % Error	Percent Error
1	13-Jul-92	ND#1	0.0121%	14.30%	0.0092%	1.315	0.0029%	31.54%
2	27-Jul-92	TR#1	0.0123%	22.10%	0.0092%	1.342	0.0031%	34.16%
3	27-Jul-92	TR#2	0.0110%	8.80%	0.0092%	1.199	0.0018%	19.85%
4	18-Aug-92	ND#1	0.0098%	19.38%	0.0092%	1.070	0.0006%	6.97%
5	18-Aug-92	TR#1	0.0124%	23.55%	0.0092%	1.351	0.0032%	35.14%
6	24-Aug-92	TR#1	0.0095%	25.34%	0.0092%	1.030	0.0003%	2.98%
7	25-Aug-92	ND#1	0.0111%	16.47%	0.0092%	1.213	0.0020%	21.29%
8	8-Sep-92	ND#1	0.0123%	14.64%	0.0092%	1.336	0.0031%	33.62%
9	8-Sep-92	TR#1	0.0120%	18.53%	0.0092%	1.303	0.0028%	30.26%
10	9-Sep-92	TR#2	0.0118%	10.11%	0.0092%	1.284	0.0026%	28.38%
11	10-Sep-92	ND#1	0.0098%	15.92%	0.0092%	1.072	0.0007%	7.16%
12	10-Sep-92	TR#2	0.0108%	11.80%	0.0092%	1.172	0.0016%	17.19%
13	10-Sep-92	TR#1	0.0146%	18.78%	0.0092%	1.588	0.0054%	58.81%
14	14-Sep-92	TR#2	0.0084%	16.50%	0.0092%	0.917	-0.0008%	-8.31%
15	14-Sep-92	TR#1	0.0101%	25.91%	0.0092%	1.102	0.0009%	10.24%
16	14-Sep-92	ND#1	0.0105%	16.87%	0.0092%	1.142	0.0013%	14.17%
17	17-Sep-92	ND#1	0.0117%	12.65%	0.0092%	1.276	0.0025%	27.58%
18	17-Sep-92	TR#1	0.0064%	36.84%	0.0092%	0.694	-0.0028%	-30.63%
19	17-Sep-92	ND#1	0.0124%	16.00%	0.0092%	1.354	0.0033%	35.41%
20	18-Sep-92	TR#1	0.0130%	17.55%	0.0092%	1.417	0.0038%	41.69%
21	22-Sep-92	TR#2	0.0084%	14.98%	0.0092%	0.919	-0.0007%	-8.06%
22	22-Sep-92	TR#1	0.0081%	31.18%	0.0092%	0.886	-0.0010%	-11.43%
23	23-Sep-92	ND#1	0.0082%	19.34%	0.0092%	0.896	-0.0010%	-10.43%
24	28-Sep-92	TR#2	0.0102%	10.93%	0.0092%	1.111	0.0010%	11.08%
25	28-Sep-92	ND#1	0.0116%	15.02%	0.0092%	1.262	0.0024%	26.21%
26	29-Sep-92	ND#1	0.0108%	14.63%	0.0092%	1.172	0.0016%	17.16%
27	29-Sep-92	TR#1	0.0099%	22.17%	0.0092%	1.080	0.0007%	8.02%

SAVANNAH RIVER

NO DATA REPORTED

RESULTS OF ANALYSIS OF PERCENT 239-Pu DATA
Third Quarter 1992

	REPORTING LABORATORY						
	CSL	LLNL	LANL	MOUND	WHO	RFP	SRS
Mean Error (weight %)	-0.0944%	0.4150%	0.3749%	0.0076%	-0.0573%	0.0310%	****
Std. Dev. (weight %)	0.0139%	0.0156%	0.1122%	0.1219%	0.0326%	0.1201%	****
Inc. in Mean (weight %)	0.1988%	0.0057%	0.0322%	0.0388%	0.0046%	0.0356%	****
Mean Error (%)	-0.10%	0.44%	0.40%	0.01%	-0.06%	0.03%	****
Std. Dev. (%)	0.01%	0.02%	0.12%	0.13%	0.03%	0.13%	****
Inc. in Mean (%)	0.21%	0.01%	0.03%	0.04%	0.00%	0.04%	****
DIFFERENCE FROM LAST PERIOD							
Diff. in Mean Error (wt. %)	*	0.0054%	0.0315%	0.0346%	-0.0186%	0.0223%	****
Diff. in Std. Dev. (wt. %)	*	-0.0086%	-0.0156%	-0.0189%	-0.0096%	-0.0354%	****
Diff. in Mean Error (%)	*	0.00%	0.03%	0.04%	-0.02%	0.02%	****
Diff. in Std. Dev. (%)	*	-0.01%	-0.02%	-0.02%	-0.01%	-0.04%	****
Number of Data Points	2	12	11	15	38	27	0

* NO DATA REPORTED FOR THIS MEASUREMENT IN THE PREVIOUS PERIOD

LAWRENCE LIVERMORE - PERCENT 239-PU
4TH QUARTER 1991 - 3RD QUARTER 1992

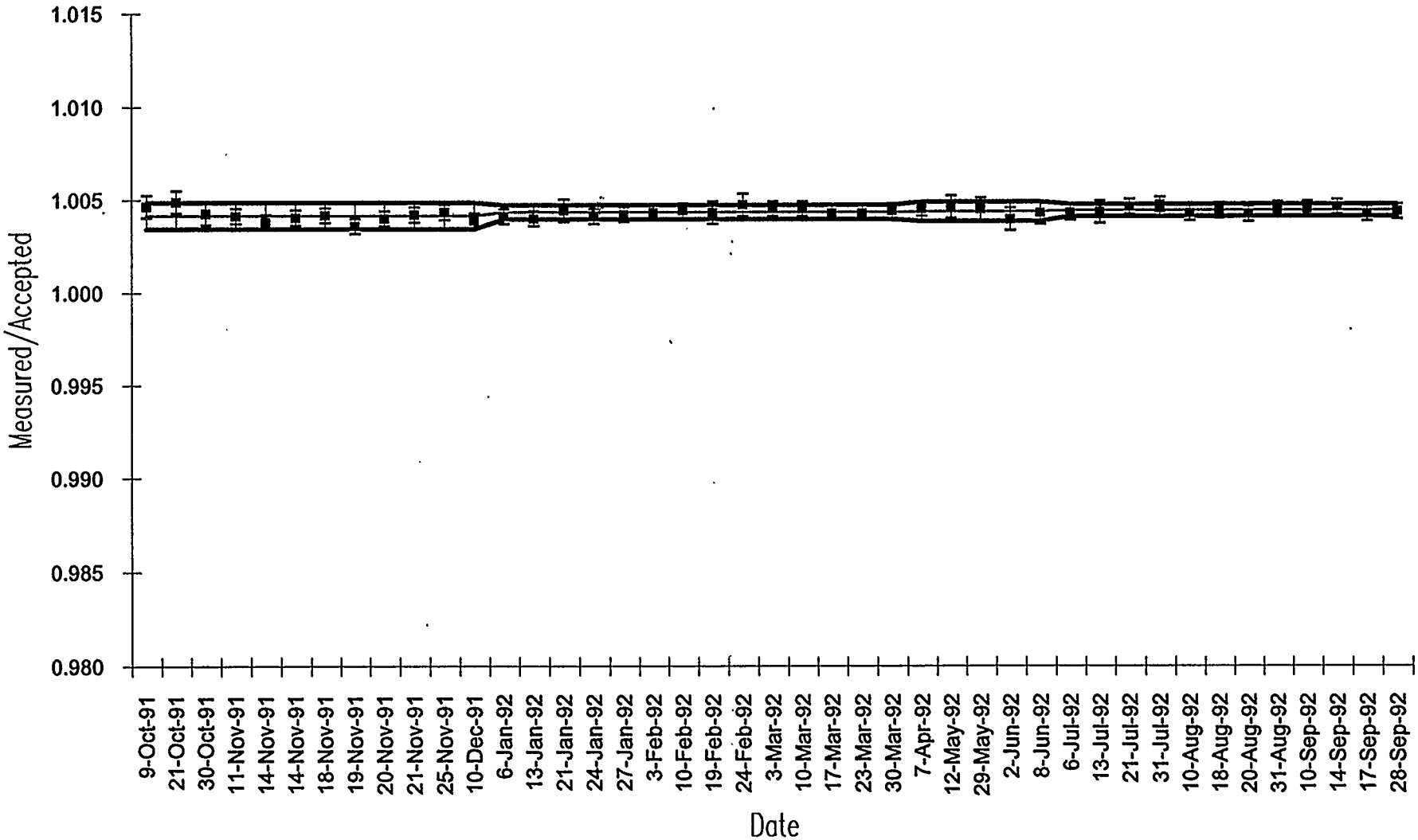

All standard deviation and uncertainty limits are at two-sigma.

WEIGHT PERCENT 239-Pu DATA
3RD QUARTER 1992

RFP - CSL

#	Date Measured	Instr. ID	239-Pu	Uncert. 1 STD	Accepted Weight %	Ratio M/A	Weight % Error	Percent Error
1	17-Jul-92	B	93.8193%	0.30%	93.9038%	0.999	-0.0845%	-0.09%
2	31-Jul-92	B	93.7999%	0.30%	93.9042%	0.999	-0.1042%	-0.11%

LLNL

#	Date Measured	Instr. ID	239-Pu	Uncert. 1 STD	Accepted Weight %	Ratio M/A	Weight % Error	Percent Error
1	6-Jul-92	1	93.9143%	0.02%	93.5097%	1.004	0.4046%	0.43%
2	13-Jul-92	1	93.9160%	0.03%	93.5099%	1.004	0.4061%	0.43%
3	21-Jul-92	1	93.9432%	0.02%	93.5101%	1.005	0.4331%	0.46%
4	31-Jul-92	1	93.9546%	0.02%	93.5103%	1.005	0.4443%	0.48%
5	10-Aug-92	1	93.9105%	0.02%	93.5106%	1.004	0.3999%	0.43%
6	18-Aug-92	1	93.9257%	0.02%	93.5108%	1.004	0.4149%	0.44%
7	20-Aug-92	1	93.9072%	0.02%	93.5108%	1.004	0.3964%	0.42%
8	31-Aug-92	1	93.9316%	0.02%	93.5111%	1.004	0.4205%	0.45%
9	10-Sep-92	1	93.9335%	0.02%	93.5114%	1.005	0.4221%	0.45%
10	14-Sep-92	1	93.9437%	0.02%	93.5115%	1.005	0.4322%	0.46%
11	17-Sep-92	1	93.9092%	0.02%	93.5116%	1.004	0.3976%	0.43%
12	28-Sep-92	1	93.9200%	0.02%	93.5118%	1.004	0.4082%	0.44%

LANL

#	Date Measured	Instr. ID	239-Pu	Uncert. 1 STD	Accepted Weight %	Ratio M/A	Weight % Error	Percent Error
1	8-Jul-92	F6	94.0600%	0.12%	93.5097%	1.006	0.5503%	0.59%
2	9-Jul-92	F5	93.7700%	0.15%	93.5098%	1.003	0.2602%	0.28%
3	22-Jul-92	F6	94.0100%	0.10%	93.5101%	1.005	0.4999%	0.53%
4	31-Jul-92	F6	93.9900%	0.10%	93.5103%	1.005	0.4797%	0.51%
5	5-Aug-92	F5	93.7800%	0.11%	93.5105%	1.003	0.2695%	0.29%
6	10-Aug-92	F6	93.8200%	0.10%	93.5106%	1.003	0.3094%	0.33%
7	13-Aug-92	F6	93.7700%	0.10%	93.5107%	1.003	0.2593%	0.28%
8	13-Aug-92	F6	93.7700%	0.11%	93.5107%	1.003	0.2593%	0.28%
9	31-Aug-92	F6	93.8700%	0.10%	93.5111%	1.004	0.3589%	0.38%
10	14-Sep-92	F6	94.0000%	0.13%	93.5115%	1.005	0.4885%	0.52%
11	21-Sep-92	F6	93.9000%	0.12%	93.5117%	1.004	0.3883%	0.42%

WEIGHT PERCENT 239-Pu DATA
3RD QUARTER 1992

EG&G MOUND

#	Date Measured	Instr. ID	239-Pu	Uncert. 1 STD	Accepted Weight %	Ratio M/A	Weight % Error	Percent Error
1	6-Jul-92	GENIE2	94.1236%	0.2%	93.9035%	1.002	0.2201%	0.23%
2	11-Aug-92	GENIE2	94.0450%	0.1%	93.9045%	1.001	0.1405%	0.15%
3	11-Aug-92	GENIE2	94.0882%	0.2%	93.9045%	1.002	0.1838%	0.20%
4	11-Aug-92	GENIE2	93.7423%	0.1%	93.9045%	0.998	-0.1622%	-0.17%
5	12-Aug-92	GENIE2	94.0343%	0.2%	93.9045%	1.001	0.1298%	0.14%
6	12-Aug-92	GENIE2	93.8209%	0.1%	93.9045%	0.999	-0.0836%	-0.09%
7	13-Aug-92	GENIE2	93.7057%	0.1%	93.9045%	0.998	-0.1988%	-0.21%
8	13-Aug-92	GENIE2	93.8110%	0.1%	93.9045%	0.999	-0.0935%	-0.10%
9	13-Aug-92	GENIE2	93.9188%	0.1%	93.9045%	1.000	0.0143%	0.02%
10	13-Aug-92	GENIE2	93.8887%	0.1%	93.9045%	1.000	-0.0158%	-0.02%
11	14-Aug-92	GENIE2	93.9589%	0.1%	93.9045%	1.001	0.0543%	0.06%
12	14-Aug-92	GENIE2	93.8609%	0.1%	93.9045%	1.000	-0.0436%	-0.05%
13	20-Aug-92	GENIE2	93.8925%	0.1%	93.9047%	1.000	-0.0122%	-0.01%
14	20-Aug-92	GENIE2	93.9332%	0.2%	93.9047%	1.000	0.0285%	0.03%
15	24-Aug-92	GENIE2	93.8563%	0.2%	93.9048%	0.999	-0.0485%	-0.05%

HANFORD

#	Date Measured	Instr. ID	239-Pu	Uncert. 1 STD	Accepted Weight %	Ratio M/A	Weight % Error	Percent Error
1	7-Jul-92	2026	93.8520%	0.03%	93.9036%	0.999	-0.0516%	-0.05%
2	7-Jul-92	1985	93.8766%	0.03%	93.9036%	1.000	-0.0270%	-0.03%
3	7-Jul-92	2424	93.8594%	0.03%	93.9036%	1.000	-0.0442%	-0.05%
4	13-Jul-92	2026	93.8661%	0.03%	93.9037%	1.000	-0.0376%	-0.04%
5	13-Jul-92	2424	93.8518%	0.03%	93.9037%	0.999	-0.0519%	-0.06%
6	13-Jul-92	1985	93.8141%	0.03%	93.9037%	0.999	-0.0896%	-0.10%
7	20-Jul-92	1985	93.8537%	0.03%	93.9039%	0.999	-0.0502%	-0.05%
8	20-Jul-92	2026	93.7829%	0.03%	93.9039%	0.999	-0.1210%	-0.13%
9	21-Jul-92	2424	93.8122%	0.03%	93.9039%	0.999	-0.0917%	-0.10%
10	27-Jul-92	2026	93.8070%	0.03%	93.9041%	0.999	-0.0971%	-0.10%
11	28-Jul-92	2424	93.9040%	0.03%	93.9041%	1.000	-0.0001%	0.00%
12	29-Jul-92	1985	93.8946%	0.03%	93.9041%	1.000	-0.0095%	-0.01%
13	3-Aug-92	2424	93.8302%	0.03%	93.9042%	0.999	-0.0740%	-0.08%
14	3-Aug-92	1985	93.8740%	0.03%	93.9042%	1.000	-0.0302%	-0.03%
15	3-Aug-92	2026	93.8662%	0.03%	93.9042%	1.000	-0.0380%	-0.04%
16	10-Aug-92	2026	93.8459%	0.03%	93.9044%	0.999	-0.0585%	-0.06%
17	10-Aug-92	2424	93.8179%	0.03%	93.9044%	0.999	-0.0865%	-0.09%
18	11-Aug-92	1985	93.8636%	0.03%	93.9045%	1.000	-0.0409%	-0.04%
19	17-Aug-92	2026	93.7952%	0.03%	93.9046%	0.999	-0.1094%	-0.12%
20	17-Aug-92	2424	93.8478%	0.03%	93.9046%	0.999	-0.0568%	-0.06%
21	17-Aug-92	1985	93.8367%	0.03%	93.9046%	0.999	-0.0679%	-0.07%
22	24-Aug-92	1985	93.9052%	0.03%	93.9048%	1.000	0.0004%	0.00%
23	24-Aug-92	2026	93.8097%	0.03%	93.9048%	0.999	-0.0951%	-0.10%
24	25-Aug-92	2424	93.8301%	0.03%	93.9048%	0.999	-0.0747%	-0.08%
25	31-Aug-92	1985	93.8592%	0.03%	93.9050%	1.000	-0.0458%	-0.05%
26	1-Sep-92	2026	93.8183%	0.03%	93.9050%	0.999	-0.0867%	-0.09%
27	1-Sep-92	2424	93.8484%	0.03%	93.9050%	0.999	-0.0566%	-0.06%
28	8-Sep-92	2026	93.8224%	0.03%	93.9052%	0.999	-0.0828%	-0.09%
29	8-Sep-92	2424	93.8857%	0.03%	93.9052%	1.000	-0.0195%	-0.02%
30	9-Sep-92	1985	93.8864%	0.03%	93.9052%	1.000	-0.0188%	-0.02%
31	14-Sep-92	2026	93.8205%	0.03%	93.9053%	0.999	-0.0848%	-0.09%

WEIGHT PERCENT 239-Pu DATA
3RD QUARTER 1992

HANFORD

#	Date Measured	Instr. ID	239-Pu	Uncert. 1 STD	Accepted Weight %	Ratio M/A	Weight % Error	Percent Error
32	14-Sep-92	1985	93.8531%	0.03%	93.9053%	0.999	-0.0522%	-0.06%
33	15-Sep-92	2424	93.8844%	0.03%	93.9054%	1.000	-0.0210%	-0.02%
34	15-Sep-92	1985	93.8919%	0.03%	93.9054%	1.000	-0.0135%	-0.01%
35	16-Sep-92	2026	93.7884%	0.03%	93.9054%	0.999	-0.1170%	-0.12%
36	21-Sep-92	2026	93.8190%	0.03%	93.9055%	0.999	-0.0865%	-0.09%
37	25-Sep-92	2424	93.8451%	0.03%	93.9056%	0.999	-0.0605%	-0.06%
38	25-Sep-92	1985	93.8783%	0.03%	93.9056%	1.000	-0.0273%	-0.03%

RFP - ANAL. LAB.

#	Date Measured	Instr. ID	239-Pu	Uncert. 1 STD	Accepted Weight %	Ratio M/A	Weight % Error	Percent Error
1	13-Jul-92	ND#1	94.1244%	0.12%	93.9037%	1.002	0.2207%	0.23%
2	27-Jul-92	TR#1	93.7892%	0.27%	93.9041%	0.999	-0.1149%	-0.12%
3	27-Jul-92	TR#2	93.7298%	0.13%	93.9041%	0.998	-0.1743%	-0.19%
4	18-Aug-92	ND#1	93.9702%	0.13%	93.9046%	1.001	0.0655%	0.07%
5	18-Aug-92	TR#1	93.7234%	0.22%	93.9046%	0.998	-0.1812%	-0.19%
6	24-Aug-92	TR#1	94.0346%	0.23%	93.9048%	1.001	0.1298%	0.14%
7	25-Aug-92	ND#1	93.9947%	0.12%	93.9048%	1.001	0.0899%	0.10%
8	8-Sep-92	ND#1	94.0385%	0.12%	93.9052%	1.001	0.1333%	0.14%
9	8-Sep-92	TR#1	93.8221%	0.15%	93.9052%	0.999	-0.0831%	-0.09%
10	9-Sep-92	TR#2	93.9361%	0.19%	93.9052%	1.000	0.0309%	0.03%
11	10-Sep-92	ND#1	94.0931%	0.12%	93.9052%	1.002	0.1878%	0.20%
12	10-Sep-92	TR#2	93.9516%	0.13%	93.9052%	1.000	0.0464%	0.05%
13	10-Sep-92	TR#1	93.8531%	0.29%	93.9052%	0.999	-0.0521%	-0.06%
14	14-Sep-92	TR#2	93.9168%	0.13%	93.9053%	1.000	0.0115%	0.01%
15	14-Sep-92	TR#1	94.0971%	0.19%	93.9053%	1.002	0.1917%	0.20%
16	14-Sep-92	ND#1	93.9690%	0.12%	93.9053%	1.001	0.0637%	0.07%
17	17-Sep-92	ND#1	94.0828%	0.24%	93.9054%	1.002	0.1774%	0.19%
18	17-Sep-92	TR#1	94.0323%	0.21%	93.9054%	1.001	0.1268%	0.14%
19	17-Sep-92	ND#1	93.8504%	0.23%	93.9054%	0.999	-0.0550%	-0.06%
20	18-Sep-92	TR#1	93.9600%	0.24%	93.9054%	1.001	0.0546%	0.06%
21	22-Sep-92	TR#2	94.1510%	0.13%	93.9055%	1.003	0.2455%	0.26%
22	22-Sep-92	TR#1	93.8327%	0.22%	93.9055%	0.999	-0.0728%	-0.08%
23	23-Sep-92	ND#1	93.8058%	0.26%	93.9056%	0.999	-0.0998%	-0.11%
24	28-Sep-92	TR#2	93.9183%	0.13%	93.9057%	1.000	0.0126%	0.01%
25	28-Sep-92	ND#1	93.8027%	0.23%	93.9057%	0.999	-0.1030%	-0.11%
26	29-Sep-92	ND#1	93.8880%	0.26%	93.9057%	1.000	-0.0177%	-0.02%
27	29-Sep-92	TR#1	93.9075%	0.27%	93.9057%	1.000	0.0018%	0.00%

SAVANNAH RIVER

NO DATA REPORTED

ESULTS OF ANALYSIS OF PERCENT 240-Pu DATA
hird Quarter 1992

	REPORTING LABORATORY						
	CSL	LLNL	LANL	MOUND	WHO	RFP	SRS
ean Error (weight %)	0.1013%	-0.0195%	0.0111%	0.0217%	0.0641%	-0.0039%	****
d. Dev. (weight %)	0.0137%	0.0155%	0.1032%	0.1223%	0.0320%	0.1203%	****
ıc. in Mean (weight %)	0.2249%	0.0061%	0.0323%	0.0438%	0.0047%	0.0402%	****
ean Error (%)	1.73%	-0.33%	0.19%	0.37%	1.09%	-0.07%	****
d. Dev. (%)	0.23%	0.26%	1.76%	2.09%	0.55%	2.05%	****
ıc. in Mean (%)	3.77%	0.10%	0.55%	0.75%	0.08%	0.68%	****
FFERENCE FROM LAST PERIOD							
ff. in Mean Error (wt. %)	*	-0.0048%	-0.0174%	-0.0348%	0.0188%	-0.0225%	****
ff. in Std. Dev. (wt. %)	*	-0.0072%	0.0054%	-0.0185%	-0.0099%	-0.0352%	****
ff. in Mean Error (%)	*	-0.08%	-0.30%	-0.59%	0.32%	-0.39%	****
ff. in Std. Dev. (%)	*	-0.13%	0.09%	-0.31%	-0.16%	-0.60%	****
ımber of Data Points	2	12	11	15	38	27	0

NO DATA REPORTED FOR THIS MEASUREMENT IN THE PREVIOUS PERIOD

LAWRENCE LIVERMORE – PERCENT 240–PU
4TH QUARTER 1991 – 3RD QUARTER 1992

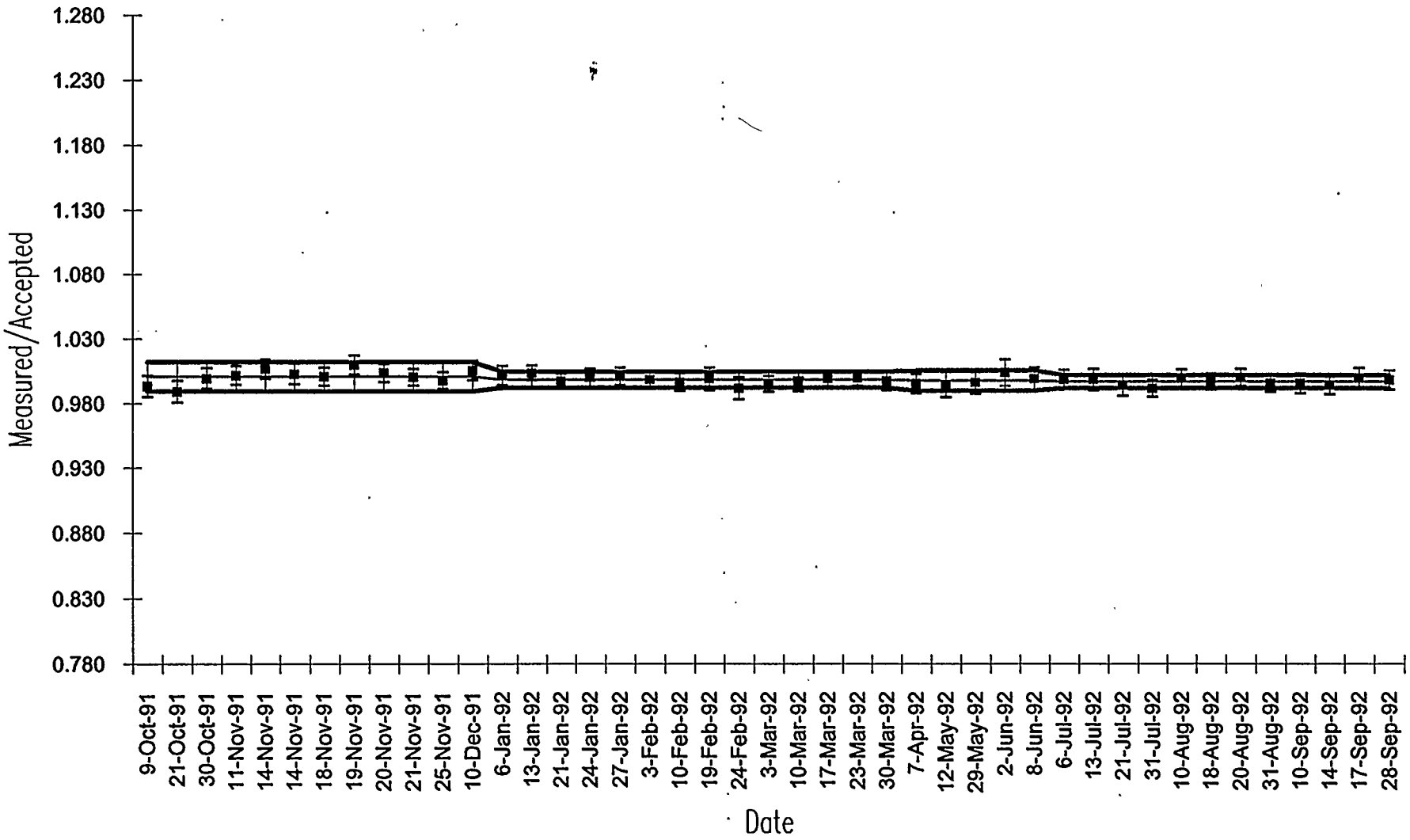

All standard deviation and uncertainty limits are at two-sigma.

WEIGHT PERCENT 240-Pu DATA
3RD QUARTER 1992

RFP - CSL

#	Date Measured	Instr. ID	240-Pu	Uncert. 1 STD	Accepted Weight %	Ratio M/A	Weight % Error	Percent Error
1	17-Jul-92	B	5.9523%	5.33%	5.8607%	1.016	0.0916%	1.56%
2	31-Jul-92	B	5.9716%	5.33%	5.8607%	1.019	0.1109%	1.89%

LLNL

#	Date Measured	Instr. ID	240-Pu	Uncert. 1 STD	Accepted Weight %	Ratio M/A	Weight % Error	Percent Error
1	6-Jul-92	1	5.8511%	0.36%	5.8607%	0.998	-0.0096%	-0.16%
2	13-Jul-92	1	5.8507%	0.41%	5.8607%	0.998	-0.0100%	-0.17%
3	21-Jul-92	1	5.8246%	0.40%	5.8607%	0.994	-0.0361%	-0.62%
4	31-Jul-92	1	5.8117%	0.34%	5.8607%	0.992	-0.0490%	-0.84%
5	10-Aug-92	1	5.8567%	0.34%	5.8607%	0.999	-0.0040%	-0.07%
6	18-Aug-92	1	5.8412%	0.31%	5.8607%	0.997	-0.0195%	-0.33%
7	20-Aug-92	1	5.8595%	0.34%	5.8607%	1.000	-0.0012%	-0.02%
8	31-Aug-92	1	5.8353%	0.35%	5.8607%	0.996	-0.0254%	-0.43%
9	10-Sep-92	1	5.8336%	0.38%	5.8607%	0.995	-0.0271%	-0.46%
10	14-Sep-92	1	5.8243%	0.34%	5.8607%	0.994	-0.0364%	-0.62%
11	17-Sep-92	1	5.8583%	0.38%	5.8607%	1.000	-0.0024%	-0.04%
12	28-Sep-92	1	5.8480%	0.38%	5.8607%	0.998	-0.0127%	-0.22%

LANL

#	Date Measured	Instr. ID	240-Pu	Uncert. 1 STD	Accepted Weight %	Ratio M/A	Weight % Error	Percent Error
1	8-Jul-92	F6	5.7100%	1.92%	5.8607%	0.974	-0.1507%	-2.57%
2	9-Jul-92	F5	5.9900%	2.34%	5.8607%	1.022	0.1293%	2.21%
3	22-Jul-92	F6	5.7600%	1.64%	5.8607%	0.983	-0.1007%	-1.72%
4	31-Jul-92	F6	5.7700%	1.67%	5.8607%	0.985	-0.0907%	-1.55%
5	5-Aug-92	F5	5.9800%	1.66%	5.8607%	1.020	0.1193%	2.04%
6	10-Aug-92	F6	5.9500%	1.55%	5.8607%	1.015	0.0893%	1.52%
7	13-Aug-92	F6	6.0000%	1.65%	5.8607%	1.024	0.1393%	2.38%
8	13-Aug-92	F6	5.8800%	1.69%	5.8607%	1.003	0.0193%	0.33%
9	31-Aug-92	F6	5.9000%	1.63%	5.8607%	1.007	0.0393%	0.67%
10	14-Sep-92	F6	5.7800%	2.18%	5.8607%	0.986	-0.0807%	-1.38%
11	21-Sep-92	F6	5.8700%	1.95%	5.8607%	1.002	0.0093%	0.16%

WEIGHT PERCENT 240-Pu DATA
3RD QUARTER 1992

EG&G MOUND

#	Date Measured	Instr. ID	240-Pu	Uncert. 1 STD	Accepted Weight %	Ratio M/A	Weight % Error	Percent Error
1	6-Jul-92	GENIE2	5.6687%	4.3%	5.8607%	0.967	-0.1919%	-3.28%
2	11-Aug-92	GENIE2	5.7497%	2.3%	5.8607%	0.981	-0.1110%	-1.89%
3	11-Aug-92	GENIE2	5.7052%	3.4%	5.8607%	0.973	-0.1555%	-2.65%
4	11-Aug-92	GENIE2	6.0518%	2.2%	5.8607%	1.033	0.1911%	3.26%
5	12-Aug-92	GENIE2	5.7585%	4.1%	5.8607%	0.983	-0.1022%	-1.74%
6	12-Aug-92	GENIE2	5.9751%	2.3%	5.8607%	1.020	0.1144%	1.95%
7	13-Aug-92	GENIE2	6.0889%	2.5%	5.8607%	1.039	0.2282%	3.89%
8	13-Aug-92	GENIE2	5.9834%	2.6%	5.8607%	1.021	0.1227%	2.09%
9	13-Aug-92	GENIE2	5.8764%	2.6%	5.8607%	1.003	0.0157%	0.27%
10	13-Aug-92	GENIE2	5.9064%	2.6%	5.8607%	1.008	0.0457%	0.78%
11	14-Aug-92	GENIE2	5.8359%	2.3%	5.8607%	0.996	-0.0248%	-0.42%
12	14-Aug-92	GENIE2	5.9336%	2.3%	5.8607%	1.012	0.0729%	1.24%
13	20-Aug-92	GENIE2	5.9030%	2.3%	5.8607%	1.007	0.0423%	0.72%
14	20-Aug-92	GENIE2	5.8609%	3.2%	5.8607%	1.000	0.0002%	0.00%
15	24-Aug-92	GENIE2	5.9379%	3.3%	5.8607%	1.013	0.0772%	1.32%

HANFORD

#	Date Measured	Instr. ID	240-Pu	Uncert. 1 STD	Accepted Weight %	Ratio M/A	Weight % Error	Percent Error
1	7-Jul-92	2026	5.9180%	0.45%	5.8607%	1.010	0.0573%	0.98%
2	7-Jul-92	1985	5.8971%	0.50%	5.8607%	1.006	0.0364%	0.62%
3	7-Jul-92	2424	5.9125%	0.48%	5.8607%	1.009	0.0518%	0.88%
4	13-Jul-92	2026	5.9030%	0.51%	5.8607%	1.007	0.0423%	0.72%
5	13-Jul-92	2424	5.9199%	0.48%	5.8607%	1.010	0.0592%	1.01%
6	13-Jul-92	1985	5.9577%	0.50%	5.8607%	1.017	0.0970%	1.66%
7	20-Jul-92	1985	5.9190%	0.51%	5.8607%	1.010	0.0583%	0.99%
8	20-Jul-92	2026	5.9868%	0.44%	5.8607%	1.022	0.1261%	2.15%
9	21-Jul-92	2424	5.9585%	0.50%	5.8607%	1.017	0.0978%	1.67%
10	27-Jul-92	2026	5.9629%	0.47%	5.8607%	1.017	0.1022%	1.74%
11	28-Jul-92	2424	5.8679%	0.49%	5.8607%	1.001	0.0072%	0.12%
12	29-Jul-92	1985	5.8776%	0.48%	5.8607%	1.003	0.0169%	0.29%
13	3-Aug-92	2424	5.9414%	0.46%	5.8607%	1.014	0.0807%	1.38%
14	3-Aug-92	1985	5.8991%	0.52%	5.8607%	1.007	0.0384%	0.66%
15	3-Aug-92	2026	5.9044%	0.45%	5.8607%	1.007	0.0437%	0.75%
16	10-Aug-92	2026	5.9266%	0.51%	5.8607%	1.011	0.0659%	1.12%
17	10-Aug-92	2424	5.9525%	0.49%	5.8607%	1.016	0.0918%	1.57%
18	11-Aug-92	1985	5.9093%	0.49%	5.8607%	1.008	0.0486%	0.83%
19	17-Aug-92	2026	5.9761%	0.45%	5.8607%	1.020	0.1154%	1.97%
20	17-Aug-92	2424	5.9242%	0.51%	5.8607%	1.011	0.0635%	1.08%
21	17-Aug-92	1985	5.9360%	0.51%	5.8607%	1.013	0.0753%	1.28%
22	24-Aug-92	1985	5.8692%	0.55%	5.8607%	1.001	0.0085%	0.14%
23	24-Aug-92	2026	5.9604%	0.44%	5.8607%	1.017	0.0997%	1.70%
24	25-Aug-92	2424	5.9420%	0.49%	5.8607%	1.014	0.0813%	1.39%
25	31-Aug-92	1985	5.9133%	0.52%	5.8607%	1.009	0.0526%	0.90%
26	1-Sep-92	2026	5.9537%	0.47%	5.8607%	1.016	0.0930%	1.59%
27	1-Sep-92	2424	5.9249%	0.49%	5.8607%	1.011	0.0642%	1.10%
28	8-Sep-92	2026	5.9505%	0.49%	5.8607%	1.015	0.0898%	1.53%
29	8-Sep-92	2424	5.8871%	0.51%	5.8607%	1.005	0.0264%	0.45%
30	9-Sep-92	1985	5.8869%	0.47%	5.8607%	1.004	0.0262%	0.45%
31	14-Sep-92	2026	5.9532%	0.52%	5.8607%	1.016	0.0925%	1.58%

WEIGHT PERCENT 240-Pu DATA
3RD QUARTER 1992

HANFORD

#	Date Measured	Instr. ID	240-Pu	Uncert. 1 STD	Accepted Weight %	Ratio M/A	Weight % Error	Percent Error
32	14-Sep-92	1985	5.9194%	0.45%	5.8607%	1.010	0.0587%	1.00%
33	15-Sep-92	2424	5.8888%	0.47%	5.8607%	1.005	0.0281%	0.48%
34	15-Sep-92	1985	5.8820%	0.54%	5.8607%	1.004	0.0213%	0.36%
35	16-Sep-92	2026	5.9842%	0.50%	5.8607%	1.021	0.1235%	2.11%
36	21-Sep-92	2026	5.9529%	0.46%	5.8607%	1.016	0.0922%	1.57%
37	25-Sep-92	2424	5.9271%	0.45%	5.8607%	1.011	0.0664%	1.13%
38	25-Sep-92	1985	5.8947%	0.50%	5.8607%	1.006	0.0340%	0.58%

RFP - ANAL. LAB.

#	Date Measured	Instr. ID	240-Pu	Uncert. 1 STD	Accepted Weight %	Ratio M/A	Weight % Error	Percent Error
1	13-Jul-92	ND#1	5.6652%	2.22%	5.8607%	0.967	-0.1955%	-3.34%
2	27-Jul-92	TR#1	6.0047%	4.74%	5.8607%	1.025	0.1440%	2.46%
3	27-Jul-92	TR#2	6.0631%	2.23%	5.8607%	1.035	0.2024%	3.45%
4	18-Aug-92	ND#1	5.8231%	2.28%	5.8607%	0.994	-0.0376%	-0.64%
5	18-Aug-92	TR#1	6.0694%	3.78%	5.8607%	1.036	0.2087%	3.56%
6	24-Aug-92	TR#1	5.7595%	4.20%	5.8607%	0.983	-0.1012%	-1.73%
7	25-Aug-92	ND#1	5.7970%	2.28%	5.8607%	0.989	-0.0637%	-1.09%
8	8-Sep-92	ND#1	5.7525%	2.17%	5.8607%	0.982	-0.1083%	-1.85%
9	8-Sep-92	TR#1	5.9724%	2.73%	5.8607%	1.019	0.1117%	1.91%
10	9-Sep-92	TR#2	5.8542%	3.38%	5.8607%	0.999	-0.0065%	-0.11%
11	10-Sep-92	ND#1	5.7000%	2.16%	5.8607%	0.973	-0.1607%	-2.74%
12	10-Sep-92	TR#2	5.8411%	2.39%	5.8607%	0.997	-0.0196%	-0.33%
13	10-Sep-92	TR#1	5.9342%	5.25%	5.8607%	1.013	0.0735%	1.25%
14	14-Sep-92	TR#2	5.8795%	2.39%	5.8607%	1.003	0.0188%	0.32%
15	14-Sep-92	TR#1	5.6981%	3.45%	5.8607%	0.972	-0.1626%	-2.77%
16	14-Sep-92	ND#1	5.8243%	2.22%	5.8607%	0.994	-0.0365%	-0.62%
17	17-Sep-92	ND#1	5.7087%	4.38%	5.8607%	0.974	-0.1520%	-2.59%
18	17-Sep-92	TR#1	5.7641%	3.90%	5.8607%	0.984	-0.0967%	-1.65%
19	17-Sep-92	ND#1	5.9445%	4.05%	5.8607%	1.014	0.0838%	1.43%
20	18-Sep-92	TR#1	5.8296%	4.31%	5.8607%	0.995	-0.0311%	-0.53%
21	22-Sep-92	TR#2	5.6427%	2.53%	5.8607%	0.963	-0.2180%	-3.72%
22	22-Sep-92	TR#1	5.9633%	3.96%	5.8607%	1.017	0.1026%	1.75%
23	23-Sep-92	ND#1	5.9898%	4.66%	5.8607%	1.022	0.1291%	2.20%
24	28-Sep-92	TR#2	5.8748%	2.37%	5.8607%	1.002	0.0141%	0.24%
25	28-Sep-92	ND#1	5.9871%	4.03%	5.8607%	1.022	0.1264%	2.16%
26	29-Sep-92	ND#1	5.9021%	4.76%	5.8607%	1.007	0.0414%	0.71%
27	29-Sep-92	TR#1	5.8880%	4.86%	5.8607%	1.005	0.0272%	0.46%

SAVANNAH RIVER

NO DATA REPORTED

RESULTS OF ANALYSIS OF PERCENT 241-Pu DATA
Third Quarter 1992

	REPORTING LABORATORY						
	CSL	LLNL	LANL	MOUND	WHO	RFP	SRS
Mean Error (weight %)	-0.0002%	-0.0014%	0.0001%	-0.0006%	-0.0008%	0.0005%	****
Std. Dev. (weight %)	0.0003%	0.0006%	0.0006%	0.0006%	0.0007%	0.0017%	****
Unc. in Mean (weight %)	0.0051%	0.0002%	0.0001%	0.0010%	0.0001%	0.0010%	****
Mean Error (%)	-0.12%	-0.70%	0.06%	-0.32%	-0.39%	0.28%	****
Std. Dev. (%)	0.13%	0.31%	0.31%	0.29%	0.36%	0.88%	****
Unc. in Mean (%)	2.62%	0.08%	0.05%	0.53%	0.06%	0.50%	****
DIFFERENCE FROM LAST PERIOD							
Diff. in Mean Error (wt. %)	*	0.0003%	-0.0004%	0.0003%	-0.0002%	-0.0003%	****
Diff. in Std. Dev. (wt. %)	*	0.0003%	0.0001%	0.0001%	-0.0004%	-0.0020%	****
Diff. in Mean Error (%)	*	0.17%	-0.17%	0.14%	-0.08%	-0.11%	****
Diff. in Std. Dev. (%)	*	0.15%	0.06%	0.02%	-0.19%	-0.98%	****
Number of Data Points	2	12	11	15	38	27	0

* NO DATA REPORTED FOR THIS MEASUREMENT IN THE PREVIOUS PERIOD

LAWRENCE LIVERMORE – PERCENT 241-PU
4TH QUARTER 1991 – 3RD QUARTER 1992

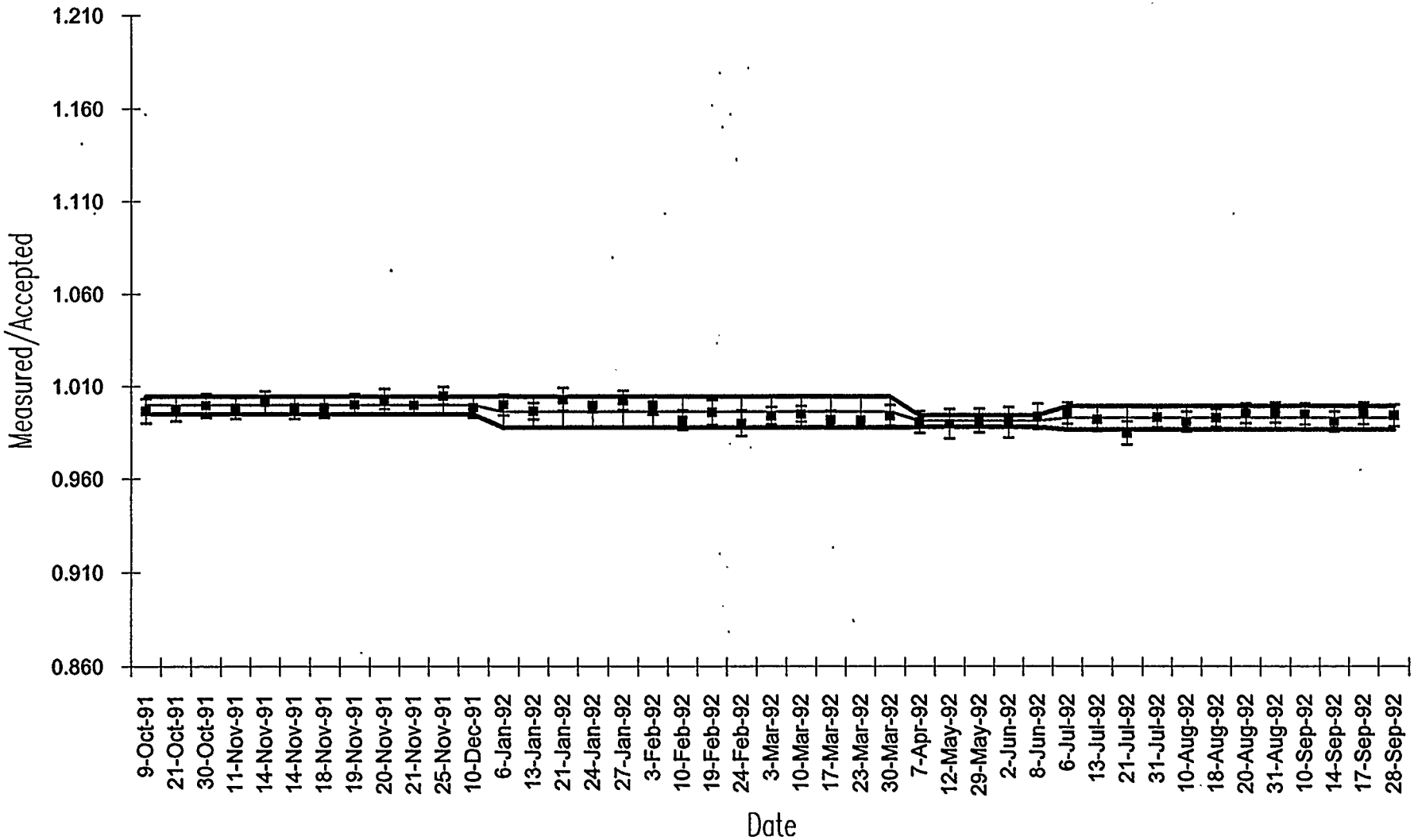

All standard deviation and uncertainty limits are at two-sigma.

WEIGHT PERCENT 241-Pu DATA
3RD QUARTER 1992

RFP - CSL

#	Date Measured	Instr. ID	241-Pu	Uncert. 1 STD	Accepted Weight %	Ratio M/A	Weight % Error	Percent Error
1	17-Jul-92	B	0.1968%	3.70%	0.1972%	0.998	-0.0004%	-0.22%
2	31-Jul-92	B	0.1968%	3.70%	0.1968%	1.000	-0.0001%	-0.03%

LLNL

#	Date Measured	Instr. ID	241-Pu	Uncert. 1 STD	Accepted Weight %	Ratio M/A	Weight % Error	Percent Error
1	6-Jul-92	1	0.1966%	0.29%	0.1975%	0.995	-0.0009%	-0.45%
2	13-Jul-92	1	0.1958%	0.32%	0.1973%	0.992	-0.0015%	-0.76%
3	21-Jul-92	1	0.1941%	0.32%	0.1971%	0.985	-0.0030%	-1.52%
4	31-Jul-92	1	0.1955%	0.27%	0.1968%	0.993	-0.0013%	-0.68%
5	10-Aug-92	1	0.1948%	0.27%	0.1966%	0.991	-0.0018%	-0.91%
6	18-Aug-92	1	0.1950%	0.24%	0.1964%	0.993	-0.0014%	-0.70%
7	20-Aug-92	1	0.1954%	0.27%	0.1963%	0.995	-0.0009%	-0.47%
8	31-Aug-92	1	0.1952%	0.27%	0.1960%	0.996	-0.0008%	-0.43%
9	10-Sep-92	1	0.1948%	0.29%	0.1958%	0.995	-0.0010%	-0.50%
10	14-Sep-92	1	0.1939%	0.27%	0.1957%	0.991	-0.0018%	-0.91%
11	17-Sep-92	1	0.1947%	0.30%	0.1956%	0.995	-0.0009%	-0.46%
12	28-Sep-92	1	0.1942%	0.30%	0.1953%	0.994	-0.0011%	-0.57%

LANL

#	Date Measured	Instr. ID	241-Pu	Uncert. 1 STD	Accepted Weight %	Ratio M/A	Weight % Error	Percent Error
1	8-Jul-92	F6	0.1988%	0.17%	0.1974%	1.007	0.0014%	0.69%
2	9-Jul-92	F5	0.1966%	0.21%	0.1974%	0.996	-0.0008%	-0.41%
3	22-Jul-92	F6	0.1970%	0.15%	0.1971%	1.000	-0.0001%	-0.04%
4	31-Jul-92	F6	0.1974%	0.15%	0.1968%	1.003	0.0006%	0.28%
5	5-Aug-92	F5	0.1966%	0.16%	0.1967%	0.999	-0.0001%	-0.06%
6	10-Aug-92	F6	0.1971%	0.14%	0.1966%	1.003	0.0005%	0.26%
7	13-Aug-92	F6	0.1970%	0.15%	0.1965%	1.003	0.0005%	0.25%
8	13-Aug-92	F6	0.1960%	0.15%	0.1965%	0.997	-0.0005%	-0.26%
9	31-Aug-92	F6	0.1959%	0.15%	0.1960%	0.999	-0.0001%	-0.07%
10	14-Sep-92	F6	0.1961%	0.19%	0.1957%	1.002	0.0004%	0.22%
11	21-Sep-92	F6	0.1951%	0.18%	0.1955%	0.998	-0.0004%	-0.20%

WEIGHT PERCENT 241-Pu DATA
3RD QUARTER 1992

EG&G MOUND

#	Date Measured	Instr. ID	241-Pu	Uncert. 1 STD	Accepted Weight %	Ratio M/A	Weight % Error	Percent Error
1	6-Jul-92	GENIE2	0.1977%	3.0%	0.1975%	1.001	0.0002%	0.11%
2	11-Aug-92	GENIE2	0.1955%	1.7%	0.1966%	0.994	-0.0011%	-0.55%
3	11-Aug-92	GENIE2	0.1963%	2.4%	0.1966%	0.999	-0.0002%	-0.11%
4	11-Aug-92	GENIE2	0.1957%	1.6%	0.1966%	0.996	-0.0009%	-0.44%
5	12-Aug-92	GENIE2	0.1972%	2.9%	0.1965%	1.004	0.0007%	0.35%
6	12-Aug-92	GENIE2	0.1950%	1.7%	0.1965%	0.992	-0.0015%	-0.78%
7	13-Aug-92	GENIE2	0.1954%	1.8%	0.1965%	0.994	-0.0011%	-0.55%
8	13-Aug-92	GENIE2	0.1959%	1.9%	0.1965%	0.997	-0.0006%	-0.33%
9	13-Aug-92	GENIE2	0.1953%	1.9%	0.1965%	0.994	-0.0012%	-0.59%
10	13-Aug-92	GENIE2	0.1957%	1.9%	0.1965%	0.996	-0.0008%	-0.41%
11	14-Aug-92	GENIE2	0.1959%	1.7%	0.1965%	0.997	-0.0006%	-0.29%
12	14-Aug-92	GENIE2	0.1959%	1.7%	0.1965%	0.997	-0.0006%	-0.28%
13	20-Aug-92	GENIE2	0.1952%	1.7%	0.1963%	0.994	-0.0011%	-0.56%
14	20-Aug-92	GENIE2	0.1959%	2.2%	0.1963%	0.998	-0.0004%	-0.19%
15	24-Aug-92	GENIE2	0.1958%	2.3%	0.1962%	0.998	-0.0004%	-0.20%

HANFORD

#	Date Measured	Instr. ID	241-Pu	Uncert. 1 STD	Accepted Weight %	Ratio M/A	Weight % Error	Percent Error
1	7-Jul-92	2026	0.1973%	0.34%	0.1975%	0.999	-0.0002%	-0.08%
2	7-Jul-92	1985	0.1954%	0.37%	0.1975%	0.990	-0.0021%	-1.05%
3	7-Jul-92	2424	0.1962%	0.36%	0.1975%	0.994	-0.0013%	-0.64%
4	13-Jul-92	2026	0.1980%	0.39%	0.1973%	1.004	0.0007%	0.35%
5	13-Jul-92	2424	0.1964%	0.37%	0.1973%	0.995	-0.0009%	-0.46%
6	13-Jul-92	1985	0.1961%	0.37%	0.1973%	0.994	-0.0012%	-0.61%
7	20-Jul-92	1985	0.1953%	0.38%	0.1971%	0.991	-0.0018%	-0.93%
8	20-Jul-92	2026	0.1975%	0.34%	0.1971%	1.002	0.0004%	0.19%
9	21-Jul-92	2424	0.1965%	0.38%	0.1971%	0.997	-0.0006%	-0.30%
10	27-Jul-92	2026	0.1971%	0.36%	0.1969%	1.001	0.0002%	0.08%
11	28-Jul-92	2424	0.1958%	0.37%	0.1969%	0.994	-0.0011%	-0.57%
12	29-Jul-92	1985	0.1958%	0.35%	0.1969%	0.994	-0.0011%	-0.56%
13	3-Aug-92	2424	0.1965%	0.35%	0.1968%	0.999	-0.0003%	-0.13%
14	3-Aug-92	1985	0.1951%	0.38%	0.1968%	0.992	-0.0017%	-0.85%
15	3-Aug-92	2026	0.1970%	0.34%	0.1968%	1.001	0.0002%	0.12%
16	10-Aug-92	2026	0.1951%	0.39%	0.1966%	0.992	-0.0015%	-0.75%
17	10-Aug-92	2424	0.1968%	0.37%	0.1966%	1.001	0.0002%	0.11%
18	11-Aug-92	1985	0.1957%	0.37%	0.1966%	0.996	-0.0009%	-0.44%
19	17-Aug-92	2026	0.1955%	0.34%	0.1964%	0.995	-0.0009%	-0.46%
20	17-Aug-92	2424	0.1956%	0.39%	0.1964%	0.996	-0.0008%	-0.41%
21	17-Aug-92	1985	0.1954%	0.38%	0.1964%	0.995	-0.0010%	-0.51%
22	24-Aug-92	1985	0.1942%	0.40%	0.1962%	0.990	-0.0020%	-1.03%
23	24-Aug-92	2026	0.1966%	0.34%	0.1962%	1.002	0.0004%	0.19%
24	25-Aug-92	2424	0.1955%	0.38%	0.1962%	0.996	-0.0007%	-0.35%
25	31-Aug-92	1985	0.1961%	0.38%	0.1960%	1.000	0.0001%	0.03%
26	1-Sep-92	2026	0.1953%	0.35%	0.1960%	0.996	-0.0007%	-0.36%
27	1-Sep-92	2424	0.1943%	0.38%	0.1960%	0.991	-0.0017%	-0.87%
28	8-Sep-92	2026	0.1947%	0.37%	0.1958%	0.994	-0.0011%	-0.58%
29	8-Sep-92	2424	0.1951%	0.39%	0.1958%	0.996	-0.0007%	-0.37%
30	9-Sep-92	1985	0.1951%	0.35%	0.1958%	0.996	-0.0007%	-0.36%
31	14-Sep-92	2026	0.1946%	0.39%	0.1957%	0.995	-0.0011%	-0.55%

WEIGHT PERCENT 241-Pu DATA
3RD QUARTER 1992

HANFORD

#	Date Measured	Instr. ID	241-Pu	Uncert. 1 STD	Accepted Weight %	Ratio M/A	Weight % Error	Percent Error
32	14-Sep-92	1985	0.1946%	0.34%	0.1957%	0.995	-0.0011%	-0.55%
33	15-Sep-92	2424	0.1949%	0.36%	0.1957%	0.996	-0.0008%	-0.38%
34	15-Sep-92	1985	0.1945%	0.40%	0.1957%	0.994	-0.0012%	-0.59%
35	16-Sep-92	2026	0.1942%	0.38%	0.1956%	0.993	-0.0014%	-0.73%
36	21-Sep-92	2026	0.1951%	0.35%	0.1955%	0.998	-0.0004%	-0.20%
37	25-Sep-92	2424	0.1958%	0.34%	0.1954%	1.002	0.0004%	0.21%
38	25-Sep-92	1985	0.1948%	0.37%	0.1954%	0.997	-0.0006%	-0.30%

RFP - ANAL. LAB.

#	Date Measured	Instr. ID	241-Pu	Uncert. 1 STD	Accepted Weight %	Ratio M/A	Weight % Error	Percent Error
1	13-Jul-92	ND#1	0.1984%	1.88%	0.1973%	1.005	0.0011%	0.54%
2	27-Jul-92	TR#1	0.1938%	3.38%	0.1969%	0.984	-0.0032%	-1.60%
3	27-Jul-92	TR#2	0.1961%	1.63%	0.1969%	0.996	-0.0008%	-0.42%
4	18-Aug-92	ND#1	0.1969%	1.94%	0.1964%	1.003	0.0005%	0.27%
5	18-Aug-92	TR#1	0.1948%	2.75%	0.1964%	0.992	-0.0016%	-0.81%
6	24-Aug-92	TR#1	0.1965%	3.02%	0.1962%	1.001	0.0003%	0.13%
7	25-Aug-92	ND#1	0.1971%	1.85%	0.1962%	1.005	0.0010%	0.49%
8	8-Sep-92	ND#1	0.1968%	1.79%	0.1958%	1.005	0.0009%	0.48%
9	8-Sep-92	TR#1	0.1936%	2.07%	0.1958%	0.988	-0.0023%	-1.15%
10	9-Sep-92	TR#2	0.1979%	2.40%	0.1958%	1.011	0.0021%	1.06%
11	10-Sep-92	ND#1	0.1971%	1.90%	0.1958%	1.007	0.0013%	0.66%
12	10-Sep-92	TR#2	0.1965%	1.76%	0.1958%	1.004	0.0007%	0.36%
13	10-Sep-92	TR#1	0.1981%	3.73%	0.1958%	1.012	0.0023%	1.18%
14	14-Sep-92	TR#2	0.1953%	1.76%	0.1957%	0.998	-0.0004%	-0.20%
15	14-Sep-92	TR#1	0.1947%	2.60%	0.1957%	0.995	-0.0010%	-0.50%
16	14-Sep-92	ND#1	0.1962%	1.87%	0.1957%	1.003	0.0006%	0.29%
17	17-Sep-92	ND#1	0.1969%	3.15%	0.1956%	1.006	0.0013%	0.64%
18	17-Sep-92	TR#1	0.1973%	2.82%	0.1956%	1.009	0.0017%	0.88%
19	17-Sep-92	ND#1	0.1927%	3.05%	0.1956%	0.985	-0.0029%	-1.49%
20	18-Sep-92	TR#1	0.1974%	3.09%	0.1956%	1.009	0.0018%	0.91%
21	22-Sep-92	TR#2	0.1979%	1.86%	0.1955%	1.012	0.0024%	1.22%
22	22-Sep-92	TR#1	0.1959%	2.89%	0.1955%	1.002	0.0004%	0.20%
23	23-Sep-92	ND#1	0.1962%	3.34%	0.1954%	1.004	0.0007%	0.38%
24	28-Sep-92	TR#2	0.1967%	1.74%	0.1953%	1.007	0.0014%	0.71%
25	28-Sep-92	ND#1	0.1986%	2.92%	0.1953%	1.017	0.0033%	1.70%
26	29-Sep-92	ND#1	0.1991%	3.42%	0.1953%	1.020	0.0038%	1.95%
27	29-Sep-92	TR#1	0.1946%	3.46%	0.1953%	0.996	-0.0007%	-0.35%

SAVANNAH RIVER

NO DATA REPORTED

RESULTS OF ANALYSIS OF PERCENT 241-Am DATA
Third Quarter 1992

	REPORTING LABORATORY						
	CSL	LLNL	LANL	MOUND	WHO	RFP	SRS
Mean Error (weight %)	0.0049%	-0.0026%	-0.0021%	0.0016%	-0.0020%	-0.0006%	****
Std. Dev. (weight %)	0.0003%	0.0004%	0.0018%	0.0012%	0.0008%	0.0025%	****
Unc. in Mean (weight %)	0.0051%	0.0002%	0.0004%	0.0011%	0.0001%	0.0009%	****
Mean Error (%)	2.74%	-1.44%	-1.19%	0.92%	-1.10%	-0.32%	****
Std. Dev. (%)	0.15%	0.23%	1.02%	0.66%	0.42%	1.40%	****
Unc. in Mean (%)	2.80%	0.09%	0.24%	0.60%	0.06%	0.51%	****
DIFFERENCE FROM LAST PERIOD							
Diff. in Mean Error (wt. %)	*	0.0002%	0.0006%	-0.0006%	0.0001%	-0.0001%	****
Diff. in Std. Dev. (wt. %)	*	0.0000%	0.0002%	-0.0004%	0.0001%	0.0000%	****
Diff. in Mean Error (%)	*	0.11%	0.32%	-0.32%	0.10%	-0.04%	****
Diff. in Std. Dev. (%)	*	0.02%	0.14%	-0.25%	0.02%	0.00%	****
Number of Data Points	2	12	11	15	38	27	0

* NO DATA REPORTED FOR THIS MEASUREMENT IN THE PREVIOUS PERIOD

LAWRENCE LIVERMORE – PERCENT 241-AM
4TH QUARTER 1991 – 3RD QUARTER 1992

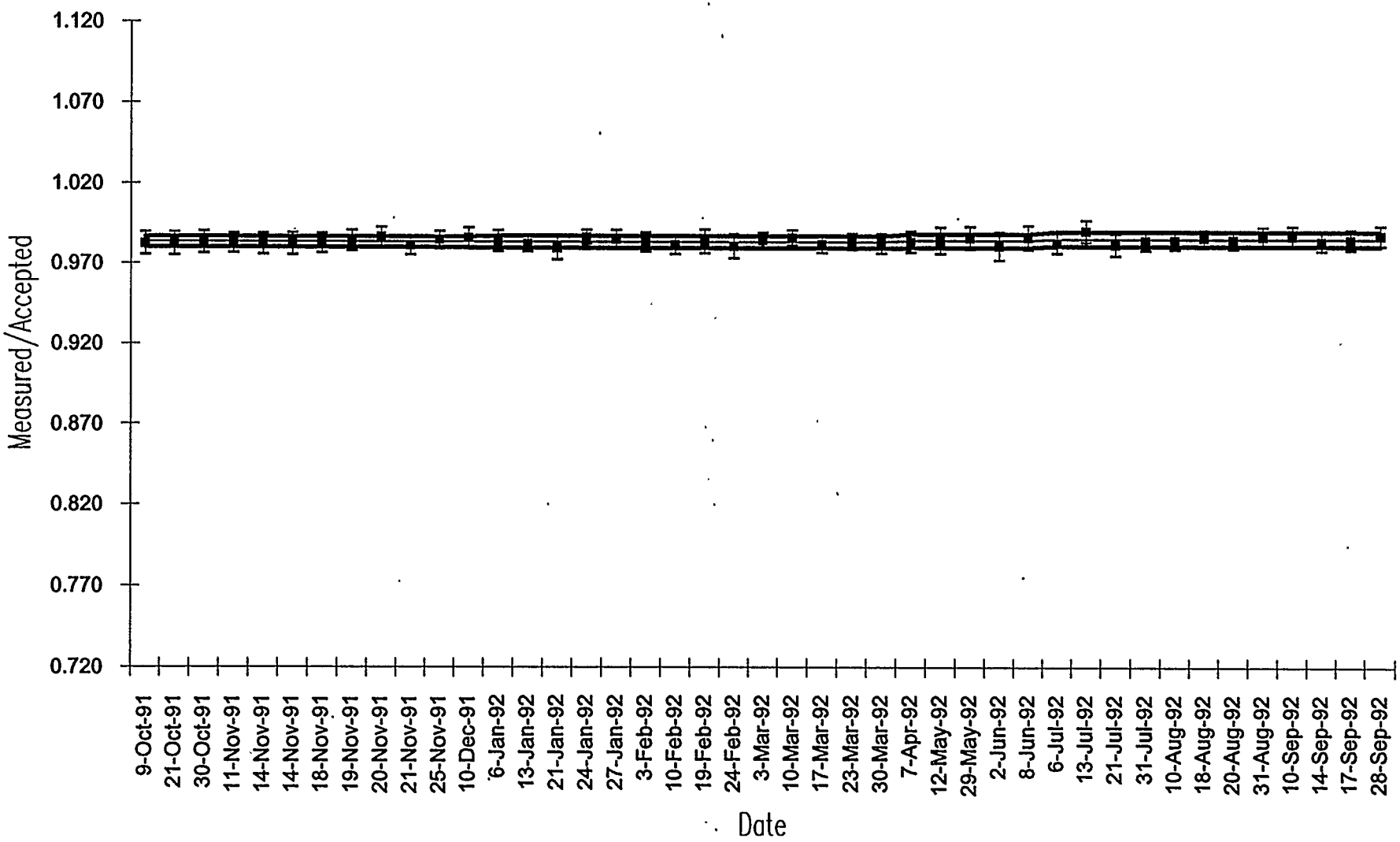

All standard deviation and uncertainty limits are at two-sigma.

WEIGHT PERCENT 241-Am DATA
3RD QUARTER 1992

RFP - CSL

#	Date Measured	Instr. ID	241-Am	Uncert. 1 STD	Accepted Weight %	Ratio M/A	Weight % Error	Percent Error
1	17-Jul-92	B	0.1839%	3.95%	0.1788%	1.028	0.0051%	2.84%
2	31-Jul-92	B	0.1839%	3.95%	0.1792%	1.026	0.0047%	2.63%

LLNL

#	Date Measured	Instr. ID	241-Am	Uncert. 1 STD	Accepted Weight %	Ratio M/A	Weight % Error	Percent Error
1	6-Jul-92	1	0.1755%	0.32%	0.1785%	0.983	-0.0030%	-1.69%
2	13-Jul-92	1	0.1770%	0.35%	0.1787%	0.990	-0.0017%	-0.95%
3	21-Jul-92	1	0.1757%	0.35%	0.1789%	0.982	-0.0032%	-1.79%
4	31-Jul-92	1	0.1764%	0.30%	0.1792%	0.985	-0.0028%	-1.54%
5	10-Aug-92	1	0.1767%	0.29%	0.1794%	0.985	-0.0027%	-1.51%
6	18-Aug-92	1	0.1771%	0.26%	0.1796%	0.986	-0.0025%	-1.40%
7	20-Aug-92	1	0.1770%	0.29%	0.1797%	0.985	-0.0027%	-1.48%
8	31-Aug-92	1	0.1776%	0.30%	0.1799%	0.987	-0.0023%	-1.30%
9	10-Sep-92	1	0.1779%	0.32%	0.1802%	0.987	-0.0023%	-1.27%
10	14-Sep-92	1	0.1774%	0.29%	0.1803%	0.984	-0.0029%	-1.61%
11	17-Sep-92	1	0.1777%	0.32%	0.1804%	0.985	-0.0027%	-1.48%
12	28-Sep-92	1	0.1784%	0.32%	0.1806%	0.988	-0.0022%	-1.24%

LANL

#	Date Measured	Instr. ID	241-Am	Uncert. 1 STD	Accepted Weight %	Ratio M/A	Weight % Error	Percent Error
1	8-Jul-92	F6	0.1762%	0.82%	0.1786%	0.987	-0.0024%	-1.33%
2	9-Jul-92	F5	0.1767%	1.01%	0.1786%	0.989	-0.0019%	-1.06%
3	22-Jul-92	F6	0.1751%	0.72%	0.1789%	0.979	-0.0038%	-2.14%
4	31-Jul-92	F6	0.1777%	0.71%	0.1792%	0.992	-0.0015%	-0.81%
5	5-Aug-92	F5	0.1764%	0.73%	0.1793%	0.984	-0.0029%	-1.61%
6	10-Aug-92	F6	0.1784%	0.68%	0.1794%	0.994	-0.0010%	-0.56%
7	13-Aug-92	F6	0.1769%	0.74%	0.1795%	0.986	-0.0026%	-1.44%
8	13-Aug-92	F6	0.1749%	0.76%	0.1795%	0.974	-0.0046%	-2.56%
9	31-Aug-92	F6	0.1755%	0.73%	0.1799%	0.975	-0.0044%	-2.47%
10	14-Sep-92	F6	0.1811%	0.90%	0.1803%	1.004	0.0008%	0.45%
11	21-Sep-92	F6	0.1812%	0.84%	0.1805%	1.004	0.0007%	0.40%

WEIGHT PERCENT 241-Am DATA
3RD QUARTER 1992

EG&G MOUND

#	Date Measured	Instr. ID	241-Am	Uncert. 1 STD	Accepted Weight %	Ratio M/A	Weight % Error	Percent Error
1	6-Jul-92	GENIE2	0.1828%	3.1%	0.1785%	1.024	0.0043%	2.42%
2	11-Aug-92	GENIE2	0.1807%	1.9%	0.1794%	1.007	0.0013%	0.71%
3	11-Aug-92	GENIE2	0.1826%	2.8%	0.1794%	1.018	0.0032%	1.77%
4	11-Aug-92	GENIE2	0.1796%	1.8%	0.1794%	1.001	0.0002%	0.11%
5	12-Aug-92	GENIE2	0.1797%	3.1%	0.1795%	1.001	0.0002%	0.11%
6	12-Aug-92	GENIE2	0.1820%	2.0%	0.1795%	1.014	0.0025%	1.41%
7	13-Aug-92	GENIE2	0.1807%	2.0%	0.1795%	1.007	0.0012%	0.66%
8	13-Aug-92	GENIE2	0.1807%	2.1%	0.1795%	1.007	0.0012%	0.67%
9	13-Aug-92	GENIE2	0.1823%	2.1%	0.1795%	1.015	0.0028%	1.54%
10	13-Aug-92	GENIE2	0.1801%	2.0%	0.1795%	1.004	0.0006%	0.35%
11	14-Aug-92	GENIE2	0.1808%	1.9%	0.1795%	1.007	0.0013%	0.73%
12	14-Aug-92	GENIE2	0.1805%	1.9%	0.1795%	1.005	0.0010%	0.55%
13	20-Aug-92	GENIE2	0.1805%	2.0%	0.1797%	1.005	0.0009%	0.48%
14	20-Aug-92	GENIE2	0.1824%	2.7%	0.1797%	1.015	0.0027%	1.50%
15	24-Aug-92	GENIE2	0.1812%	2.8%	0.1798%	1.008	0.0014%	0.79%

HANFORD

#	Date Measured	Instr. ID	241-Am	Uncert. 1 STD	Accepted Weight %	Ratio M/A	Weight % Error	Percent Error
1	7-Jul-92	2026	0.1767%	0.35%	0.1786%	0.990	-0.0019%	-1.04%
2	7-Jul-92	1985	0.1759%	0.39%	0.1786%	0.985	-0.0027%	-1.48%
3	7-Jul-92	2424	0.1763%	0.37%	0.1786%	0.987	-0.0023%	-1.26%
4	13-Jul-92	2026	0.1762%	0.40%	0.1787%	0.986	-0.0025%	-1.40%
5	13-Jul-92	2424	0.1782%	0.38%	0.1787%	0.997	-0.0005%	-0.28%
6	13-Jul-92	1985	0.1777%	0.39%	0.1787%	0.994	-0.0010%	-0.56%
7	20-Jul-92	1985	0.1765%	0.40%	0.1789%	0.987	-0.0024%	-1.33%
8	20-Jul-92	2026	0.1768%	0.35%	0.1789%	0.988	-0.0021%	-1.16%
9	21-Jul-92	2424	0.1781%	0.40%	0.1789%	0.995	-0.0008%	-0.45%
10	27-Jul-92	2026	0.1774%	0.37%	0.1791%	0.991	-0.0017%	-0.93%
11	28-Jul-92	2424	0.1770%	0.38%	0.1791%	0.988	-0.0021%	-1.16%
12	29-Jul-92	1985	0.1761%	0.38%	0.1791%	0.983	-0.0030%	-1.68%
13	3-Aug-92	2424	0.1780%	0.36%	0.1792%	0.993	-0.0012%	-0.69%
14	3-Aug-92	1985	0.1793%	0.40%	0.1792%	1.000	0.0001%	0.04%
15	3-Aug-92	2026	0.1771%	0.35%	0.1792%	0.988	-0.0021%	-1.19%
16	10-Aug-92	2026	0.1771%	0.40%	0.1794%	0.987	-0.0023%	-1.29%
17	10-Aug-92	2424	0.1784%	0.38%	0.1794%	0.994	-0.0010%	-0.56%
18	11-Aug-92	1985	0.1776%	0.38%	0.1794%	0.990	-0.0018%	-1.02%
19	17-Aug-92	2026	0.1773%	0.35%	0.1796%	0.987	-0.0023%	-1.27%
20	17-Aug-92	2424	0.1777%	0.40%	0.1796%	0.989	-0.0019%	-1.05%
21	17-Aug-92	1985	0.1765%	0.40%	0.1796%	0.983	-0.0031%	-1.72%
22	24-Aug-92	1985	0.1771%	0.42%	0.1798%	0.985	-0.0027%	-1.48%
23	24-Aug-92	2026	0.1778%	0.35%	0.1798%	0.989	-0.0020%	-1.09%
24	25-Aug-92	2424	0.1783%	0.39%	0.1798%	0.992	-0.0015%	-0.83%
25	31-Aug-92	1985	0.1764%	0.40%	0.1799%	0.980	-0.0035%	-1.97%
26	1-Sep-92	2026	0.1784%	0.37%	0.1800%	0.991	-0.0016%	-0.87%
27	1-Sep-92	2424	0.1775%	0.39%	0.1800%	0.986	-0.0025%	-1.37%
28	8-Sep-92	2026	0.1784%	0.38%	0.1801%	0.990	-0.0017%	-0.97%
29	8-Sep-92	2424	0.1780%	0.40%	0.1801%	0.988	-0.0021%	-1.19%
30	9-Sep-92	1985	0.1776%	0.36%	0.1802%	0.986	-0.0026%	-1.43%
31	14-Sep-92	2026	0.1776%	0.40%	0.1803%	0.985	-0.0027%	-1.49%

WEIGHT PERCENT 241-Am DATA
3RD QUARTER 1992

HANFORD

#	Date Measured	Instr. ID	241-Am	Uncert. 1 STD	Accepted Weight %	Ratio M/A	Weight % Error	Percent Error
32	14-Sep-92	1985	0.1782%	0.35%	0.1803%	0.988	-0.0021%	-1.16%
33	15-Sep-92	2424	0.1784%	0.37%	0.1803%	0.989	-0.0019%	-1.06%
34	15-Sep-92	1985	0.1782%	0.42%	0.1803%	0.988	-0.0021%	-1.18%
35	16-Sep-92	2026	0.1778%	0.39%	0.1803%	0.986	-0.0025%	-1.41%
36	21-Sep-92	2026	0.1775%	0.36%	0.1805%	0.984	-0.0030%	-1.65%
37	25-Sep-92	2424	0.1799%	0.35%	0.1806%	0.996	-0.0007%	-0.37%
38	25-Sep-92	1985	0.1790%	0.39%	0.1806%	0.991	-0.0016%	-0.87%

RFP - ANAL. LAB.

#	Date Measured	Instr. ID	241-Am	Uncert. 1 STD	Accepted Weight %	Ratio M/A	Weight % Error	Percent Error
1	13-Jul-92	ND#1	0.1801%	1.67%	0.1787%	1.008	0.0014%	0.81%
2	27-Jul-92	TR#1	0.1792%	3.49%	0.1791%	1.001	0.0002%	0.09%
3	27-Jul-92	TR#2	0.1743%	1.66%	0.1791%	0.973	-0.0048%	-2.66%
4	18-Aug-92	ND#1	0.1804%	1.73%	0.1796%	1.004	0.0008%	0.45%
5	18-Aug-92	TR#1	0.1774%	2.80%	0.1796%	0.988	-0.0022%	-1.24%
6	24-Aug-92	TR#1	0.1802%	3.11%	0.1798%	1.002	0.0004%	0.22%
7	25-Aug-92	ND#1	0.1819%	1.71%	0.1798%	1.012	0.0021%	1.17%
8	8-Sep-92	ND#1	0.1790%	1.65%	0.1801%	0.994	-0.0011%	-0.62%
9	8-Sep-92	TR#1	0.1774%	2.06%	0.1801%	0.985	-0.0028%	-1.53%
10	9-Sep-92	TR#2	0.1736%	2.46%	0.1802%	0.964	-0.0065%	-3.63%
11	10-Sep-92	ND#1	0.1818%	1.62%	0.1802%	1.009	0.0016%	0.89%
12	10-Sep-92	TR#2	0.1796%	1.80%	0.1802%	0.997	-0.0006%	-0.32%
13	10-Sep-92	TR#1	0.1765%	3.82%	0.1802%	0.980	-0.0037%	-2.05%
14	14-Sep-92	TR#2	0.1763%	1.78%	0.1803%	0.978	-0.0040%	-2.19%
15	14-Sep-92	TR#1	0.1802%	2.57%	0.1803%	0.999	-0.0001%	-0.06%
16	14-Sep-92	ND#1	0.1844%	1.68%	0.1803%	1.023	0.0041%	2.28%
17	17-Sep-92	ND#1	0.1817%	3.29%	0.1804%	1.007	0.0013%	0.73%
18	17-Sep-92	TR#1	0.1785%	2.89%	0.1804%	0.989	-0.0019%	-1.06%
19	17-Sep-92	ND#1	0.1806%	3.06%	0.1804%	1.001	0.0002%	0.11%
20	18-Sep-92	TR#1	0.1810%	3.16%	0.1804%	1.003	0.0006%	0.32%
21	22-Sep-92	TR#2	0.1788%	1.89%	0.1805%	0.990	-0.0017%	-0.95%
22	22-Sep-92	TR#1	0.1780%	2.95%	0.1805%	0.986	-0.0025%	-1.39%
23	23-Sep-92	ND#1	0.1820%	3.53%	0.1805%	1.008	0.0015%	0.82%
24	28-Sep-92	TR#2	0.1779%	1.77%	0.1806%	0.985	-0.0028%	-1.54%
25	28-Sep-92	ND#1	0.1831%	3.03%	0.1806%	1.014	0.0025%	1.37%
26	29-Sep-92	ND#1	0.1834%	3.61%	0.1807%	1.015	0.0027%	1.50%
27	29-Sep-92	TR#1	0.1803%	3.58%	0.1807%	0.998	-0.0004%	-0.21%

SAVANNAH RIVER

NO DATA REPORTED