

Author Manuscript

Title: A Porous Crystalline Nitron-Linked Covalent Organic Framework

Authors: Daria Kurandina; Banruo Huang; Wentao Xu; Nikita Hanikel; Andrea Darù; Gautam D. Strosio; Kaiyu Wang; Laura Gagliardi; F. Dean Toste; Omar M. Yaghi

This is the author manuscript accepted for publication. It has not been through the copyediting, typesetting, pagination and proofreading process, which may lead to differences between this version and the Version of Record.

To be cited as: 10.1002/anie.202307674

Link to VoR: <https://doi.org/10.1002/anie.202307674>

A Porous Crystalline Nitrone-Linked Covalent Organic Framework

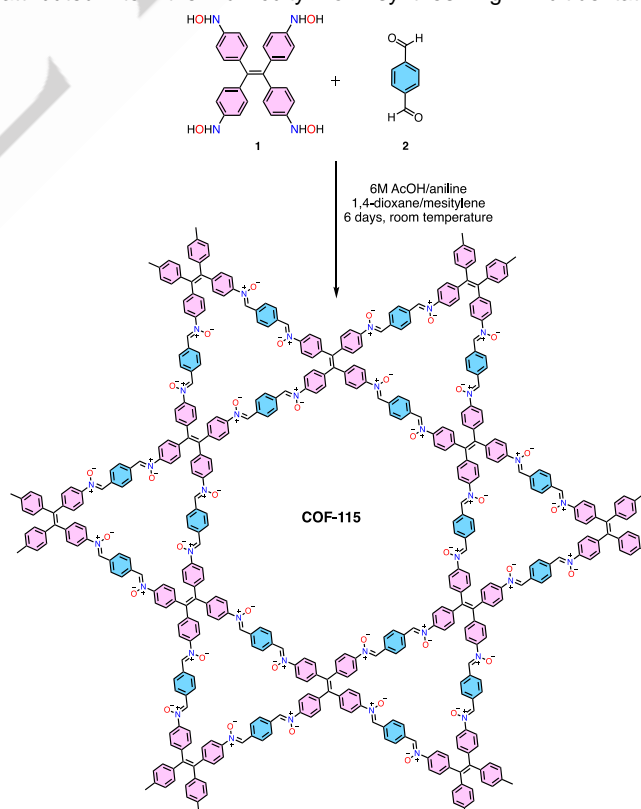
Daria Kurandina,[†] Banruo Huang,[†] Wentao Xu, Nikita Hanikel, Andrea Darù, Gautam D. Strosio, Kaiyu Wang, Laura Gagliardi,^{*} F. Dean Toste,^{*} Omar M. Yaghi^{*,#}

Abstract: Herein, we report the synthesis of a nitrone-linked covalent organic framework, COF-115, by combining *N, N', N'', N'''*-(ethene-1,1,2,2-tetrayl)tetrakis(benzene-4,1-diyl)tetrakis(hydroxylamine) and terephthalaldehyde via a polycondensation reaction. The formation of the nitrone functionality was confirmed by solid-state ¹³C multi cross-polarization magic angle spinning NMR spectroscopy of the ¹³C-isotope-labeled COF-115 and Fourier-transform infrared spectroscopy. The permanent porosity of COF-115 was evaluated through low-pressure N₂, CO₂, and H₂ sorption experiments. Water vapor and carbon dioxide sorption analysis of COF-115 and the isorecticular imine-linked COF indicated a superior potential of *N*-oxide-based porous materials for atmospheric water harvesting and CO₂ capture applications. Density functional theory calculations provided valuable insights into the difference between the adsorption properties of these COFs. Lastly, photoinduced rearrangement of COF-115 to the associated amide-linked material was successfully demonstrated.

Development of new linkages to broaden the scope of covalent organic frameworks (COFs) has been one of the major drivers of the research field.^[1,2] The diversity of linkage functionalities plays a critical role in tuning the material properties including its chemical stability,^[3] adsorption behavior,^[4] and catalytic activity.^[5] Despite the ubiquitous usage of the imine linkage in various studies, its oxidized counterpart, the nitrone functionality, remains elusive as a linkage in COFs.^[2] Nitrone compounds, featuring 1,3-dipolar structures, are versatile synthetic intermediates that can undergo nucleophilic additions, cycloaddition reactions, and photochemical rearrangements. Additionally, nitrones can serve as spin traps to detect short-lived radicals and their therapeutic potential against oxidative stress has been actively studied.^[6] Thus, synthesis of porous, crystalline nitrone-linked frameworks will provide an invaluable opportunity to expand the linkage chemistry of COFs potentially diversifying their properties and applications.

Although being widely utilized in side chains in polymer chemistry, the nitrone functionality has largely been unexplored to constitute backbones of polymers.^[7] This can partially be attributed to the difficulty of synthesizing multidentate

- [#] Prof. Dr. Omar M. Yaghi^{*}
Department of Chemistry, Kavli Energy Nanoscience Institute and Bakar Institute of Digital Materials for the Planet, Division of Computing, Data Science, and Society
University of California, Berkeley, California 94720, United States
UC Berkeley-KACST Joint Center of Excellence for Nanomaterials for Clean Energy Applications, King Abdulaziz City for Science and Technology, Riyadh 11442, Saudi Arabia
E-mail: yaghi@berkeley.edu; orcid.org/0000-0002-5611-3325
- Prof. Dr. F. Dean Toste,^{*} Dr. Banruo Huang[†]
Department of Chemistry, University of California, Berkeley, Berkeley, California 94720, United States
E-mail: fdtoste@berkeley.edu; orcid.org/0000-0001-8018-2198
- Dr. Daria Kurandina,[†] Dr. Wentao Xu, Dr. Nikita Hanikel
Department of Chemistry and Kavli Energy Nanoscience Institute
University of California, Berkeley, Berkeley, California 94720, United States
- Prof. Dr. Laura Gagliardi,^{*} Dr. Andrea Darù, Dr. Gautam D. Strosio
Department of Chemistry
Pritzker School of Molecular Engineering, and Chicago Center for Theoretical Chemistry
University of Chicago, Chicago, Illinois 60637, United States
E-mail: lgagliardi@uchicago.edu; orcid.org/0000-0001-5227-1396
- Kaiyu Wang
Department of Chemistry, Kavli Energy Nanoscience Institute, and Bakar Institute of Digital Materials for the Planet, Division of Computing, Data Science, and Society
University of California, Berkeley, California 94720, United States
- [†] These authors contributed equally
- [*] Corresponding authors



Scheme 1. Synthesis of the nitrone-linked COF-115 by connecting *N, N', N'', N'''*-(ethene-1,1,2,2-tetrayl)tetrakis(benzene-4,1-diyl)tetrakis(hydroxylamine) (1) and terephthalaldehyde (2) via a polycondensation reaction.

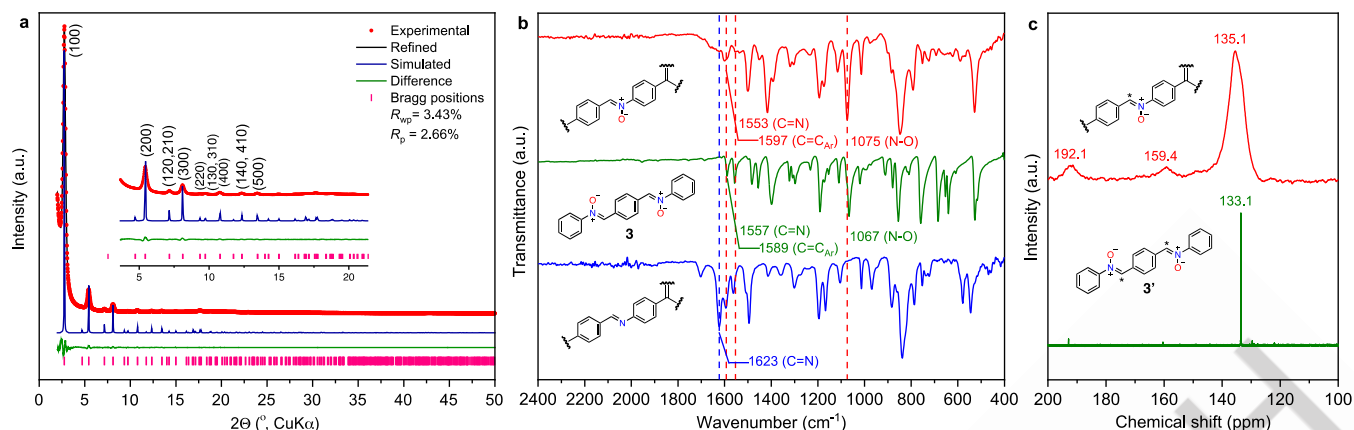


Figure 1. Characterization of COF-115: a) Pawley refinement of COF-115 (eclipsed, AA-H) against the experimental PXRD pattern; b) FT-IR spectra of COF-115 (red), its isoreticular imine-linked COF (blue), and model compound **3** (green); c) Solid-state ^{13}C multiCP-MAS NMR spectrum of the ^{13}C -labeled COF-115 and ^{13}C -labeled model compound **3'**.

hydroxylamine monomers.^[8] Herein, we found an easy synthetic route (Supporting information, Section S2) to access *N,N,N'*-(ethene-1,1,2,2-tetra-yltetrakis(benzene-4,1-diyl))-tetrakis(hydroxylamine) (**1**) and to reticulate it with terephthalaldehyde (**2**) via a polycondensation reaction leading to COF-115 (Scheme 1). Previous studies showing reversibility of the condensation reaction between aromatic hydroxylamines and aldehydes^[9] were encouraging that a successful framework crystallization is feasible. However, due to thermal sensitivity of the nitron functionality,^[7a] we expected that the typical conditions for the crystallization of imine-linked COFs (120 °C, 3 days) would be unsuitable for COFs bearing nitron linkages. After comprehensive screening of the reaction conditions, COF-115 was synthesized in a 1,4-dioxane/mesitylene mixture at room temperature for 6 days using an aqueous solution of acetic acid as a catalyst. Furthermore, the use of aniline as a modulator was essential for high crystallinity of the target COF. The material was found to be sensitive to moisture in the air (Supporting Information, Figure S1d), therefore anhydrous 1,4-dioxane and acetone were used for the washing procedure to remove any impurities within the COF pores. After supercritical CO_2 drying and activation, COF-115 had to be stored under inert atmosphere.

The structure of COF-115 was evaluated by powder X-ray diffraction (PXRD) analysis (Figure 1a). The framework was modeled in the *P6* space group (No. 168), with the layers assuming the *kgm* topology stacked in an eclipsed fashion. Three different linker orientations were analyzed by conducting periodic DFT calculations (see Section S7.1 in the Supporting Information). Using the most stable optimized structural model (COF-115-3), Pawley refinement was performed against the experimental pattern to provide the unit cell parameters ($a = 38.2$ Å, and $c = 5.3$ Å) with reasonable agreement factors ($R_{\text{wp}} = 3.43\%$, $R_p = 2.66\%$).

The presence of the nitron functionality in the framework was first assessed by Fourier-transform infrared (FT-IR) spectroscopy (Figure 1b). The prominent peak at 1075 cm^{-1} , which is absent in the FT-IR spectrum of the isoreticular imine-linked COF that was synthesized by using a previously published procedure,^[3a,10] was assigned to the N-O stretch.^[11] Based on isotope labeling analyses of COF-115 and the model

compound **3** (Supporting information, Figure S2), the stretches at 1553 and 1597 cm^{-1} were attributed to the vibrations of the C=N and aromatic C=C bonds, respectively (Figure 1b). The C=N bond stretch of the nitron functionality is naturally shifted to a lower frequency compared to the imine C=N stretch (1623 cm^{-1}).^[11]

Next, the ^{13}C -labeled COF-115 was synthesized via a polycondensation reaction between a ^{13}C -labeled terephthalaldehyde (**2'**) and the hydroxylamine-linker **1**. The resulting product was analyzed by solid-state ^{13}C multi cross-polarization magic angle spinning (multiCP-MAS) NMR spectroscopy. The major peak at 135.1 ppm evidently showed that the COF is mainly connected via the nitron linkage (Figure 1c),^[7a] which was in good agreement with the respective shift of ^{13}C -labeled model compound **3'** (133.1 ppm). Based on a previous report,^[3a] the minor peaks at 159.4 and 192.1 ppm were assigned to imine and aldehyde defects (8% each), respectively.^[12]

The porosity of COF-115 was studied via nitrogen sorption analysis at 77 K (Figure 2). A Type IV adsorption isotherm was observed, thus indicating the presence of mesopores in the framework structure. A surface area of $1387\text{ m}^2/\text{g}$ was estimated using the Brunauer-Emmett-Teller (BET) model. DFT analysis of the nitrogen adsorption isotherm provided a bimodal pore size

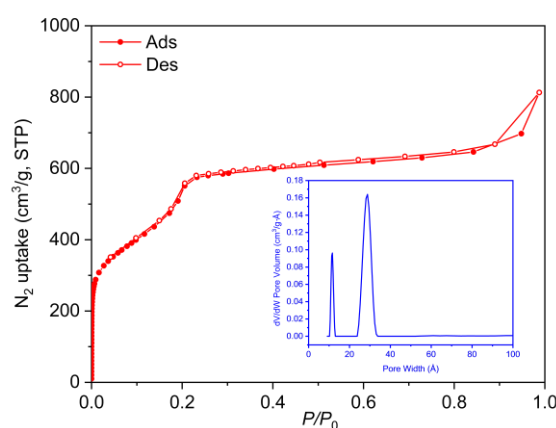


Figure 2. N_2 sorption isotherm of COF-115 at 77 K and its pore size distribution profile (inset).

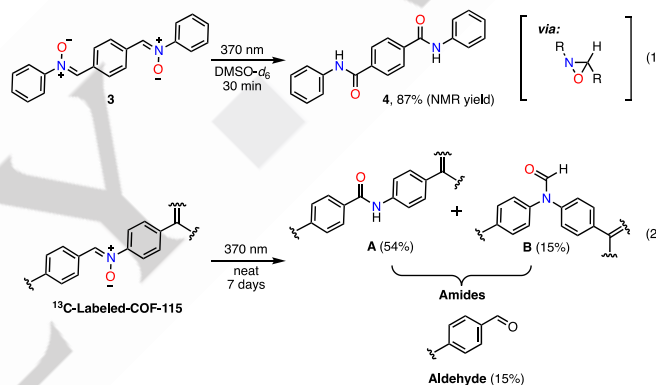
distribution, which further confirmed the structure of COF-115 exhibiting micro- and mesopores (Figure 2, insert). This was further validated by the water vapor sorption isotherm of COF-115 that exhibited a characteristic two-step profile indicative of the presence of two significantly different-sized pores (Supporting Information, Figure S6).

The zwitterionic nature of the nitron functionality in COF-115 was anticipated to have more favorable interactions with polar or polarizable gas molecules compared with an isostructural imine-linked COF of the same pore size (*vide infra*). To probe this hypothesis, we compared the water vapor and carbon dioxide sorption behavior of the two isorecticular COFs, COF-115 and the imine-linked COF. Importantly, both COFs featured similar pore sizes and BET surface areas, as evaluated by the nitrogen sorption analysis at 77 K (Supporting information, Figure S5). The water vapor sorption isotherm of COF-115 was significantly shifted to lower relative pressures ($\sim 0.2 P/P_{\text{sat}}$) compared with the isotherm of the imine-linked COF (Figure S6). This result showcases an unexplored potential of *N*-oxide-containing materials for atmospheric water harvesting applications.^[13] Likewise, COF-115 demonstrated superior CO₂ capture properties (Figures S7). The volumetric CO₂ uptake of COF-115 was 37 cm³/g at 1 bar and 298 K, while it was 26 cm³/g for the imine-linked COF (Figure S7a). Furthermore, the higher isosteric heat of adsorption (Q_{st}) values estimated for COF-115 are indicative of stronger interactions of carbon dioxide molecules with the nitron framework compared to the imine-linked COF (Figure S7b). Finally, the hydrogen sorption isotherm of COF-115 at 77 K revealed an overall uptake capacity of 151 cm³/g (1.34 wt.%) at 1 bar (Figure S8), which is comparable to the uptake of its imine-based analog (1.37 wt.%).^[10] The nearly identical hydrogen sorption properties can be ascribed to the similar porosity of the two materials. Interestingly, the zero-loading Q_{st} value for COF-115 was determined to be 7.4 kJ mol⁻¹, which is higher than the values obtained for some imine-^[14] and most boroxine-linked COFs (4.4–7 kJ mol⁻¹).^[15]

To get insight into the superior adsorption behavior of COF-115, the interactions of both nitron- and imine-based frameworks with water and CO₂ molecules were studied computationally. First, pristine COF structures (three potential structural variants of COF-115 and the reported imine-COF structure^[3a]) were optimized using periodic DFT calculations with the PBEsol-D3BJ functional^[16] (see Section S7.1 in the Supporting Information). Following the structure optimization, we investigated the primary adsorption sites of water and CO₂ for the COFs at a loading of one guest molecule per linkage. As a result, the most stable COF-115 structure binds a water molecule stronger by about 1.3 kcal/mol in free energy terms (computed via the SCAN-D3BJ functional^[17]) compared to the imine-linked COF. This difference is likely responsible for the experimentally observed shift of the water sorption isotherm of the former COF towards lower RH values. Likewise, the SCAN functional-based computations^[18] predicted stronger interactions of COF-115 with CO₂ molecules compared to the imine-linked COF (see Section S7.2 in the Supporting Information).

Lastly, we explored the photochemical properties of the nitron-linked COF. It was reported that small-molecule nitron

compounds can undergo photoisomerization reactions to afford oxaziridine products. The stability of the latter greatly depends on the nature of substituents, and in the case of aryl groups, oxaziridines are known to readily decompose to amides and aldehyde products.^[6a,19] First, we subjected model compound **3** to irradiation conditions (30 min, 370 nm) and observed the formation of compound **4** in 87% NMR yield and traces of terephthalaldehyde after 30 min (Scheme 2, (1)). The photoreactivity of COF-115 was studied under neat conditions under inert atmosphere employing an activated sample of ¹³C-labeled COF-115. The sample was irradiated for 4–7 days and analyzed by FT-IR, PXRD and ¹³C multiCP-MAS NMR (Supporting information, Section S10). The crystallinity was found to gradually decrease upon prolonged irradiation (Figure S14a), with conversion reaching 84% after 7 days according to solid-state ¹³C multiCP-MAS NMR (Figure S15b). The main products of this reaction were identified as amide **A** (54%), amide **B** (15%) and aldehyde (15%) (Scheme 2, (2)). This skeletal rearrangement represents a rare example of a post-synthetic COF modification induced by light.^[20, 21]



Scheme 2. Photoinduced rearrangement reactions of model compound **3** (1) and ¹³C-labeled COF-115 (2).

In summary, this report demonstrates the first direct, one-step synthesis of a crystalline, porous COF with nitron linkages. We believe it will pave the way for other nitron-linked COFs of different topologies. Water vapor and carbon dioxide sorption analyses of this COF showcased an untapped potential of *N*-oxide-based porous materials for atmospheric water harvesting and CO₂ capture applications compared to their well-known imine-based analogs. Through DFT calculations, preferential interactions with the nitron functionality are identified as the origin of its favorable absorption properties. In addition, the demonstrated photoinduced isomerization of COF-115 to the corresponding amide-linked material is a promising avenue for post-synthetic framework modifications.

Data Availability Statement

The data that support the findings of this study are available in the Supporting Information of this article. The raw solid-state NMR data associated with this work are available at <https://doi.org/10.6078/D14M8R>.

Conflict of Interest

The authors declare the following competing financial interest(s): O.M.Y. is cofounder of Water Harvesting Inc. and ATOCO Inc., aiming at commercializing related technologies.

Acknowledgements

We acknowledge financial support from Defense Advanced Research Projects Agency (DARPA) under contract HR0011-21-C-0020. Any opinions, findings and conclusions or recommendations expressed in this material are those of the author(s) and do not necessarily reflect the views of DARPA. We thank Dr. Hasan Celik, Dr. Alicia Lund and UC Berkeley's NMR facility in the College of Chemistry (CoC-NMR) for spectroscopic assistance. We also thank Sebastian Ephraim Neumann for his help with SEM measurements, Ali Alawadhi for his help with sorption measurements, and Lac Ha Nguyen for his helpful discussion. F. D. T. acknowledges support by the Director, Office of Science, Office of Basic Energy Science and the Division of Chemical Sciences, Geosciences, and Bioscience of the U.S. Department of Energy at Lawrence Berkeley National Laboratory (Grant DE-AC0205CH1123). Nikita Hanikel thanks for the support through a Kavli ENSI Philomathia Graduate Student Fellowship and a Blavatnik Innovation Fellowship. The NMR facility in the College of Chemistry at UC Berkeley is supported in part by NIH S10OD024998. The instrument used for solid-state NMR measurements is supported by the National Science Foundation under Grant No. 2018784. The computational work was supported by NSF, Division of Chemistry, Chemical Structure, Dynamics, and Mechanisms A (CSDM-A) Award Number: CHE-2223442.

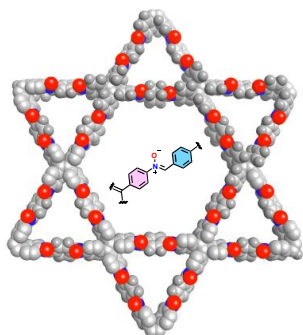
Keywords: covalent organic frameworks • nitron • atmospheric water harvesting • light rearrangement

- [1] a) A. P. Côte, A. I. Benin, N. W. Ockwig, M. O'Keeffe, A. J. Matzger, O. M. Yaghi, *Science* **2005**, 310, 1166-1170; b) H. M. El-Kaderi, J. R. Hunt, J. L. Mendoza-Cortes, A. P. Côte, R. E. Taylor, M. O'Keeffe, O. M. Yaghi, *Science* **2007**, 316, 268-272.
- [2] Selected reviews: a) S.-Y. Ding, W. Wang, *Chem. Soc. Rev.* **2013**, 42, 548-568; b) P. J. Waller, F. Gandara, O. M. Yaghi, *Acc. Chem. Res.* **2015**, 48, 3053-3063; c) N. Huang, P. Wang, D. Jiang, *Nat. Rev. Mater.* **2016**, 1, 12325; d) C. S. Diercks, O. M. Yaghi, *Science* **2017**, 355, eaal1585; e) M. S. Lohse, T. Bein, *Adv. Funct. Mater.* **2018**, 28, 1705553; f) K. Geng, T. He, R. Liu, S. Dalapati, K. T. Tan, Z. Li, S. Tao, Y. Gong, Q. Jiang, D. Jiang, *Chem. Rev.* **2020**, 120, 8814-8933.
- [3] a) P. J. Waller, S. J. Lyle, T. M. Osborn Popp, C. S. Diercks, J. A. Reimer, O. M. Yaghi, *J. Am. Chem. Soc.* **2016**, 138, 15519-15522; b) P. J. Waller, Y. S. AlFaraj, C. S. Diercks, N. N. Jarenwattananon, O. M. Yaghi, *J. Am. Chem. Soc.* **2018**, 140, 9099-9103; c) H. Lyu, C. S. Diercks, C. Zhu, O. M. Yaghi, *J. Am. Chem. Soc.* **2019**, 141, 6848-6852; d) Z.-B. Zhou, X.-H. Han, Q.-Y. Qi, S.-X. Gan, D.-L. Ma, X. Zhao, *J. Am. Chem. Soc.* **2022**, 144, 1138-1143.
- [4] a) C. J. Doonan, D. J. Tranchemontagne, T. G. Glover, J. R. Hunt, O. M. Yaghi, *Nat. Chem.* **2010**, 2, 235-238; b) D. A. Pyles, J. W. Crowe, L. A. Baldwin, P. L. McGrier, *ACS Macro Lett.* **2016**, 5, 1055-1058.
- [5] a) H. Li, Q. Pan, Y. Ma, X. Guan, M. Xue, Q. Fang, Y. Yan, V. Valtchev, S. Qiu, *J. Am. Chem. Soc.* **2016**, 138, 14783-14788; b) X. Han, Q. Xia, J. Huang, Y. Liu, C. Tan, Y. Cui, *J. Am. Chem. Soc.* **2017**, 139, 8693-8697.
- [6] Selected reviews: a) G. G. Spence, E. C. Taylor, O. Buchardt, *Chem. Rev.* **1970**, 70, 231-265; b) M. Rosselin, B. Poeggeler, G. Durand, *Curr. Top. Med. Chem.* **2017**, 17, 2006-2022; c) S.-I. Murahashi, Y. Imada, *Chem. Rev.* **2019**, 119, 4684-4716.
- [7] a) Selected papers on polymeric nitrones: a) M. Heinenberg, H. Ritter, *Macromol. Chem. Phys.* **1999**, 200, 1792-1805; b) M. Heinenberg, B. Menges, S. Mittler, H. Ritter, *Macromolecules* **2002**, 35, 3448-3455; c) H. Cinar, M. Tabatabai, H. Ritter, *Polym. Int.* **2012**, 61, 692-695; d) when this manuscript was in preparation, a work on post-synthetic oxidation of amines to nitrones has appeared: L. Grunenberg, G. Savasci, S. T. Emmerling, F. Heck, S. Bette, A. C. Bergesch, C. Ochsenfeld, B. V. Lotsch, *J. Am. Chem. Soc.* **2023**, 145, 13241-13248.
- [8] D. Beaudoin, T. Maris, J. Wuest, *Nat. Chem.* **2013**, 5, 830-834.
- [9] a) J. E. Reimann, W. P. Jencks *J. Am. Chem. Soc.* **1966**, 88, 3973-3982; b) S. M. Turega, C. Lorenz, J. W. Sadownik, D. Philp, *Chem. Commun.* **2008**, 4076-4078.
- [10] T.-Y. Zhou, S.-Q. Xu, Q. Wen, Z.-F. Pang, X. Zhao, *J. Am. Chem. Soc.* **2014**, 136, 15885-15888.
- [11] H. Shindo, B. Umezawa, *Chem. Pharm. Bull.* **1962**, 10, 492-503.
- [12] The presence of the imine defects is likely due to the partial retainment of the modulator (aniline) in the structure via condensation with terephthalaldehyde. The aldehyde peak plausibly appeared due to handling the material in air before an NMR measurement.
- [13] a) F. Fathieh, M. J. Kalmutzki, E. A. Kapustin, P. J. Waller, J. Yang, O. M. Yaghi, *Sci. Adv.* **2018**, 4, eaat3198; b) M. J. Kalmutzki, C. S. Diercks, O. M. Yaghi, *Adv. Mater.* **2018**, 30, 1704304; c) N. Hanikel, M. S. Prévot, O. M. Yaghi, *Nat. Nanotechnol.* **2020**, 15, 348-355; d) W. Xu, O. M. Yaghi, *ACS Cent. Sci.* **2020**, 6, 1348-1354; e) N. Hanikel, X. Pei, S. Chheda; H. Lyu, W. Jeong; J. Sauer, L. Gagliardi, O. M. Yaghi, *Science* **2021**, 374, 454-459.
- [14] M. G. Rabbani, A. K. Sekizkardes, Z. Kahveci, T. E. Reich, R. Ding, H. M. El-Kaderi, *Chem. Eur. J.* **2013**, 19, 3324-3328.
- [15] H. Furukawa, O. M. Yaghi, *J. Am. Chem. Soc.* **2009**, 131, 8875-8883.
- [16] a) J. P. Perdew, A. Ruzsinszky, G. I. Csonka, O. A. Vydrov, G. E. Scuseria, L. A. Constantin, X. Zhou, K. Burke, *Phys. Rev. Lett.* **2008**, 100, 136406; b) S. Grimme, J. Antony, S. Ehrlich, H. Krieg, *J. Chem. Phys.* **2010**, 132, 154104.
- [17] J. Sun, A. Ruzsinszky, J. P. Perdew, *Phys. Rev. Lett.* **2015**, 115, 036402.
- [18] In addition to the SCAN functional, we have tested the other functionals such as PBEsol and TPSS for computing the relative binding energies. The SCAN functional has been reported to provide the more agreeable with experiment results that is further validated in our work (see Supporting Information for details): a) J. Cirera, E. Ruiz, *J. Phys. Chem. A* **2020**, 124, 5053-5058; b) I. G. Buda, C. Lane, B. Barbiellini, A. Ruzsinszky, J. Sun, A. Bansil, *Sci. Rep.* **2017**, 7, 1-8; c) A. Chakraborty, M. Dixit, D. Aurbach, D. T. Major, *npj Comput. Mater.* **2018**, 4, 60; d) J. W. Furness, A. D. Kaplan, J. Ning, J. P. Perdew, J. Sun, *J. Phys. Chem. Lett.* **2020**, 11, 8208-8215.
- [19] a) J. S. Splitter, M. Calvin, *J. Org. Chem.* **1958**, 23, 651-651; b) J. S. Splitter, M. Calvin, *J. Org. Chem.* **1965**, 30, 3427-3436; c) Y. Zeng, B. T. Smith, J. Hershberger, J. Aubé, *J. Org. Chem.* **2003**, 68, 8065-8067; d) Y. Zhang, M. L. Blackman, A. B. Leduc, T. F. Jamison, *Angew. Chem.*

Int. Ed. **2013**, *52*, 4251-4255; e) B.-G. Cai, S.-S. Luo, L. Li, L. Li, J. Xuan, W.-J. Xiao, *CCS Chem.* **2020**, *2*, 2764-2771.

- [20] Selected reports on light-induced post-synthetic modifications of COFs: a) N. Huang, X. Ding, J. Kim, H. Ihee, D. Jiang, *Angew. Chem. Int. Ed.* **2015**, *54*, 8704-8707; b) T. Jadhav, Y. Fang, C.-H. Liu, A. Dadvand, E. Hamzehpoor, W. Patterson, A. Jonderian, R. S. Stein, D. F. Perepichka, *J. Am. Chem. Soc.* **2020**, *142*, 8862-8870.
- [21] Reviews on post-synthetic modifications of COFs: a) J. L. Segura, S. Royuela, M. M. Ramos, *Chem. Soc. Rev.* **2019**, *48*, 3903-3945; b) Y. Yusran, X. Guan, H. Li, Q. Fang, S. Qiu, *Natl. Sci. Rev.* **2020**, *7*, 170-190.

Entry for the Table of Contents



A nitro-linked covalent organic framework, COF-115, has been synthesized for the first time via polycondensation reaction. The sorption analyses of COF-115 revealed a porosity of 1387 m²/g, and a superior potential for atmospheric water harvesting and CO₂ capture applications compared to their imine-based analogs. Finally, COF-115 was found to undergo a photochemical rearrangement to the corresponding amide-linked material.