

UCRL-JC-123865
PREPRINT

CONF-9604130--2

SPATIAL VARIATIONS OF SCAVENGING RATES WITHIN THE CENTRAL AND NORTHERN ADRIATIC SEA: USE OF U-Th DISEQUILIBRIA

RECEIVED

MAY 17 1996

OSTI

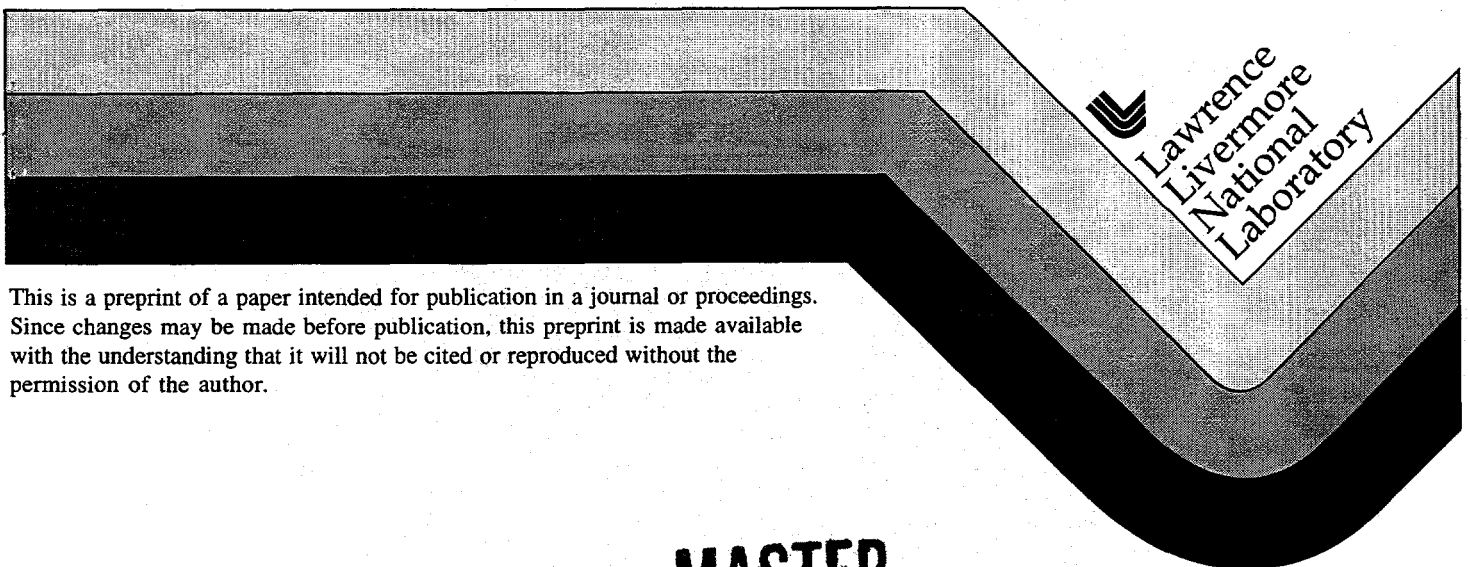
T. Hamilton
Lawrence Livermore National Laboratory

J. Heilmann
Danish Institute for Fisheries & Marine Research

S. Fowler, J.-C. Miquel
IAEA Marine Laboratory

This paper was prepared for submittal to the
EEC Conference on Physical and Biogeochemical Processes of the Adriatic Sea,
Ancona, Italy, April 23-27, 1996

April 1996



This is a preprint of a paper intended for publication in a journal or proceedings.
Since changes may be made before publication, this preprint is made available
with the understanding that it will not be cited or reproduced without the
permission of the author.

MASTER

DISCLAIMER

This document was prepared as an account of work sponsored by an agency of the United States Government. Neither the United States Government nor the University of California nor any of their employees, makes any warranty, express or implied, or assumes any legal liability or responsibility for the accuracy, completeness, or usefulness of any information, apparatus, product, or process disclosed, or represents that its use would not infringe privately owned rights. Reference herein to any specific commercial product, process, or service by trade name, trademark, manufacturer, or otherwise, does not necessarily constitute or imply its endorsement, recommendation, or favoring by the United States Government or the University of California. The views and opinions of authors expressed herein do not necessarily state or reflect those of the United States Government or the University of California, and shall not be used for advertising or product endorsement purposes.

RECEIVED

DISCLAIMER

Portions of this document may be illegible in electronic image products. Images are produced from the best available original document.

Conference "Physical and Biogeochemical Processes of the Adriatic Sea"
Portonovo (Ancona, Italy)

23-27 April 1996

DRAFT doc.

(Wednesday 24 April 0820-0840 h)

**SPATIAL VARIATIONS OF SCAVENGING RATES WITHIN THE
CENTRAL AND NORTHERN ADRIATIC SEA: USE OF U-Th
DISEQUILIBRIA**

Hamilton, T.* , Heilmann, J.** Fowler, S. & Miquel, J.-C.

IAEA Marine Environment Laboratory
B.P. 800
MC-98012 Monaco

* Present Address: Lawrence Livermore National Laboratory
L-453, P.O. Box 808
Livermore, CA94551-9900
USA

**At: Danish Institute for Fisheries & Marine Research
Marine Ecology Dept., Charlottenlund Castle
Charlottenlund 2920

DENMARK

1. Introduction

Dissolved and particulate concentrations of ^{234}Th , ^{210}Pb and ^{210}Po were measured in surface waters of the central and northern Adriatic Sea. The half-lives and biogeochemistry of ^{234}Th ($t_{1/2} = 24.1$ days), ^{210}Po ($t_{1/2} = 138.4$ days) and ^{210}Pb ($t_{1/2} = 22.3$ years) are ideal for studying particle dynamics in the upper water column (Aller and Cochran, 1976; Bacon *et al.*, 1976; Coale and Bruland, 1985). For example, models based on ^{234}Th : ^{238}U disequilibria have been successfully used to estimate scavenging rates of dissolved Th onto particles, particle residence times and the ^{234}Th flux or removal on sinking particles (Coale and Bruland, 1987). Moreover, it has been observed that the residence time of dissolved ^{234}Th with respect to removal on biogenic particles is inversely proportional to primary productivity and may be used to predict export from or 'new' production in the euphotic zone (Coale and Bruland, 1985; Coale and Bruland, 1987). Model-derived ^{234}Th fluxes can also be used to help validate sediment trap collections in the upper water column (Buesseler, 1991). The aim of the present study was to gain an insight into the intensity and variability of active scavenging and particle removal processes in the central and northern Adriatic Sea. This semi-enclosed sea is strongly influenced by fresh water runoff from rivers carrying large quantities of dissolved nutrients and suspended particles. These inputs of nutrients and suspended particles are expected to give rise to large biological and biogeochemical gradients across the continental shelf and offer a range of environments for studying particle scavenging and removal processes. As such, we have examined the relationships between ^{234}Th scavenging rates and residence times of dissolved and particulate phases as a function of other physical and biological parameters (primary productivity, POC, chlorophyll, C/N and total suspended matter). Particular reference is made to the two contrasting environments of the Adriatic--a eutrophic zone near the Po River outflow and in the largely oligotrophic waters of the Jabuka Pit.

2. Materials and Methods

Sea water samples for dissolved and particulate radionuclides were collected from eight stations in the northern and central Adriatic Sea during the ELNA6 in July 1994 (Fig. 2). Our sampling strategy was based on the availability of shiptime. Detailed water column profiles were collected from two sites: at St. 34 & 36 close to the Po outflow region and at St. 87 in the Jabuka Pit. At each of the five other stations water samples were collected from a single depth below the mixed layer close to the chlorophyll maximum. Niskin bottles attached to a CTD rosette sampler were used to collect samples of sea water for other chemical and biological parameters, i.e. TSM, chlorophyll, particulate organic carbon and nitrogen, and primary productivity.

2.1. Sampling

Samples for dissolved and particulate ^{234}Th , ^{210}Pb and ^{210}Po were collected using large volume *in-situ* particle samplers (Challenger Oceanics, UK). These pumps are designed to allow collection of dissolved and particulate phases. The water passes sequentially through a $0.45\ \mu\text{m}$ Asypor filter membrane fitted to the head of the pump and two MnO_2 -impregnated polypropylene cartridges. Immediately after recovering the pumps, the MnO_2 -impregnated cartridges containing the dissolved phases were rinsed with deionised water to remove excess sea salt and placed in plastic bags. The Asypor membrane filters containing the particulate matter were stored in a freezer. Cartridge scavenging efficiency was determined from the relative radionuclide activities found on the first and second cartridges as defined by the equation, $1 - B/A$, where A is the first in-line cartridge and B is the second (after Buesseler *et al.*, 1991). A full description of the field and laboratory techniques will be described elsewhere (Hamilton *et al.*, in prep.).

2.2. Chemical analyses

Radionuclides

The ^{234}Th , ^{210}Po and ^{210}Pb were stripped from the MnO_2 -impregnated cartridges using a mixture of 10% HNO_3 - H_2O_2 . The membrane filters were digested in nitric acid with addition of a few drops of HF to dissolve any siliceous material. The filter digest was diluted to a volume of 50ml and an aliquot retained for ICP-MS analyses. ^{230}Th , ^{209}Po and 5 mg of stable Pb were added as yield tracers.

^{210}Po and ^{210}Pb were separated by either APDC chelate coprecipitation or extraction into 1% DDTC in chloroform. The Po was then plated onto a spinning Ag disc (Hamilton and Smith, 1986) and the activity counted by alpha-spectrometry using silicon surface barrier detectors. The samples were then stored for 12 months to allow ^{210}Po to grow in from decay of ^{210}Pb . A second Po deposition was then used to quantify the activity of ^{210}Pb in the samples. The recovery of ^{210}Pb was measured by ICP-MS analyses of the stable Pb added as a yield tracer. ^{210}Po and ^{210}Pb were decay corrected to the time of sampling.

Thorium isotopes were separated by extraction into 30% Aliquat-336 in xylene from 2M HNO₃ and then back extracted into 10M HCl extraction. The thorium fraction was then evaporated to dryness with addition of HNO₃ and electrodeposited onto stainless steel discs using a H₂SO₄-Na₂SO₄ electrolyte solution. The ²³⁴Th activity on the discs was measured using a gas-proportional beta counter. These samples were also counted by alpha-spectrometry in order to determine the chemical recovery of ²³⁰Th. Estimates of the uncertainties in radionuclide concentrations as reported in Table 1. are based on 1σ counting statistics and uncertainty in the spike additions, blanks and cartridge extraction efficiencies.

Measurements of primary productivity

Measurements of primary productivity were made using ¹⁴CO₂ incorporation in a temperature controlled, artificial light incubator under seven different photon intensities (0-600 mmol m⁻² s⁻¹) for 2 hours at ambient mean water column temperature. Samples removed from the incubator were size-fractionated by sequential filtration through 8, 3 and 0.2 mm cellulose nitrate filters. The filters were dried over acid and stored at -5°C. A Tri-Carb 1600TR liquid scintillation analyser (Packard Instruments) was used for the measurements. The quantity of ¹⁴C incorporated in dark control bottles was subtracted from the sample bottles and productivity versus irradiance curves for the individual depths were constructed. No correction was made for isotope discrimination or respiratory loss. Details of the model from which all primary productivity estimates are based will be given in another section of the final report.

Measurements of POC, TSM and Chlorophyll

Between 2 and 6 litres of sea water were filtered onto preweighed, precombusted glassfiber filters (GF/F) for analysis of POC, PON and TSM. Sea salt was removed by rinsing the filter with a few ml of distilled water. A separate aliquot of sea water was filtered for measurement of Chlorophyll *a* (chl. *a*). The filters used for POC and TSM were oven dried at 60°C to constant weight. Particulate C and N were measured by combustion in a HERAEUS CHN-Elemental Analyser. POC samples were pretreated with 1M phosphoric acid to remove carbonate carbon prior to analysis.

2.3. Modelling of U:Th disequilibria

The residence times of dissolved and particulate ²³⁴Th in the Adriatic Sea were calculated using the scavenging model of Coale and Bruland (1985) and Aller and Cochran (1976). ²³⁴Th (T_{1/2} = 24.1 days) is produced throughout the water column at a rate proportional to the decay of its conservative parent, ²³⁸U. The supply of dissolved ²³⁴Th (A_Uλ_{Th}) using a steady state assumption will be balanced by decay (A^d_{Th}λ_{Th}) and scavenging onto particles (J_{Th}). A mass balance equation may be expressed as:-

$$A_U \lambda_{Th} = A_{Th}^d \lambda_{Th} + J_{Th} \quad (1)$$

Assuming that scavenging of dissolved ²³⁴Th onto particles follows first order kinetics, a scavenging rate constant (K_d) can be defined, where

$$K_d = J_{Th} / A_{Th}^d \quad (2)$$

which is the reciprocal of the residence time (τ_d) for dissolved ²³⁴Th. Substituting in equation 1, the scavenging rate coefficients (K_d, d⁻¹) can be calculated from measurements of A^d_{Th} and A_U.

$$K_d = (A_U - A_{Th}^d) \lambda_{Th} / A_{Th}^d \quad (3)$$

Similarly the particulate ^{234}Th supply (J_{Th}) (see equation 1) is balanced by losses due to radioactive decay ($A\rho_{\text{Th}}\lambda_{\text{Th}}$) and removal by the particle flux (P_{Th}), where

$$J_{\text{Th}} = A\rho_{\text{Th}}\lambda_{\text{Th}} + P_{\text{Th}} \quad (4)$$

and the mean residence time particulate ^{234}Th is given by:-

$$\tau\rho = A\rho_{\text{Th}}/P_{\text{Th}} \quad (5)$$

By integrating through the water column, measurements of the Th_{U} , A_{Th}^{d} and $A\rho_{\text{Th}}$ allow estimates of J_{Th} and P_{Th} to be calculated ($\text{Bq m}^{-2} \text{d}^{-1}$). Uranium is a conservative element where the ^{238}U concentration can be expressed as a function of the sea water salinity, i.e., $A_{\text{U}} = 1.18 \text{ mBq} \times \text{salinity}$. For data reported in this study, particulate and total sea water ^{238}U concentrations (and particulate ^{232}Th) have been measured directly by isotope dilution ICP-MS.

3. Results and Discussion

Data on each of the eight stations sampled during the 1994 summer cruise (ELNA6, 27 July-2 August) are summarised in Table 1. Water column profiles were collected from Station 34/36 (Po outflow region) and Station 87 in the Jabuka Pit (Fig. 1). Integrated chlorophyll and primary productivity measurements are taken from Heilmann *et al.*, (1995). Compared to the ELNA2 and ELNA3 summer cruise there was reportedly a greater presence of freshwater during ELNA6 (SPM Data Report 8). Depressed surface salinities observed over the entire observational area may have important consequences for studying particle scavenging processes because of the presence of lithogenic particles in the water column. Both lithogenic and biogenic particles may be responsible for scavenging of dissolved ^{234}Th as well as other particle reactive radionuclides in sea water. Our study is also limited to one observational period (within the summer stratified season) and, therefore, may not be representative of seasonal conditions.

^{234}Th scavenging and residence times

The concentrations of dissolved, particulate and total ^{234}Th , as well as particulate ^{238}U and ^{232}Th , are presented in Table 2. Within the precision of our ICP-MS analyses ($\pm 3-8\%$), the ^{238}U concentration of unfiltered sea water was consistent with values normalised to 35 ppt salinity for the open-ocean. We have therefore used the ^{238}U -salinity relationship for open ocean waters to estimate the total supported ^{234}Th (A_{U}) in the water column as described in Section 2 of this report (Ku *et al.*, 1977).

The $A_{\text{d}}\text{Th}:A_{\text{U}}$ activity ratios vary from 0.21 to 0.75 and clearly imply that ^{234}Th is being actively scavenged from sea water on a timescale of <3 months. The concentration of dissolved ^{232}Th in sea water is extremely low and much of the ^{232}Th delivered by rivers will be in particulate form (Anderson *et al.* 1991). We can therefore use particulate ^{232}Th as a measure of the relative contributions of inorganic (lithogenic) and organic (biogenic) particles to the suspended particulate load in the water column. In general, particulate ^{232}Th concentrations do appear to decrease away from the Po outflow region (St. 34/36) and other nearshore stations (St. 74 & 71). The lowest values occur in surface waters of the Jabuka Pit in the central Adriatic Sea ($0.002-0.004 \text{ ng l}^{-1}$) (St. 87). (see Table 2 and Fig. 1.). High concentrations of particulate ^{232}Th ($0.23-0.37 \text{ ng l}^{-1}$) were found at St. 74 and at a depth of 80 m in the Jabuka Pit (St. 87). We estimate that the total lithogenic contribution to the suspended particulate load for these two water samples to be about 8% and 13%, respectively. St. 74 was located in shallow water close to the Italian coast (Fig. 1.) where we would expect to see high concentrations of inorganic particles in the water column from resuspension of sediments and inputs from land. The relatively high concentration of particulate ^{232}Th in the 80m sample from St. 87 is more difficult to explain. The most probable explanation is contamination although sample filters were handled with great care in order to avoid such problems. Another possible source of particulate Th is lateral transport of suspended particulates and resuspended sediment off the upper slope of the Pit. However, there appears to be no direct evidence to support this claim.

The residence time of dissolved ^{234}Th with respect to scavenging onto particles varies between 9 and 79 days for samples taken above the pycnocline and between 16 and 109 days below (Table 3). These values compare with 1.4 d for Long Island Sound (Aller & Cochran, 1976), 0.3-0.9 days for the Yangtze continental shelf (McKee *et al.*, 1984), 0.5- 7.7 days for the Eastern Irish Sea (Kershaw and Young, 1988) and between 6-101 days for the open ocean (Coale and Bruland, 1985; Shimmield *et al.*, 1995). Hence, the residence times appear to fall in an intermediate range between typical values observed in coastal areas and those in the open ocean. By comparison the residence times of particulate ^{234}Th (t_{p}) are all <10 days except for two samples taken below the pycnocline from St. 87 in the Jabuka Pit (Table 3.). A short residence time for particulate ^{234}Th implies that Th bearing particles are

being rapidly transported. In Section A. we eluded to the importance of zooplankton grazing and fecal pellet production in contributing to the mass-flux of carbon and other biogenic elements. Scavenging and rapid removal of particulate ^{234}Th from the water column can also be explained by a similar mechanism.

A more detailed analysis of the depth distribution of dissolved and particulate ^{234}Th at St. 34/36 and st. 87 was attempted (Fig. 2). Both water column profiles are depleted in ^{234}Th with respect to ^{238}U . At St. 34/36, near the Po outflow region, the disequilibrium extends to the near bottom and indicates that particulate ^{234}Th is being removed to the sediments. This is apparently not the case at St. 87 in the Jabuka Pit where dissolved and particulate ^{234}Th are rapidly stripped from the upper 60 m but then appear to approach an equilibrium value at a depth of 80 m (see Table 3 and Fig. 2). We can conclude that particles at St. 87 are being more efficiently recycled compared to St. 34/36.

POC, TSM, chlorophyll and primary productivity interrelations

Previous studies on ^{234}Th scavenging have reported a clear correlation between the residence time of dissolved ^{234}Th and the number of particles in suspension (McKee *et al.*, 1984; Kershaw and Young, 1988). The two main factors affecting this relationship are (1) the probability that ^{234}Th comes into contact with a particle (which will be directly proportional to concentration of particles), and (2) the nature and reactivity of the available particles. There appears to be no clear correlation between the ^{234}Th residence times and TSM in our study in the Adriatic Sea (Table 3, Fig. 2). The variability in residence times must therefore be controlled largely by variations in particle reactivity and/or active biological uptake. Within our limited data set, the highest scavenging rate coefficients (max. 0.11 d^{-1}) do occur with the highest measured POC concentration (St. 74) (Table 3). Similarly, the lowest scavenging rate (0.009 d^{-1}) correspond with the lowest measured POC concentration (80 m - St. 87; Table 3 & Fig. 2). This implies that biological processes may dominate the ^{234}Th scavenging and removal processes despite the obvious presence of inorganic particles.

Numerous studies have shown that ^{234}Th can be used to quantify particle scavenging and export from the euphotic zone (Coale and Bruland, 1985, 1987; Buesseler *et al.*, 1992). We have therefore attempted to investigate the coupling between primary productivity and ^{234}Th scavenging. The scavenging rate of dissolved ^{234}Th with respect to particles (Kd) has been plotted against primary productivity for different phytoplankton cell size ranges in Fig. 3. Data points have been divided into stations taken above the pycnocline (open circles) and those below (filled circles). The depth of the lower pycnocline corresponds with the 1-5% level of photosynthetic active irradiance and for the purposes of our study we treat this depth as the boundary between euphotic and aphotic zones.

Scavenging rates appear to correlate best with primary productivity occurring in the euphotic rather than the aphotic zone below the pycnocline (Fig. 3a). It is also informative to examine the scavenging rates as a function of phytoplankton cell size (Figs. 3b-d). Scavenging rates versus primary productivity show significant correlations both in terms of first and second order regressions. In general, better correlations can be found by comparing the larger cell sizes with scavenging rates ($>8\text{ }\mu\text{m}$, $r^2=0.73$ for a first order regression on all samples taken above the pycnocline (Fig. 3d). Heilmann (in prep.) has suggested that the size structure of the planktonic food web can provide preliminary information about the export capacity from primary productivity. Large-sized phytoplankters are expected to dominate where the food web is maintained by inputs of 'new' nutrients whereas in strongly stratified, oligotrophic environments, phytoplankton production will primarily occur in 'regenerated' production with a dominance of small-sized phytoplankton. This general hypothesis appears to be consistent with the use of ^{234}Th as a tool to evaluate 'new' production (Eppley, 1989). Moreover, large diatom cells containing SiO_2 frustules should act as better scavengers of dissolved Th (as well as other particle reactive radionuclides) than small flagellate types which lack hard integument (e.g., see Fisher *et al.*, 19983).

In a study on the distribution, activity and cell size structure of phytoplankton in the Adriatic Sea, Heilmann (in prep.) has suggested that the planktonic community in the northern Adriatic holds a greater potential for carbon export because of the dominance of larger-sized phytoplankton compared to the offshore oligotrophic region within the Jabuka Pit. However, we observed a significant depletion of ^{234}Th in the upper water column of the Jabuka Pit station as well as in the Northern Adriatic (Fig. 2). We believe that the most important process leading to carbon export is zooplankton grazing and fecal pellet production. This process will not necessarily be limited to the larger-sized cells. The presence of ellipsoidal and large cylindrical fecal pellets in trap samples indicated the occurrence of active mesoplankton and euphausiid populations above the traps. Most of the fecal pellets observed in the trap samples were produced by copepods (Miquel and Fowler, unpubl. results). Copepods are able to filter particles as small as $2\text{-}3\text{ }\mu\text{m}$ (Raymont, 1983) and could contribute significantly to the removal of Th by repackaging and export as fecal material. Euphausiids (*Euphausia* sp., *Meganyctiphanes norvegica*) feed

largely on particles $>10 \mu\text{m}$ and in this case grazing will only affect the large cell fraction of phytoplankton. Small-sized phytoplankton such as the flagellates will also be grazed forming micropellets which will be more readily recycled in a microbial loop. If this is true, the temporal and spatial variation in carbon export will depend as much on the dynamics of grazing zooplankton as on the phytoplankton community structure. In relation to this study on ^{234}Th scavenging in the Adriatic, the presence of a greater abundance of small-size cells in the Jabuka Pit area is consistent with the hypothesis that biogenic material in these waters will be more rapidly recycled.

^{234}Th -derived carbon fluxes

The irreversible scavenging model adopted from Coale and Bruland (1985) assumes no diffusive or advective transport under steady state conditions. Ideally, we need a time-series of measurements to test these assumptions but this could not be done within the context of the ELNA sampling programme. We do, however, suspect that horizontal advection may be an important source of both dissolved and particulate ^{234}Th especially in the northern Adriatic near the Po River outflow.

The ^{234}Th data has been pooled for Stations 34 and 36 in order to examine the depth distribution of dissolved and particulate ^{234}Th (Fig. 2). These two stations were occupied at identical positions but were separated in time by approximately three hours. In Fig. 2, we show data on TSM and POC for both stations. Although the precision on replicate analyses of TSM and POC were poor, it appears that the structure of the water column has been significantly modified even during this short period; therefore, we must doubt the validity of applying a steady state model under these conditions. Nonetheless, the use of this model in the Adriatic Sea provides useful comparative data on scavenging rates and fluxes from the different regions, e.g., northern Adriatic near the Po outflow region compared with the more oligotrophic waters in the Jabuka Pit.

As one of the primary goals of the ELNA project was to estimate fluxes of carbon and other biogenic elements, we have integrated the average fluxes from our scavenging model (P_{Th}) with POC/ ^{234}Th ratios in surface waters to obtain estimates of the organic carbon flux. Integrating over the surface 20 m, the organic carbon fluxes are about $250 \text{ mg C m}^{-2} \text{ d}^{-1}$ off the Po outflow region (St. 34/36) and about $100 \text{ mg C m}^{-2} \text{ d}^{-1}$ in the Jabuka Pit. The total integrated primary production in these two areas was between 170 and $340 \text{ mg C m}^{-2} \text{ d}^{-1}$ (0-27) and about $400 \text{ mg C m}^{-2} \text{ d}^{-1}$ (0-70 m), respectively (Table 1). Future efforts will concentrate on assessing the quality of these data. It will also be possible to estimate carbon fluxes based on the particulate ^{234}Th and ^{210}Po residence times and POC inventory (available through other ELNA partners) in order to give a more general synopsis of spatial variations in organic carbon fluxes in the Adriatic.

4. Conclusions

The residence times of dissolved ^{234}Th with respect to scavenging onto particles varies between nine and 109 days. Even within the northern and central Adriatic Sea where there is an obvious input of lithogenic particles, scavenging rates appear to show a significant correlation with ^{14}C primary productivity measurements. The residence times of particulate ^{234}Th over much of the study area are relatively short (1-10 days) and indicate that particulate ^{234}Th is being efficiently transported downward. Scavenging and rapid removal of particulate ^{234}Th from the water column is best explained by a mechanism of zooplankton grazing and fecal pellet production. At one sight in the Jabuka Pit, particulate ^{234}Th residence times below the pycnocline are long (30-40 days) suggesting that particles are being more readily recycled at these depths. By comparison, in a sea waer profile collected near the Po outflow region, ^{234}Th is depleted with respect to ^{238}U through the entire water column. We conclude from this assessment that particles in waters near the Po River outflow will be more efficiently transported to bottom sediments compared with those in waters over the Jabuka Pit. Based on some preliminary estimates from our scavenging model, the C fluxes in these two regions, integrated over the surface 20 m, are about $250 \text{ mg C m}^{-2} \text{ d}^{-1}$ for the Po outflow region and $100 \text{ mg C m}^{-2} \text{ d}^{-1}$ in the Jabuka Pit. It would be useful to conduct similar studies on radionuclide scavenging processes in the Adriatic in order to compare fluxes of materials during different seasons.

ACKNOWLEDGEMENT

Work performed under the auspices of the U.S. Department of Energy at Lawrence Livermore National Laboratory under contract W-7405-Eng-48.

REFERENCES

- BARGAGLIA, R. FERRARA, R. & MASERTI, B.E., 1988. Assessment of mercury distribution and partitioning in recent sediments of the western Mediterranean basin. *Sci. Total Environ.* **72**: 123-130.
- BERNHARD, M., 1988. Mercury in the Mediterranean. *UNEP Regional Seas Reports and Studies No. 98*, 141 p., UNEP, Nairobi.
- BOLDRIN, A. & RABITTI, S., 1992. Suspended matter in the Gulf of Venice (Northern Adriatic Sea): years 1990-1991. *Rapp. Comm. int. Mer Médit.* **33**: 322 p.
- BURNS, K.A. & VILLENEUVE, J.-P., 1983. Biogeochemical processes affecting the distribution and vertical transport of hydrocarbon residues in the coastal Mediterranean. *Geochim. Cosmochim. Acta* **47**: 995-1006.
- BURNS, K.A. & VILLENEUVE, J.-P., 1987. Chlorinated hydrocarbons in the open Mediterranean ecosystem and implications for mass balance calculations. *Mar. Chem.* **20**: 337-359.
- DONAZZOLO, R., HIEKE MERLIN, O., MENEGAZZO VITTURI, L. & PAVONI, B., 1984. Heavy metal content and lithological properties of recent sediments in the northern Adriatic. *Mar. Poll. Bull.* **15**: 93-101.
- DUJMOV, J., VILLENEUVE, J.-P. & SUCEVIC, P., 1993. Chlorinated hydrocarbons in surface sediments from the open Adriatic. *Chemistry and Ecology* **8**: 81-87.
- EPPLEY, R.W. & PETERSON, B.J., 1979. Particulate organic matter flux and planktonic new production in the deep ocean. *Nature* **282**: 677-680.
- FAGANELI, J., PEZDIC, J., OGORELEC, B., MISIC, M. & NAJDEK, M., 1994. The origin of sedimentary organic matter in the Adriatic. *Cont. Shelf Res.* **14**(4): 365-384.
- FAGANELI, J., PLANINC, R., PEZDIC, J., SMODIS, B., STEGNER, P. & OGORELEC, B., 1991. Marine geology of the Gulf of Trieste (northern Adriatic): Geochemical aspects. *Mar. Geol.* **99**: 93-108.
- FERRARA, R. & MASERTI, B.E., 1992. Mercury concentration in the water, particulate matter, plankton and sediment of the Adriatic Sea. *Mar. Chem.* **38**: 237-249.
- FOWLER, S.W., 1987. PCBs and the Environment: The Mediterranean Marine Ecosystem. In: PCBs and the Environment. Vol. III (J.S. Waid, ed.), pp. 209-239, CRC Press, Boca Raton, Florida, USA.
- FOWLER, S.W., 1990. Critical review of selected heavy metal and chlorinated hydrocarbon concentrations in the marine environment. *Mar. Environ. Res.* **29**: 1-64.
- FOWLER, S.W., BALLESTRA, S. & VILLENEUVE, J.-P., 1990. Flux of transuranium nuclides and chlorinated hydrocarbons in the northwest Mediterranean. *Continental Shelf Sci.* **10**: 1005-1023.
- FOWLER, S.W., HAMILTON, T.F., COQUERY, M., VILLENEUVE, J.P. & HORVAT, M. Concentration of selected trace elements and PCBs in sediments from the Adriatic Sea (in preparation).
- FOWLER, S.W., HAMILTON, T.F., PEINERT, R.D., LA ROSA, J. & TEYSSIE, J.L., 1992. The vertical flux of rare earth elements in the Northwestern Mediterranean. In: EROS 2000 (European River Ocean System) Third Workshop on the north-west Mediterranean Sea. Water Pollution Research Reports 28 (J.-M. Martin & H. Barth, eds.), pp. 401-412, CEC, Brussels.
- FOWLER, S.W., READMAN, J.W., OREGIONI, B., VILLENEUVE, J.-P. & MCKAY, K., 1993. Petroleum hydrocarbons and trace metals in nearshore Gulf sediments and biota before and after the 1991 war: an assessment of temporal and spatial trends. *Mar. Poll. Bull.* **27**: 171-182.

HAMILTON, T.F., FOWLER, S.W., MIQUEL, J.C. & LA ROSA, J. ^{210}Pb dating of sediments from the central and northern Adriatic Sea: The deposition and preservation of sedimentary organic carbon (in preparation a).

HAMILTON, T.F., HEILMANN, J., FOWLER, S.W. & MIQUEL, J.C. Spatial variations of scavenging rates within the central and northern Adriatic Sea: Use of U-Th disequilibria (in preparation b).

HAMILTON, T.F. & SMITH, J.P., 1986. Improved alpha energy resolution for the determination of polonium isotopes by alpha-spectrometry. *Appl. Radiat. Isotopes* 37(7): 628-630.

HEILMANN, J. Distribution, activity and cell size structure of the phytoplankton community in the northern Adriatic Sea (in preparation).

HEUSSNER, S., MONACO, A. & FOWLER, S.W., 1987. Characterization and vertical transport of settling biogenic particles in the northwestern Mediterranean. In: Particle Flux in the Ocean (E.T. Degens, E. Izdar & S. Honjo, eds.), Mitt. Geol.-Palaont. Inst. Univ. Hamburg, SCOPE/UNEP Sonderband 62: 127-147.

HORVAT, M., LIANG, L. & BLOOM, N., 1993. Comparison of distillation with other current isolation methods for the determination of methyl mercury compounds in low level environmental samples, Part 1: Sediments. *Anal. Chim. Acta* 281(1): 135-152.

HORVAT, M., MANDIC, V., LIANG, L., BLOOM, N.S., PADBERG, S., LEE, Y.-H., HINTELMANN, L.H. & BENOIT, J., 1994. Certification of methylmercury compounds concentration in marine sediment reference material, IAEA-356. *Appl. Organomet. Chem.* 8: 533-540.

JEFFREY, S.W. & HUMPHREY, G.F., 1975. New spectrophotometric equations for determining chlorophylls a, b, c₁ and c₂ in higher plants, algae and natural phytoplankton. *Biochem. Physiol. Pflanzen* 167: 191-194.

KING, P., KENNEDY, H., NEWTON, P.P., JICKELLS, T.D., BRAND, T., CALVERT, S., CAUWET, G., ETCHEBER, H., HEAD, B., KHRIPOUNOFF, A., MANIGHETTI, B. & MIQUEL, J.C. Analysis of total and organic carbon and total nitrogen in sediment trap material and marine sediment: an interlaboratory comparison. *Limnol. & Oceanogr.* (submitted, July 1994).

KOVAC, N., FAGANELI, J. & PEZDIC, J., 1992. Sources and fluxes of suspended particulate matter in shallow coastal waters (Gulf of Trieste, Northern Adriatic) A. Particulate organic matter. *Rapp. Comm. int Mer Médit.* 33: 381.

LIANG, L. & BLOOM, N.S., 1993. Determination of total mercury by single-stage gold amalgamation with cold vapour atomic fluorescence spectrophotometry. *J. Anal. Atom. Spec.* 8: 591-594.

LIANG, L., HORVAT, M. & BLOOM, N.S., 1994. An improved method for speciation of mercury by aqueous phase ethylation, room temperature precollection, GC separation and CV AFS detection. *Talanta* 41(3): 371-379.

MARTIN, J.H., KNAUER, G.A., KARL, D.M. & BROENKOW, W.W., 1987. VERTEX: Carbon cycling in the northeast Pacific. *Deep-Sea Res.* 34(2): 267-285.

MIQUEL, J.C., FOWLER, S.W., HAMILTON, T.F., HEILMANN, J., LA ROSA, J. & CARROLL, M. Carbon fluxes and export in the central and northern Adriatic Sea measured with drifting sediment traps (in preparation).

MIQUEL, J.C., FOWLER, S.W., LA ROSA, J. & BUAT-MENARD, P., 1994. Dynamics of the downward flux of particles and carbon in the open northwestern Mediterranean Sea. *Deep-Sea Res.* 41(2): 243-261.

MIQUEL, J.C., FOWLER, S.W., MOSTAJIR, B. & LA ROSA, J., 1995. Long term study of particulate carbon flux in the open NW Mediterranean Sea. In: Global Fluxes of Carbon and its Related Substances in the Coastal Sea-Ocean-Atmosphere System (S. Tsunogai, K. Iseki, I. Koike and T. Oba, eds.). *Proceedings of the 1994 Sapporo IGBP Symposium*, 14-17 November 1994, Hokkaido University, Sapporo, Hokkaido, Japan, M&J International, Yokohama, 353-359.

PUSKARIC, S., FOWLER, S.W. & MIQUEL, J.C., 1992. Temporal changes in particulate flux in the Northern Adriatic Sea. *Estuar. Coast. Shelf Sci.* 35(3): 267-287.

URRERE, M.A. & KNAUER, G.A., 1981. Zooplankton fecal pellet fluxes and vertical transport of particulate organic material in the pelagic environment. *J. Plank. Res.* 3: 369-387.

UNEP 1987. State of the Mediterranean Marine Environment. *MAP Tech. Rep. Ser. No. 28*, 225 p., UNEP, Athens.

UNEP 1990. Assessment of the State of Pollution of the Mediterranean Sea by Organohalogen Compounds. *MAP Tech. Rep. Ser. No. 39*, 224 p.

Table 1. Summary data on ELNA6 *in-situ* pump stations.

Station No.	Longitude (N)	Latitude (E)	Water Depth (m)	Pycnocline Depth (m)	Integrated Chlorophyll (mg chl. m ⁻²)	Integrated Primary Production (C m ⁻² d ⁻¹)	Integration Depth (m)
St. 34	44° 48.75	12° 47.50	32	11	25	337	25
St. 36	44° 48.76	12° 48.02	32	13	27	174	27
St. 51	44° 12.40	12° 48.27	31	18	18	506	30
St. 55	44° 26.31	13° 13.27	48	20	14	1204	50
St. 66	44° 05.20	13° 40.99	68	22	8	274	50
St. 71	44° 50.59	13° 21.17	34	17	16	532	35
St. 74	44° 46.20	13° 14.55	14	13	7	240	14
St. 87	42° 52.64	14° 51.59	240	22	12	405	70

Table 2. Dissolved, particulate and total ^{234}Th , and particulate ^{232}Th and ^{238}U .

Sample	Depth (m)	Radionuclide concentration (mBq l ⁻¹)					Particulate ^{232}Th (ng/l)
		Dissolved ^{234}Th	Particulate ^{234}Th	Total ^{234}Th	Particulate ^{238}U		
St. 34/36	1	15.7	4.3	20	0.059	0.087	
	10	23.3	4.2	27.5	0.015	0.095	
	20	25.7	4.2	30	0.012	0.081	
	24	14.3	2.7	17	0.025	0.026	
St. 51	2	12.7	3.2	15.8	0.009	0.025	
	14	30.3	2.2	32.5	0.016	0.068	
	50	17.3	0.8	18.2	0.005	0.054	
	20	26.5	3.3	30.0	0.017	0.097	
	5	8.7	6.2	15	0.022	0.23	
St. 87	10	20.8	3.0	23.3	0.009	0.006	
	40	23.8	2.3	26.7	0.004	0.002	
	60	23.3	12.5	35	0.004	0.012	
	80	34.3	4.8	40	0.053	0.37	

Table 3. Measured and derived parameters associated with an irreversible particle scavenging model under steady state conditions. ($A_U = {}^{238}\text{U}$ activity of sea water; K_d = first order scavenging rate constant for dissolved ${}^{234}\text{Th}$ with respect to particles (d^{-1}), t = residence times for dissolved (d , days) and particulate ${}^{234}\text{Th}$ (P , days), and J_{Th} & $P_{\text{Th}} = {}^{234}\text{Th}$ scavenging and particle removal fluxes units of $\text{mBq } 1000 \text{ l}^{-1} \text{ d}^{-1}$).

Sample	A_U	K_d	t^d	t^p	J_{Th}	P_{Th}
St. 34/36						
0 m	41.1	0.048	21	7	729	604
10 m	44.1	0.026	39	9	597	477
20 m	44.4	0.021	47	10	541	417
24 m	44.5	0.063	16	3	861	785
St. 51	44.0	0.071	14	4	901	810
St. 55	44.7	0.014	74	6	414	351
St. 66	44.8	0.045	22	1	791	767
St. 71	44.4	0.020	51	8	513	413
St. 74	41.4	0.11	9	8	914	760
St. 87						
10 m	44.6	0.041	30	5	683	611
40 m	45.1	0.027	39	4	614	533
60 m	45.2	0.023	37	43	628	293
80 m	45.3	0.009	109	32	315	760

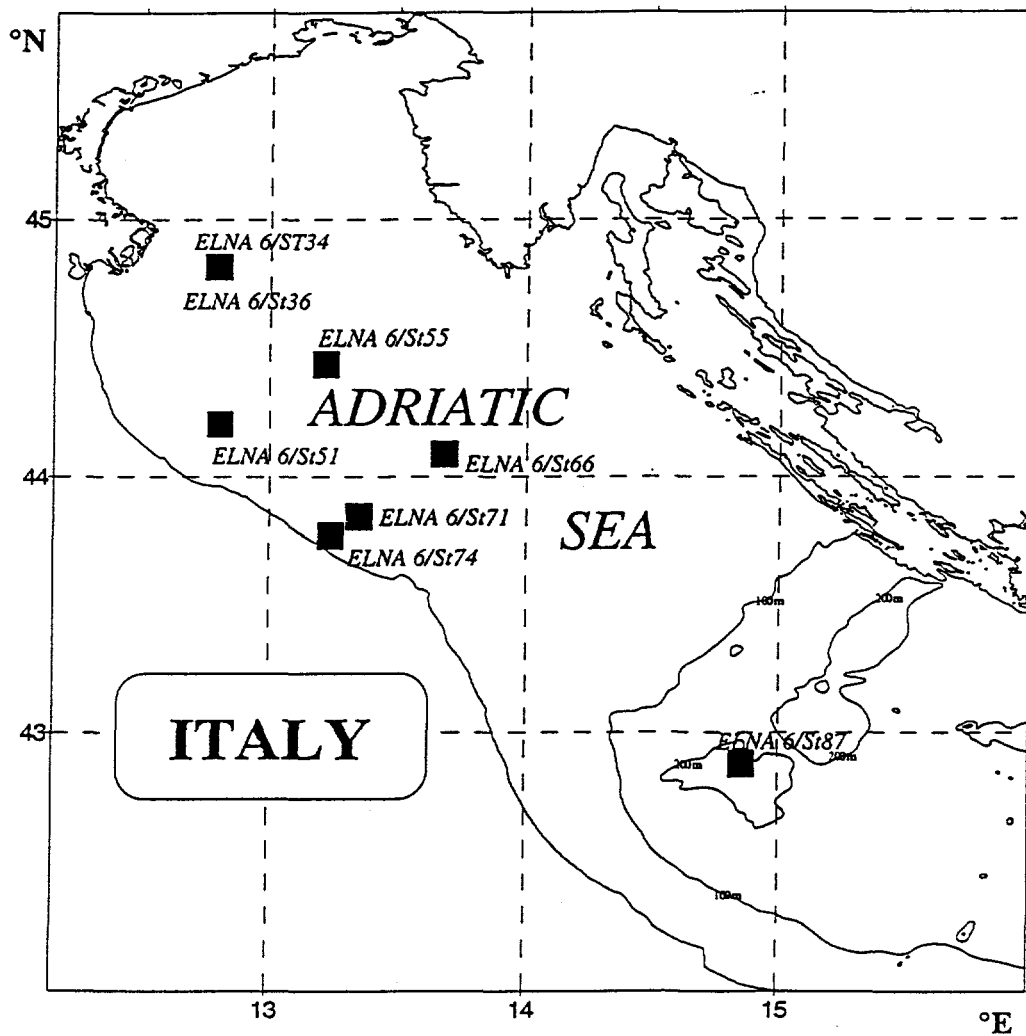
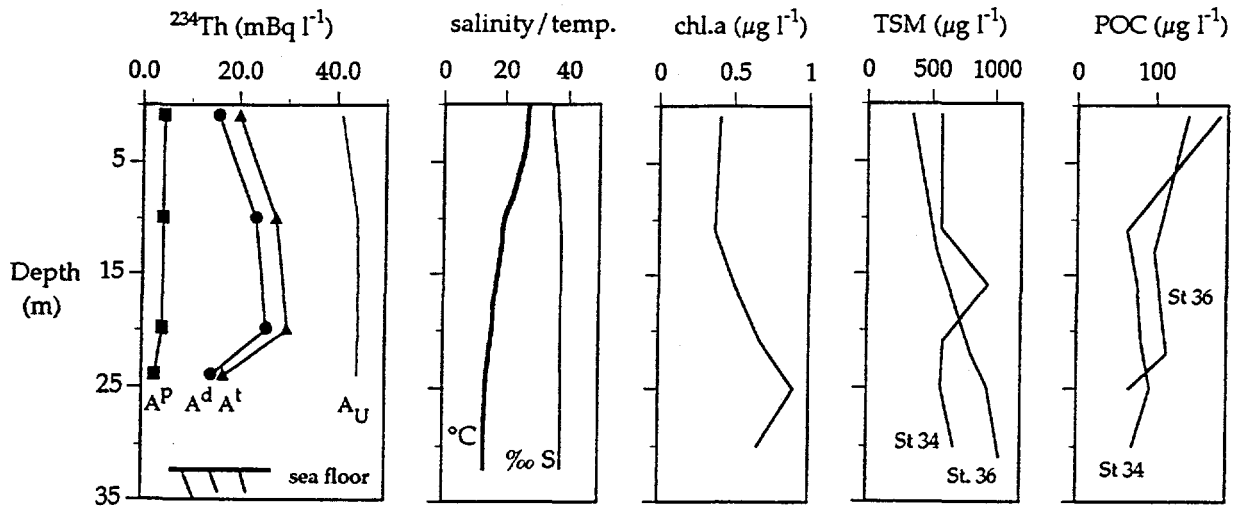


Fig. D 1. Geographical area and sample location of *in-situ* pump stations.

Fig. D2. Depth distribution of dissolved (A^d), particulate (A^p) and total (A^t) ^{234}Th , uranium (A_U), chlorophyll a. (chl. a.), total suspended matter (TSM) and particulate organic carbon (POC) at two stations in the Adriatic Sea.

Station 34/36 (Po outflow region)



Station 87 (Jabuka Pit)

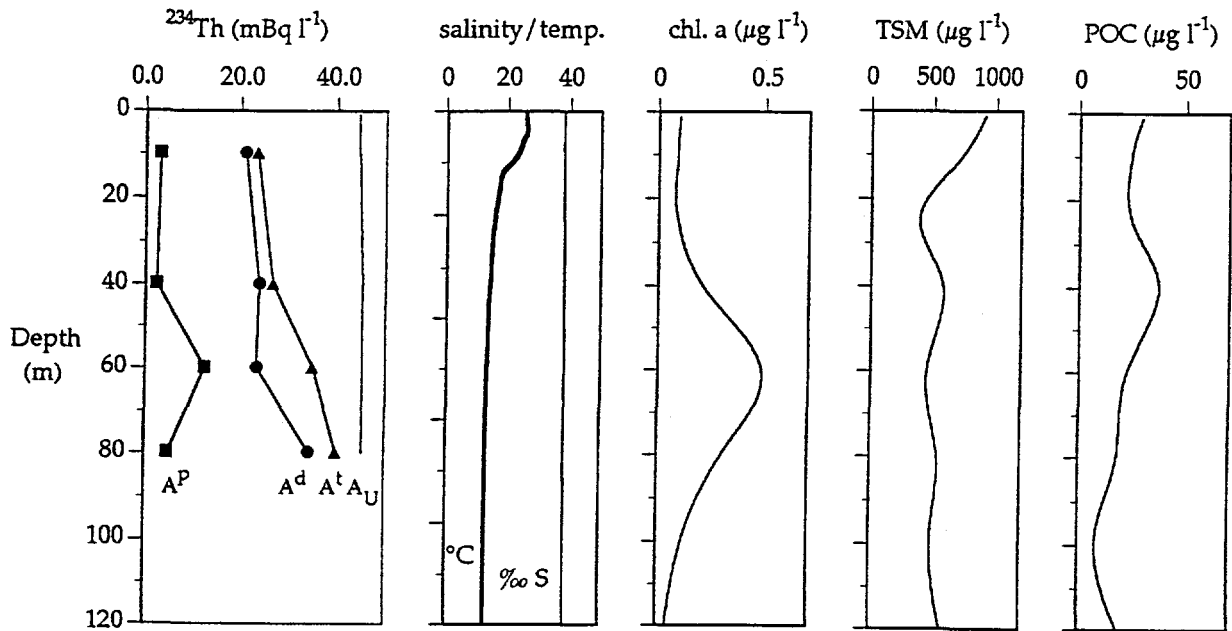


Fig. D3. ^{234}Th scavenging rates versus primary production for different cell sizes.

