

CHORUS

This is the accepted manuscript made available via CHORUS. The article has been published as:

Analytical continuation of matrix-valued functions: Carathéodory formalism

Jiani Fei, Chia-Nan Yeh, Dominika Zgid, and Emanuel Gull

Phys. Rev. B **104**, 165111 — Published 6 October 2021

DOI: [10.1103/PhysRevB.104.165111](https://doi.org/10.1103/PhysRevB.104.165111)

Analytical Continuation of Matrix-Valued Functions: Carathéodory Formalism

Jiani Fei,¹ Chia-Nan Yeh,¹ Dominika Zgid,^{2,1} and Emanuel Gull¹

¹*Department of Physics, University of Michigan, Ann Arbor, Michigan 48109, USA*

²*Department of Chemistry, University of Michigan, Ann Arbor, Michigan 48109, USA*

(Dated: September 16, 2021)

Finite-temperature quantum field theories are formulated in terms of Green’s functions and self-energies on the Matsubara axis. In multi-orbital systems, these quantities are related to positive semidefinite matrix-valued functions of the Carathéodory and Schur class. Analysis, interpretation and evaluation of derived quantities such as real-frequency response functions requires analytic continuation of the off-diagonal elements to the real axis. We derive the criteria under which such functions exist for given Matsubara data and present an interpolation algorithm that intrinsically respects their mathematical properties. For small systems with precise Matsubara data, we find that the continuation exactly recovers all off-diagonal and diagonal elements. In real-materials systems, we show that the precision of the continuation is sufficient for the analytic continuation to commute with the Dyson equation, and we show that the truncation of the off-diagonal self-energy elements leads to considerable approximation artifacts.

I. INTRODUCTION

The central object of finite-temperature field theory is the Matsubara Green’s function $\mathcal{G}_{ij}(i\omega_n)$. Finite temperature simulations ranging from perturbative calculations [1–3] to lattice [4] and continuous-time [5] quantum Monte Carlo and lattice QCD [6–8] simulations obtain this quantity. In post-processing, an analytical continuation step to the retarded real axis Green’s function $G_{ij}^R(\omega)$ is performed with the purpose of obtaining single-particle excitation spectra, self-energy information, and approximations to susceptibilities that can then directly be related to experiment.

As small imprecisions in the Matsubara data result in large deviations of the continued quantities, the direct solution of the continuation problem is typically avoided. Instead, methods that aim to fit the Matsubara data with a physically reasonable (*i.e.* smooth, positive and normalized) spectral function, such as the maximum entropy analytic continuation [9–18], the stochastic analytic continuation (SAC) and variants [19–24], the sparse modeling method [25, 26], or machine learning approaches [27] are used, from which the real and imaginary parts of the retarded Green’s functions, self-energies, and susceptibilities are extracted. These methods work well for single-orbital systems and the diagonal components of Green’s functions, especially in the presence of data with statistical uncertainties.

However, Green’s functions for all but the simplest quantum systems are matrix-valued objects with both diagonal and off-diagonal entries. While certain quantities such as the total spectral function only depend on the diagonal entries, the analysis of the self-energy, computation of the susceptibilities, or evaluation of equations such as the Dyson equation on the real axis requires knowledge of both diagonal and off-diagonal entries. As the off-diagonal entries may change sign as a function of frequency, standard continuation methods that rely on positivity [11] fail.

So far, no reliable and general algorithms for the con-

tinuation of matrix-valued Green’s functions exist, even though several approaches have been explored. For instance, one may perform a Padé [13, 28–33] continuous fraction interpolation of both the diagonal and off-diagonal terms. However, the continued results typically exhibit continuation artifacts such as negative spectral functions even for the diagonal part. One may instead transform to a basis that diagonalizes the Green’s function or the self-energy for a given Matsubara frequency [34–36], neglect the remaining off-diagonal elements, and employ a continuation method for diagonal Green’s functions. Unless symmetry dictates that all off-diagonal elements for all frequencies must be zero, this is an uncontrolled approximation and results will depend on the basis chosen. Finally, one may generalize the maximum entropy method to matrix-valued functions and off-diagonal terms [37–40], using either a positive-negative or a maximum ‘quantum’ entropy approach. These methods enforce the positive semidefiniteness of the Green’s function but eliminate sharp and high-energy features, such as the band structure contained in Green’s function data, due to the intrinsic limitations of the fitting procedure.

As we show in this paper, the application of Nevanlinna theory [41] to matrix-valued functions overcomes these limitations, leading to basis-independent interpolations that intrinsically respect the analytic structure of matrix-valued Green’s functions. Using a generalization of Nevanlinna-Pick interpolation to the class of Carathéodory functions, we demonstrate that the analytic continuation of Green’s functions, self-energies, and cumulants [42] leads to matrix-valued functions that are indistinguishable from the exact results for a simple model system. In the context of a real-materials multi-orbital simulation we then demonstrate that the analytic continuation step commutes with the Dyson equation, such that self-energy, cumulant, and Green’s function continuations yield consistent results. Finally, we assess the quality of the frequently used approximation of neglecting off-diagonal self-energy components.

II. THEORY

The main mathematical objects considered in this paper are matrix-valued Green's functions, self-energies, and cumulants. As we will show below, the analytical properties of these functions ensure that they lie, up to a factor of $i = \sqrt{-1}$, in the class of Carathéodory functions [43].

In the following, we will present the mathematical framework by introducing Carathéodory functions and their properties, along with the related class of Schur functions [44] and a mapping between the two classes. We will then reformulate the problem of analytical continuation as an interpolation problem in the class of Schur or Carathéodory functions, in analogy to Ref. [41]. After detailing the conditions under which a Carathéodory interpolant through given Matsubara points exists, we will derive an interpolation algorithm. Finally, we will show that Green's functions, self-energies, and cumulants are Carathéodory functions. An implementation of these equations is provided along with this paper, see Supplemental Material [45].

A. Carathéodory and Schur functions

Consider an open subset \mathcal{B} of the complex plane, such as the unit disk $\mathcal{D} = \{z : |z| < 1\}$ or the upper half of the complex plane $\mathcal{C}^+ = \{z : \text{Im}\{z\} > 0\}$. A matrix-valued function $F(z) : \mathcal{B} \rightarrow \mathbb{C}^{m \times m}$, holomorphic on \mathcal{B} , belongs to the class of Carathéodory functions \mathcal{C} if, for any $z \in \mathcal{B}$, the Hermitian matrix $(F(z) + F^\dagger(z))/2$ is positive semi-definite (PSD) [43, 46, 47].

Analogously, a matrix-valued function $\Psi(z)$, $\mathcal{D} \rightarrow \mathbb{C}^{m \times m}$, holomorphic on \mathcal{D} , belongs to the Schur class \mathcal{S} if $\|\Psi(z)\| \leq 1$ for any $|z| < 1$, where $\|\Psi\|$ denotes norm of the matrix Ψ [44, 48]. We use the spectral norm as the matrix norm in this paper, *i.e.* the largest eigenvalue of the constant matrix $\Psi_s := [\Psi\Psi^\dagger]^{1/2}$, with $(\cdot)^{1/2}$ indicating the Hermitian square root.

While the domain of interest for many-body objects such as the Green's function is the upper half of the complex plane \mathcal{C}^+ , the traditional mathematical literature mostly considers functions on the open unit disk \mathcal{D} . A Möbius transform $h : \mathcal{C}^+ \rightarrow \mathcal{D}$, $h(z) = \frac{z-i}{z+i}$ maps \mathcal{C}^+ to \mathcal{D} , and its inverse $h^{-1}(z) : \mathcal{D} \rightarrow \mathcal{C}^+$ maps the unit disk back to the upper half of the complex plane.

As shown in detail in [46, 48], every Carathéodory function $F(z) \in \mathcal{C}$ restricted to \mathcal{D} can be mapped to a corresponding Schur function $\Psi(z) \in \mathcal{S}$ with the Cayley transform

$$\Psi(z) = [I - F(z)][I + F(z)]^{-1}, \quad (1)$$

and its inverse

$$F(z) = [I + \Psi(z)]^{-1}[I - \Psi(z)]. \quad (2)$$

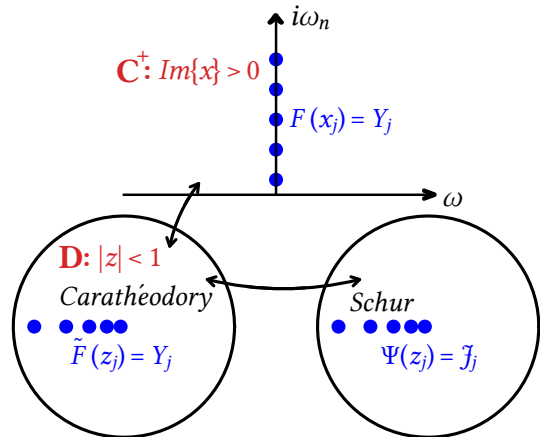


FIG. 1. Mapping of the input Carathéodory problem to a Schur interpolation problem. x_j denote Matsubara frequencies, Y_j Matsubara values, z_j transformed Matsubara points, and J_j transformed Matsubara values

As illustrated in Fig. 1, the construction of a Carathéodory interpolant on the upper half of the complex plane is therefore equivalent to the construction of a Carathéodory interpolant on the unit disk, which in turn is equivalent to the construction of the corresponding Schur interpolant on the unit disk.

B. Pick Criterion

We aim to interpolate matrix-valued Green's functions, self-energies, and cumulants obtained in Matsubara frequencies. Thus, after mapping to the unit disk, the interpolation problem is specified by a set of n Carathéodory $m \times m$ matrices Y_j at n points $z_j \in \mathcal{D}$ (see Fig. 1). We first consider the conditions under which such an interpolation problem has solutions.

Generalizing the Pick criterion for scalar functions [49–51] to the matrix-valued case, Refs. [46, 52] derived an existence criterion for Carathéodory interpolants directly based on input data. Solutions for the interpolation problem exist if and only if the Pick matrix defined for the Carathéodory function on the unit disk \mathcal{D} ,

$$P_C = \left[\frac{Y_k + Y_l^*}{1 - z_k^* z_l} \right]_{(mn) \times (mn)} \quad (3)$$

or alternatively, the Pick matrix defined for the transformed Schur function on \mathcal{D} ,

$$P_S = \left[\frac{I - J_k^* J_l}{1 - z_k^* z_l} \right]_{(mn) \times (mn)} \quad (4)$$

is positive semi-definite; and a unique solution only exists if it is singular.

We note that this criterion is very restrictive in practice. Numerical noise in Monte Carlo typically leads

to negative eigenvalues such that a Carathéodory (or Nevanlinna [41]) solution of the interpolation problem does not exist. Round-off and convergence issues in semi-analytical calculations such as GW simulations of real materials (see Sec. III) lead to eigenvalues that are small and negative, such that the evaluation just above the real axis still leads to PSD spectral functions, while analytical solutions such as those for the Hubbard dimer presented below always satisfy the Pick criterion.

C. Interpolation of Schur functions

Matrix-valued functions in the Carathéodory class have continued fraction expansions [46]. An algorithm to obtain such interpolation is given by matrix extensions of the classical Schur algorithm [46, 52, 53], which we use as interpolation method in this paper.

Given input data $F(x_j) = Y_j$ ($j = 0, 1, \dots, n-1$; $x_j \in \mathcal{C}^+$; $Y_j \in \mathbb{C}^{m \times m}$) for a Carathéodory matrix-valued function $F(z)$, we Möbius transform the domain and conformally map the function value according to Eq. 1 (see Fig. 1), and reformulate the problem as a problem of finding a matrix-valued function $\Psi(z)$ in the Schur class, such that

$$\begin{aligned} \Psi(z_j) = J_j = \Psi\left(\frac{x_j - i}{x_j + i}\right) &= [I - Y_j][I + Y_j]^{-1}, \\ j &= 0, 1, \dots, n-1. \end{aligned} \quad (5)$$

We will proceed as follows. Given an interpolation problem $\Psi = \Psi_0$ with n nodes $\Psi(z_j) = J_j$, $j = 0, 1, \dots, n-1$, we will find a function that interpolates the first node z_0 and express the remaining problem as an interpolation problem Ψ_1 through $n-1$ nodes. This interpolation problem will then be expressed as a function that interpolates the second node z_1 and a remaining problem Ψ_2 through $n-2$ nodes. The procedure will be repeated until all nodes are interpolated and only a free Schur function Ψ_n remains.

We first show how to reduce the Schur function $\Psi_i(z) \in \mathcal{S}$ to $\Psi_{i+1}(z) \in \mathcal{S}$, while releasing the node constraint of $\Psi_i(z)$ at z_i . The reduction step is based on the theories of J-contractive transformations [54] and as follows [46]. Assuming $\Psi_i(z_i) = W_i$, define the matrix-valued function $L_i(z)$ by

$$\begin{aligned} y_i L_i(z) &= [I - W_i W_i^\dagger]^{-1/2} [\Psi_i(z) - W_i] \cdot \\ & [I - W_i^\dagger \Psi_i(z)]^{-1} [I - W_i^\dagger W_i]^{1/2} \end{aligned} \quad (6)$$

where $y_i = |z_i|(z_i - z)/(z_i(1 - z_i^* z))$. $L_i(z) \in \mathcal{S}$ by the Schwarz lemma [54]. Define $\Psi_{i+1}(z)$ as

$$\begin{aligned} \Psi_{i+1}(z) &= [I - K_i K_i^\dagger]^{-1/2} [L_i(z) - K_i] \cdot \\ & [I - K_i^\dagger L_i(z)]^{-1} [I - K_i^\dagger K_i]^{1/2} \end{aligned} \quad (7)$$

where K_i is an arbitrary matrix such that $\|K_i\| < 1$. Since for any $z_k, z_l \in \mathcal{D}$, the matrices $[I - L(z_k)^\dagger L(z_l)]$

and $[I - \Psi_{i+1}(z_k)^\dagger \Psi_{i+1}(z_l)]$ are equivalent under similarity transformation, $\Psi_{i+1}(z) \in \mathcal{S}$ as well.

Notice that in Eq. 6, left- and right-hand-side are both zero at node z_i so that the value of $L_i(z_i)$, and in turn of $\Psi_{i+1}(z_i)$, is free; and that for all remaining nodes $z_j, j > i$, $\Psi_{i+1}(z_j)$ is completely determined by $L_i(z_j)$, in turn by $\Psi_i(z_j)$, up to a freedom in the choice of K_i . We therefore have a new interpolation problem $\Psi_{i+1} \in \mathcal{S}$ with one less node constraint. Iterating the complete algorithm backwards, an arbitrary Schur function $\Psi_n(z) \in \mathcal{S}$ will yield $\Psi_0(z) \in \mathcal{S}$ that hits all interpolation nodes.

K_i , $i = 0, 1, \dots, n-1$ and Ψ_n are free parameters that can be used to enforce additional conditions, such as smoothness [41], and cover all possible interpolants in the class of Schur functions. For convenience, we choose Ψ_n to be the identity matrix and K_i to be zero, for all i .

Denoting $\Psi_i(z_j) = W_j^i$, $i, j = 0, 1, \dots, n-1$ and $W_i^i = W_i$, consistent with the above notation, the first stage of the algorithm consists of computing all W_i and storing them. By Eq. (6) and (7), we have

$$\begin{aligned} W_j^{i+1} &= \frac{z_i(1 - z_i^* z_j)}{|z_i|(z_i - z_j)} [1 - W_i W_i^\dagger]^{-1/2} [W_j^i - W_i] \times \\ & [1 - W_i^\dagger W_j^i]^{-1} [1 - W_i^\dagger W_i]^{1/2} \quad j \geq i+1 \end{aligned} \quad (8)$$

Iterating through $i = 0, \dots, n-2$, we obtain all W_i .

The second stage of the algorithm consists of solving $\Psi_n(z) \rightarrow \Psi_{n-1}(z) \cdots \rightarrow \Psi_0(z) = \Psi(z)$ where $\Psi(z), z \in \mathcal{D}$ is the desired Schur interpolant. This is done by transcribing Eq. (6) and (7) as

$$V_i(z) = \frac{|z_i|(z_i - z)}{z_i(1 - z_i^* z)} \quad (9)$$

$$\begin{aligned} & \times [I - W_i W_i^\dagger]^{1/2} \Psi_{i+1}(z) [I - W_i^\dagger W_i]^{-1/2} \\ \Psi_i(z) &= [I + V_i(z) W_i^\dagger]^{-1} [V_i(z) + W_i] \end{aligned} \quad (10)$$

with i iterating from $n-1$ to 0.

Lastly, we map the Schur class functions back to the Carathéodory space by constructing the Carathéodory interpolant $F(x)$ via

$$F(x) = [I + \Psi\left(\frac{x-i}{x+i}\right)]^{-1} [I - \Psi\left(\frac{x-i}{x+i}\right)] \quad (11)$$

The first stage is computed only once, while the second stage depends on z and is repeated by Eq. 11 for each $x \in \mathcal{C}^+$ that needs to be evaluated.

We note that, as in most Padé codes, our numerical interpolation is highly sensitive to numerical roundoff and is therefore performed in 512 or 1024-bit precision.

D. Carathéodory Functions in Many-Body Theory

We now show that the Green's functions, self-energies, and cumulants commonly encountered in many-body theory are Carathéodory functions (up to factors of i) and can therefore be interpolated with the interpolation method described above.

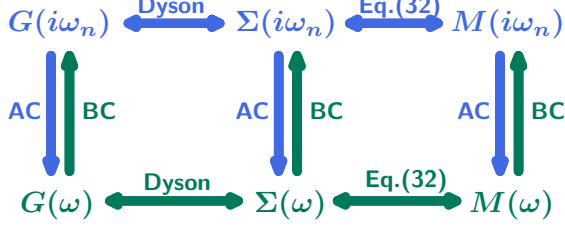


FIG. 2. Schematic of the transformations between $G(i\omega_n)$, $G(\omega)$, $\Sigma(i\omega_n)$, $\Sigma(\omega)$, $M(i\omega_n)$ and $M(\omega)$. AC stands for analytical continuation. BC stands for back continuation.

1. $iG(z)$ is a Carathéodory function

We assume a Hamiltonian system with eigenvectors $|m\rangle$ and eigen energies E_m . c_i^\dagger (c_i) is the creation (annihilation) operator for the single-particle orbital i , $Z = \sum_m e^{-\beta E_m}$ the partition function and β the inverse temperature. In the Lehmann representation, the matrix elements of the fermionic Green's function $G(z)$ in the upper half complex plane \mathcal{C}^+ are

$$G_{ij}(z) = \frac{1}{Z} \sum_{m,n} \frac{\langle n|c_i|m\rangle \langle m|c_j^\dagger|n\rangle}{z + E_n - E_m} (e^{-\beta E_n} + e^{-\beta E_m}). \quad (12)$$

We aim to prove for $z \in \mathcal{C}^+$ that $iG(z) + (iG(z))^\dagger$ is a PSD matrix, i.e., $iG(z)$ is a Carathéodory function on \mathcal{C}^+ . This follows directly from the definition of a PSD matrix. For any complex vector $|x\rangle$,

$$\langle x|iG(z) + (iG(z))^\dagger|x\rangle \quad (13)$$

$$= \frac{1}{Z} \sum_{mni} \left[\frac{i(e^{-\beta E_m} + e^{-\beta E_n})}{z + E_n - E_m} - \frac{i(e^{-\beta E_m} + e^{-\beta E_n})}{z^* + E_n - E_m} \right] \langle n|c_i x_i^*|m\rangle \langle m|c_j^\dagger x_j|n\rangle \quad (14)$$

$$= \frac{1}{Z} \sum_{mn} \left[\frac{i(e^{-\beta E_m} + e^{-\beta E_n})}{z + E_n - E_m} - \frac{i(e^{-\beta E_m} + e^{-\beta E_n})}{z^* + E_n - E_m} \right] \langle n|\sum_i c_i x_i^*|m\rangle^2 \quad (15)$$

$$= \frac{1}{Z} \sum_{mn} \frac{2\text{Im}\{z\} (e^{-\beta E_m} + e^{-\beta E_n})}{\text{Im}\{z\}^2 + (\text{Re}\{z\} + E_n - E_m)^2} \langle n|\sum_i c_i x_i^*|m\rangle^2 \geq 0 \quad (16)$$

$iG(z)$ is therefore a Carathéodory function on \mathcal{C}^+ .

2. $i\Sigma(z)$ is a Carathéodory function

In order to show that self-energies are Carathéodory functions, we make use of the Lehmann representation of

the self-energy $\Sigma(z)$ proposed in Ref. [55, 56].

The Lehmann representation of $\Sigma(z)$ is constructed with respect to a general fermionic Hamiltonian

$$H(t) = \sum_{ij} [T_{ij}(t) - \mu \delta_{ij}] c_i^\dagger(t) c_j(t) + \frac{1}{2} \sum_{ijj'} U_{ijj'} c_i^\dagger(t) c_j^\dagger(t) c_j(t) c_j(t), \quad (17)$$

where $c_i(t) = U^\dagger(t, 0) c_i U(t, 0)$, $U(t, t') = \mathcal{T}_C \exp\left(-i \int_{t'}^t H(t_1) dt_1\right)$ is the system's time-evolution operator and \mathcal{T}_C is the time-ordering operator along the Keldysh-Matsubara contour ($t = 0 \rightarrow \infty \rightarrow 0 \rightarrow -i\beta$; note that we restrict ourselves here to time-translation invariant systems).

For the self-energy, additional bath degrees of freedom (denoted \mathbf{s}) are added to the physical orbitals (denoted \mathbf{i}, \mathbf{j} ; all orbitals denoted \mathbf{x}, \mathbf{y}) in order to emulate the retardation effect (see Ref. [56] for details),

$$H_{\text{eff}}(t) = \sum_{\mathbf{x}\mathbf{y}} h_{\mathbf{x}\mathbf{y}}(t) c_{\mathbf{i}}^\dagger c_{\mathbf{j}} \quad (18)$$

H_{eff} is determined uniquely by making the $\mathbf{s} \times \mathbf{s}$ virtual sector diagonal.

The explicit construction of the Lehmann representation of $\Sigma(z)$ for $H(t)$ is as follows [56],

$$\Sigma_{ij}(t, t') = \delta_C(t, t') \Sigma_{ij}^{\text{HF}}(t) + \Sigma_{ij}^C(t, t') \quad (19)$$

$$\Sigma_{ij}^{\text{HF}}(t) \equiv 2 \sum_{i'j'} U_{ii'jj'}(t) \langle \mathcal{T}_C c_{i'}^\dagger(t) c_{j'}(t) \rangle_{H_{\text{eff}}} \quad (20)$$

$$\Sigma_{ij}^C(t, t') \equiv \sum_{\mathbf{s}} h_{i\mathbf{s}}(t) g(h_{\mathbf{s}\mathbf{s}}; t, t') h_{\mathbf{j}\mathbf{s}}^*(t'). \quad (21)$$

where the correlated Σ^C term is the self-energy of the effective model; $g(\epsilon; t, t') = i[1/(e^{\beta\epsilon} + 1) - \Theta_C(t, t')] e^{i\epsilon(t-t')}$ [$\Theta_C(t, t') = 1$ for $t \geq_C t'$, $\Theta_C(t, t') = 0$ otherwise] is the non-interacting Green's function of an isolated one-particle mode ($h_{\text{mode}} = \epsilon c^\dagger c$) with excitation energy ϵ .

We aim to prove that for $z \in \mathcal{C}^+$, $i\Sigma(z) + (i\Sigma(z))^\dagger$ is a PSD matrix, i.e., $i\Sigma(z)$ is a Carathéodory function on \mathcal{C}^+ . Fourier transforming Σ^C from time to frequency yields

$$\Sigma_{ij}^C(i\omega_n) = \int_0^\beta -i \Sigma_{ij}^C(-i\tau, 0) e^{i\omega_n \tau} d\tau \quad (22)$$

$$= \int_0^\beta \sum_{\mathbf{s}} h_{i\mathbf{s}}(0) h_{\mathbf{j}\mathbf{s}}^*(0) \frac{-e^{(\beta+\tau)h_{\mathbf{s}\mathbf{s}}} - e^{h_{\mathbf{s}\mathbf{s}}\beta}}{e^{\beta h_{\mathbf{s}\mathbf{s}}} + 1} e^{i\omega_n \tau} d\tau \quad (23)$$

$$= \sum_{\mathbf{s}} \frac{h_{i\mathbf{s}}(0) h_{\mathbf{j}\mathbf{s}}^*(0) (e^{i\omega_n \beta} - e^{h_{\mathbf{s}\mathbf{s}}\beta})}{(1 + e^{h_{\mathbf{s}\mathbf{s}}\beta}) (h_{\mathbf{s}\mathbf{s}} - i\omega_n)} \quad (24)$$

$$= \sum_{\mathbf{s}} \frac{h_{i\mathbf{s}}(0) h_{\mathbf{j}\mathbf{s}}^*(0)}{i\omega_n - h_{\mathbf{s}\mathbf{s}}} \quad (25)$$

$$\Sigma_{ij}^C(z) = \sum_{\mathbf{s}} \frac{h_{i\mathbf{s}}(0) h_{\mathbf{j}\mathbf{s}}^*(0)}{z - h_{\mathbf{s}\mathbf{s}}} \quad (26)$$

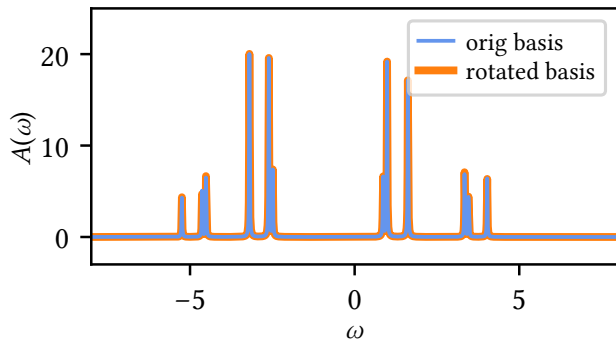


FIG. 3. Total spectral function of the Hubbard dimer, obtained in the site basis and in a randomly rotated basis, illustrating the basis independence of the continuation procedure.

where $\omega_n = \frac{(2n+1)\pi}{\beta}$ are the fermionic Matsubara frequencies so that $e^{i\omega_n\beta} = -1$. Also taking the fact [56] that $h(t)$ is invariant on the Matsubara branch. Observe that $\Sigma^{\text{HF}}(z)$ is Hermitian and z -independent and that self-energy has the property $\Sigma(x+yi) = (\Sigma(x-yi))^\dagger$ for $x, y > 0$, for any complex vector $|x\rangle$,

$$\langle x|i\Sigma(z) + (i\Sigma(z))^\dagger|x\rangle \quad (27)$$

$$= \langle x|i\Sigma^C(x+yi) - i\Sigma^C(x-yi)|x\rangle \quad (28)$$

$$= \sum_s \frac{2y \sum_{ij} x_i x_j^* h_{is}(0) h_{js}^*(0)}{(h_{ss} - x)^2 + y^2} \quad (29)$$

$$= \sum_s \frac{2y (\sum_i x_i h_{is}(0))^2}{(h_{ss} - x)^2 + y^2} \geq 0 \quad (30)$$

$i\Sigma(z)$ is therefore a Carathéodory function on \mathcal{C}^+ .

3. $iM(z)$ is a Carathéodory function

The Cumulant M is a derived object that has the properties of a Greens function but lacks the ‘Fock’ contribution of the one-body Hamiltonian [42, 57]. It has the definition of

$$M^{-1}(z) = G^{-1}(z) + F \quad (31)$$

$$= (z + \mu)I - \Sigma(z) \quad (32)$$

where F is the Fock matrix. It is related to the Green’s function as

$$-iG^{-1}(z) + i(G^{-1}(z))^\dagger \quad (33)$$

$$= -iM^{-1}(z) + iF + i(M^{-1}(z))^\dagger - iF^\dagger \quad (34)$$

$$= -iM^{-1}(z) + i(M^{-1}(z))^\dagger \quad (35)$$

Since F is a constant Hermitian matrix, and the inverse of a Carathéodory function (if it exists) is a Carathéodory function [58], $iM(z)$ is a matrix-valued Carathéodory function on \mathcal{C}^+ .

III. RESULTS

A. Hubbard Dimer

We now show results for analytical continuations. As a first example we choose the Hubbard dimer, which consists of two fermionic spin 1/2 sites (‘0’ and ‘1’) which may be occupied by a particle with either spin \uparrow or \downarrow . The Fock space of the system contains sixteen configurations, and exact solutions for Green’s functions or self-energies can readily be obtained.

The Hamiltonian of the system is

$$H = H_0 + H_V + H_H + H_{SB}, \quad (36)$$

where $H_0 = -\sum_\sigma t(c_{0\sigma}^\dagger c_{1\sigma} + h.c.) - \sum_{i,\sigma} \mu n_{i\sigma}$ describes the usual quadratic spin-diagonal hopping and chemical potential terms and $H_V = \sum_i U D_i - \sum_{i,\sigma} \frac{U}{2} n_{i\sigma}$ a Hubbard-type [59] on-site interaction, with D_i denoting the double occupancy on site i . In addition to these terms, we add a magnetic field and a symmetry-breaking term $H_H = \sum_i \mathbf{H}(n_{i\uparrow} - n_{i\downarrow})$ and $H_{SB} = U_a(D_0 - D_1) + \mu_a(n_{0\uparrow} + n_{0\downarrow} - n_{1\uparrow} - n_{1\downarrow}) + \mathbf{H}_a(n_{0\uparrow} - n_{0\downarrow} - n_{1\uparrow} + n_{1\downarrow})$, with the aim of breaking degeneracies and thereby producing a spectral function with additional features. For concreteness, we choose $\beta = 10$, $t = 1$, $U = 5$, $\mu = 0.7$, $\mathbf{H} = 0.3$, $U_a = 0.5$, $\mu_a = 0.2$, $\mathbf{H}_a = 0.03$ and the summations are over $i = 0, 1$ and $\sigma = \uparrow, \downarrow$. All Green’s function results are evaluated on the Matsubara axis and stored in double precision as an input to the interpolation algorithm.

Fig. 3 shows the spectral function of the system. Fig. 4 shows the real (green) and imaginary (purple) parts of the Green’s function (top row), self-energy (middle row), and cumulant (bottom row) as a function of frequency. Shown are a sample diagonal (22) element (left column), a sample offdiagonal (31) element (middle column), and an off-diagonal element that has been obtained after rotating the fermion operators by a random unitary rotation in orbital space (right column).

All dashed lines were obtained exactly by diagonalizing the system in Fock space, obtaining all eigenvalues and eigenvectors, and subsequently computing the real-frequency Green’s function via the Lehmann representation. Once the Green’s function was known, the process was repeated for the non-interacting system and self-energies and cumulants were obtained by inverting the Dyson equation in real frequencies.

All colored (green, purple) lines were obtained using the algorithm described in Sec. II. For the Hubbard dimer the results both for the imaginary and the real parts match the exact results precisely, showing the success of the Carathéodory continuation method. Data was evaluated on the Matsubara axis on a non-equidistant intermediate representation [60, 61] grid with 36 positive Matsubara frequency points, interpolated, and evaluated just above the real frequency axis at $\omega + i\eta$ for $\eta = 0.01$.

The two top left panels illustrate existing capabilities:

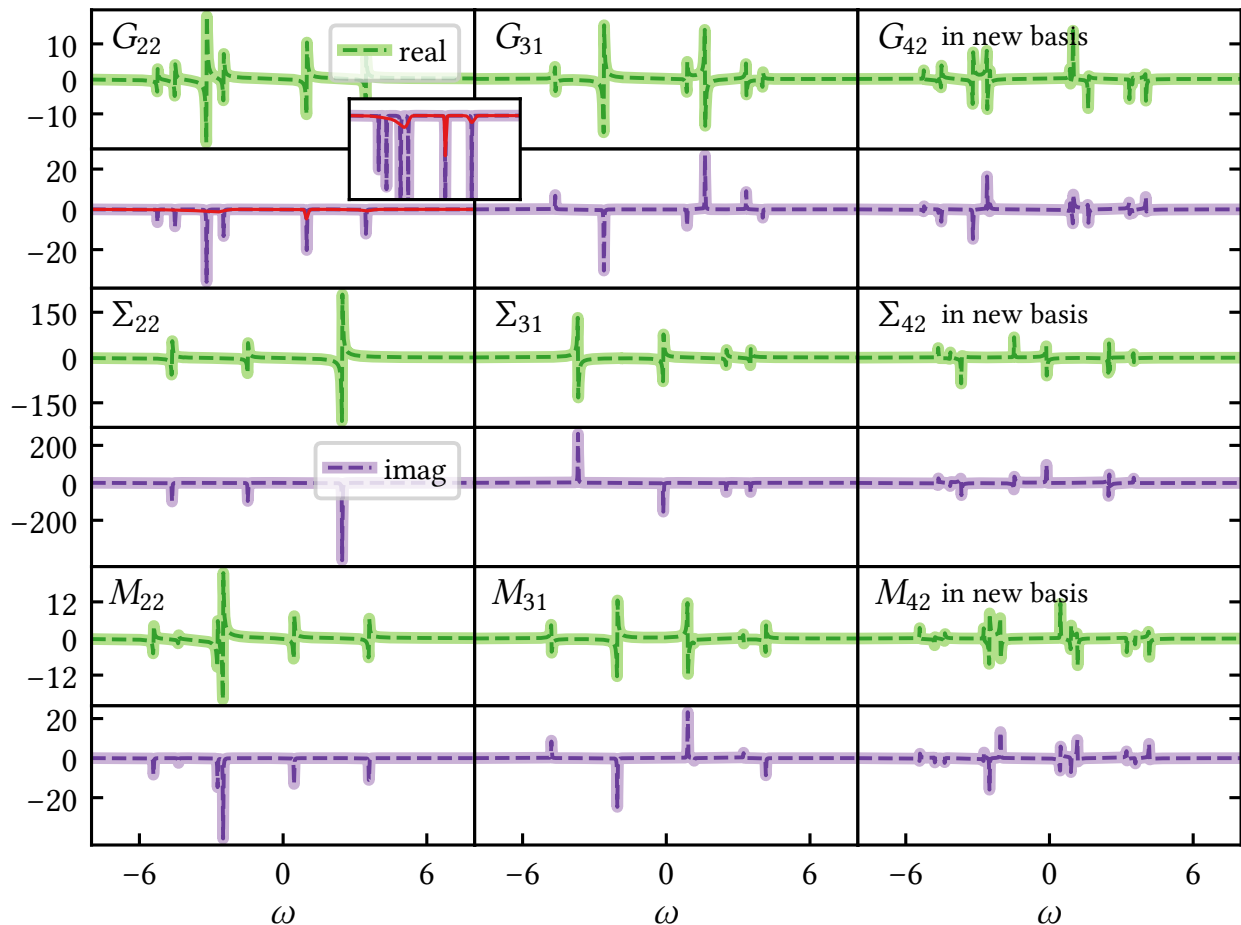


FIG. 4. Diagonal and off-diagonal entries of Green's functions, self-energies, and cumulants of a Hubbard dimer (see text for parameters). Dashed lines: exact data evaluated at $\omega + i\eta$ for $\eta = 0.01$. Solid lines: analytically continued data evaluated at $\eta = 0.01$. Inset and red line: Maximum entropy continuation of G_{22} . Top Row: Green's function. Middle Row: Self-energy. Bottom Row: Cumulant. First and second column: diagonal and off-diagonal elements obtained in site-basis. Third column: Off-diagonal entry of data rotated by a random unitary matrix.

diagonal entries of the Green's function are strictly negative, as Green's functions are Nevanlinna [41]. Standard continuation methods such as the Maximum Entropy method [11, 16] obtain a broadened version of these spectra (red line in the inset of Fig. 4), from which the real parts can be obtained via a Kramers Kronig relation. Padé continued fraction expansions (not shown) yield spectral functions with negative contributions. If only spectral functions are desired, diagonal components of the Green's functions are sufficient.

The top middle panel exhibits the new capability developed in this work: the analytic continuation of off-diagonal matrix elements. Shown is G_{13} , which is one of many off-diagonal components. As is evident, the imaginary part contains both positive and negative entries, and such Green's functions can therefore not be obtained using standard Maximum Entropy [11]. As with the diagonal part, real and imaginary parts are related by a

Kramers Kronig transform.

The top right panel shows a particularly difficult case: an orbital rotation with a random unitary matrix that mixes all Green's function components. While individual elements of the Green's functions are mixed, the rotation preserves the positive definiteness of the Green's function and therefore its Carathéodory character. The total spectral function, which is basis independent in theory, remains basis independent in practice, giving a first indication that the precision of the continuation and its mathematical properties may be sufficient to perform algebraic operations on the real axis.

To explicitly show that a random orbital rotation leaves the spectral function invariant, Fig. 3 shows the total spectral function of this example, both obtained in the original site basis and in the randomly rotated basis. Peak locations as well as peak heights of the continuations agree after the rotation.

We now turn our attention to the middle row of Fig. 4.

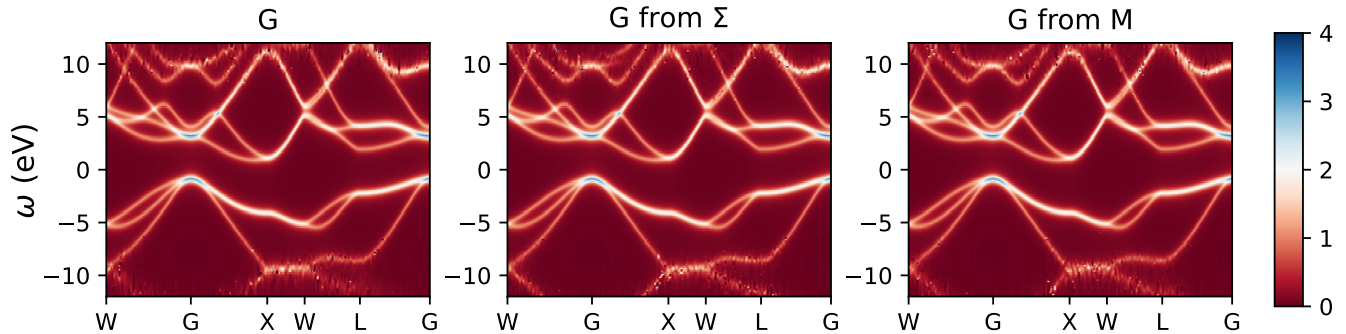


FIG. 5. Total spectral function of Si evaluated along a high-symmetry path obtained within three approaches, evaluated just above real axis ($\omega + i\eta$ for $\eta = 0.01$). Left: continuation of the Green's function G . Middle: continuation of the self-energy Σ followed by Dyson equation at $\omega + i\eta$. Right: continuation of the cumulant M and application of the Dyson equation at $\omega + i\eta$.

Shown are continuations (real and imaginary parts) of the self-energy. The middle left panel illustrates the present capabilities: similar to Green's functions, diagonal entries of the self-energy are Carathéodory, and can therefore be continued with established methods [62]. Real parts can then be obtained via a Kramers Kronig transform. However, knowledge of the diagonal parts is not sufficient for obtaining the spectral function, as the inversion in the Dyson equation mixes diagonal and off-diagonal elements. Similar to the continuation of Green's function, no deviation between the exact answer and the continued spectral function is visible.

The middle panel shows off-diagonal self-energies, which exhibit both positive and negative contributions. The right panel contains the self-energies in a randomly rotated basis chosen to maximize off-diagonal contributions. The fact that off-diagonal entries are accessible now allows one to perform arithmetic operations such as the inversion of the Dyson equation on the real axis.

Finally, the bottom three panels of Fig. 4 show the cumulant [42] for this case. The cumulant has the same units as the Green's function and can be thought of as the Green's function of an interacting system 'without its band structure contribution'. Given the knowledge of the Fock matrix and the matrix-valued cumulant on the real axis, the spectral functions and self-energies can then be obtained via inversion. As in the case of the self-energies and Green's functions, all structure of the system is recovered.

B. Realistic example: Silicon

Next, we present results for a realistic ab-initio simulation. As an example we show data for crystalline Si, which is a weakly correlated system for which the band structure is well known. The system is solved within the fully self-consistent GW approximation in Gaussian orbitals (*gth-dzvp-molopt-sr* basis [63] and *gth-pbe* pseudopotential [64]), using integrals generated by the pySCF package [65]. Calculations are performed on a $6 \times 6 \times 6$

grid [66] with 26 orbitals per unit cell and interpolated using a Wannier interpolation of Matsubara data [67] on 52 IR positive frequencies [60, 61] on a grid with 200 k -points along a high-symmetry path. The total spectral function of the system, obtained by taking the trace of the 26 elements of the matrix-valued Carathéodory interpolation of Sec. II, is shown in the left panel of Fig. 5. The broadening parameter of $\eta = 0.01$ Ha $\sim 3157K$ used for all continuations here is larger than the temperature of $T = 0.001$ Ha $\sim 316K$ and broadening effects of the band structure due to correlations. Changing η to $\eta = 0.001$ and $\eta = 0.0001$ (not shown) sharpens the peak structures but does not otherwise lead to any changes. Due to the precision of the continuation, individual bands, band gap, and degeneracies at high-symmetry points and directions are clearly visible. (The indirect band gap of ~ 2 eV differs from the experimental band gap of 1.1eV due to the self-consistent GW approximation, basis set effects, and finite size effects). High- and low-frequency values near ± 10 eV show continuation artifacts. We note that continuations for the spectral function can be obtained directly from the diagonal elements of the Green's functions via Nevanlinna continuation [41], and do not require continuation of the off-diagonal elements.

The middle panel shows the spectral function obtained from a continuation of the self-energy with all off-diagonal elements, followed by the Dyson equation on the real axis (see Fig. 2). No deviation from the Green's function data is visible, illustrating the precision of the self-energy continuation. As in the left panel, bands, degeneracies, and band gaps are clearly visible.

Finally, we show the spectral function obtained from the cumulant in the right panel. In realistic systems, cumulants are more convenient to work with than self-energies and Green's functions, as they have the same units as Green's functions, and as (due to the elimination of the Fock term) most of their structure lies at low energies, thereby increasing the precision of arithmetic operations and analytical continuations. No deviation from the Green's function data is visible, illustrating that the numerical solution of the Dyson equation is possible

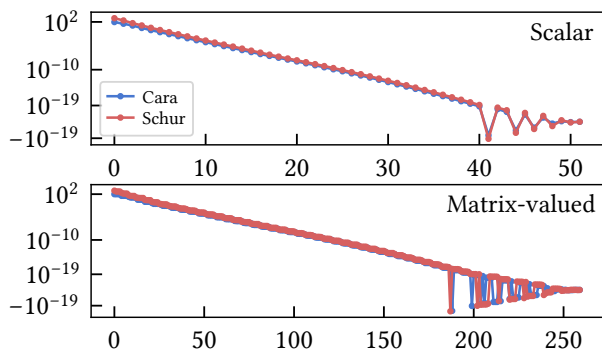


FIG. 6. Eigenvalues of the Pick matrices, Eqs. 3 (blue) and 4 (red). Top panel: scalar (Nevanlinna [41]) continuation of the Green’s function of Si. Bottom panel: Eigenvalues of the generalized Pick matrix of the matrix-valued problem.

on the real axis.

Carathéodory continuations are sensitive to the precision of the input data. In practice, for large systems, we find that some eigenvalues of the Pick matrix dip below zero due to finite double precision and roundoff errors, and that therefore no Carathéodory interpolant exists on the unit disk. This is illustrated by Fig. 6, which shows the Pick matrix eigenvalues for the Green’s function continuations of Fig. 5. However, even in the case where the Pick criterion is violated, interpolations can still be performed, and the evaluation just above the real axis (in our case shifted by $\eta = 0.01$) often leads to positive definite spectral functions. Negative contributions, where they occur, lie very close to the real axis and in frequency regions above the 10 eV shown here.

C. Diagonal Approximation of the Self-energy

It is common practice to perform continuations only of the diagonal parts of the self-energy or cumulant, truncating all off-diagonal contributions [37–40]. In systems where the self-energy can be chosen to be diagonal for all frequencies due to symmetry, such as in rotationally invariant three-orbital systems [68–70] and certain model systems, this is exact. However, self-energies are in general off-diagonal, and can only be diagonalized for one Matsubara frequency at a time. Performing a diagonal truncation of the self-energy is an uncontrolled approximation.

To illustrate the effect of the off-diagonal entries of the self-energy on the spectral function, we show in Fig. 7 results from continuing the self-energy with all entries along with results obtained by only continuing the diagonal

part of the dynamical self-energy and results that completely omit the dynamical part of the self-energy. While overall features remain robust, the resulting bands of the diagonal and mean field continuation are shifted and distorted with respect to the full matrix continuation, indicating that a correct treatment of the off-diagonal matrix elements of the self-energy is essential for precise results [38], even in systems that are only weakly correlated.

IV. CONCLUSIONS

In conclusion, we have shown that matrix-valued Green’s functions, self-energies, and cumulants are related to Carathéodory and Schur functions. With this analytic structure, we were able to demonstrate the conditions under which a causal positive semi-definite interpolation exists, to construct an interpolation algorithm, and to parametrize all causal interpolations. An application to a simple benchmark problem showed that diagonal and off-diagonal parts of the self-energies, cumulants, and Green’s functions could be recovered to high precision. A demonstration for a real materials multi-orbital problem showed that the analytic continuation commutes with the application of the Dyson equation, and that a diagonal approximation of the self-energy did not produce satisfactory results.

Knowledge of the off-diagonal elements of the real-frequency Green’s functions, self-energies, and cumulants is a prerequisite for the evaluation of the equations of many-body theory on the real axis including the real-frequency calculation of susceptibilities and other response functions, and the analysis and inversion of self-energies.

In systems where precise input data is available, our method provides accurate continuations of off-diagonal terms. In system where substantial noise is present, such as in those solved by multi-orbital QMC impurity solvers [5], a positive definite interpolation does not exist. Causal projections or generalizations of the Maximum entropy fitting procedure [37, 38] may then be used instead. The derivation of such methods, in addition to the development of methods for the continuation of bosonic quantities, is an interesting problem for future investigation.

ACKNOWLEDGMENTS

EG and FJ were supported by the Simons Foundation via the Simons Collaboration on the Many-Electron Problem. DZ and CNY were supported by the U.S. Department of Energy under Award No. DE-SC0019374.

[1] L. Hedin, New method for calculating the one-particle green’s function with application to the electron-gas

problem, Phys. Rev. **139**, A796 (1965).

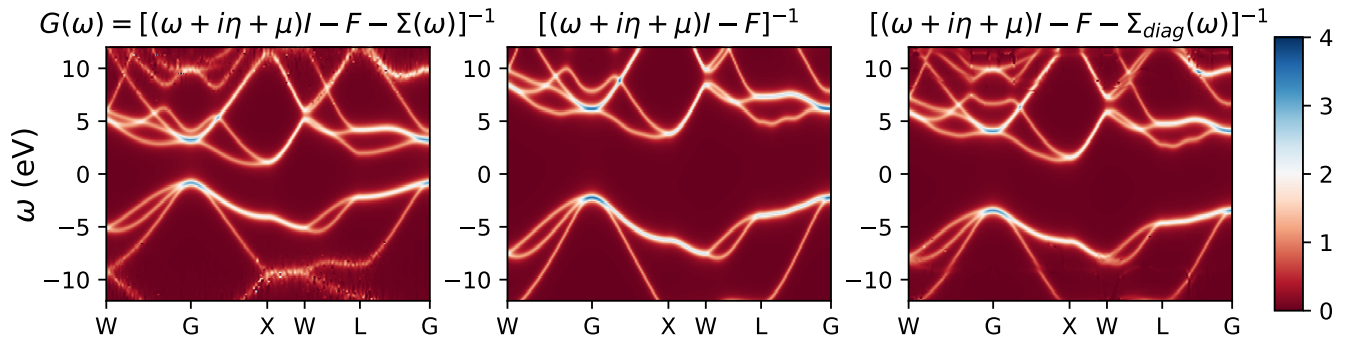


FIG. 7. Effect of the commonly used diagonal approximation of the self-energy on the spectral function. Left panel: Spectral function obtained by continuing the self-energy including all off-diagonal parts; Middle panel: Spectral function obtained by omitting the dynamical self-energy altogether; Right panel: Spectral function obtained by continuing only the diagonal parts of the dynamical self-energy using the method of Ref. [41].

- [2] N. E. Dahlen and R. van Leeuwen, Self-consistent solution of the dyson equation for atoms and molecules within a conserving approximation, *The Journal of Chemical Physics* **122**, 164102 (2005).
- [3] J. J. Phillips and D. Zgid, Communication: The description of strong correlation within self-consistent green's function second-order perturbation theory, *The Journal of Chemical Physics* **140**, 241101 (2014).
- [4] R. Blankenbecler, D. J. Scalapino, and R. L. Sugar, Monte carlo calculations of coupled boson-fermion systems. i, *Phys. Rev. D* **24**, 2278 (1981).
- [5] E. Gull, A. J. Millis, A. I. Lichtenstein, A. N. Rubtsov, M. Troyer, and P. Werner, Continuous-time monte carlo methods for quantum impurity models, *Rev. Mod. Phys.* **83**, 349 (2011).
- [6] M. Asakawa, Y. Nakahara, and T. Hatsuda, Maximum entropy analysis of the spectral functions in lattice qcd, *Progress in Particle and Nuclear Physics* **46**, 459 (2001).
- [7] R.-A. Tripolt, P. Gubler, M. Ulybyshev, and L. von Smekal, Numerical analytic continuation of euclidean data, *Computer Physics Communications* **237**, 129 (2019).
- [8] A. Rothkopf, Bryans maximum entropy method diagnosis of a flawed argument and its remedy, *Data* **5**, 10.3390/data5030085 (2020).
- [9] R. K. Bryan, Maximum entropy analysis of oversampled data problems, *European Biophysics Journal* **18**, 165 (1990).
- [10] C. E. Creffield, E. G. Klepfish, E. R. Pike, and S. Sarkar, Spectral weight function for the half-filled hubbard model: A singular value decomposition approach, *Phys. Rev. Lett.* **75**, 517 (1995).
- [11] M. Jarrell and J. Gubernatis, Bayesian inference and the analytic continuation of imaginary-time quantum monte carlo data, *Physics Reports* **269**, 133 (1996).
- [12] K. S. D. Beach, Identifying the maximum entropy method as a special limit of stochastic analytic continuation (2004), arXiv:cond-mat/0403055 [cond-mat.str-el].
- [13] O. Gunnarsson, M. W. Haverkort, and G. Sangiovanni, Analytical continuation of imaginary axis data for optical conductivity, *Phys. Rev. B* **82**, 165125 (2010).
- [14] O. Gunnarsson, M. W. Haverkort, and G. Sangiovanni, Analytical continuation of imaginary axis data using maximum entropy, *Phys. Rev. B* **81**, 155107 (2010).
- [15] D. Bergeron and A.-M. S. Tremblay, Algorithms for optimized maximum entropy and diagnostic tools for analytic continuation, *Phys. Rev. E* **94**, 023303 (2016).
- [16] R. Levy, J. LeBlanc, and E. Gull, Implementation of the maximum entropy method for analytic continuation, *Computer Physics Communications* **215**, 149 (2017).
- [17] A. Gaenko, A. Antipov, G. Carcassi, T. Chen, X. Chen, Q. Dong, L. Gamper, J. Gukelberger, R. Igarashi, S. Iskakov, M. Knz, J. LeBlanc, R. Levy, P. Ma, J. Paki, H. Shinaoka, S. Todo, M. Troyer, and E. Gull, Updated core libraries of the alps project, *Computer Physics Communications* **213**, 235 (2017).
- [18] M. Rumetshofer, D. Bauernfeind, and W. von der Linden, Bayesian parametric analytic continuation of green's functions, *Phys. Rev. B* **100**, 075137 (2019).
- [19] A. W. Sandvik, Stochastic method for analytic continuation of quantum monte carlo data, *Phys. Rev. B* **57**, 10287 (1998).
- [20] A. S. Mishchenko, N. V. Prokof'ev, A. Sakamoto, and B. V. Svistunov, Diagrammatic quantum monte carlo study of the fröhlich polaron, *Phys. Rev. B* **62**, 6317 (2000).
- [21] K. Vafayi and O. Gunnarsson, Analytical continuation of spectral data from imaginary time axis to real frequency axis using statistical sampling, *Phys. Rev. B* **76**, 035115 (2007).
- [22] S. Fuchs, M. Jarrell, and T. Pruschke, Application of bayesian inference to stochastic analytic continuation, *Journal of Physics: Conference Series* **200**, 012041 (2010).
- [23] O. Goulko, A. S. Mishchenko, L. Pollet, N. Prokof'ev, and B. Svistunov, Numerical analytic continuation: Answers to well-posed questions, *Phys. Rev. B* **95**, 014102 (2017).
- [24] I. Krivenko and M. Harland, Triqs/som: Implementation of the stochastic optimization method for analytic continuation, *Computer Physics Communications* **239**, 166 (2019).
- [25] J. Otsuki, M. Ohzeki, H. Shinaoka, and K. Yoshimi, Sparse modeling approach to analytical continuation of imaginary-time quantum monte carlo data, *Phys. Rev. E* **95**, 061302 (2017).

- [26] J. Otsuki, M. Ohzeki, H. Shinaoka, and K. Yoshimi, Sparse modeling in quantum many-body problems, *Journal of the Physical Society of Japan* **89**, 012001 (2020).
- [27] H. Yoon, J.-H. Sim, and M. J. Han, Analytic continuation via domain knowledge free machine learning, *Phys. Rev. B* **98**, 245101 (2018).
- [28] H. J. Vidberg and J. W. Serene, Solving the Eliashberg equations by means of N -point Padé approximants, *Journal of Low Temperature Physics* **29**, 179 (1977).
- [29] K. S. D. Beach, R. J. Gooding, and F. Marsiglio, Reliable padé analytical continuation method based on a high-accuracy symbolic computation algorithm, *Phys. Rev. B* **61**, 5147 (2000).
- [30] A. Östlin, L. Chioncel, and L. Vitos, One-particle spectral function and analytic continuation for many-body implementation in the exact muffin-tin orbitals method, *Phys. Rev. B* **86**, 235107 (2012).
- [31] Osolin, Žiga and R. Žitko, Padé approximant approach for obtaining finite-temperature spectral functions of quantum impurity models using the numerical renormalization group technique, *Phys. Rev. B* **87**, 245135 (2013).
- [32] J. Schött, I. L. M. Locht, E. Lundin, O. Grånäs, O. Eriksson, and I. Di Marco, Analytic continuation by averaging padé approximants, *Phys. Rev. B* **93**, 075104 (2016).
- [33] X.-J. Han, H.-J. Liao, H.-D. Xie, R.-Z. Huang, Z.-Y. Meng, and T. Xiang, Analytic continuation with padé decomposition, *Chinese Physics Letters* **34**, 077102 (2017).
- [34] J. M. Tomczak and S. Biermann, Effective band structure of correlated materials: the case of VO₂, *Journal of Physics: Condensed Matter* **19**, 365206 (2007).
- [35] H. T. Dang, X. Ai, A. J. Millis, and C. A. Marianetti, Density functional plus dynamical mean-field theory of the metal-insulator transition in early transition-metal oxides, *Phys. Rev. B* **90**, 125114 (2014).
- [36] E. Gull and A. J. Millis, Pairing glue in the two-dimensional hubbard model, *Phys. Rev. B* **90**, 041110 (2014).
- [37] G. J. Krabberger, R. Triebl, M. Zingl, and M. Aichhorn, Maximum entropy formalism for the analytic continuation of matrix-valued green's functions, *Phys. Rev. B* **96**, 155128 (2017).
- [38] J.-H. Sim and M. J. Han, Maximum quantum entropy method, *Phys. Rev. B* **98**, 205102 (2018).
- [39] A. Reymbaut, D. Bergeron, and A.-M. S. Tremblay, Maximum entropy analytic continuation for spectral functions with nonpositive spectral weight, *Phys. Rev. B* **92**, 060509 (2015).
- [40] A. Reymbaut, A.-M. Gagnon, D. Bergeron, and A.-M. S. Tremblay, Maximum entropy analytic continuation for frequency-dependent transport coefficients with nonpositive spectral weight, *Phys. Rev. B* **95**, 121104 (2017).
- [41] J. Fei, C.-N. Yeh, and E. Gull, Nevanlinna analytical continuation, *Phys. Rev. Lett.* **126**, 056402 (2021).
- [42] T. D. Stanescu and G. Kotliar, Fermi arcs and hidden zeros of the green function in the pseudogap state, *Phys. Rev. B* **74**, 125110 (2006).
- [43] C. Carathodory, ber den variabilittsbereich der koefizienten von potenzreihen, die gegebene werte nicht annehmen, *Mathematische Annalen* **64**, 95 (1907).
- [44] J. Schur, ber potenzreihen, die im innern des einheitskreises beschrnkt sind, *Journal fr die reine und angewandte Mathematik* **148**, 122 (1918).
- [45] See Supplemental Material at [URL will be inserted by publisher] for implementation of the analytic continuation equations and example for the Hubbard dimer.
- [46] P. Delsarte, Y. Genin, and Y. Kamp, The nevanlinna-pick problem for matrix-valued functions, *SIAM Journal on Applied Mathematics* **36**, 47 (1979).
- [47] D. Arov and N. Rozhenko, $j_{p,m}$ -inner dilations of matrix-valued functions that belong to the carathodory class and admit pseudocontinuation, *St Petersburg Mathematical Journal* **19**, 375 (2008).
- [48] B. Fritzsche, B. Kirstein, A. Lasarow, and A. Rahn, On reciprocal sequences of matricial carathéodory sequences and associated matrix functions, in *Interpolation, Schur Functions and Moment Problems II*, edited by D. Alpay and B. Kirstein (Springer Basel, Basel, 2012) pp. 57–115.
- [49] G. Pick, ber die beschrnkungen analytischer funktionen, welche durch vorgegebene funktionswerte bewirkt werdenber die beschrnkungen analytischer funktionen, welche durch vorgegebene funktionswerte bewirkt werden, *Mathematische annalen* **78**, 270 (1917).
- [50] N. Akhiezer, *The Classical Moment Problem and Some Related Questions in Analysis* (Oliver and Boyd., London, 1965).
- [51] P. Khargonekar and A. Tannenbaum, Non-euclidian metrics and the robust stabilization of systems with parameter uncertainty, *IEEE Transactions on Automatic Control* **30**, 1005 (1917).
- [52] G. Chen and etin Kaya Ko, Computing matrix-valued nevanlinna-pick interpolation, *Linear Algebra and its Applications* **203-204**, 253 (1994).
- [53] C. Yazici and H. K. Sevindir, A correction for computing matrix-valued nevanlinna-pick interpolation problem, *AIP Conference Proceedings* **1558**, 2474 (2013).
- [54] V. Potapov, *The multiplicative structure of J-contractive matrix functions* (GITTL, Moscow, 1955) pp. 125 – 236.
- [55] K. Balzer and M. Eckstein, Auxiliary hamiltonian representation of the nonequilibrium dyson equation, *Phys. Rev. B* **89**, 035148 (2014).
- [56] C. Gramsch and M. Potthoff, Lehmann representation of the nonequilibrium self-energy, *Phys. Rev. B* **92**, 235135 (2015).
- [57] S. Sakai, G. Sangiovanni, M. Civelli, Y. Motome, K. Held, and M. Imada, Cluster-size dependence in cellular dynamical mean-field theory, *Phys. Rev. B* **85**, 035102 (2012).
- [58] C. R. Johnson, *Matrices whose hermitian part is positive definite*, Ph.D. thesis (1972).
- [59] M. Qin, T. Schfer, S. Andergassen, P. Corboz, and E. Gull, The hubbard model: A computational perspective (2021), arXiv:2104.00064 [cond-mat.str-el].
- [60] H. Shinaoka, J. Otsuki, M. Ohzeki, and K. Yoshimi, Compressing green's function using intermediate representation between imaginary-time and real-frequency domains, *Phys. Rev. B* **96**, 035147 (2017).
- [61] J. Li, M. Wallerberger, N. Chikano, C.-N. Yeh, E. Gull, and H. Shinaoka, Sparse sampling approach to efficient ab initio calculations at finite temperature, *Phys. Rev. B* **101**, 035144 (2020).
- [62] X. Wang, E. Gull, L. de' Medici, M. Capone, and A. J. Millis, Antiferromagnetism and the gap of a mott insulator: Results from analytic continuation of the self-energy, *Phys. Rev. B* **80**, 045101 (2009).
- [63] J. VandeVondele and J. Hutter, Gaussian basis sets for accurate calculations on molecular systems in gas and condensed phases, *The Journal of Chemical Physics* **127**,

- 114105 (2007).
- [64] S. Goedecker, M. Teter, and J. Hutter, Separable dual-space gaussian pseudopotentials, *Phys. Rev. B* **54**, 1703 (1996).
- [65] Q. Sun, X. Zhang, S. Banerjee, P. Bao, M. Barbry, N. S. Blunt, N. A. Bogdanov, G. H. Booth, J. Chen, Z.-H. Cui, J. J. Eriksen, Y. Gao, S. Guo, J. Hermann, M. R. Hermes, K. Koh, P. Koval, S. Lehtola, Z. Li, J. Liu, N. Mardirossian, J. D. McClain, M. Motta, B. Mussard, H. Q. Pham, A. Pulkin, W. Purwanto, P. J. Robinson, E. Ronca, E. R. Sayfutyarova, M. Scheurer, H. F. Schurkus, J. E. T. Smith, C. Sun, S.-N. Sun, S. Upadhyay, L. K. Wagner, X. Wang, A. White, J. D. Whitfield, M. J. Williamson, S. Wouters, J. Yang, J. M. Yu, T. Zhu, T. C. Berkelbach, S. Sharma, A. Y. Sokolov, and G. K.-L. Chan, Recent developments in the pyscf program package, *The Journal of Chemical Physics* **153**, 024109 (2020).
- [66] S. Isakov, C.-N. Yeh, E. Gull, and D. Zgid, Ab initio self-energy embedding for the photoemission spectra of nio and mno, *Phys. Rev. B* **102**, 085105 (2020).
- [67] C. Yeh, Y. Chen, J. Fei, E. Gull, and D. Zgid, Wannier interpolation of the self-energy in real materials systems, in preparation.
- [68] P. Werner, E. Gull, and A. J. Millis, Metal-insulator phase diagram and orbital selectivity in three-orbital models with rotationally invariant hund coupling, *Phys. Rev. B* **79**, 115119 (2009).
- [69] A. Georges, L. d. Medici, and J. Mravlje, Strong correlations from hunds coupling, *Annual Review of Condensed Matter Physics* **4**, 137 (2013).
- [70] Z. P. Yin, K. Haule, and G. Kotliar, Kinetic frustration and the nature of the magnetic and paramagnetic states in iron pnictides and ironchalcogenides, *Nature Materials* **10**, 932 (2011).