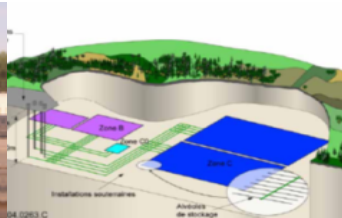


SAND2021-1319C

Geologic Disposal of High Activity Radioactive Waste, Waste Forms, and Waste Streams: Considerations for Disposal



Laura Price, Peter Swift, and David Sassani

Waste Management 2021
Panel 088A
SAND2021-XXXX

Sandia National Laboratories

Albuquerque, NM



Sandia National Laboratories is a multimission laboratory managed and operated by National Technology & Engineering Solutions of Sandia, LLC, a wholly owned subsidiary of Honeywell International Inc., for the U.S. Department of Energy's National Nuclear Security Administration under contract DE-NA0003925.



- Disposal concepts
- Waste characteristics affecting disposal
- How alternative nuclear fuel cycles might change waste forms requiring deep geologic disposal
- How existing safety assessments inform observations about the impacts of such changes on repository performance (examples from multiple programs)
- Open questions and R&D
- Conclusions

Deep Geological Disposal for Spent Nuclear Fuel and High-Level Radioactive Waste

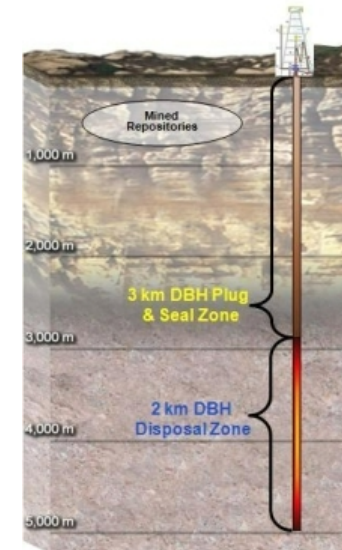
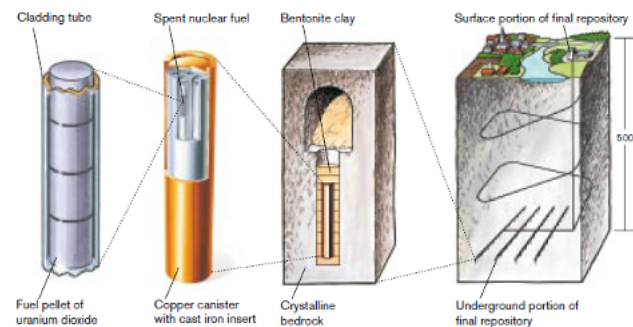
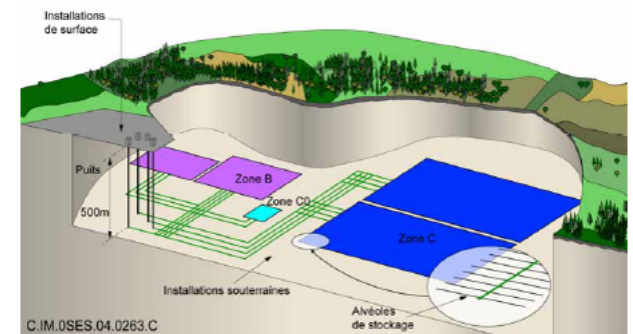
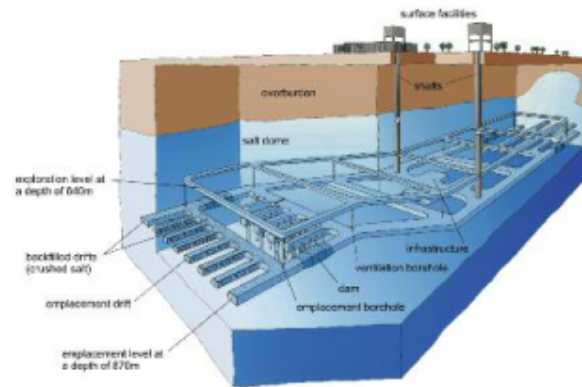


Deep geologic disposal has been planned since the 1950s

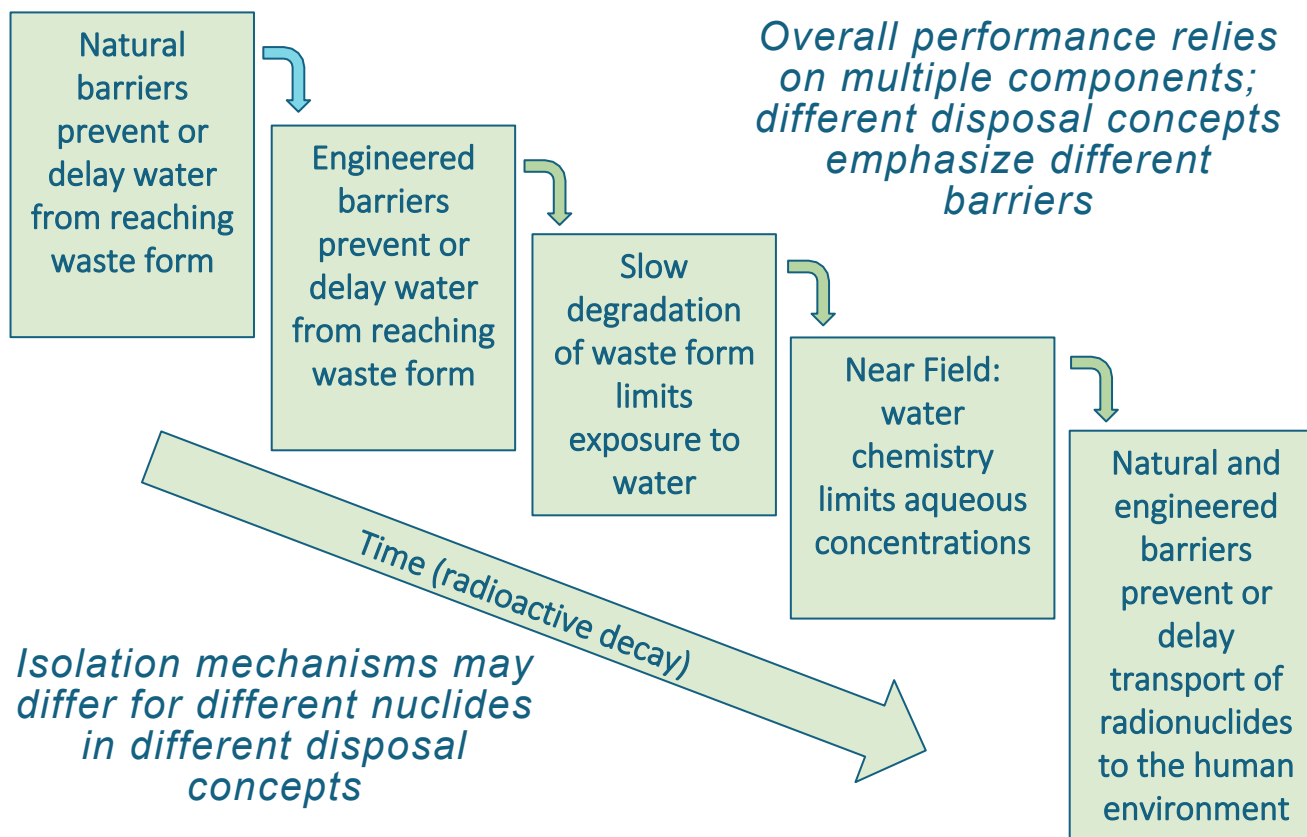
“There has been, for decades, a worldwide consensus in the nuclear technical community for disposal through geological isolation of high-level waste (HLW), including spent nuclear fuel (SNF).”

“Geological disposal remains the only long-term solution available.”

National Research Council, 2001



How Repositories Work



Technical Characteristics/Properties of Waste Forms to be Considered for Disposal Strategy



- Waste forms should be disposable in any of the possible generic geologic disposal concepts
 - Not striving to optimize waste forms and disposal geologies
- Potential for criticality over repository time scales (e.g., CSNF in DPCs)
 - Current SNF dry storage canisters designed to prevent criticality over timescales commensurate with storage and transport, not disposal
 - DOE investigating the consequences of postclosure criticality on repository performance
- Thermal output per waste package (e.g., CSNF in DPCs)
 - Thermal limits per waste package vary by repository concept: geologic media and repository design
 - Options include repackaging, long-term above-ground storage, spacing of waste packages and drifts
- Whether it is vigorously reactive to water (e.g., Na-bonded spent fuel)
- Waste form degradation rate (e.g., salt waste)
- Rate of gas generation (e.g., fluoride-based salt from MSR)

How Might Alternative Nuclear Fuel Cycles Impact Geological Disposal?

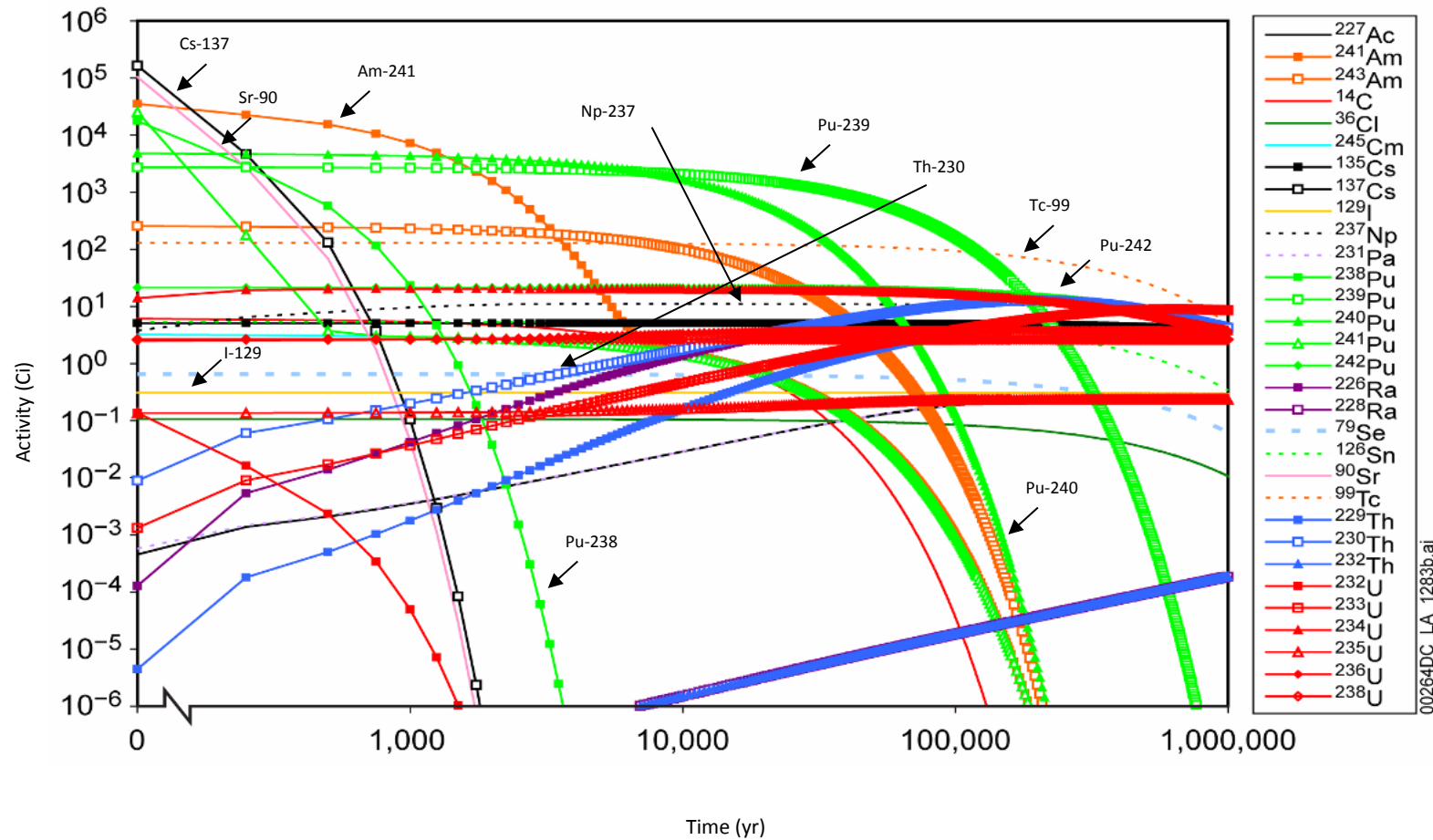


- For a given amount of electric power, alternative fission-based nuclear fuel cycles may result in:
 - Changes in the radionuclide inventory
 - *Reprocessing can reduce actinide content of final waste product*
 - *Actinides not always largest contributor to dose*
 - Changes in the volume of waste
 - *Reprocessing can reduce the volume of waste requiring deep geologic disposal*
 - *Cost of disposal not necessarily reduced significantly*
 - Changes in the thermal power of the waste
 - *Separation of minor actinides can reduce thermal power of the final waste form*
 - *Fission products are the major contributor to thermal power in first century*
 - Changes in the durability of the waste in repository environments
 - *Treatment of waste streams can create more durable waste forms*
 - *More durable waste form desirable for all disposal geologies*
- For each potential change, consider
 - How will these changes impact repository safety?
 - How will these changes impact repository cost and efficiency?

Light-Water Reactor Spent Nuclear Fuel Activity

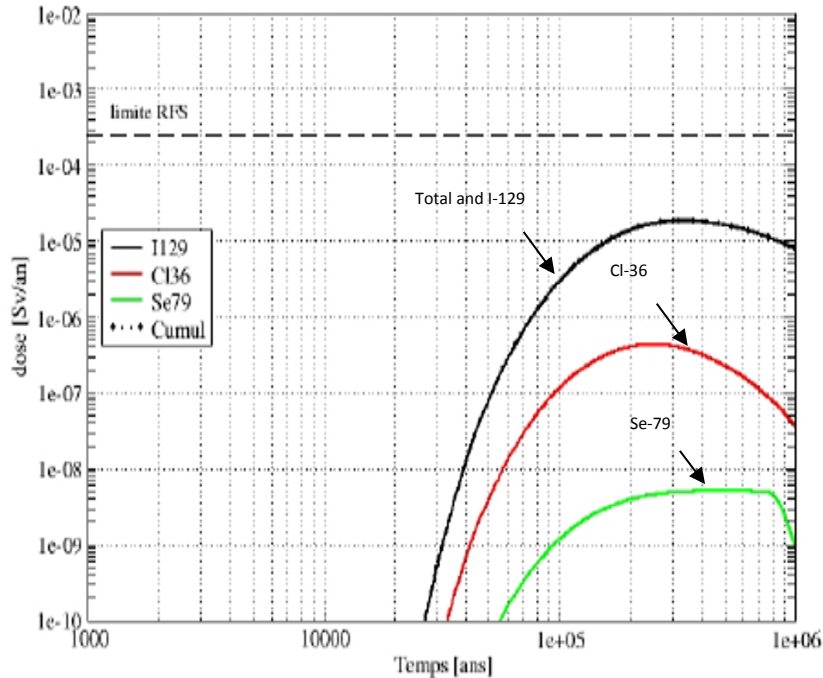


Example from US Program



DOE/RW-0573 Rev 0, Figure 2.3.7-11, inventory decay shown for a single representative Yucca Mountain spent fuel waste package, as used in the Yucca Mountain License Application, time shown in years after 2117.

Contributors to Total Dose: Meuse / Haute Marne Site (France)

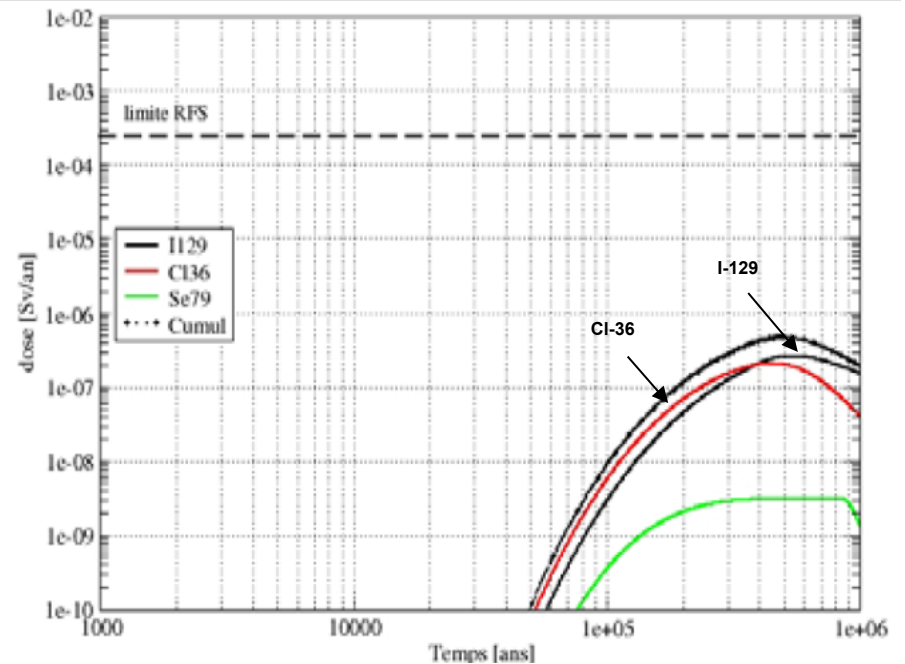


ANDRA 2005, Figure 5.5-18, million year model for spent nuclear fuel disposal and Figure 5.5-22, million year model for vitrified waste disposal

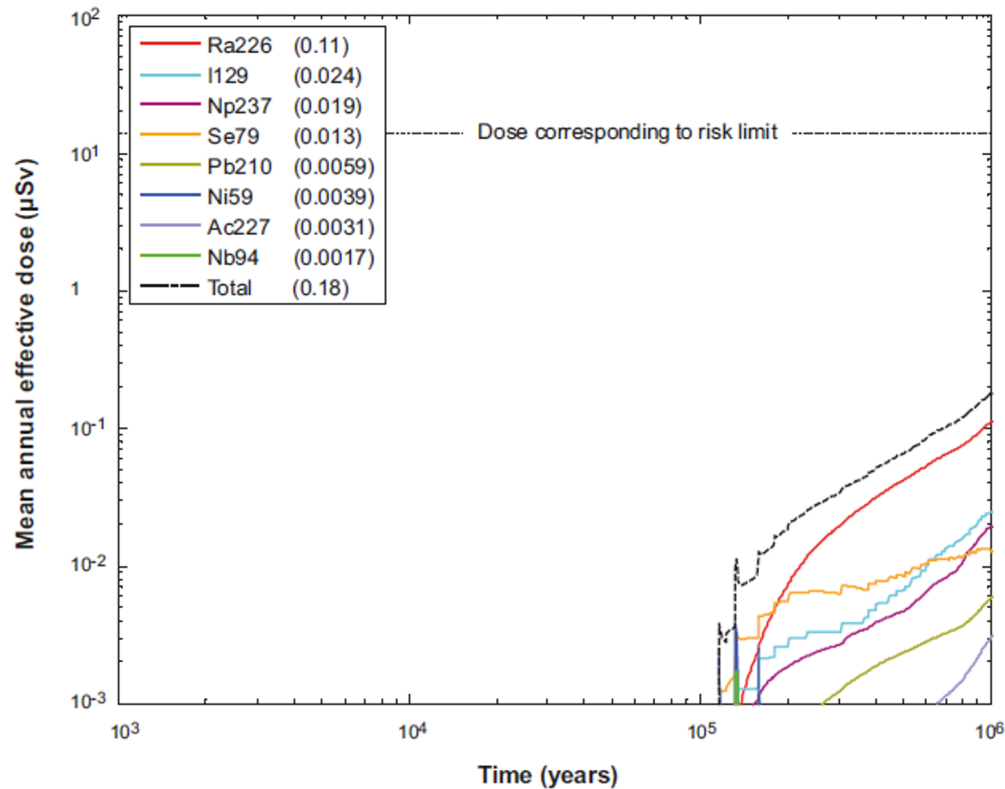
Diffusion-dominated
disposal concept: Argillite

*I-129 is the dominant contributor at
peak dose*

*Examples shown for direct disposal
of spent fuel (left) and vitrified
waste (below)*



Contributors to Total Dose: Forsmark site (Sweden)



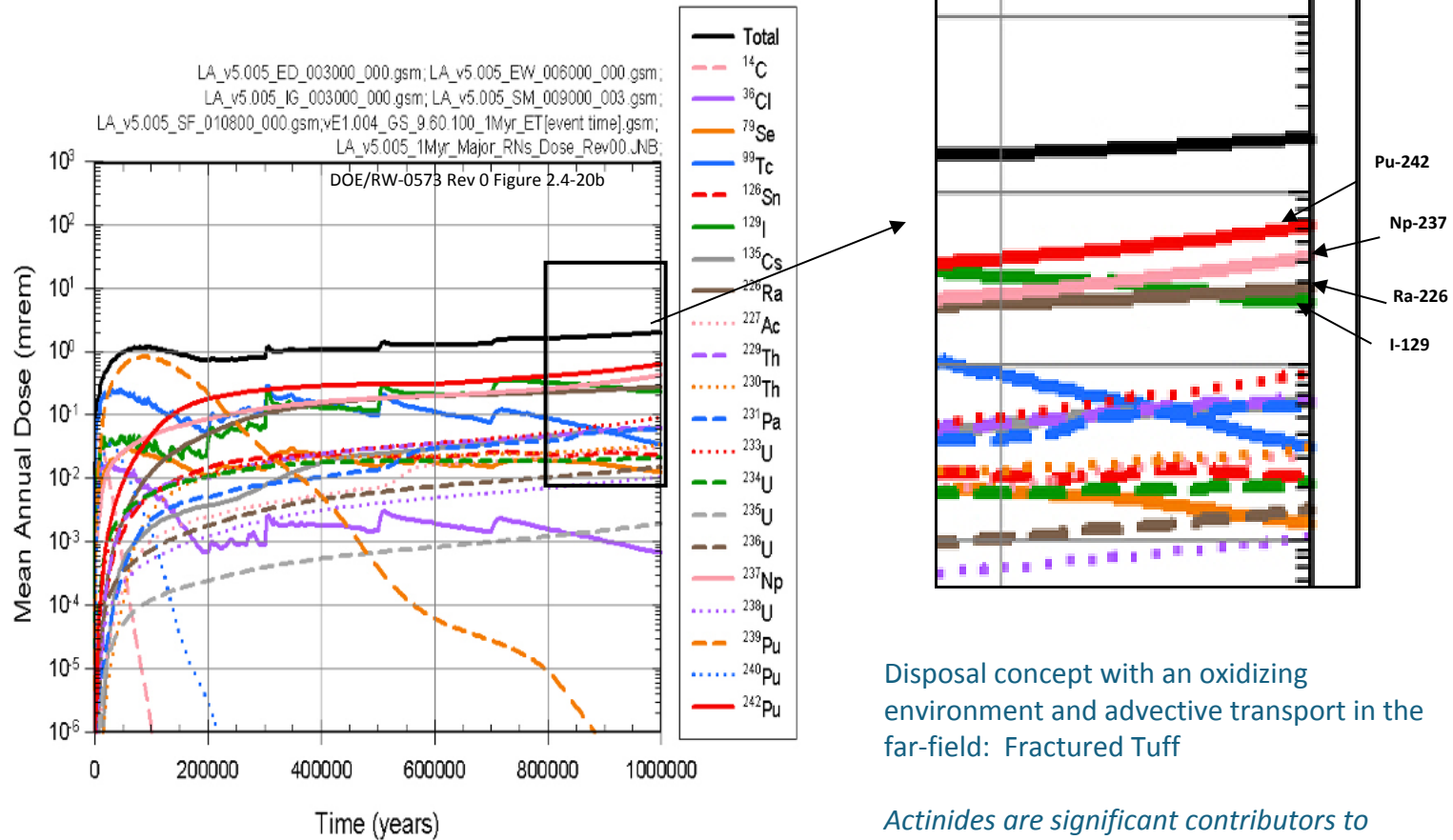
Disposal concept with advective fracture transport in the far-field: Granite

Long-term peak dose dominated by Ra-226

Once waste packages fail via corrosion, dose is primarily controlled by fuel dissolution and diffusion through buffer rather than far-field retardation

Figure 13-18. Far-field mean annual effective dose for the same case as in Figure 13-17. The legends are sorted according to descending peak mean annual effective dose over one million years (given in brackets in μSv).

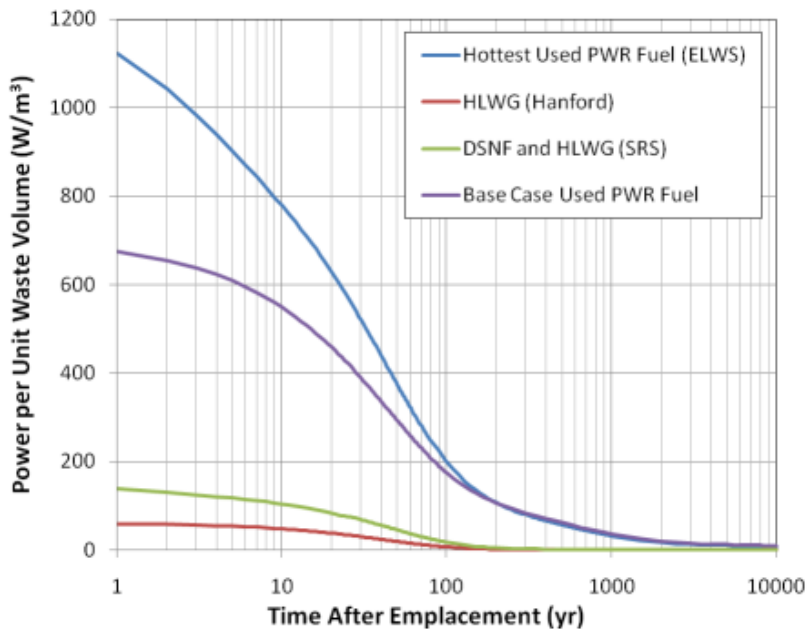
Contributors to Total Dose: Yucca Mountain (USA)



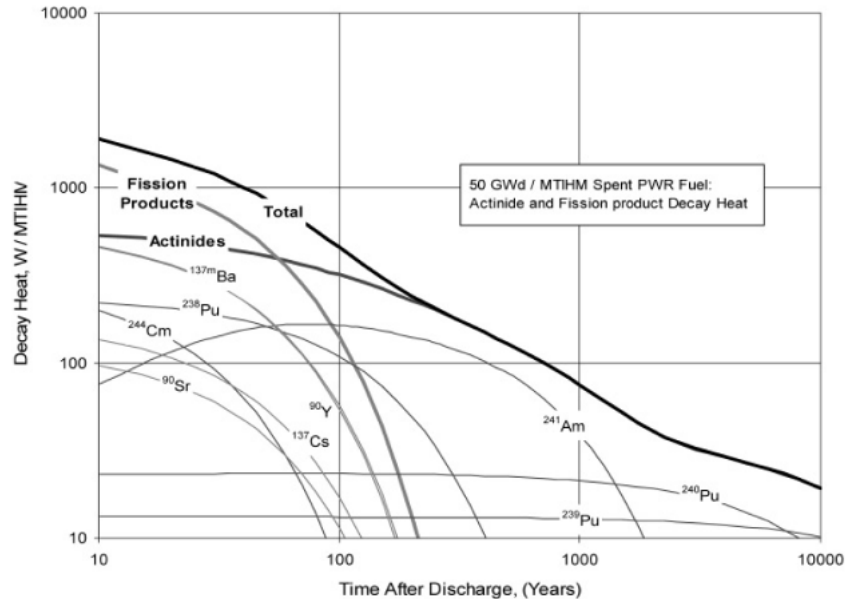
Waste Volume and Thermal Power Considerations



- Repository thermal constraints are design-specific
- Options for meeting thermal constraints include
 - Design choices including size and spacing of waste packages
 - Operational practices including aging and ventilation
 - Modifications to waste forms



Calculated thermal power density vs. time for representative Yucca Mountain waste forms (from Swift et al., 2010, figure 1)



Thermal decay of light water reactor spent nuclear fuel (from Wigeland et al., 2006, Figure 1)

Selection of optimal volume and thermal loading criteria will depend on multiple factors evaluated across entire fuel cycle, including cost and operational efficiency

Waste Volume and Thermal Power Considerations (cont.)



- To a first approximation, waste volume and thermal power density have an inverse correlation without separation of heat-generating radionuclides
 - All other factors held constant, reductions in volume increase thermal power density
 - Relevant metric is disposal volume, i.e., the excavated volume needed per unit volume of waste, which is a function of repository design as well as waste properties
- Volume of HLW is process-dependent
 - Existing processes can achieve substantial reductions in disposal volume
 - Reduction of 60-70% of disposal volume relative to spent fuel (including packaging)
 - Reduction of 92% of disposal volume with Cs removal and 100-yr aging period prior to Cs disposal (von Lensa et al., 2008)
 - Advanced processes may achieve lower volumes of HLW
- Thermal power density of HLW can be engineered over a wide range
- Waste volume does not correlate to long-term performance
 - It does affect cost (excavated volume, total number of repositories); effect is not linear
 - Volume of low-level waste also contributes to total cost

Waste Form Durability Example: Meuse / Haute Marne Site



• HLW

- Base case model: glass “release periods on the order of a few hundred thousand years” (degradation rate decreases when surrounding medium is saturated in silica: Andra 2005, p. 221)
- Sensitivity analysis assuming rapid degradation (100s to 1000s of yr) accelerates peak concentrations at outlet by ~200 kyr, modest increase in magnitude of modeled peak dose
 - For rapid degradation case, modeled releases are controlled by diffusive transport time in clay

Maximum molar flow exiting Callovo-Oxfordian (mol/yr) and maximum dates (yrs.)		
	Reference	Sensitivity
^{129}I	$8.6 \cdot 10^{-4}$ 460,000 yrs	$9.1 \cdot 10^{-4}$ 250,000 yrs
^{36}Cl	$2.2 \cdot 10^{-4}$ 380,000 yrs	$3.8 \cdot 10^{-4}$ 190,000 yrs

Table 5.5-24 SEN - Attenuation ^{129}I and ^{36}Cl – C1+C2 – comparison between the models $V_0.S$ (sensitivity) and the model $V_0.S \rightarrow V_r$

Impact of changes in HLW glass degradation rate on modeled radionuclide concentrations in groundwater, ANDRA 2005 Table 5.5-24

Some Open Questions and R&D



- Engineered barrier system materials
 - Understanding their behavior at high temperature and pressure over geologic time scales
 - Understanding radionuclide transport through them
 - Engineering materials with better heat transfer characteristics
- Postclosure criticality
 - Addition of filler material to waste packages containing SNF prior to disposal to prevent postclosure criticality
 - Understanding and quantifying consequences of a postclosure critical event
 - Development of advanced neutron absorbers for use in purpose-built waste packages
- Current “problematic” wastes in terms of disposal
 - Salt from Molten Salt Reactor Experiment
 - Salt from reprocessing Na-bonded spent fuel
 - Calcine waste

Conclusions



- Identified Characteristics of Waste to be Considered for Disposal Strategy
- Inventory
 - Long-term dose estimates in most geologic settings are dominated by mobile species, primarily I-129
 - Other major contributors to long-term dose are long-lived fission and activation products, and Ra-226, Pu-242, Np-237
- Volume and Thermal Power
 - Waste volume and thermal power density are, to a first approximation, inversely related
 - Without separation and surface aging of fission products for a century or more, reductions in disposal volume may be limited to 30-40% of the disposal volume of the unprocessed fuel
 - Fission products may need geologic disposal regardless, depending on regulatory criteria
- Waste Form Durability
 - Impact of long-lived waste forms on repository performance varies with disposal concept
 - For some disposal concepts, long-lived waste forms can be important

References



- ABC News, 2020. “2 Remote Japan towns seek to host nuclear waste storage site,” October 9, 2020. ABC News Internet Ventures.
- ANDRA (Agence nationale pour la gestion des déchets radioactifs), 2005. Dossier 2005: Argile. Tome: Safety Evaluation of a Geological Repository (English translation: original documentation written in French remains ultimately the reference documentation).
- Faybishenko, B., Birkholzer, J., Sassani, D., and Swift, P., 2016. International Approaches for Deep Geological Disposal of Nuclear Waste: Geological Challenges in Radioactive Waste Isolation, Fifth Worldwide Review, LBNL-1006984, Lawrence Berkeley National Laboratory.
- National Research Council / National Academies, 2001. Disposition of High-Level Waste and Spent Nuclear Fuel: The Continuing Societal and Technical Challenges, Washington, DC, National Academy Press.
- NWMO (Nuclear Waste Management Organization), 2013. Adaptive Phased Management: Postclosure Safety Assessment of a Used Fuel Repository in Sedimentary Rock, NWMO TR-2013-07.
- Posiva, 2019. *Annual Report 2019*, Posiva Oy, Olkiluoto, Finland.
- SKB (Svensk Kärnbränslehantering AB [Swedish Nuclear Fuel and Waste Management Co.]), 2006. Long-Term Safety KBS-3 Repositories at Forsmark and Laxemar—a First Evaluation, TR-06-09.
- SKB (Svensk Kärnbränslehantering AB [Swedish Nuclear Fuel and Waste Management Co.]), 2006. Fuel and Canister Process Report for the Safety Assessment SR-Can, TR-06-22.
- SKB (Svensk Kärnbränslehantering AB [Swedish Nuclear Fuel and Waste Management Co.]), 2011. Long-Term Safety for the Final Repository for Spent Nuclear Fuel at Forsmark: Main Report of the SR-Site Project, Technical Report TR-11-01.

References (cont'd)



- Swift, P.N., C.W. Hansen, E. Hardin, R.J. MacKinnon, D. Sassani, S. D. Sevougian, 2010. “Potential Impacts of Alternative Waste Forms on Long-Term Performance of Geological Repositories for Radioactive Waste.” Proceedings of PSAM-10, June 7-11, 2010, Seattle, WA.
- US DOE (United States Department of Energy) 2008. Yucca Mountain Repository License Application, DOE/RW-0573, Rev. 1.
- von Lensa, W., R. Nabbi, M. Rossbach, 2008, *RED-IMPACT: Impact of Partitioning, transmutation and Waste Reduction Technologies on the Final Nuclear Waste Disposal, Synthesis Report*, Forschungszentrum Jülich GmbH. 178 p.
- Wigeland, R.A., T.H. Fanning, and E.E. Morris, 2006, “Separations and Transmutation Criteria to Improve Utilization of a Geologic Repository,” *Nuclear Technology* v. 154.
- Wiley Online Library, 2020. “Managing spent nuclear fuel in South Korea: Heterogeneous public attitudes toward different management strategies at individual and segment levels,” *International Journal of Energy Research*, Volume 44, Issue 10.
- World Nuclear News, 2020. “Swedish municipality gives approval for fuel repository,” October 14, 2020, World Nuclear Associated, Tower House, 10 Southampton Street, London, WC2E 7HA, UK.

Backup Slides

Status of Deep Geologic Disposal Programs World-Wide

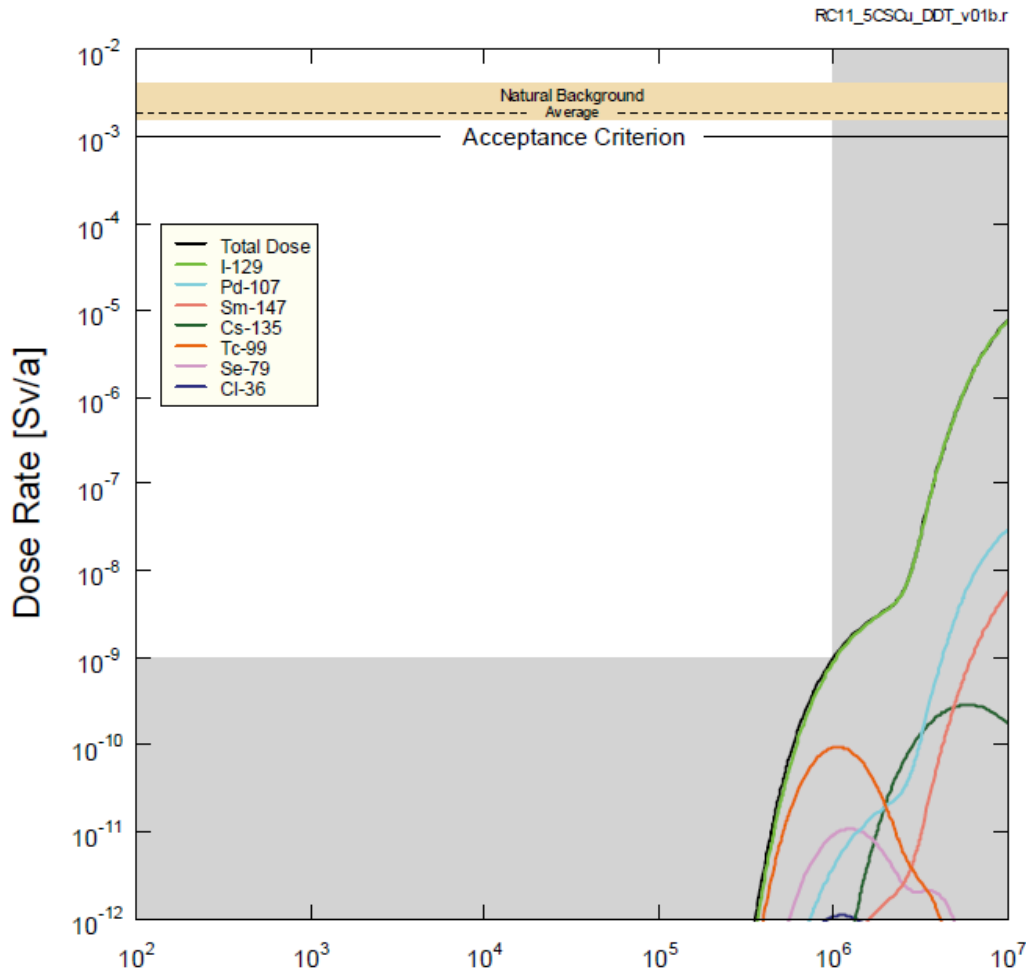


Nation	Host Rock	Status
Finland	Granitic Gneiss	Construction license granted 2015. Start of final disposal planned for mid -2020s
Sweden	Granite	License application submitted 2011 Local municipalities gave approval Oct. 2020 Construction planned to start in mid-2020s
France	Argillite	Disposal operations planned for 2025
Canada	Granite, sedimentary rock	Candidate sites being identified
China	Granite	Repository proposed in 2050
Russia	Granite, gneiss	Licensing planned for 2029
Germany	Salt, other	Uncertain
USA	Salt (transuranic waste at the Waste Isolation Pilot Plant) Volcanic Tuff (Yucca Mountain)	WIPP: operating Yucca Mountain: suspended
Japan	TBD	Candidate sites being identified
Korea	TBD	Candidate sites being identified

Others: Belgium (clay), UK (uncertain), Spain (uncertain), Switzerland (clay), Czech Republic (granitic rock), all nations with nuclear power.

Sources: Faybishenko et al. 2016; World Nuclear News 2020; Posiva Oy 2019; ABC News 2020; Wiley Online Library 2020

Contributors to Total Dose: Hypothetical Site (Canada)



Diffusion-dominated disposal concept: spent fuel disposal in unfractured carbonate host rock

Long-lived copper waste packages and long diffusive transport path

All waste packages assumed to fail at 60,000 years for this simulation; primary barriers are slow dissolution of SNF and long diffusion paths

Major contributor to peak dose is I-129

Waste Form Lifetime Examples: Forsmark Site



- Used fuel
 - Fractional dissolution rate range $10^{-6}/\text{yr}$ to $10^{-8}/\text{yr}$
 - Corresponding fuel lifetimes: ~ 1 Myr to 100 Myr
 - Dissolution rates for oxidizing conditions (not anticipated), up to $10^{-4}/\text{yr}$
 - Uncertainty in fuel dissolution rate can be a dominant contributor to uncertainty in modeled total dose estimates for sites with relatively rapid transport

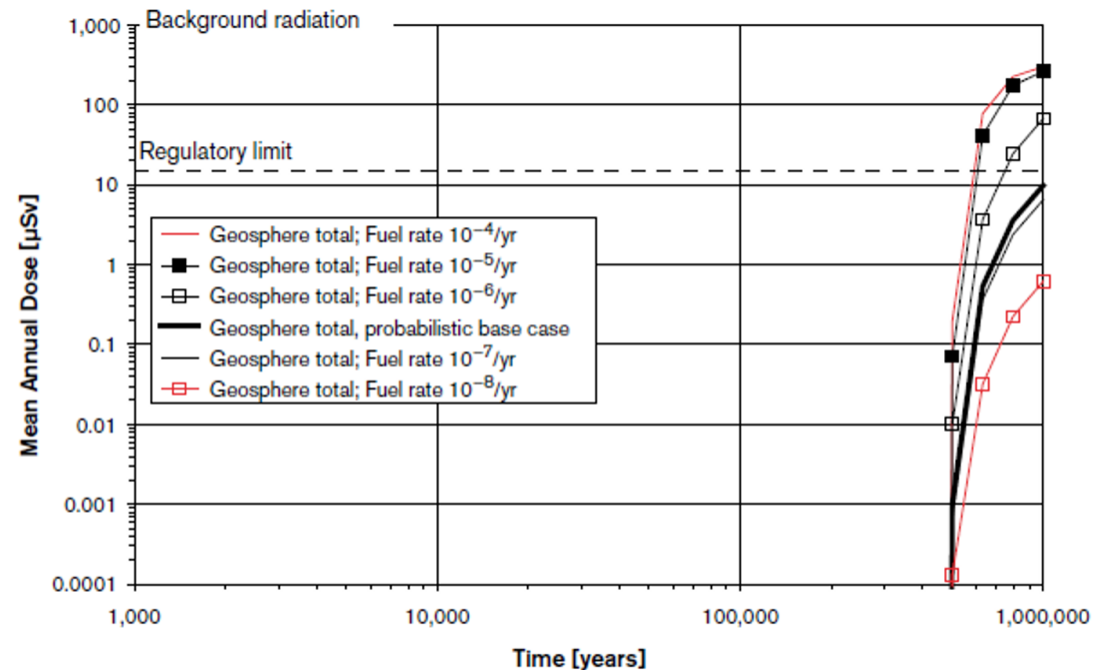


Figure 10-44. Sensitivity of the base case result to the fuel dissolution rate. Semi-correlated hydro-geological DFN model for Forsmark. 1,000 realisations of the analytic model for each case.

Source: SKB 2006, *Long-term Safety for KBS-3 Repositories at Forsmark and Laxemar—a First Evaluation*, TR-06-09, section 10.6.5

Also, SKB 2006, *Fuel and Canister Process Report for the Safety Assessment SR-Can*, TR-06-22, section 2.5.5

Current Status of the US Program



2008	Yucca Mountain Repository License Application submitted
2009	Department of Energy (DOE) determines Yucca Mountain to be unworkable
2010	Last year of funding for Yucca Mountain project
2012	Blue Ribbon Commission on America's Nuclear Future completes its recommendations, including a call for a consent-based process to identify alternative storage and disposal sites
2013	Federal Court of Appeals orders Nuclear Regulatory Commission (NRC) to complete its staff review of the Yucca Mountain application with remaining funds
2015	NRC staff completes Yucca Mountain review, finds that "the DOE has demonstrated compliance with the NRC regulatory requirements" for both preclosure and postclosure safety
2015	DOE begins consideration of a separate repository for defense high-level wastes and initiates first phase of public interactions planning for a consent-based siting process for both storage and disposal facilities. (Both activities terminated in 2017.)
2016-18	Private sector applications to the NRC for consolidated interim storage (Waste Control Specialists [now Interim Storage Partners] in Andrews, TX and Holtec in Eddy/Lea Counties, NM)
2020	Yucca Mountain licensing process remains suspended, and approximately 300 technical contentions remain to be heard before a licensing board can reach a decision