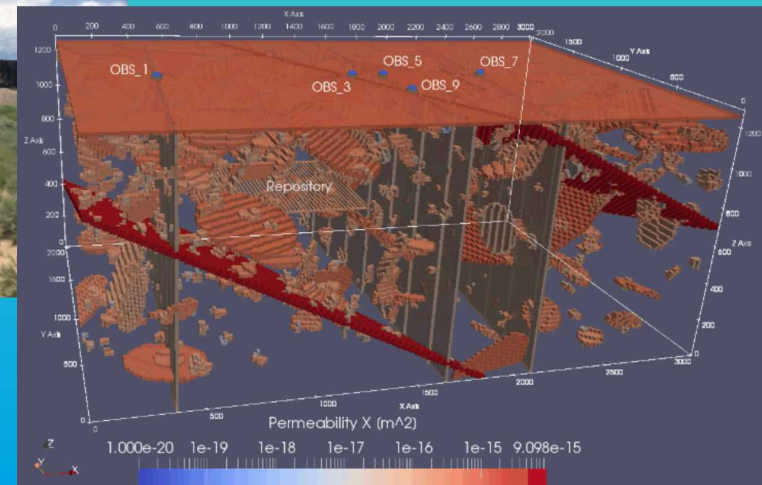




Ongoing Research and Development: Cement Filler Testing and Analysis

U.S. Nuclear Waste Technical Review Board Virtual Meeting
July 27-28, 2020



Mark J. Rigali, Sandia National Laboratories

Sandia National Laboratories is a multi-mission laboratory managed and operated by National Technology and Engineering Solutions of Sandia LLC, a wholly owned subsidiary of Honeywell International Inc. for the U.S. Department of Energy's National Nuclear Security Administration under contract DE-NA0003525.
SAND2020-xxxx

Disclaimer

This is a technical presentation that does not take into account contractual limitations or obligations under the Standard Contract for Disposal of Spent Nuclear Fuel and/or High-Level Radioactive Waste (Standard Contract) (10 CFR Part 961). For example, under the provisions of the Standard Contract, spent nuclear fuel in multi-assembly canisters is not an acceptable waste form, absent a mutually agreed to contract amendment.

To the extent discussions or recommendations in this presentation conflict with the provisions of the Standard Contract, the Standard Contract governs the obligations of the parties, and this presentation in no manner supersedes, overrides, or amends the Standard Contract.

This presentation reflects technical work which could support future decision making by DOE. No inferences should be drawn from this presentation regarding future actions by DOE, which are limited both by the terms of the Standard Contract and Congressional appropriations for the Department to fulfill its obligations under the Nuclear Waste Policy Act including licensing and construction of a spent nuclear fuel repository.

Key Attributes for DPC Fillers

- Material Compatibility
- Ease of Injectability
- Moderator Displacement
- Minimal Intrinsic Neutron Moderation
- Minimal Gas Generation
- Long-Term Chemical Stability
- Radionuclide Sequestration



Phosphate-Based Cements



Low Melting Point Metals

Phosphate Cements as DPC Fillers

Advantages of Phosphate Cements:


- Inorganic
- Nontoxic
- Near Neutral pH
- Very Low Solubility (at near neutral pH)
- Self-Bonding
- Radionuclide Sequestration



Phosphate Cements Under Evaluation

- Aluminum Oxide / Aluminum Phosphate (Al_2O_3 / AlPO_4) Cements (APCs)
- Calcium Phosphate ($\text{Ca}_5(\text{PO}_4)_3(\text{OH})$) Cements (CPCs)
- Wollastonite / Aluminum Phosphate (CaSiO_3 / AlPO_4) Cements (WAPCs)
- Fly Ash / Aluminum Phosphate Cements
- Other Commercially Available Cements (as Applicable)

Aluminum Phosphate Cements (APCs)



- Based on Wagh et al., 2003 using Inexpensive Starting Materials (Al_2O_3 and H_3PO_4).
- Reactants form Smooth Pourable Slurries in Water that are Stable for Days.
- Acid-Base Reaction Results in Near Neutral pH Post Set.
- Set Temperatures Typically at 150-200 °C at both Ambient (0.1 megapascal MPa) and Elevated Pressure (up to 1 (MPa)).

* Al_2O_3 is present in excess with respect to H_3PO_4 at ~5:1

Early Attempts...



0.1 MPa Pressure 150 °C



~0.2 MPa Pressure 150 °C

APC Experimental Approach

Vary Pressure, Temperature and Time

Effects of Additives I:

Boric acid (H_3BO_3) and gadolinium oxide (Gd_2O_3) as neutron absorbers.

Effects of Additives II:

Catapal B (AlOOH), gibbsite ($\text{Al}(\text{OH})_3$), and metakaolin as aluminum sources.

Ammonium dihydrogen phosphate ($\text{NH}_4\text{H}_2\text{PO}_4$), sodium pentahydrogen phosphate, ($\text{NaH}_5(\text{PO}_4)_2$) and ammonium pentahydrogen phosphate $\text{NH}_4\text{H}_5(\text{PO}_4)_2$ as phosphate sources.



APCs at Elevated Pressures (~1 MPa)

- Reaction between Al_2O_3 and aqueous H_3PO_4 at 150 – 200 °C at ~1 MPa for 0.5 to 2 days yields well consolidated monoliths.
- Reactants 'set' to produce one or more binder phases: berlinite ($\alpha\text{-AlPO}_4$), $\text{AlPO}_4 \cdot \text{H}_2\text{O}$ and AlPO_4 – cristobalite.
- Subsequent curing at 250 °C for 8 hours yields berlinite ($\alpha\text{-AlPO}_4$), and/or AlPO_4 – cristobalite.
- It is unclear which AlPO_4 phase is more effective as a binder.
- Adequate unconfined compressive strength measured at 5.5 MPa.



APC sample in Pyrex tube (1.25 in x 5 in) after setting and curing.

APCs at Ambient Pressure (0.1 MPa)

- The reaction $\text{Al}_2\text{O}_3 + 2\text{H}_3\text{PO}_4 \rightarrow 2\text{AlPO}_4 + 3\text{H}_2\text{O}$ takes place at $\geq 130^\circ\text{C}$. Product water as steam causes large voids as APCs set at ambient pressure.
- Additional aluminum sources such as gibbsite ($\text{Al}(\text{OH})_3$) and metakaolin reduce or eliminate expansion and large void formation during setting of the cement.
- These sources react with acid phosphates at room temperature, causing APCs to begin setting below 100°C .
- $\text{NH}_4\text{H}_2\text{PO}_4$, $\text{NaH}_5(\text{PO}_4)_2$, and $\text{NH}_4\text{H}_5(\text{PO}_4)_2$ were also tested as alternative phosphate sources.
- APC with metakaolin and $\text{NaH}_5(\text{PO}_4)_2$ additives yielded a unconfined compressive strength of 9.5 MPa.
- Binder phase(s) for the ambient pressure APCs is unidentified in almost all cases and likely amorphous.



Standard APC at Ambient Pressure



APC with metakaolin and $\text{NaH}_5(\text{PO}_4)_2$ at Ambient Pressure

Wollastonite Aluminum Phosphate Cements (WAPCs)

- In the presence of a wollastonite (CaSiO_3) filler, $\text{Al}(\text{OH})_3$ reacts with aqueous $\text{NaH}_2(\text{PO}_4)_2$ to make well consolidated monoliths.
- Mixtures are set by slowly ramping temperature to 130 °C, then are cured at 250 °C.
- Unconfined compressive strength for WAPC material pictured (11.5 MPa) was greater than all APCs tested.
- Binder phase(s) cannot be identified by XRD and could be amorphous and/or possibly a glass.




WAPC Monolith

Calcium Phosphate Cements (CPCs)



- Tetracalcium Phosphate (TTCP) and Dibasic Calcium Phosphate (DCPA) react aqueously at room temperature to form CPC (hydroxyapatite).
- Set time is rapid ≤ 25 minutes. Calcium chelators (carboxylic acid-based) were explored to increase set times to 2-3 hours.
- Dodecanedioic Acid (DDDA) a Dicarboxylic Acid was determined to be most effective but required the use of 1 M K_3PO_4 solution (in H_2O) for complete dissolution.
- Produces CPC monoliths composed of hydroxyapatite with some residual starting product (TTCP) that negatively affects strength and integrity.



CPC Monolith

Summary and Next Steps

- Currently APCs and WAPCs show the greatest promise for continued development.
- Continue process and formulation optimization of both cements.
- Development of CPCs that set at elevated temperatures (100-200 °C) is underway.
- Measurements of filler porosity as well as their permeability to water and gas are also underway.
- Future work includes:
 - Radiation stability and long term solubility testing on optimized products.
 - Develop in-package chemistry models with fillers.
 - Small scale testing of fillers in DPC mock ups.

Selected References

- Achelhi, K., S. Masse, G. Laurent, A. Saoiabi, A. Laghzizil, & T. Coradin (2010). Role of carboxylate chelating agents on the chemical, structural and textural properties of hydroxyapatite. *Dalton Transactions*, 39(44), 10644-10651. doi:10.1039/C0DT00251H.
- Colorado, H.A., J. Pleitt, C. Hiel, J.M. Yang H.T. Hahn and C.H. Castro (2012) Wollastonite based-Chemically Bonded Phosphate Ceramics with lead oxide contents under gamma irradiation. *Journal of Nuclear Materials*, 425, p.197-204.
- Hardin, E.L., P.V. Brady and C. Bryan, “Joint Workplan on Filler Investigations for DPCs,” SFWD-SFWST-2018-000481 Rev. 0, SAND2017-13727 R, Sandia National Laboratories, Albuquerque, New Mexico, December 2017.
- Hardin, E.L. and P.V. Brady (2018). *Recommendations for Filler Material Composition and Delivery Method for Bench- Scale Testing*. SFWD-SFWST-2018-000490 Rev. 0. U.S. Department of Energy, Office of Spent Fuel and Waste Science and Technology. March, 2018.
- Krogstad, D.V., D. Wang & S. Lin-Gibson (2017). Polyaspartic Acid Concentration Controls the Rate of Calcium Phosphate Nanorod Formation in High Concentration Systems. *Biomacromolecules*, 18(10), 3106-3113. doi:10.1021/acs.biomac.7b00772
- SNL (Sandia National Laboratories) 2017. *Joint Workplan on Filler Investigations for DPCs*. SFWD-SFWST-2018-000481 Rev. 0. U.S. Department of Energy, Office of Spent Fuel and Waste Science and Technology. December, 2017.
- Wagh, A.S., S. Grover, and S.Y. Jeong, *Chemically Bonded Phosphate Ceramics: II Warm Temperature Process for Alumina Ceramics*. *Journal of the American. Ceramic. Society.*, 86, 1845-1849, 2003.
- Wagh, A.S. *Chemically Bonded Phosphate Ceramics: 21st Century Materials with Diverse Applications (1st Edition)*. Elsevier Science. 2004.

Selected References

- Wagh, A.S. *Chemically Bonded Phosphate Ceramics: Twenty-First Century Materials with Diverse Applications (2nd edition)*. Elsevier. 2016.
- Zhang, J., W. Liu, V. Schnitzler, F. Tancret & J.-M. Bouler (2014). Calcium phosphate cements for bone substitution: Chemistry, handling and mechanical properties. *Acta Biomaterialia*, 10(3), 1035-1049. doi:<https://doi.org/10.1016/j.actbio.2013.11.001>

Questions?