

Technical Basis for Engineering Feasibility and Thermal Management

NWTRB Fact-Finding Mission

March 6, 2020

Oak Ridge National Laboratory

Ernest Hardin, Sandia National Laboratories

Sandia National Laboratories is a multi-mission laboratory managed and operated by National Technology and Engineering Solutions of Sandia LLC, a wholly owned subsidiary of Honeywell International Inc. for the U.S. Department of Energy's National Nuclear Security Administration under contract DE-NA0003525. Approved for unclassified, unlimited release (SAND2020-****).

Disclaimer

This is a technical presentation that does not take into account the contractual limitations or obligations under the Standard Contract for Disposal of Spent Nuclear Fuel and/or High-Level Radioactive Waste (Standard Contract) (10 CFR Part 961). For example, under the provisions of the Standard Contract, spent nuclear fuel in multi-assembly canisters is not an acceptable waste form, absent a mutually agreed to contract amendment.

To the extent discussions or recommendations in this presentation conflict with the provisions of the Standard Contract, the Standard Contract governs the obligations of the parties, and this presentation in no manner supersedes, overrides, or amends the Standard Contract.

This presentation reflects technical work which could support future decision making by DOE. No inferences should be drawn from this presentation regarding future actions by DOE, which are limited both by the terms of the Standard Contract and a lack of Congressional appropriations for the Department to fulfill its obligations under the Nuclear Waste Policy Act including licensing and construction of a spent nuclear fuel repository.

Legal Notice

This report was prepared as an account of work sponsored by an agency of the United States Government. Neither the United States Government, nor any agency thereof, nor any of their employees, nor any of their contractors, subcontractors, or their employees, make any warranty, express or implied, or assume any legal liability or responsibility for the accuracy, completeness, or usefulness of any information, apparatus, product, or process disclosed, or represent that its use would not infringe privately owned rights. Reference herein to any specific commercial product, process, or service by trade name, trademark, manufacturer, or otherwise, does not necessarily constitute or imply its endorsement, recommendation, or favoring by the United States Government, any agency thereof, or any of their contractors or subcontractors. The views and opinions expressed herein do not necessarily state or reflect those of the United States Government, any agency thereof, or any of their contractors.

Outline

- Summary of Previous Technical Feasibility Studies
 - Safety
 - Engineering challenges
 - Thermal management
 - Postclosure criticality
- DPC dimensions and weights
- Emplacement concept
- Waste package handling, transport, emplacement
- Thermal management
 - Why temperature or thermal power limits
 - Disposal power limits are always less than transportation limits
 - Time required for DPCs to cool for disposal; fuel age at emplacement
- Postclosure internal criticality review
- Summary

Facts About Potential Direct Disposal of SNF in DPC-Based Waste Packages

- DPCs weigh about the same as Yucca Mountain (YM) canisters sized for 21-pressurized water reactor (PWR) assemblies.

Loaded Magnastor[®] canister (NAC International) 37-PWR DPC (~50 MT) vs. loaded YM 21-PWR canister (≤ 49.3 MT)

- DPCs are about the same size as YM canisters for commercial SNF.

Magnastor canister dimensional envelope (1.77 m D x 4.87 m L → 12.4 m³) vs. YM canister (1.69 m D x 5.39 m L → 12.1 m³).

- DPC-based waste packages could be lowered down a shaft with a large friction-winder type hoist.

A DPC package (~70 MT) with shield (+75 MT) + carriage would compare to the 175 MT payload for the “DIREGT” conceptual hoist design (BGE Tec).

- Meeting thermal limits for disposal will require fuel aging

Example 1: ~98% of projected DPCs will cool to 10 kW by 2130.

Example 2: ~98% of projected BWR DPCs will cool to 4 kW by 2170.

Summary of Previous (2013–2017) Technical Feasibility Study for DPC Direct Disposal

- **Direct disposal of spent fuel in DPCs is possible with all geologic settings evaluated**
 - Thermal management and postclosure criticality controls vary for geologic settings
 - Relative reliance on natural and engineered barriers also varies
- **Additional considerations**
 - Disposal overpack reliability estimates can be improved
 - DPC basket designs impact structural longevity after package breach
- **Major recommendations**
 - Investigate fillers for all DPCs
 - Investigate screening postclosure criticality on low consequence

Recommendations from Previous (2013-2017) Technical Feasibility Study (1/2)

■ **Safety**

- General attributes of a safe repository also apply for DPCs
- Performance assessment models need to discern differences
- Likely need to use cementitious materials in repository construction

■ **Engineering Feasibility**

- Consider fuel and canister condition if extended aging is needed
- Need to develop transporter and emplacement system concepts
- Start corrosion testing for packaging materials
- Update disposal overpack reliability

■ **Thermal Management**

- Continue R&D for high-temperature low-permeability buffer/backfill for crystalline and argillaceous host media (e.g., 150°C or hotter)
- Develop thermally driven process models (e.g., argillite repository)

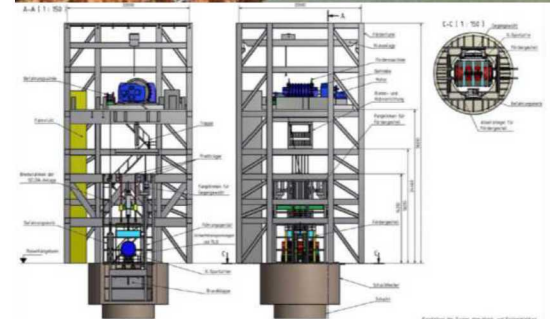

Recommendations from Previous (2013-2017) Technical Feasibility Study (2/2)

■ **Postclosure Criticality Control**

- Continue analysis of “as loaded” DPCs to estimate reactivity margin for degraded, flooded conditions
- Document stylized degradation scenarios
- Develop models of in-package (fuel, basket) degradation including effects from radiolysis
- Develop advanced burnup credit methodology for BWR fuel
- Conduct R&D on fillers for moderator exclusion and neutron absorption

Engineering Challenges Can Be Met

- **Handling/Packaging: Use Current Practices**
- **Surface-Underground Transport**
 - Spiral ramp (~10% grade, rubber-tire)
 - Linear ramp (>10% grade, funicular)
 - Shallow ramp ($\leq 3\%$ grade, standard rail)
 - Heavy shaft hoist (up to 175 MT payload)
- **Drift Opening Stability Constraints**
 - Salt (a few years with little attention or heating; longer with rock bolts and maintenance)
 - Hard rock (50 years or longer)
 - Sedimentary (50 years may be feasible, or longer depending on geologic setting)



Repository Concept of Operations

The following aspects of repository operations would be similar for DPC-based packages, as for purpose-designed packaging:

- Construction method and sequence
- Emplacement drift length, excavated volume
- Shafts for worker access/materials, construction ventilation, and waste rock
- Waste transport ramp (or shaft where water inflow is critical)
- Ground support and invert options
 - Temporary vs. long-term
 - Use of cementitious materials
- Waste Package Handling, Transport and Emplacement
 - Heavy-haul equipment (e.g., 10,000 lb/tire)
 - Shielding and operation for mobile equipment
- Plugs/seals

DPC Overpack Functional Description

- Preclosure functions assigned to overpack:
 - Containment for > 100 yr or until repository closure
 - Structurally robust to withstand handling and drops
 - Unshielded (saving 40+ MT in weight per waste package)
- Postclosure function assigned to overpack:
 - Containment consistent with disposal concept (100 yr to >10,000 yr)
 - Corrosion allowance or resistance
 - Resist impact from rockfall, and crushing from ground water and rock pressures, during containment period

DPC Canister Size and Weight (1/2)

- Example DPC dimensions, weights (Greene et al. 2013)

S&T DPC System	Cap.	Wt. Loaded MT	Canister		Storage	Transport
			Diameter, m	Length, m	Cask System	Cask System
MPC-24 series	24 PWR	40.9	1.74	4.83	HI-STORM 100/100U HI-STAR 100	HI-STAR 100
MPC-32 series	32 PWR	40.9	1.74	4.83	HI-STORM 100/100U HI-STAR 100	HI-STAR 100
MPC-68 series	68 BWR	40.9	1.74	4.83	HI-STORM 100/100U	HI-STAR 100
MPC-37	37 PWR	52.9	1.92	4.60	HI-STORM FW/UMAX	HI STAR 190
MPC-68 series	68 BWR	52.9	1.92	4.83	HI-STORM FW/UMAX	HI STAR 190
TSC Class 1-3	24 PWR	33.1	1.71	4.45 – 4.87	VCC Class 1-3	UTC
TSC Class 4-5	56 BWR	34.4	1.71	4.72 – 4.84	VCC Class 4-5	UTC
Magnastor PWR	37 PWR	46.6	1.80	4.70	VCC	MAGNATRAN
Magnastor BWR	87 BWR	47.0	1.80	4.87	VCC	MAGNATRAN
NUHOMS 24 series	24 PWR	37.3 - 43.0	1.71	4.73 – 4.99	HSM-H	MP187/MP197 MP197HB
NUHOMS 32 series	32 PWR	40.1 - 50.0	1.71 – 1.77	4.72 – 5.04	HSM 80 or 102 HSM-H or 102 HSM "Advanced"	MP197HB MP187/MP197
NUHOMS 37 series	37 PWR	49.1 - 49.7	1.77	4.62 – 4.81	HSM-H	MP197HB
NUHOMS 61 series	61 BWR	40.2 - 42.3	1.71	4.98	HSM 80 or 120 HSM-H or -HS HSM "advanced"	MP197/MP197HB
NUHOMS 69BTH	69 BWR	48.2	1.77	4.98	HSM-H/HS	MP197/MP197HB

Greene et al. 2013. *Storage and Transport Cask Data for Used Commercial Nuclear Fuel*. ATI-TR-13047. Energx. Oak Ridge, TN.

DPC Canister Size and Weight (2/2)

	Yucca Mountain Transport-Aging-Disposal (TAD) Canister	Largest DPC (3 major vendors) *
Capacity	21-PWR/44-BWR	37-PWR/89-BWR
Diameter	1.69 m	1.92 m
Length	5.39 m	4.87 m
Weight	49.3 MT (loaded)	52.9 MT (loaded)

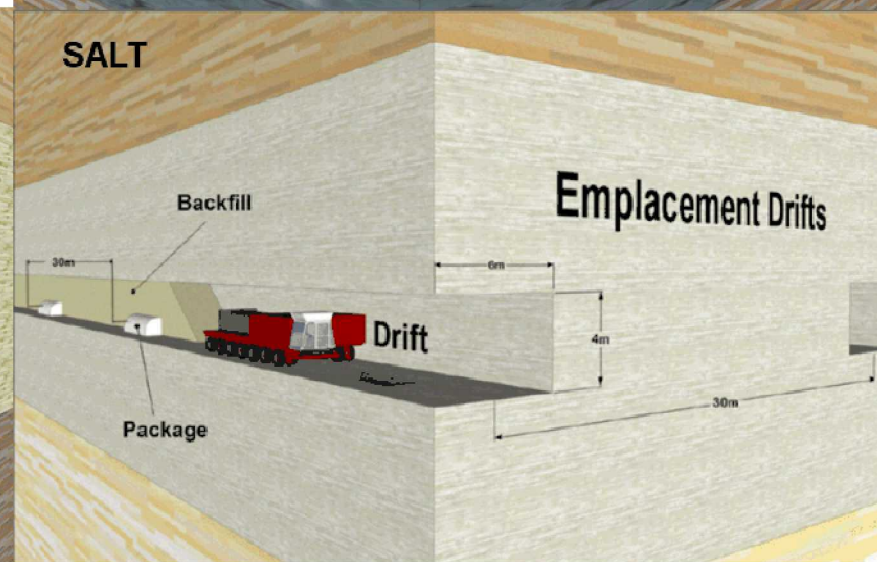
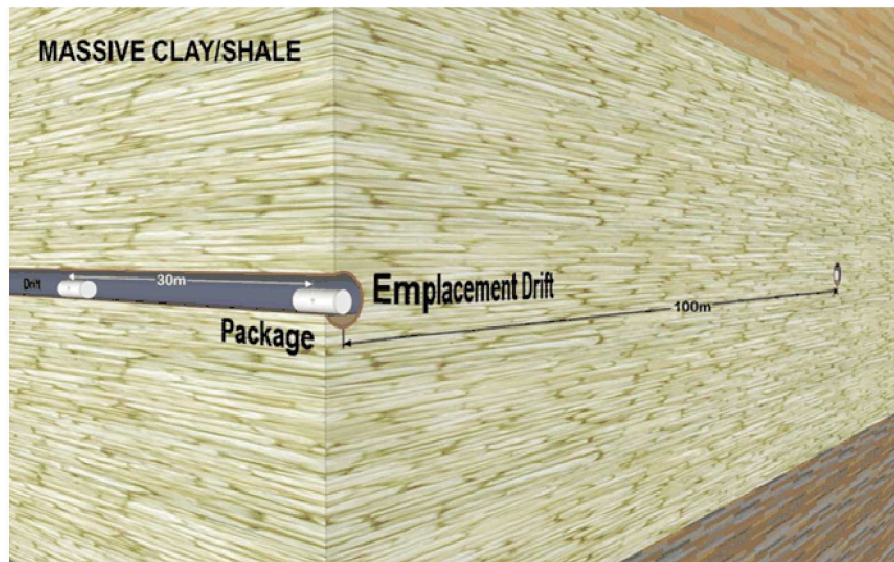

■ Conclusions:

- Handling and packaging of DPCs for disposal is within the industrial state of practice
- TAD canisters would be robust

* See example DPC dimensions, previous slide

DPC Direct Disposal Concepts

- In-drift emplacement
- Unshielded packages
- Rubber-tired transport
- Some thermal aging (or ventilation in situ) is needed
- Backfill (except unsaturated hard rock; not shown)
- Robotic operations



(Hardin et al. 2013. FCRD-UFD-2013-000171 Rev. 1)

Why Thermal Limits for Disposal?

- Cladding protection (ISG-3 Rev. 3 limits adapted to postclosure, e.g., max. 350°C)
- Packaging material limits (de-alloying/sensitization, e.g., 300°C for Alloy 22)
- Repository temperature limits
 - Buffer/backfill alteration (100 to 200°C)
 - Microcracking of siliceous rock (~200°C)
 - Salt decrepitation (~270°C)
- Injectable fillers (limit internal pressure during filling operations)
- Waste package handling (e.g., 18 kW/package for YM transport-emplacement-vehicle)

DPC Thermal Power Limits for Storage and Transportation

- Example thermal limits for licensed DPC storage/transport systems (Greene et al. 2013)

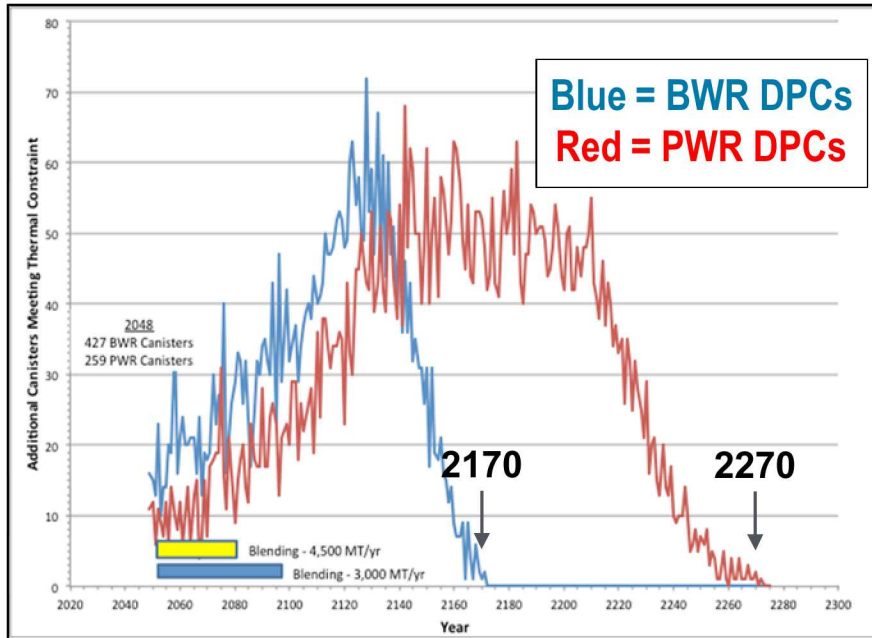
S&T DPC System	Cap.	Wt. Loaded MT	Heat Rejection Storage/Transport., kW	Licensing Status (2013)	Storage Cask System	Transport Cask System
MPC-24 series	24 PWR	40.9	36.9 / 20.0 19.0 / 20.0	S&T	HI-STORM 100/100U HI-STAR 100	HI-STAR 100
MPC-32 series	32 PWR	40.9	36.9 / 20.0	S&T	HI-STORM 100/100U HI-STAR 100	HI-STAR 100
MPC-68 series	68 BWR	40.9	36.9 / 18.5 18.5 / 18.5	S&T	HI-STORM 100/100U	HI-STAR 100
MPC-37	37 PWR	52.9	47.0 / 38.0	S	HI-STORM FW/UMAX	HI STAR 190
MPC-68 series	68 BWR	52.9	46.3 / 38.0	S	HI-STORM FW/UMAX	HI STAR 190
TSC Class 1-3	24 PWR	33.1	23.0 / 20.0	S&T	VCC Class 1-3	UTC
TSC Class 4-5	56 BWR	34.4	23.0 / 16.0	S&T	VCC Class 4-5	UTC
Magnastor PWR	37 PWR	46.6	35.5 / 33.0	S&T	VCC	MAGNATRAN
Magnastor BWR	87 BWR	47.0	35.5 / 33.0	S&T	VCC	MAGNATRAN
NUHOMS 24 series	24 PWR	37.3 - 43.0	24.0 - 40.8 / 24.0 - 32.0	S	HSM-H	MP187/MP197 MP197HB
NUHOMS 32 series	32 PWR	40.1 - 50.0	24.0 - 40.8 / 24.0 - 32.0	S	HSM 80 or 102 HSM-H or 102 HSM "Advanced"	MP197HB MP187/MP197
NUHOMS 37 series	37 PWR	49.1 - 49.7	30.0 / 30.0	S&T	HSM-H	MP197HB
NUHOMS 61 series	61 BWR	40.2 - 42.3	18.3 - 31.2 / 15.9 - 31.2	S&T	HSM 80 or 120 HSM-H or -HS HSM "advanced"	MP197/MP197HB
NUHOMS 69BTH	69 BWR	48.2	26.0 - 32.0 / 26.0 to 32.0	T	HSM-H/HS	MP197/MP197HB

Greene et al. 2013. *Storage and Transport Cask Data for Used Commercial Nuclear Fuel*. ATI-TR-13047. Energx. Oak

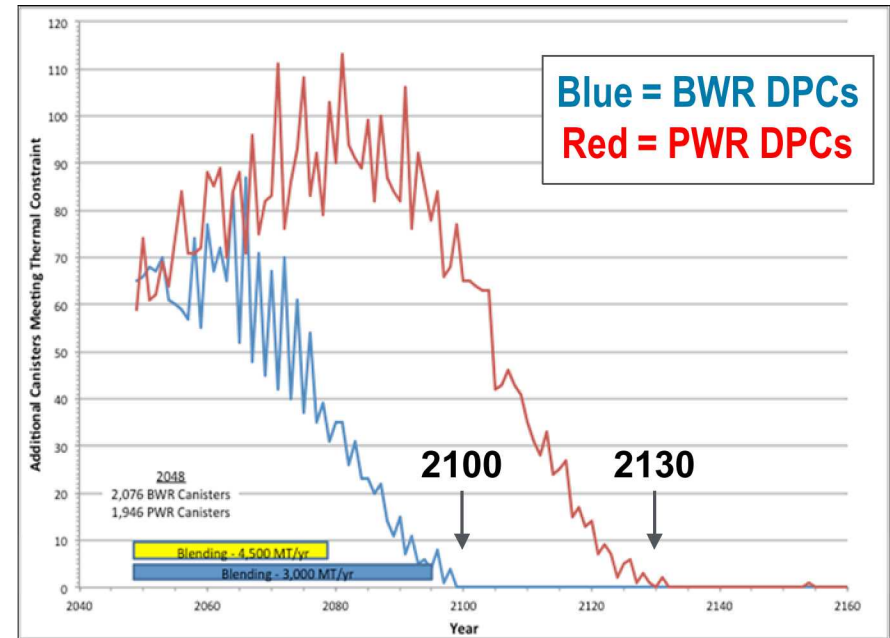
DPC Thermal Power Limits for Transportation vs. Disposal

- Typical disposal power limits:
 - Yucca Mountain License Application: ≤ 18 kW/package at emplacement; ≤ 11.8 kW/package at closure
 - Emplacement power limits of 10 kW/package or less, for generic disposal concepts in various media
- Conclusions:
 - 1) Thermal power limits for storage and transport are greater than limits for disposal, and
 - 2) Thermal aging (or ventilation in situ) will be needed for DPC direct disposal, with duration depending on EBS and host rock temperature limits

Projections of All DPCs to be Loaded Cooling: to Meet Disposal Thermal Power Limits



Number of DPCs that cool to **4 kW** each year (argillite or crystalline disposal concepts with clay-based buffer/backfill).



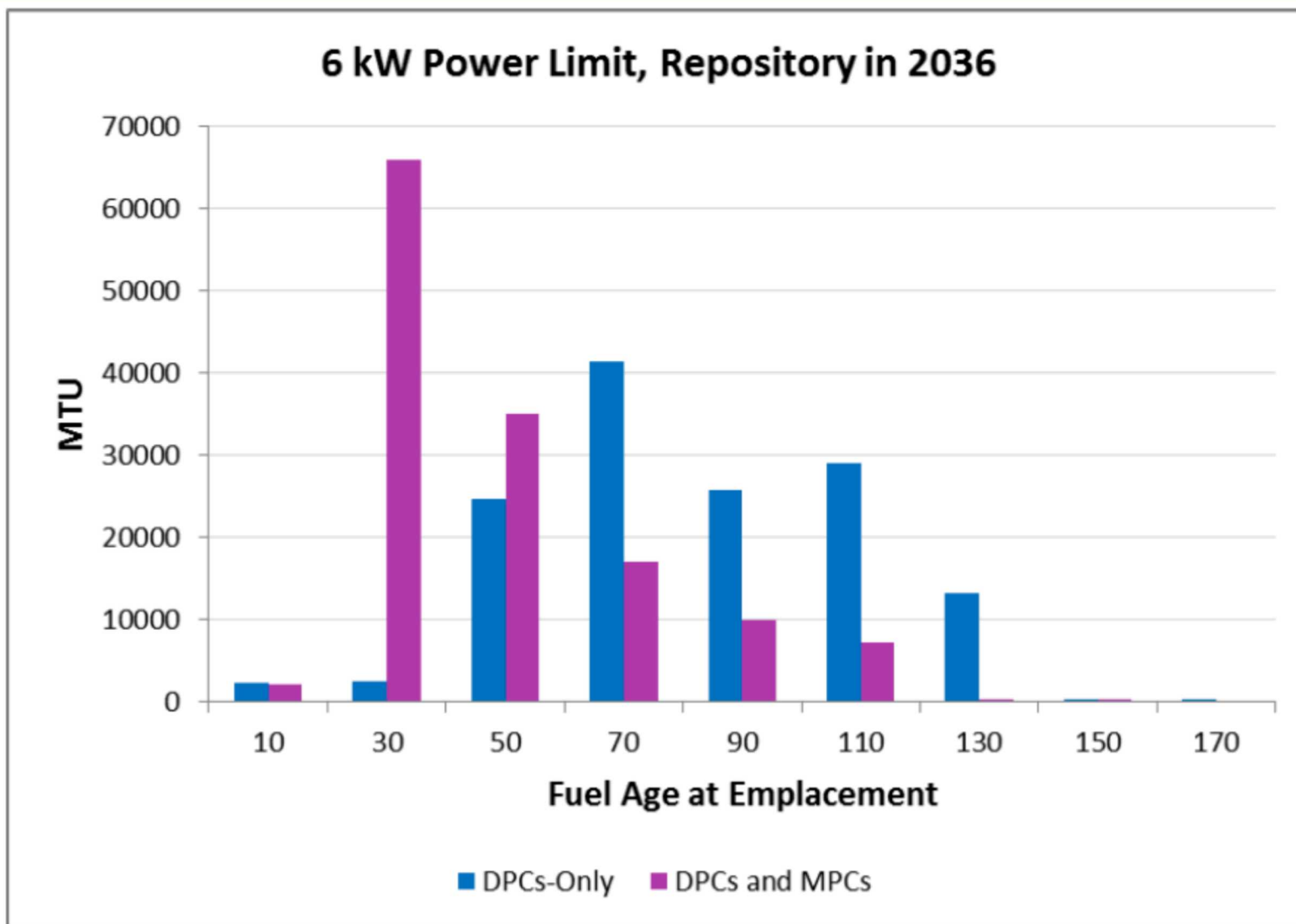
Number of DPCs that cool to **10 kW** each year (salt, unsaturated hard rock disposal concepts).

Fuel Age Out-of-Reactor at Disposal

Fuel age at emplacement is potentially important if constraints on canister or fuel condition are related to aging time.

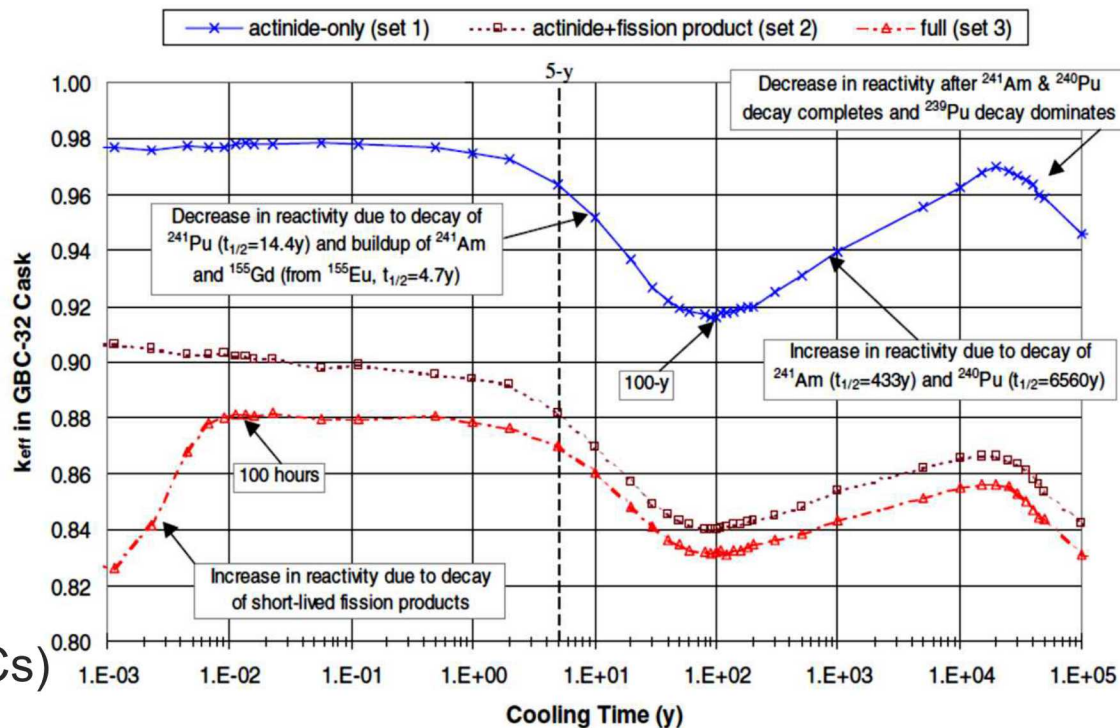
- Minimum fuel age at emplacement is obtained by re-packaging all DPCs into smaller canisters (e.g., 4-PWR), thus decreasing thermal aging time.
- For a future transition from DPCs to smaller canisters, without re-packaging the DPCs, fuel age at emplacement is comparable to repackaging if the emplacement power limit is high enough (≥ 10 kW).
- To maintain comparable fuel age at emplacement for a lower emplacement power limit (6 kW) two changes would be needed:
 - Transition to smaller canisters, and
 - Early repository start (e.g., 2048 or sooner).

Fuel Age (out-of-reactor) at Emplacement: Example TSL-CALVIN Projection



Postclosure Nuclear Criticality Control

- **Disposal Environment**
 - Groundwater availability
 - Chloride in groundwater
- **Moderator Exclusion**
 - Overpack integrity
- **Moderator Displacement**
 - Fillers
- **Add Neutron Absorbers**
 - Fillers (e.g., B_4C loaded)
 - Control hardware (future DPCs)
- **Zone Loading**
- **Criticality Analysis Methodology**
 - Burnup credit, as-loaded, stylized degradation cases
 - Peak reactivity occurs at >10,000 years
 - Reactivity margin (many DPCs)



Neutron multiplication factor (k_{eff}) vs. time
 Generic burnup-credit 32-PWR cask
 PWR fuel (4% enriched, 40 GW-d/MT burnup)

Wagner and Parks 2001 (NUREG/CR-6781)

Postclosure Criticality Control Measures (1/2)

- **Alternative: Reactivity Margin**

- Many (not all) DPCs are subcritical in stylized degradation cases.

- **Alternative: Criticality Control Features**

- PWR or BWR fuel assembly disposal control rods (EPRI 2008)
- BWR fuel rechanneling *
- Chevron inserts (patents extant) *
- Zone loading (future DPCs; EPRI 2008)

* Requires corrosion resistant neutron absorber material

- **Alternative: Injectable Fillers**

- Cut off covers over existing DPC vent/drain ports

- **Alternative: High-Performance Disposal Overpack**

- May not be sufficiently reliability for low-probability exclusion of internal criticality

EPRI (Electric Power Research Institute) 2008. *Feasibility of Direct Disposal of Dual-Purpose Canisters: Options for Assuring Criticality Control*. #1016629.

Postclosure Criticality Control Measures (2/2)

■ **Cut DPC Lids Off?**

- Skiving (wet or dry)
- Dry filler tests: steel shot (Cogar 1996); glass beads (Forsberg 1997)
- Particle filling would be done dry (inert gas cover)
- Criticality control hardware installation could be done wet
- Requires re-welding

Cogar, J. 1996. *Waste Package Filler Material Testing Report*. BBA000000-01717-2500-00008 Rev 01. OCRWM.

Forsberg, C.W. 1997. *Description of the Canadian Particulate-Fill Waste Package (WP) System for Spent Nuclear Fuel (SNF) and its Applicability to Light-Water Reactor SNF WPs with Depleted Uranium Dioxide Fill*. ORNL/TM-13502.

Summary (1/3)

Technical feasibility investigations for direct disposal of commercial SNF in DPCs established:

- At least some DPCs are disposable for all of the generic geologic settings evaluated (and excluding postclosure criticality from PA on low probability).
- **Preclosure operational safety:** Benefits are recognized
- **Postclosure waste isolation:** No substantial difference compared to site-specific, purpose-designed, possibly smaller canisters.
- **Engineering challenges:** can be met (including a first-of-a-kind heavy shaft hoist if needed)

Summary (2/3)

- **Postclosure internal criticality:**
 - Unlikely for disposal concepts that don't allow package flooding
 - A fraction of existing DPCs have sufficient reactivity margin to remain subcritical if degraded and flooded
 - There are many types of DPCs (50 or more) with various types of degradation on exposure to ground water, and different fuel characteristics
- **Thermal management:**
 - Disposal power limit of 10 kW allows 98% of projected DPCs to cool by 2130 (6 kW DPCs by 2170, 4 kW BWR DPCs by 2170)
 - Favors disposal concepts with 200°C temperature tolerance (e.g., at package surface) and greater thermal conductivity
 - BWR DPCs cool significantly faster (e.g., 4 kW BWR DPCs cool ~100 yr sooner than PWR DPCs)

Major Recommendations from Technical Feasibility Study

- Information needs analyzed (see SNL 2015)
- Continue to collect as-loaded information on existing DPCs
- Develop burnup credit approach for BWR fuel
- Ensure DPC service lifetime (> 100 yr) needed for thermal aging
- Investigate disposal concepts with higher host-medium thermal conductivity and higher temperature tolerance
- Research injectable fillers for postclosure criticality control in DPCs by moderator displacement
- Perform consequence analysis for criticality event exclusion from, or inclusion in performance assessment

SNL 2015. *Summary of Investigations on Technical Feasibility of Direct Disposal of Dual-Purpose Canisters*.
FCRD-UFD-2015-000129 Rev. 0

Questions?