

# Transforming Internal Web Development at Sandia



*PRESENTED BY*

Cara Corey, Lanny Gilbertson, and Brian Byers

Virtual InterLab 2018 – November 29, 2018



Sandia National Laboratories is a multimission laboratory managed and operated by National Technology & Engineering Solutions of Sandia, LLC, a wholly owned subsidiary of Honeywell International Inc., for the U.S. Department of Energy's National Nuclear Security Administration under contract DE-NA0003525.

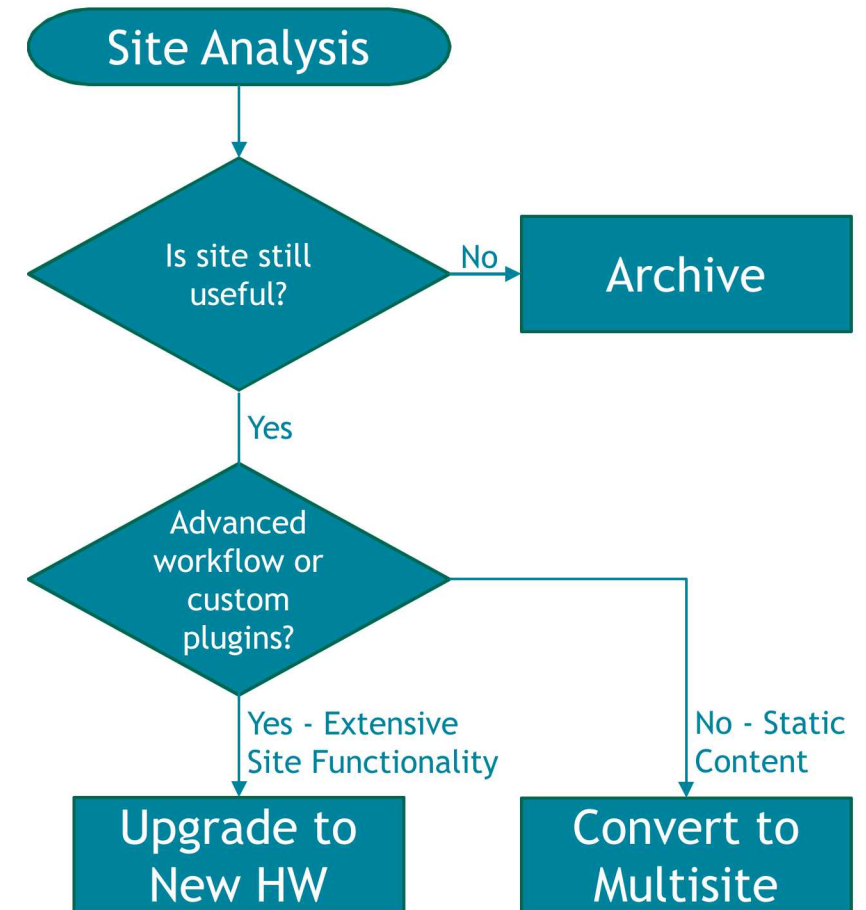
## Background – end of FY17, going into FY18

- **Changing business model** – no more service center (recharge) model
  - All the funding we needed → no need for customers to pay us
  - No customer funding → anticipated huge increase in work requests
  - Huge increase in work → urgent need to prioritize work
- **Taking too long for us to complete projects** – we started from scratch with almost every new project
- **Customers waiting too long** for us to even begin working on their requests – backlog of projects from FY16 still
- **Supporting too many technologies for both websites and web apps** (HTML, WordPress, Drupal, Ruby) – and too shallow in our support resources on all of them
- New corporate emphasis on **efficiency, effectiveness, and simplification**
- **Discouraged, uninspired, frustrated team members** (who were feeling a bit panicky)



## Background – end of FY17, going into FY18 (cont.)

- **Current Web Servers Scheduled For Retirement** – The servers hosting all of our 160+ legacy sites were scheduled to be retired at the end of FY18.
- All of the sites we owned needed some type of action
  - 116 sites - Archived
    - Required lots of communication.
  - 27 sites – Converted (Recreated Using WordPress Multisite)
    - Previous standalone site retired
  - 25 sites - Upgraded to Next Generation Hardware
    - One-off type sites with too much custom functionality to easily support within the Multisite environment.
    - Underlying code was updated and tested on the new servers



## What We Aimed For – Our Goals & Principles

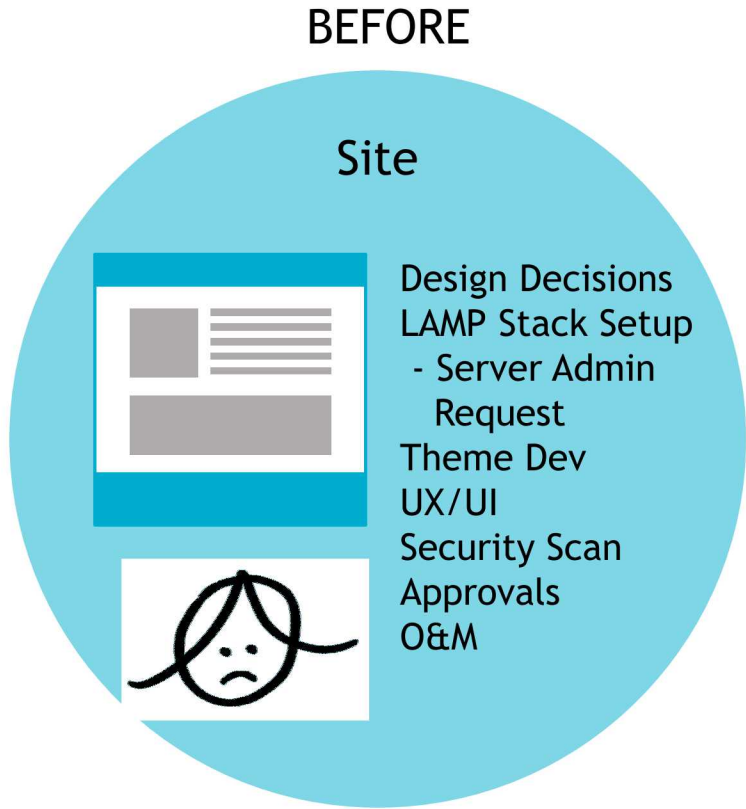


1. **Reduce** the technologies we support
  - WordPress for internal sites (using the Multisite feature)
  - Cascade Server for external sites
2. **Reuse** anything we can
  - Don't start from scratch (over and over)
3. **Automate** anything we can
  - Stop doing the same manual processes over and over
4. Get to **done**
  - Don't let customers or our own need for perfection continually keep us from being finished with a project
5. **Simplify** our business model
  - We do websites, not applications
  - We do development; our customers maintain their own content

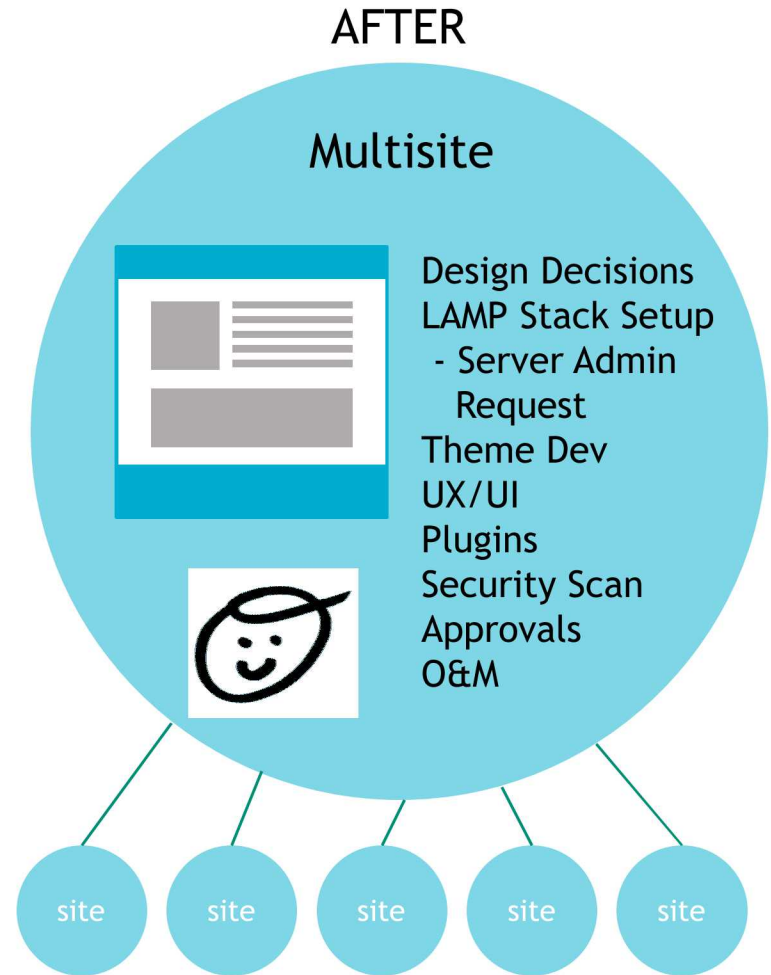
# What We Did Next!



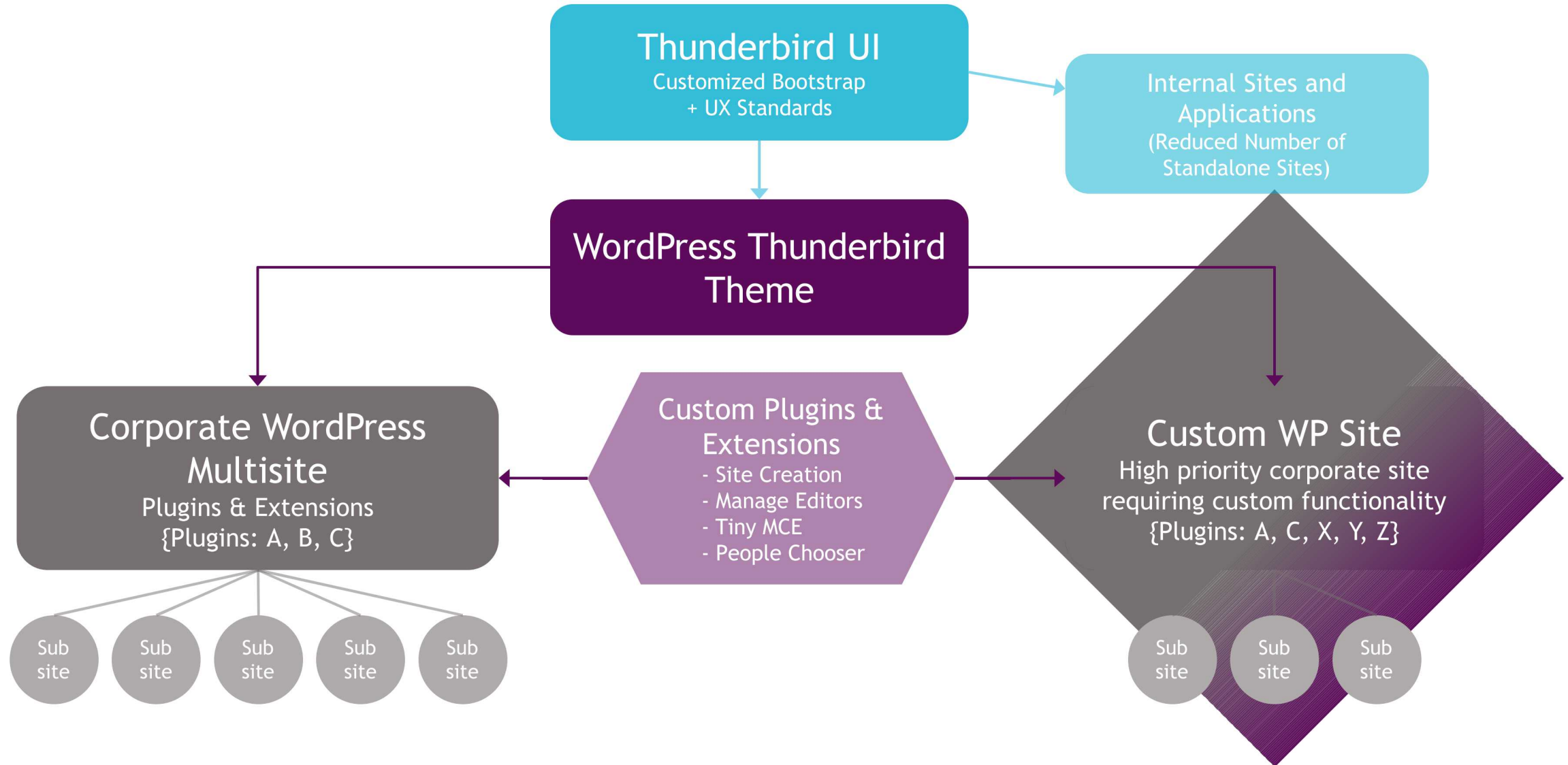
6 | New Approach to Sites



Repeated dozens of times.



Do once and leverage hundreds of times.

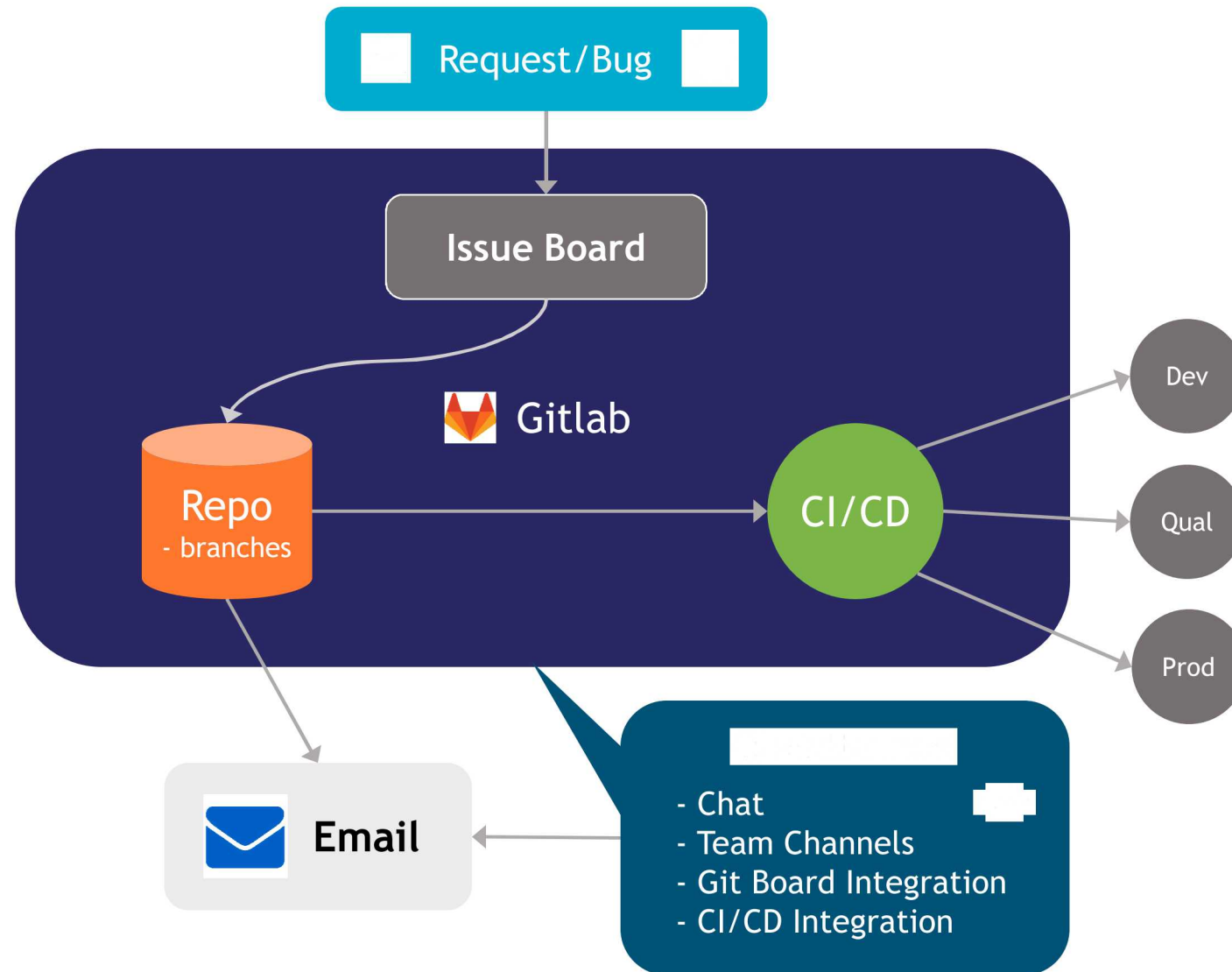




- Development team releases 2 - 3 deployments to production per month
  - Over 20 deployments during last 3 quarters
  - Releases include new functionality, enhancements to existing features, bug fixes, and/or other updates
  - Backlog items prioritized based on number of sites likely to benefit from requested feature
    - Focus on reusable components vs. individual site customizations
- Another team is focused on site migrations and supporting new customers
  - Over two dozen standalone sites recreated in WP-MS environment so old sites could be retired
  - Created training site and in-person lab-based classes
  - Several sites created entirely by line customers without Corporate Web Team help, but many get some type of assistance



## 9 Team Processes & Tools



# Issue Board

GitLab

Projects Groups More

Search or jump to...

New Issue

Title

Add description templates to help your contributors communicate effectively!

Description

Write Preview

Write a comment or drag your files here...

Markdown and quick actions are supported

Attach a file

☐ This issue is confidential and should only be visible to team members with at least Reporter access.

Assignee

Unassigned

Assign to me

Milestone

Milestone

Labels

Labels

Due date

Select due date

Submit issue

Cancel



Milestones Snippets

Issue Boards

Search or jump to...

Add list Add issues

Defined 14

Doing 7

Dev Test 5

Deploy 1

Closed 330

Make this Post Sticky doesn't appear to do anything #139

Change create-site page so site is public by default #404

Show icon next to links #209

Remove Feedback Email Field #428

Videos from Digital Media Site not displaying in Video Widgets via URL #427

Bug: Image top alignment issue #434

BUG: Event images aren't working #376

Bug: Allow iframe based content #381

Security: External CDN referenced in Slimstat Plugin #344

BUG: See All link in the recent posts widget isn't working properly #368

Create custom 404 page for thunderbird theme #439

Setup Continuous Integration for wp-multisite repo. #228

Documentaion and Release Notes Process #443

Manually register existing prod sites with Piwik #286

Bug: multicolumn lack of padding on solid block #385

Complete SDL Documentation #41

BUG: Can't add editor to site #436

Bug: Wonky spacing #444

Bug: Sidebar visibility options don't work on Post summary pages #120

Add shortcode reference page to training site #268

Forms - Automate Email Notifications to Managers for Approvals #435

Documentation: Photo Galleries #448

Feature: Add print styles to pages with images #425

Apply styling to Gravity Form fields #338

Wrap shortcodes in buttons #349

Bug: Accordion Intro content area gets overrun if contains aligned content #430

Add ability to view larger image (Lightbox) #346

Add a photo gallery #298

Add Metagroup capability to Site Creation Form #370

Latest Created site was not showing up on qual success page after creating site #364

Investigate & Test Corporate Pwikk Instance #230

Bug: Left nav more than three levels deep #294

Bug: Home Icon Missing on MBE site #392

Bug: fix leftnav parent item style #360

BUG: Calendar event images don't display on frontend #366

dynamic width for main content area 2 #4287

Acf buttons css overrides #357

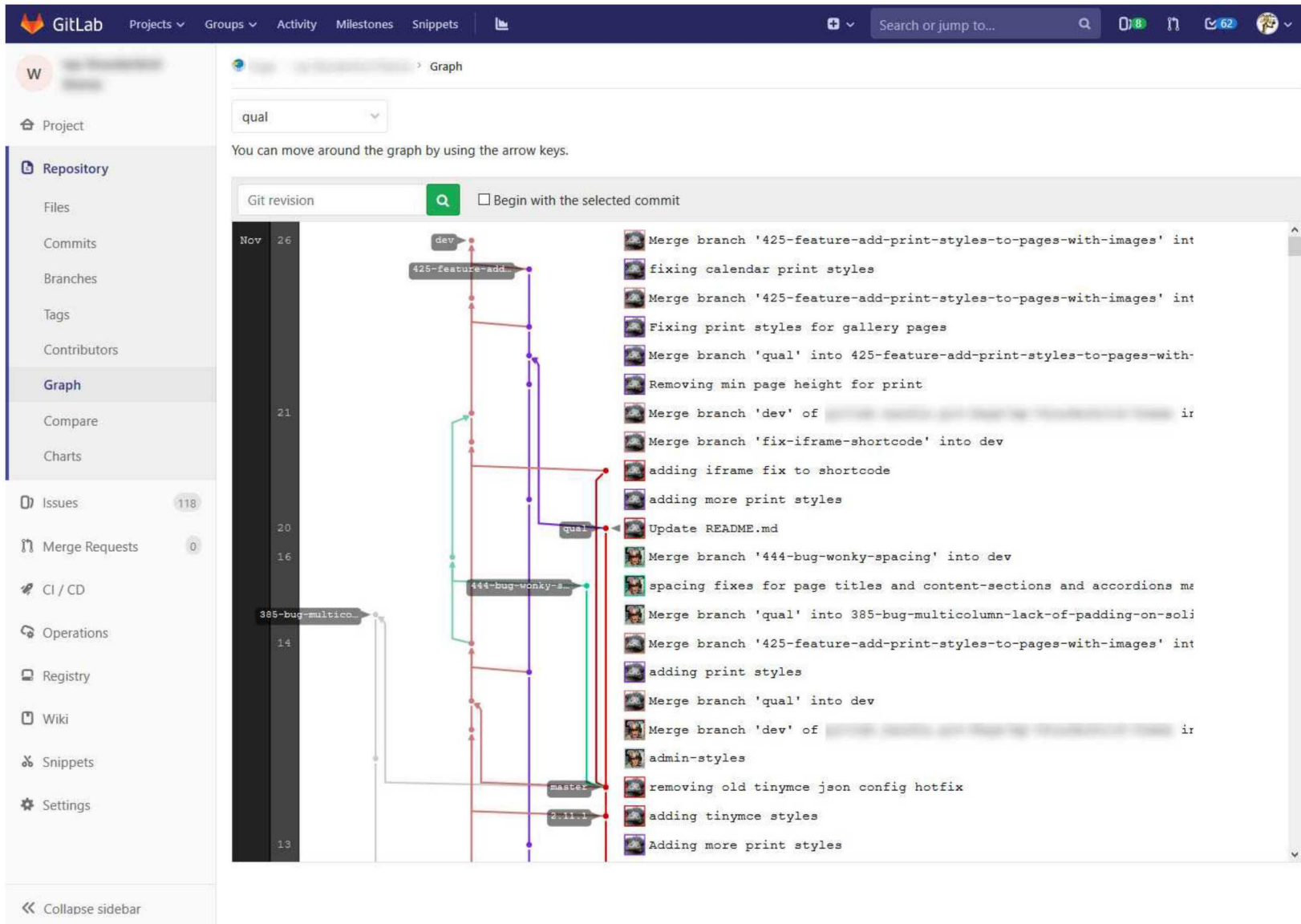
Bug: Long left nav is pushing past footer content #291

Bug: footer menu list item spacing #359

Can't add users to Legal site #375

Bug: Lost separation between posts on the

# Code Repository & Version Management



Code merges into specified branches trigger continuous deployment tasks to various dev/qual/prod server environments.

The screenshot displays the Mattermost web interface. On the left is a sidebar with a blue header 'Dept 10731' and a menu icon. Below the header are sections for 'PUBLIC CHANNELS', 'PRIVATE CHANNELS', and 'DIRECT MESSAGES'. The 'PUBLIC CHANNELS' section includes channels like 'CWDDS ITSM Dispatche...', 'ESH', 'FY18 Planning', 'HR [BOT]', 'HR 4Hum0nz', 'Multisite', and 'Multisite [BOT]'. The 'PRIVATE CHANNELS' section includes 'Gitlab Test Group'. The 'DIRECT MESSAGES' section shows several individual user messages. At the bottom of the sidebar is a 'Switch Channels - CTRL+K' button.

The main area shows the 'Multisite [BOT]' channel. At the top, there's a header with the channel name, a description 'Add a channel description', and a search bar. Below the header, there are several messages from the 'Multisite Bot'. The first message is a push notification: 'pushed to branch 425-feature-add-print-styles-to-pages-with-images of [repository] (Compare changes)'. The second message is another push notification: 'pushed to branch dev of [repository] (Compare changes)'. The third message is an issue update: 'Issue opened by [user]'. The fourth message is a comment on issue #425: 'commented on issue #425 in [repository] Feature: Add print styles to pages with images'. The messages contain details about code changes, merges, and issue descriptions.

Each major project has 1 - 2 Mattermost channels.

- One channel used for general team chat
- The second channel shows autogenerated messages from:
  - Issue Updates
  - Code Check-ins

INSIDE

SMM

Policies

Orgs

News

Working with WordPress

Resources

Showcase

Updates

Search

Corporate Web Design & Development (CWDD) - WordPress Multisite

Create a Subsite

Site Address \*

Only lowercase letters (a-z), hyphens and numbers are allowed.

.gov/

Site Title \*

This shows up in the top banner of your page and is easily changed later.

Site Owner \*

The Site Owner will be able to edit the site, receive feedback from users, and have access to advanced analytics.

Start typing a name, userid, or org number

Editor(s)

Editors are able to update site content and are easily changed later. The Site Owner automatically has Editor permissions.

Start typing a name, userid, or org number

Feedback

Alternate Contacts

Your Wordpress site is automatically configured to integrate with analytics provided by the User Experience (UX) department at . Basic analytics for your site will be provided to all Editors within Wordpress, but Editors are not automatically able to access the advanced analytics provided at the UX site. These contacts will be able to access the UX site, but are not able to edit your site content so you may want to list selected people in both fields. These users can be changed later at the UX site.

Start typing a name, userid, or org number

Metagroups for Feedback

Include any metagroups you'd like to use for UX Feedback on your site here (use commas to separate if more than 1). Your metagroup will need to have distribution list enabled to allow emails. Entity accounts can be added to your existing metagroup and will then receive feedback emails generated by your site.

Create Site

WordPress Multisite

WordPress Home

Working with  
WordPress

Additional  
Resources

Built with Sandia's WordPress Multisite

For technical assistance:

Top

INSIDE

SMM

Policies

Orgs

News

Working with WordPress

Resources

Showcase

Updates

Search

Corporate Web Design & Development (CWDD) - WordPress Multisite

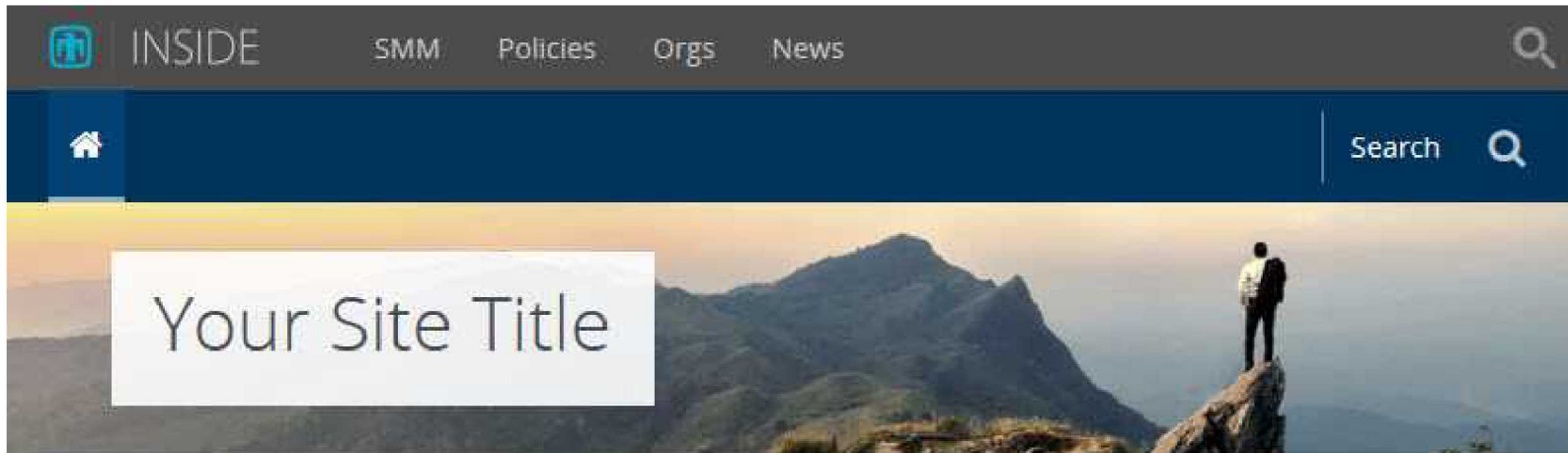
Site Created

Success! Your site has been created and is located here:

Your site has been automatically configured with Piwik Analytics, you will see these on the dashboard of your site.

If you would like additional information about analytics and to obtain your Piwik username and password please visit and click on Visit Your UX Service Dashboard.





## Getting Started

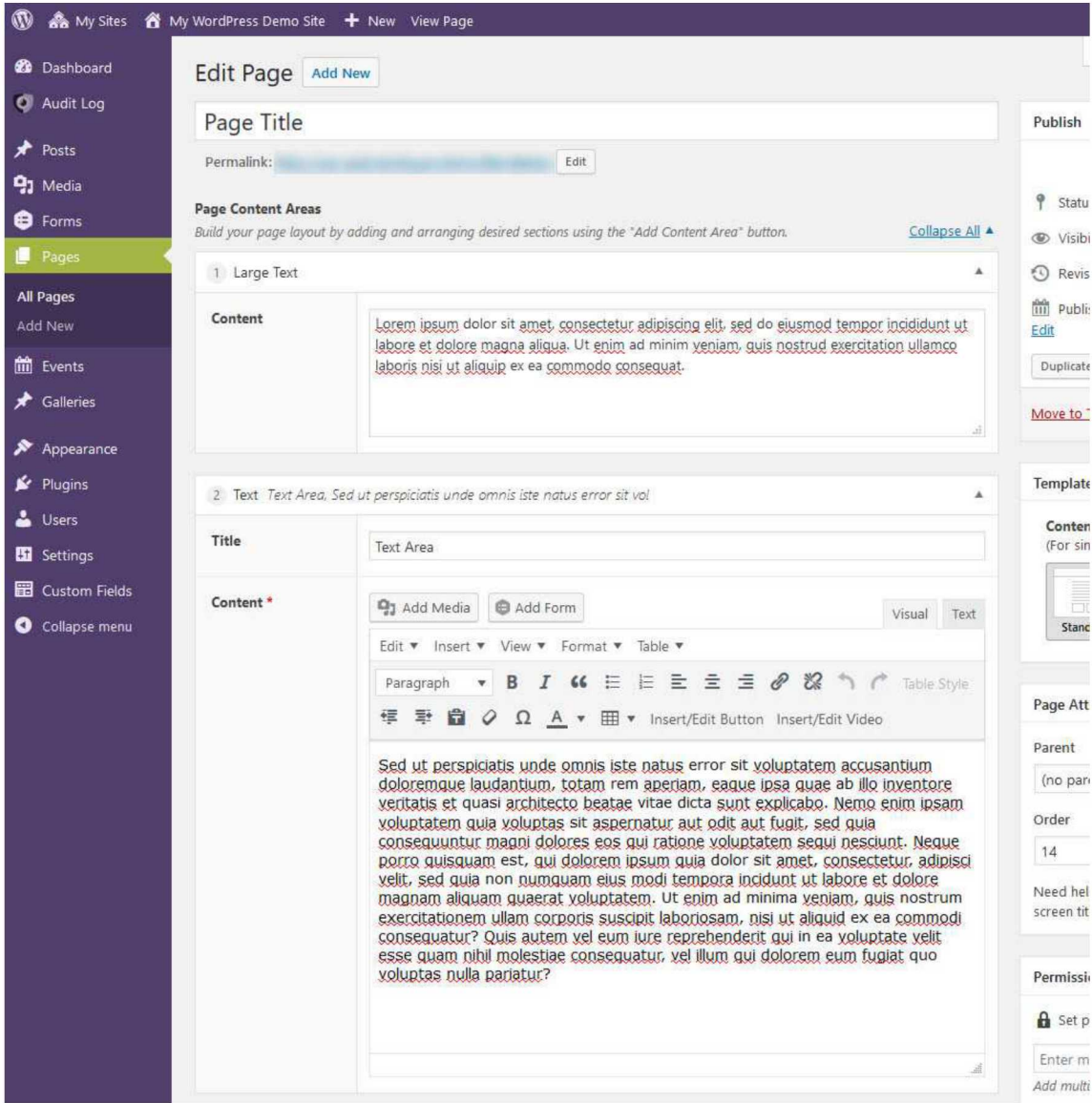
We hope you enjoy your new site! Help and training documentation is located at [\[redacted\]](#). If you're having trouble, please work with the staff in Corporate Web Design & Development ([\[redacted\]](#)) to help you move forward or send an email to [\[redacted\]@sandia.gov](#) which will automatically create a support ticket in ITSM assigned to our team.

Feedback

# Adding Content

The screenshot displays the WordPress 'Add New Page' interface. On the left is a dark purple sidebar with navigation links: Dashboard, Audit Log, Posts, Media, Forms, Pages (highlighted), All Pages, Add New, Events, Galleries, Appearance, Plugins, Users, Settings, Custom Fields, and Collapse menu. The main content area is titled 'Add New Page' and features a text input field 'Enter title here'. Below this is a section 'Page Content Areas' with a dashed box and the instruction: 'Build your page layout by adding and arranging desired sections using the "Add Content Area" button. Click the "Add Content Area" button below to start creating your layout'. A green button labeled '+ Add Content Area' is shown with a mouse cursor clicking it, which has opened a dark dropdown menu. The menu contains the following options: Text, Large Text, Multicolumn, Accordion, Tabs, Gallery Chooser, and People. To the right of the main content area are three panels: 'Publish' (with 'Save Draft', 'Preview', 'Status: Draft Edit', 'Visibility: Public Edit', 'Publish immediately Edit', and a 'Publish' button), 'Template Options' (with 'Content Width' set to 'Standard' and 'Full-width' options), and 'Page Attributes' (with 'Parent' set to '(no parent)' and 'Order' set to '0'). The top of the interface shows 'My Sites', 'My WordPress Demo Site', a '+ New' button, and a 'Welcome' message.

# Adding Content – Text & Rich Text



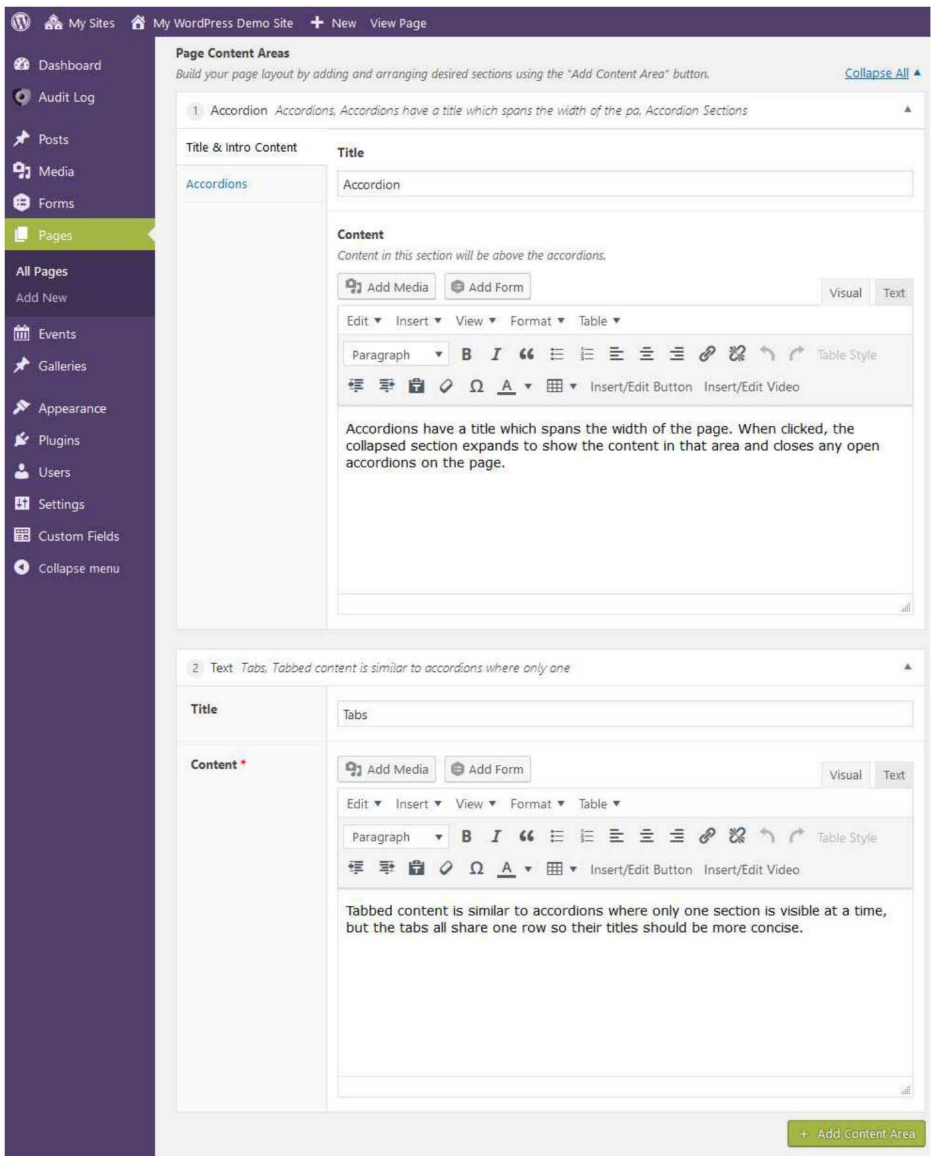
## Page Title

Lorem ipsum dolor sit amet, consectetur adipiscing elit, sed do eiusmod tempor incididunt ut labore et dolore magna aliqua. Ut enim ad minim veniam, quis nostrud exercitation ullamco laboris nisi ut aliquip ex ea commodo consequat.

## Text Area

Sed ut perspiciatis unde omnis iste natus error sit voluptatem accusantium doloremque laudantium, totam rem aperiam, eaque ipsa quae ab illo inventore veritatis et quasi architecto beatae vitae dicta sunt explicabo. Nemo enim ipsam voluptatem quia voluptas sit aspernatur aut odit aut fugit, sed quia consequuntur magni dolores eos qui ratione voluptatem sequi nesciunt. Neque porro quisquam est, qui dolorem ipsum quia dolor sit amet, consectetur, adipisci velit, sed quia non numquam eius modi tempora incidunt ut labore et dolore magnam aliquam quaerat voluptatem. Ut enim ad minima veniam, quis nostrum exercitationem ullam corporis suscipit laboriosam, nisi ut aliquid ex ea commodi consequatur? Quis autem vel eum iure reprehenderit qui in ea voluptate velit esse quam nihil molestiae consequatur, vel illum qui dolorem eum fugiat quo voluptas nulla pariatur?

# Adding Content – Tabs & Accordions



## Accordion Area

Accordion A

Accordion B

Accordion C

## Tab Area

Tab 1 Tab 2 Tab 3



# Adding Content – Multicolumn Text

**Page Content Areas**  
Build your page layout by adding and arranging desired sections using the "Add Content Area" button. [Collapse All](#) ▲

1 Multicolumn ▲

**Options**

**Title & Intro Content**

**Column 1**

**Column 2**

**Number of Columns \***  
☒ 2 ☐ 3 ☐ 4

**Background Format**

**Style**  
☒ Solid Block ☐ Spaced Columns

**Color**  
For color reference, see: [UX Color Standards](#)  
snl-medium-blue

**Color Shade**  
600 Sample Text

**Invert Font Color**  
☒ Invert font color (recommended for darker backgrounds)

+ Add Content Area



## The Page Title

**A Multicolumn Title**  
Some intro content above the multicolumn area....

**Column 1 Content**  
Lorem ipsum dolor sit amet, consectetur adipiscing elit, sed do eiusmod tempor incididunt ut labore et dolore magna aliqua. Ut enim ad minim veniam, quis nostrud exercitation ullamco laboris nisi ut aliquip ex ea commodo consequat.

**Column 2 Content**  
Duis aute irure dolor in reprehenderit in voluptate velit esse cillum dolore eu fugiat nulla pariatur. Excepteur sint occaecat cupidatat non proident, sunt in culpa qui officia deserunt mollit anim id est laborum.



*Same content with different configuration settings.*

## The Page Title

### A Multicolumn Title

Some intro content above the multicolumn area....

#### Column 1 Content

Lorem ipsum dolor sit amet, consectetur adipiscing elit, sed do eiusmod tempor incididunt ut labore et dolore magna aliqua. Ut enim ad minim veniam, quis nostrud exercitation ullamco laboris nisi ut aliquip ex ea commodo consequat.

#### Column 2 Content

Duis aute irure dolor in reprehenderit in voluptate velit esse cillum dolore eu fugiat nulla pariatur. Excepteur sint occaecat cupidatat non proident, sunt in culpa qui officia deserunt mollit anim id est laborum.



# 19 Adding Content - People

My Sites

My WordPress Demo Site

New

View Page

Dashboard

Audit Log

Posts

Media

Forms

Pages

All Pages

Add New

Events

Galleries

Appearance

Plugins

Users

Settings

Custom Fields

Collapse menu

The Page Title

Page updated: [view page](#)

Permalink:  [Edit](#)

Page Content Areas





Build your page layout by adding and arranging desired sections using the "Add Content Area" button.

1 People

Title

Our Staff

Staff

	Name *	Email	Title	Phone	Hyperlink	Photo At least 150 X 150 pixels	Display Style
1	Jane Doe	jane@company.com	Senior Manager	555-1234	Select Link	 Custom Photo <a href="#">Change Photo</a>	<input type="radio"/> Normal <input type="radio"/> Featured <input checked="" type="radio"/> Featured Full-Width
2	John Smith	john@company.com	Manager	222-9876	Select Link	 Custom Photo <a href="#">Change Photo</a>	<input type="radio"/> Normal <input checked="" type="radio"/> Featured <input type="radio"/> Featured Full-Width
3	Bill Doe	bill@company.com	Developer	987-6543	Select Link	 Custom Photo <a href="#">Change Photo</a>	<input checked="" type="radio"/> Normal <input type="radio"/> Featured <input type="radio"/> Featured Full-Width
4	Hermione Granger	hermione@company.com	Designer	555-6543	Select Link	 Custom Photo <a href="#">Change Photo</a>	<input checked="" type="radio"/> Normal <input type="radio"/> Featured <input type="radio"/> Featured Full-Width

+ Add Staff

Publish

Preview Changes

Status: Published [Edit](#)

Visibility: Public [Edit](#)

Revisions: 9 [Browse](#)

Published on: Nov 21, 2018 @ 11:02 [Edit](#)

[Duplicate Page](#)

[Move to Trash](#)

[Update](#)

Template Options

Content Width (For single column display)

☒ Standard ☐ Full-width

Page Attributes

Parent (no parent) [v](#)

Order 0

Need help? Use the Help tab above the screen title.

Permissions

Set page restrictions via metagroup:

Enter metagroups that have access.

Add multiple metagroups separated by a comma.



INSIDE

SMM

Policies

Orgs

News

Content Areas

SNL Data Integration

Demo

Analytics

Search Engines


A supertitle

My WordPress Demo Site


A subtitle

The Page Title


Our Staff




Jane Doe  
Senior Manager  
jane@company.com  
555-1234



John Smith  
Manager  
john@company.com  
222-9876

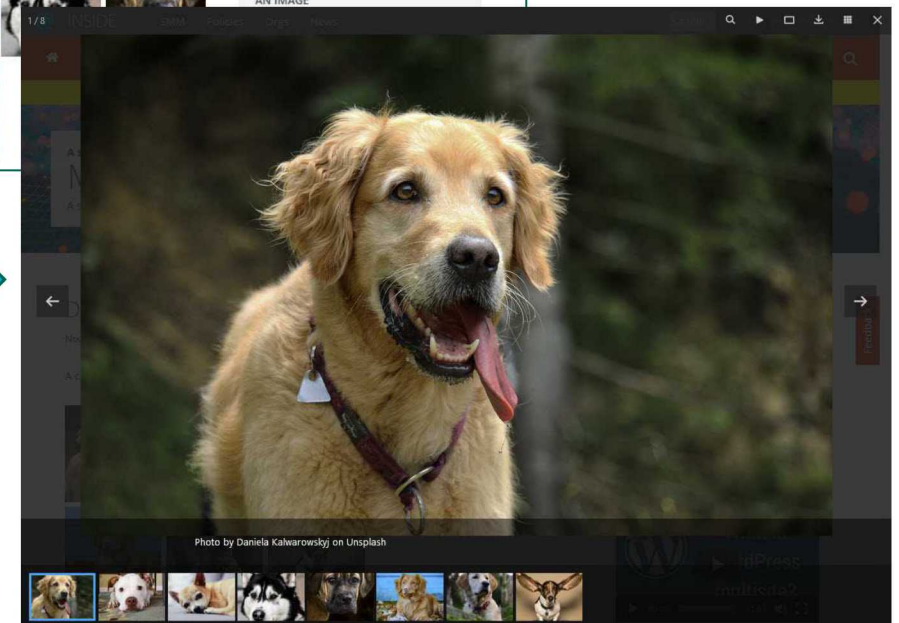
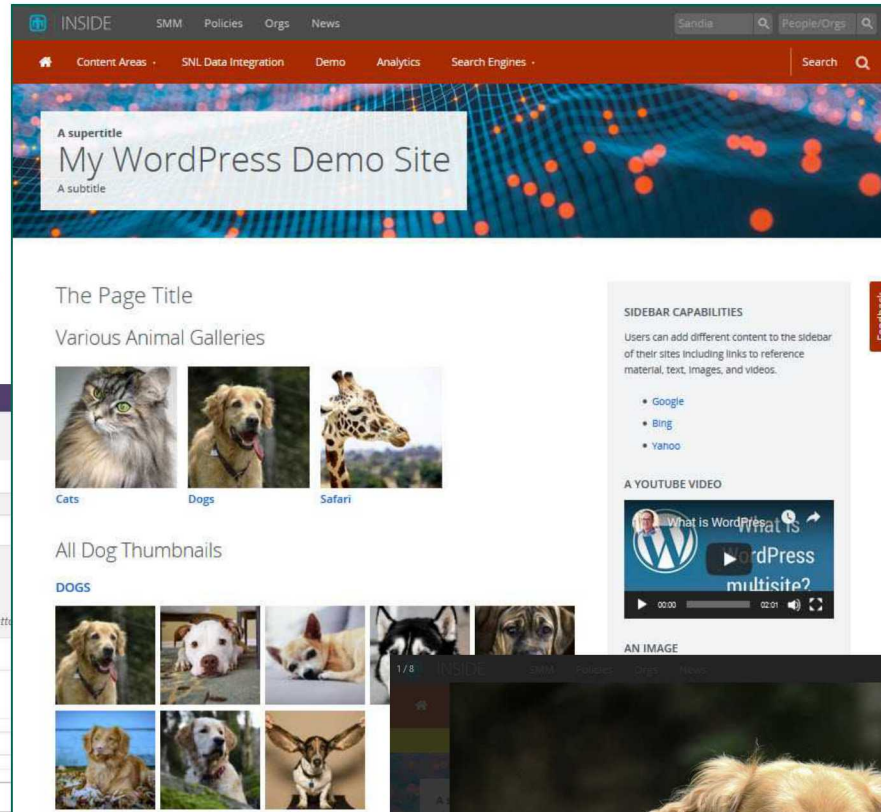
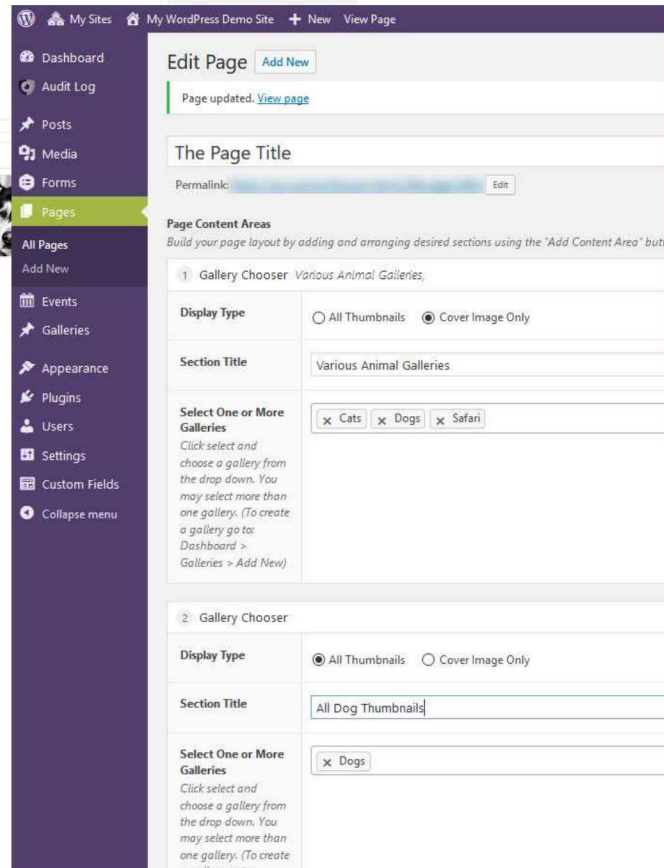
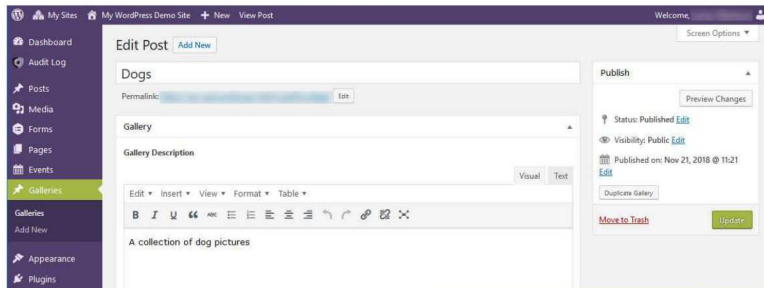


Bill Doe  
Developer  
bill@company.com  
987-6543



Hermione Granger  
Designer  
hermione@company.com  
555-6543

# Adding Content – Photo Gallery



# Adding Content – Forms & Calendars

**Service Request \***

☐ I need a new website  
☒ **My existing website needs an update or has a bug**  
☐ I want to request a teaser  
☐ I need some other type of help

**Website URL \***  
 Address of the page

**Request Description \***  
 Let us know how we can help.

0 of 5000 max characters

**Supporting Files**  
 Submit a screenshot or other documentation which will help us better understand your request.  

Drop files here or

Accepted file types: jpg, jpeg, tiff, png, gif, pdf, txt, rtf, doc, docx, pptx, xlsx, csv, msg, htm, html, zip.

September 2018

Mon	Tue	Wed	Thu	Fri	Sat	Sun
27	28	29	30	31	1	2
3	4	5	6	7	8	9
10	11	12	13	14	15	16
17	18 12AM Test Calendar Event	19	20	21	22	23
24	25	26	27	28	29	30
1	2	3	4	5	6	7

# Adding Content – Widgets in Page and Sidebar

WordPress Dashboard: My Sites | My WordPress Demo Site | + New | Welcome, [User] | Screen Options | Help

## Widgets

To activate a widget drag it to a sidebar or click on it. To deactivate a widget and delete its settings, drag it back.

### Available Widgets

<b>Carousel Widget</b> This is a custom sandia widget.	<b>Categories</b> A list or dropdown of categories.
<b>Custom HTML</b> Arbitrary HTML code.	<b>Form</b> Gravity Forms Widget.
<b>Image</b> Displays an image.	<b>Navigation Menu</b> Add a navigation menu to your sidebar.
<b>Recent Posts</b> Display recent posts from all or select categories, in list or block view.	<b>Text</b> Arbitrary text.
<b>Video</b> Displays a video from the media library or from YouTube, Vimeo, or another provider.	

### Inactive Widgets

None

### Widget Areas

- Sidebar Top**  
Widgets in this region will appear in the upper right sidebar.
  - Video: A YouTube Video
  - Image: An Image
  - Navigation Menu: Navigation Menu
  - Custom HTML: Custom HTML
  - Text: Dynamic Links to Recent Posts
  - Carousel Widget: Carousel Items
  - Recent Posts: Ladder Safety
- Main Content Top**  
Widgets in this region will appear at the top of the main content area (but below the title).
- Main Content Bottom**  
Widgets in this region will appear below the main content area.
- Sidebar Bottom**  
Widgets in this region will appear in the lower right sidebar.
  - Categories: Current Post Categories

### Recent Posts: Ladder Safety

Title: Ladder Safety

☐ List View ☒ Block View

Number of posts to show: 2

Categories:

- ☐ New Category Test
- ☐ Safety
- ☐ Slips Trips & Falls
- ☐ Ergo
- ☐ Electrical Safety
- ☒ Ladder Safety
- ☐ Announcements
- ☐ News
- ☐ Uncategorized

☒ Display post category?

☒ Display excerpt?

☒ Display featured image?

Hide/Show: Hide on checked pages

Post Types

Pages +/-


- ☐ Analytics
- ☐ Content Areas
- ☐ Large Text & Text Sections
- ☐ Multicolumn Content
- ☐ Home

Delete | Done | Saved

### DYNAMIC LINKS TO RECENT POSTS

Users can also display links to the most recent x posts using several different formats. New post categories can be added and used to filter the results.


### CAROUSEL ITEMS



← ● ● ● ● →

### LADDER SAFETY

See All



LADDER SAFETY

#### Ladder safety at home

Lorem ipsum dolor sit amet, consectetur adipiscing elit, sed do eiusmod tempor incididunt ut labore et dolore magna aliqua. Ut enim ad minim veniam, quis nostrud exercitation ullamco laboris nisi ut aliquip ex ea commodo consequat. Duis aute irure dolor...



# Customized Menus

WordPress Admin Interface - Menu Editor

**Menus**

Buttons: Edit Menus, Manage Locations

Text: Edit your menu below, or [create a new menu](#).

**Pages**

Most Recent | View All | Search

- ☐ Welcome to CommCentral
- ☐ Communication Options
  - ☐ Design
  - ☐ Digital and Video
  - ☐ Print
  - ☐ Web
  - ☐ Writing and Editing
  - ☐ Sandia Publications

[Select All](#) | [Add to Menu](#)

**Posts** | **Events** | **Galleries** | **Custom Links** | **Categories**

**Menu Structure**

Drag each item into the order you prefer. Click the arrow on the right of the item to reveal additional configuration options.

Home	Page
Communication Options	Page
Design sub item	Page
Digital and Video sub item	Page
Print sub item	Page
Sandia Publications sub item	Page
Web sub item	Page
Writing and Editing sub item	Page
Public Communications	Page
Find Experts	Page

**Menu Settings**

Auto add pages ☒ Automatically add new top-level pages to this menu

Display location ☒ Header Menu ☒ Side Menu ☒ Footer Menu

[Delete Menu](#) | [Save Menu](#)



INSIDE SMM Policies Orgs News

Communication Options Public Communications Find Experts

**CommCentral**

Communication Options

Design

Digital and Video

Print

Sandia Publications

Web

Writing and Editing

**Design**

Good design conveys processes and bring critical accessible and highly-valued

**Corporate Brand**

Sandia's brand is one of the company's most valuable reputation. Our corporate identity is the face of



# Site Identity

×

Published

<

Customizing Site Identity

Org Number/Supertitle

Site Title

Corp. Web Design & Development Servi

Subtitle

Org Phone

Email for Feedback

@sandia.gov

Metadata Keywords

A comma separated list of key site topics used by the corporate search tool.

web development, web design, web,

Metadata Description

To improve corporate search results, briefly describe your site.

Corporate Web Design and Development Services builds internal and external websites for SNL using WordPress multisite and Cascade Server. We also support the EIMS application.

My Sites Corp. Web Design

INSIDE SM

Request Website Ser

Corp. V Service

Our miss and unif

Corporate We the SRN or on create a Techv

Most SRN bas

- Sites can
- Users ca


# Site Theme Options

×
Publish
⚙️

←
Customizing Theme Options

☒ Display Header Search

**Select Theme Color**  
*This option will change the color of the top nav, buttons, and footer.*  
 Crimson/Light Blue/Warm Grey

**Upload Banner Image**  
*Recommended size: 1920 x 320*  



Remove
Change image


**Show Banner Image For:**  
☒ All Pages (default)  
☐ Home Page Only  
☐ Selected Pages

**Headings Font Scale**  
☒ Larger (default)  
☐ Smaller

INSIDE
 SMM Policies Orgs News
 Sandia
 People/Orgs

About iSolve Get Involved Contact Us Resources
 Search





Curiosity

←
→

About iSolve
Get Involved

iSolve

**MOTTO: iSOLVE**  
 Innovative and Integrated  
 Solutions and Service Providing  
 Opportunities and Options  
 Leading With  
 Vision and Vigor to Achieve  
 Essential and Exceptional Mission Success

Feedback

iSolve

About iSolve

Get Involved  
iSolve Events  
iSolve Programs  
Fueling Innovations  
Hack-a-Thon  
Mission Services

Contact Us  
iSolve Entity Account

Help  
CCHD  
MRSO  
ES&H  
SIMP  
Sandia 311 (OOPS)

Built with Sandia's [WordPress Multisite](#)

For technical assistance:

↑ Top

# Site Theme Options

×
Publish
⚙️

←
Customizing Theme Options

☒ Display Header Search

Select Theme Color  
*This option will change the color of the top nav, buttons, and footer.*

Amber

Monochromatic
Black
Warm Grey
Grey
Blue-Grey
Dark Blue (Default)
Medium Blue
Turquoise
Blue
Purple
Lavender
Crimson
Red
Red-Orange
Salmon
Amber
Yellow
Green
Teal
Complimentary
Selected pages

Headings Font Scale
☒ Larger (default)
☐ Smaller

INSIDE
SMM
Policies
Orgs
News
Sandia
People/Orgs

About iSolve
Get Involved
Contact Us
Resources
Search

iSolve

Curiosity

← ● ● ● ● ● ● ● ● ● ● ● ● →

About iSolve

Get Involved

iSolve

MOTTO: iSOLVE

Innovative and Integrated

Solutions and Service Providing

Opportunities and Options

Leading With

Vision and Vigor to Achieve

Essential and Exceptional

Mission Success

Feedback
October 16, 2018 | Published by

iSolve

About iSolve
Get Involved
Contact Us
Help

iSolve Events
iSolve Programs
Fueling Innovations
Hack-a-Thon
Mission Services
iSolve Entity Account
CCHD
MRSO
ES&H
SIMP
Sandia 311 (OOPS)

Built with Sandia's WordPress Multisite

For technical assistance:
Top

# Site Theme Options


×
Publish
⚙️

◀
Customizing Theme Options

☒ Display Header Search

**Select Theme Color**  
*This option will change the color of the top nav, buttons, and footer.*  

Teal/Light-Amber

**Upload Banner Image**  
*Recommended size: 1920 x 320*  


Remove
Change image

**Show Banner Image For:**  
☒ All Pages (default)  
☐ Home Page Only  
☐ Selected Pages

**Headings Font Scale**  
☒ Larger (default)  
☐ Smaller

INSIDE

SMM Policies Orgs News


About iSolve


Get Involved

Contact Us

Resources

Search






Curiosity

◀
●
●
●
●
●
●
▶

About iSolve

Get Involved



**MOTTO: iSOLVE**  
Innovative and Integrated  
Solutions and Service Providing  
Opportunities and Options  
Leading With  
Vision and Vigor to Achieve  
Essential and Exceptional Mission Success

Feedback

October 16, 2018 | Published by

About iSolve

Get Involved

Contact Us

Help

iSolve Events  
iSolve Programs  
Fueling Innovations  
Hack-a-Thon  
Mission Services

iSolve Entity Account  
CCHD  
MRSO  
ES&H  
SIMP  
Sandia 311 (OOPS)

Built with Sandia's [WordPress Multisite](#)

▲ Top



The image displays three overlapping screenshots of Sandia National Laboratories' internal web portals, all featuring a consistent header with the 'INSIDE' logo and navigation links for SMM, Policies, Orgs, and News. Search bars for 'Sandia' and 'People/Orgs' are also present.

**Left Screenshot: Corp. Web Design & Development Services**  
 The header includes 'Request Website Services' and 'Request a Teaser'. The main content states: 'Our mission is to provide uniform web presence to...'. It describes the 'Corporate Web Design & Development Services' as being used for SRN or on the external Sandia.gov site. A list of bullet points follows: 'Most SRN based sites we now create are built by...' and '• Sites can be built faster and more cost-effective...'. At the bottom, there are two buttons: 'Request Website Services' and 'Request a Teaser'.

**Middle Screenshot: CommCentral**  
 The header includes 'Communication Options', 'Public Communications', and 'Find Experts'. The main content features a 'Welcome' message: 'Welcome to Communications Central—or CommCentral for short—a Sandia resource...'. It describes the site as the central source for Sandia communications. Below this, it says: 'Browse through section in the above menu bar to learn more about each area, or get the "Where do I start?" panel just below. You can also explore Sandia's corporate communication portal...'. A blue box with the text 'Need Help Getting Started?' contains an icon of two people and the text: 'Collaborate with Sandia's expert communications groups—professional services and Sandia resources to help you communicate effectively. Go to [Find Experts](#).' The bottom of the screenshot shows the text 'Corporate Procedures'.

**Right Screenshot: CIO and IT Services**  
 The header includes 'Internal Resources'. The main content features a large banner with the text 'CIO and IT Services'. Below this, the section 'Our Purpose' states: 'We facilitate the flow of information that drives Sandia's mission.' Below the text is a video player showing a paused video of industrial storage tanks. The video player controls show 'Paused' and '0:24 / 2:54'. To the right of the video player, there is a 'Feedback' button and a 'WHAT'S NEW' section. The 'WHAT'S NEW' section includes a link to '10/23/18 All-Hands Meeting: [redacted] and the Center [redacted] senior managers hosted a center-wide all-hands on Oct. 22. Watch the presentations and the Q&A.' Below this is a section titled 'The ExITS Process: Due to recent policy changes, Sandians can now use external IT services provided they seek approval through External IT Services (ExITS). Read more.' At the bottom, there is a 'KEY SERVICES' section with two links: 'Service Catalog: My IT Portal' and 'Corporate Computing Help Desk (CCHD)'.





## What is WordPress?

WordPress is an open source website creation tool which powers 29% of the web including some of the largest news sites in the world.

A custom WordPress theme has been developed for use at Sandia to allow you to quickly build a responsive (i.e., works on phones, tablets, and desktops) website which incorporates SNL's web standards without having to hire a developer or learn HTML.

## Is WordPress for You?

WordPress is a good option if you're looking to deliver information to a large population on the SRN. If you have a lot of documents to manage or want team collaboration tools then other content management options are a better choice.

	WordPress	SharePoint	Confluence
Information Delivery	X	X	X

### REQUEST A NEW SITE

Submitting the [WordPress Site Creation Form](#) will create a new site ready for use. If you want a site just for training or testing purposes, please use our [quality](#) environment instead of production.

### REPORT A PROBLEM OR GET HELP

To create a support ticket, please send an email including your URL (website address) and a description of your issue to [help@sandia.gov](mailto:help@sandia.gov).

### SIGN UP FOR OUR WORKSHOP!

If you prefer guided instruction

Feedback

INSIDE

SMM Policies Orgs News

Sandia

People/Orgs

Working with WordPress

Resources

Showcase

Updates

Search

Corporate Web Design & Development (CWDD) -

WordPress Multisite

Working with WordPress

Dashboard

Posts vs. Pages

Post Categories

Create a New Page

Manage Content

Add Buttons

Add Images

Add Staff

Add Tabs

Accordions

Large Text

Media

Multicolumns

Appearance

Create a New Menu

Working with WordPress

Introduction

WordPress Diagram / Map

REQUEST A NEW SITE

Submitting the WordPress Site Creation Form will create a new site ready for use. If you want a site just for training or testing purposes, please use our quality environment instead of production.

REPORT A PROBLEM OR GET HELP

To create a support ticket, please send an email including your URL (website address) and a description of your issue to @sandia.gov.

SIGN UP FOR OUR WORKSHOP!

Feedback

WordPress is a popular open source web publishing platform that allows you to take control over the way your content looks and feels.

Here at Sandia, we have built a custom WordPress application that allows you to publish your content for the internal audience on the SRN which is standards-compliant.

The following pages in this section will guide you step-by-step through the publishing process within WordPress Multisite.

The following diagram shows the various content areas and sections available on your website, that you'll encounter when you work on your website. Hover or click to learn more.

Admin Bar

Main Menu

Banner Image

Sidebar Widgets

Global Header

WordPress Demo Site



## Category: Customer Site Deployment

Division, center, organizational, and internal service oriented sites are all under active development and starting to realize the benefits of this new WordPress technology. The following multisite based sites have recently been deployed to production:

### Government Relations Site Deployed

October 31, 2018 | Published by [redacted]



The new Government Relations WordPress Multisite has been deployed. The Government Relations website was previously hosted on the old info server and has been successfully migrated over to its new home.

[Edit This](#)

### Sandia Life

October 15, 2018 | Published by [redacted]



The Sandia Life has launched. This site was migrated from the old info server into the WordPress Multisite environment.

[Edit This](#)

#### REQUEST A NEW SITE

Submitting the [WordPress Site Creation Form](#) will create a new site ready for use. If you want a site just for training or testing purposes, please use our [quality](#) environment instead of production.

#### REPORT A PROBLEM OR GET HELP

To create a support ticket, please send an email including your URL (website address) and a description of your issue to [\[redacted\]@sandia.gov](#).

#### SIGN UP FOR OUR WORKSHOP!

If you prefer guided instruction in a computer lab setting, [sign up](#) for [redacted] in TEDs.

#### TAKE A TOUR

Feedback





## Category: SNL Multisite Updates

### Release 2.11.1

November 19, 2018 | Published by [redacted]

Updates to the Manage Editors plugin to enhance the role assignment functionality under the Settings -> Manage Editors screen: #410 - Integrate person lookup with the Enterprise Person Service and gracefully handle multiple roles within a site #339 - Update...

[Edit This](#)

### Release 2.11.0

November 13, 2018 | Published by [redacted]

This release includes: #298 - Added new Photo Gallery content area. Editors can now create photo galleries which can be played in slideshow mode and displayed in different ways. #346 - Added Lightbox (full page viewer) for images #430 - ...

[Edit This](#)

Release 2.10.0

#### REQUEST A NEW SITE

Submitting the WordPress [Site Creation Form](#) will create a new site ready for use. If you want a site just for training or testing purposes, please use our [quality](#) environment instead of production.

#### REPORT A PROBLEM OR GET HELP

To create a support ticket, please send an email including your URL (website address) and a description of your issue to [\[redacted\]@sandia.gov](mailto:[redacted]@sandia.gov).

#### SIGN UP FOR OUR WORKSHOP!

If you prefer guided instruction in a computer lab setting, [sign up](#) for [redacted] in TEDs.

### Release 2.11.0

November 13, 2018 | Published by [redacted]

#### This release includes:

- #298 – Added new Photo Gallery content area. Editors can now create photo galleries which can be played in slideshow mode and displayed in different ways.
- #346 – Added Lightbox (full page viewer) for images
- #430 – Fix for Bug: Accordion intro content area gets overrun if it contains aligned content
- #349 – New shortcode options in TinyMCE Insert dropdown (Search, Calendar, Thumbs Rating)

**Categorized in:** [SNL Multisite Updates](#)



## Any Questions?

