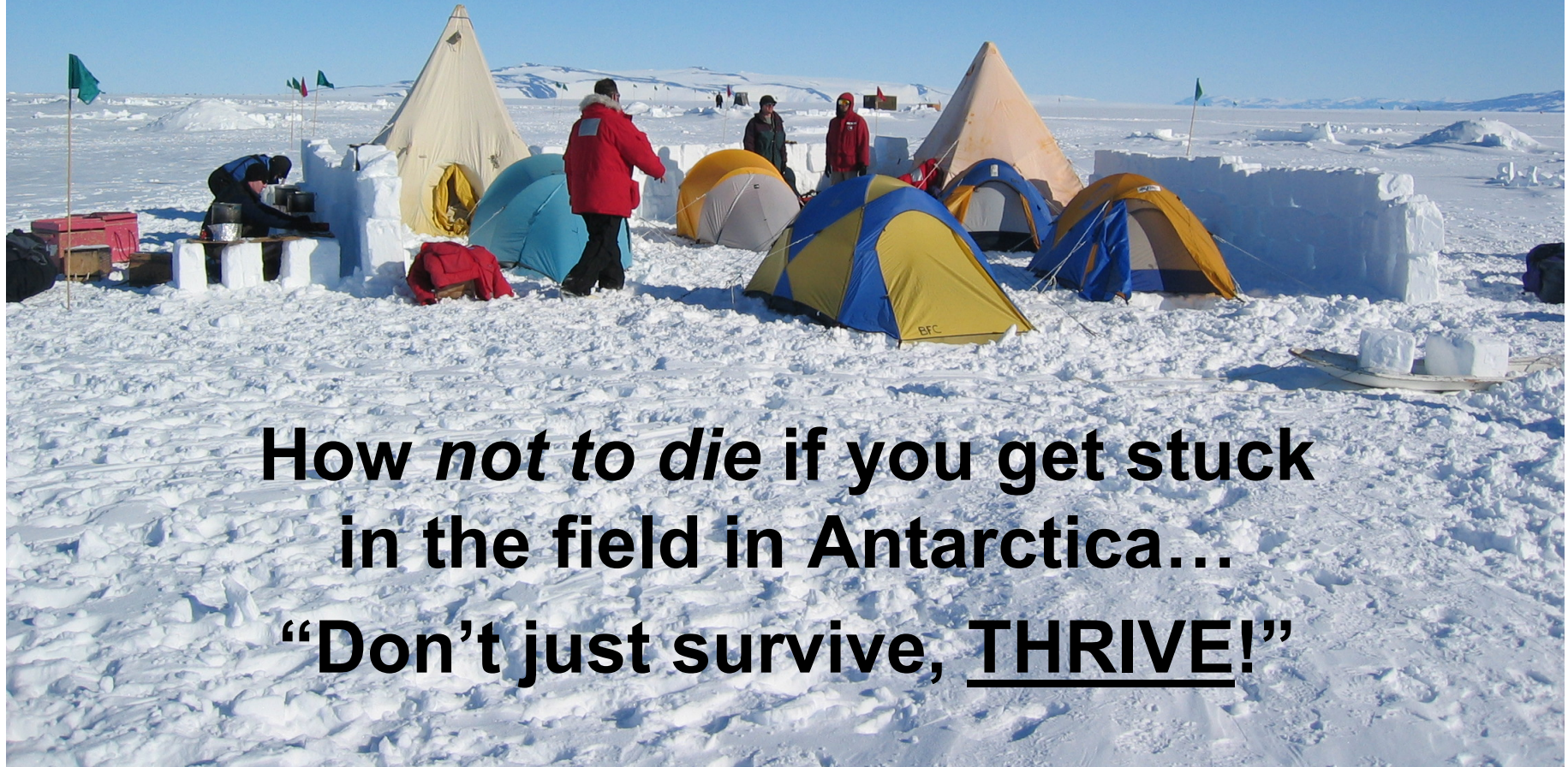


Snowcraft I, or more commonly,


Happy Camper School!!!



**How *not to die* if you get stuck
in the field in Antarctica...**

“Don’t just survive, THRIVE!”

Why?



**Condition 1 Weather,
commonly called a “Herbie”**

- We’re ranging out into the middle of nowhere in the Twin Otter, and well, s...tuff happens.
- Weather can supposedly suck in Antarctica (though that can’t be proven by us, we think it’s a plot to keep people away...)
- Condition 3: weather better than Condition 2
(travel unrestricted, our experience)
- Condition 2: wind 48-55 kts, or
visibility 100 ft - 1/4 mi., or
wind chill -75 F to -100 F
(travel restricted)
- Condition 1: wind > 55 kts, or
visibility < 100 ft, or
wind chill > -100 F
(travel prohibited)

**So we started with some classroom lectures,
obligatory gory videos, etc., then...**



They loaded us all up on a Delta...



and dropped us off in the middle of
nowhere. (Are we lucky on the
weather or what?!!!)



Then we walked for a mile or so to another classroom (cool place for one, eh?), ...

that's Canadian...



then drew our survival gear before walking another mile out to learn the important things, like ...



ate lunch, and got more lectures on flag colors, radios, stoves, etc., ...

White Island

Mina Bluff
(out of the picture)

Black Island
(out of the picture)

**Rule # 1 - If White Island, Mina Bluff,
and/or Black Island disappear,
THAT'S BAD!**

**(Start digging a hole for yourself, you're about
to put your training to good use...)**




A wide-angle photograph of a snowy, mountainous landscape under a clear blue sky. In the foreground, a crevasse runs diagonally across the snow. Two black flags on wooden poles are planted in the snow to the left of the crevasse. An arrow points from the text 'Tiny Crevasse' to a small crack in the snow further down the slope. The overall scene is bright and clear, with long shadows cast on the snow.

Rule # 2 - Black flags are BAD!

(Crevasse - stay away.)

Tiny Crevasse

Rule # 3 - Where to Go...



How to raise a “Scott” tent, the classic Antarctic abode...

(80 lb, double walled, very tough)

belayer Harry,
the McMurdo doctor
(the only doctor, and he's
with us...)



How to build a “Quincy”...



Pile up everything you have...



Shovel, shovel, shovel, shovel...



Pack it all down...



Walk away and let it set up...



Come back, open a “construction entrance”, and remove all the piled up gear...



Close up the construction entrance, and open the real entrance (4-5 ft below grade)


Apply turtle motif, and ... Done!



Or maybe you're into the skull motif...

Mt. Erebus, active
volcano...
(again, just to set the tone)





How to quarry snow blocks...



**Instructor Ci-Ci,
giving the thumbs up!**

**and build wind walls;
instructor approved!**

How to put up mountaineering tents...



How to put a camp kitchen together and ward away hypothermia with hot food and drink...



**And finally, how big the killer penguins
in Antarctica really are ... BEWARE!**



**So camp is up and the instructors have
left us in the wild to our own devices.
We've eaten dinner, the sun is still up ...
What Now?**



Well there's all kinds of things to do...



Gaze admiringly at a job well done!



Check out the commander's accommodations!



Play with the snow auger!



Crawl into a snow cave!

...things to do...



Take pictures!



Take a walk into absolute nothingness!



Make a snow angel!

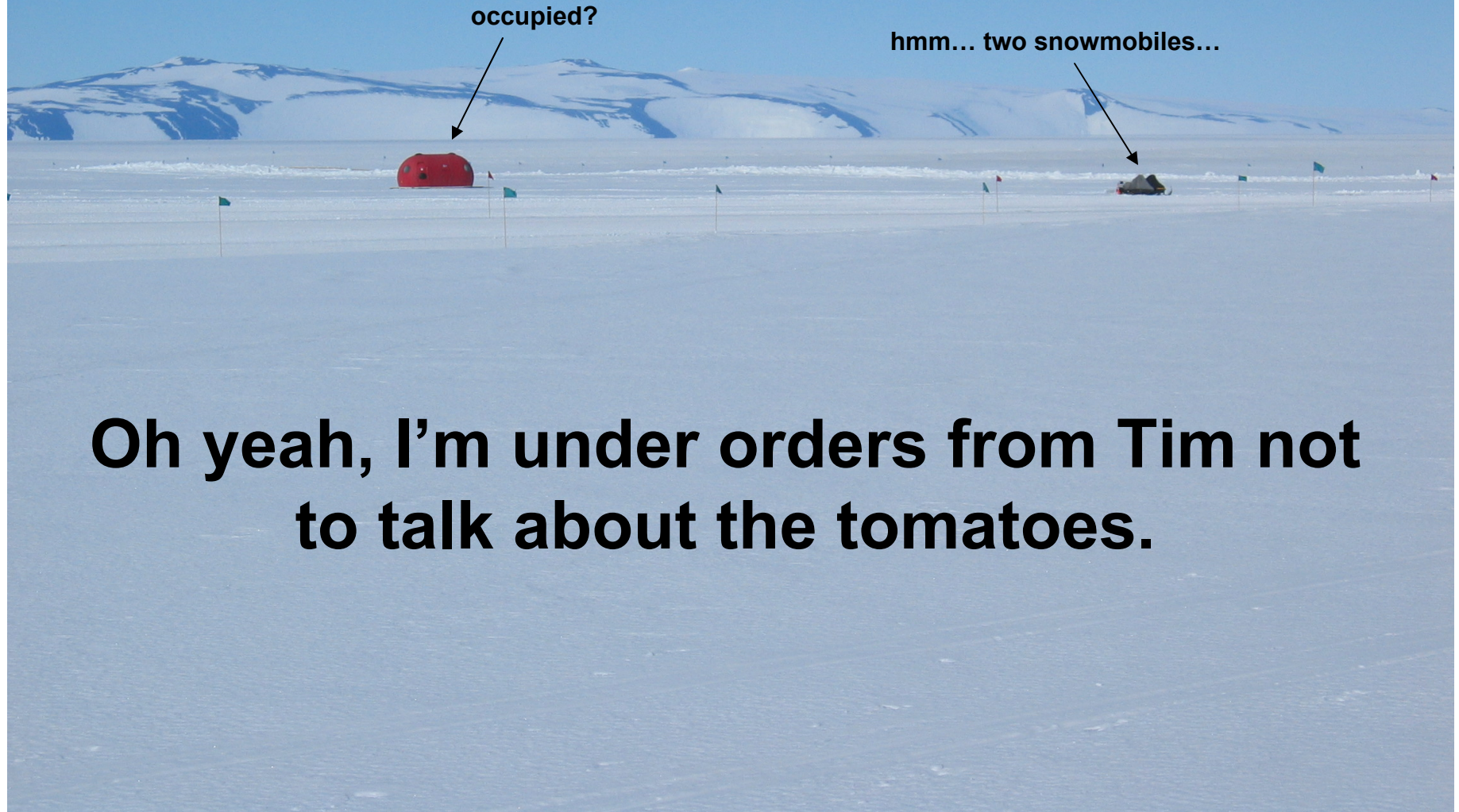


Build an igloo! ... er, sort of ...

Or just write home to Mom and Dad!



And then there are the tomatoes...



occupied?

hmm... two snowmobiles...

Oh yeah, I'm under orders from Tim not to talk about the tomatoes.



**Well, its 10 pm
and time for
engineers to hit
the sack. Man,
these Scott
tents are comfy.
Too bad there's
no room for
Grant...**

**Wait, do you
hear that? What
the heck???**

Did you see that? That helo just dove out of the sun and landed right there. Must be some kind of emergency, or something...



Whew! Glad that was nothing serious. We'll make sure those aluminum cans get recycled properly...



Oh man, what a night. Helicopters buzzing around; noisy kids building igloos at midnight; sun never went down...



Well, at least my eyelids didn't freeze shut!



Morning comes (but its hard to tell the difference).

We're on a schedule. Got to eat and break down camp by 8 am when the instructors come to retrieve us (simulated helicopter pickup) for more classroom training and a couple of field exercises.




Camera batteries are run down to oblivion, not many pictures left.

Werner Herzog filmed the field exercises for a Discovery Channel special later this year.

Jeff Bach had a **starring role** hailing Palmer station on the HF radio (too bad they didn't respond).

Doug was caught on film with a **deer-in-the-headlights** look after being asked for the 10th time... "can you say that again?"

We all had supporting roles in the **buckethead** exercise, easily accommodating the request to look like green-horns...while representing Sandia and the US Gov't in the finest tradition...



**After that, we packed up and headed back to McMurdo.
Happy Camper was the best outdoor school I've ever
been to...**



Just can't believe they pay us to do this!