

Computer Simulation of IAEA Inspections for Strengthened Safeguards

Augmented Computer Exercise for Inspection Training (ACE-IT®)

**George Baldwin, Karl Horak, Deborah Haycraft
Sandia National Laboratories**

SAND2008-XXXXC

April 2008

Sandia is a multiprogram laboratory operated by Sandia Corporation, a Lockheed Martin Company, for the United States Department of Energy under contract DE-AC04-94AL85000.



A computer-based simulation tool, “ACE-IT,” has been applied to IAEA Additional Protocol facility inspections.

- **The tool was originally developed (1994) for “challenge inspection” training under the Chemical Weapons Convention (CWC)**
- **Other treaty applications followed (CTBT, FMCT, AP)**
- **More sophisticated technology for computer simulation has been employed in its recent development**
- **In this presentation, we will**
 - **Describe the essential features of the tool**
 - **Highlight its benefits and limitations**

What is ACE-IT?

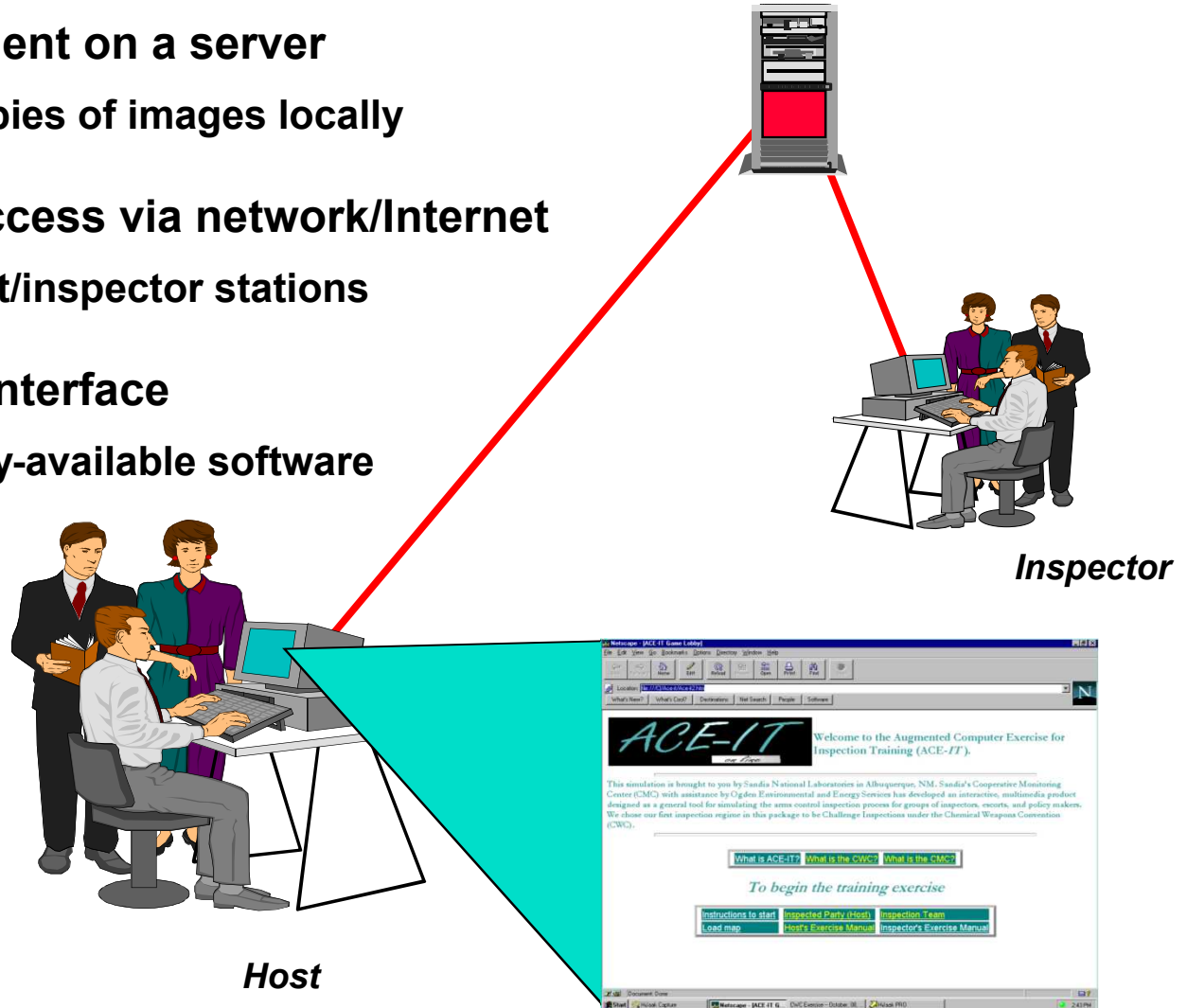
ACE-IT is a computer-based tool for simulating an on-site inspection with managed access.

It consists of:

- Virtual model of a facility: images, maps, data
- Set of inspection roles
- Negotiated interaction between parties
- Scenario: inspection context & goals
- Set of managed access measures
- Sequence of actions
 - movement, requests for information, sampling, shroud lifts
- Integration of inspection-relevant references

How does ACE-IT work?

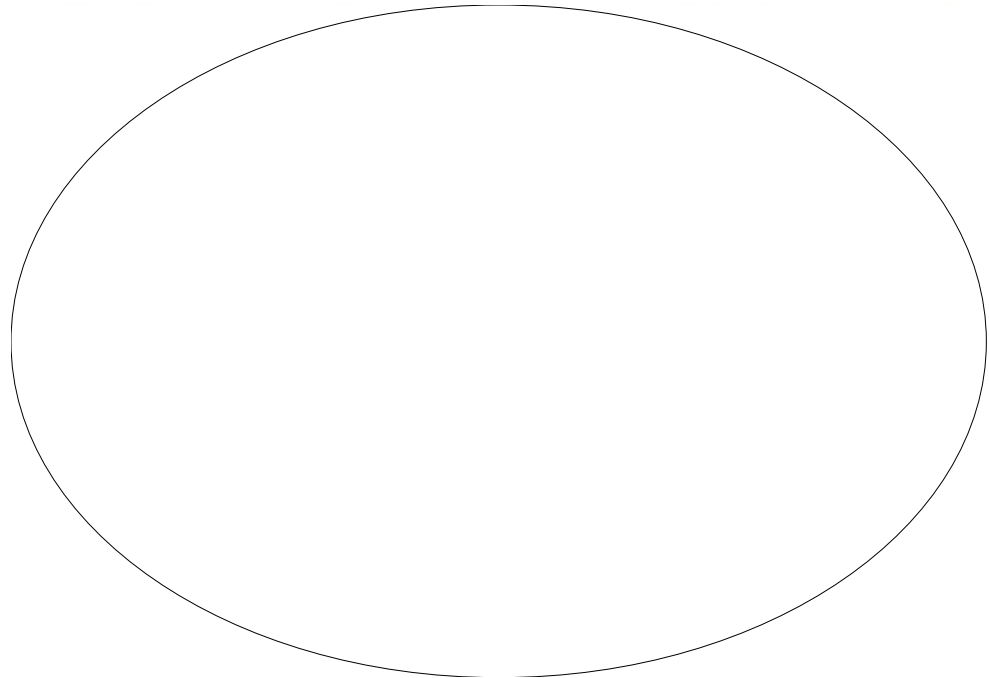
- Database resident on a server
 - can store copies of images locally
- Workstation access via network/Internet
 - separate host/inspector stations
- Web-browser interface
 - Commercially-available software



How does ACE-IT model a facility?

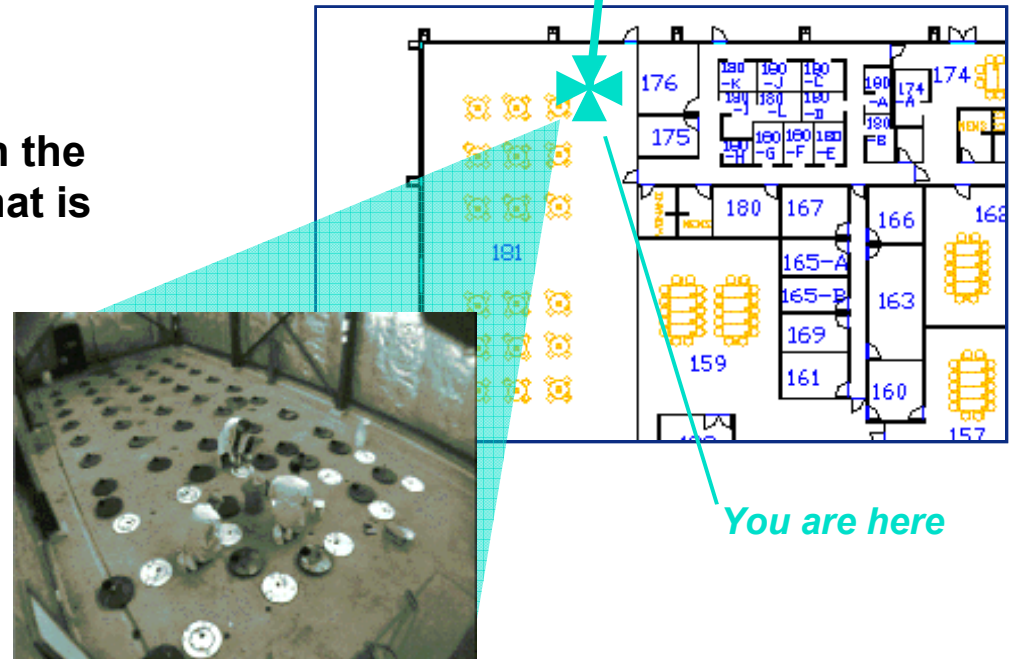
- Virtual facility model uses immersive 360° images
 - commercial technology (iPIX)
 - photographic images are created quickly & inexpensively
 - “hot spots” for linking and other actions
 - pan & zoom viewing
 - software shrouding
- Participants “move” independently through the facility using images
 - click a hot spot that links one location to another
 - Host can go anywhere
 - Inspector movement is controlled by the host

*Immersive
360° image*



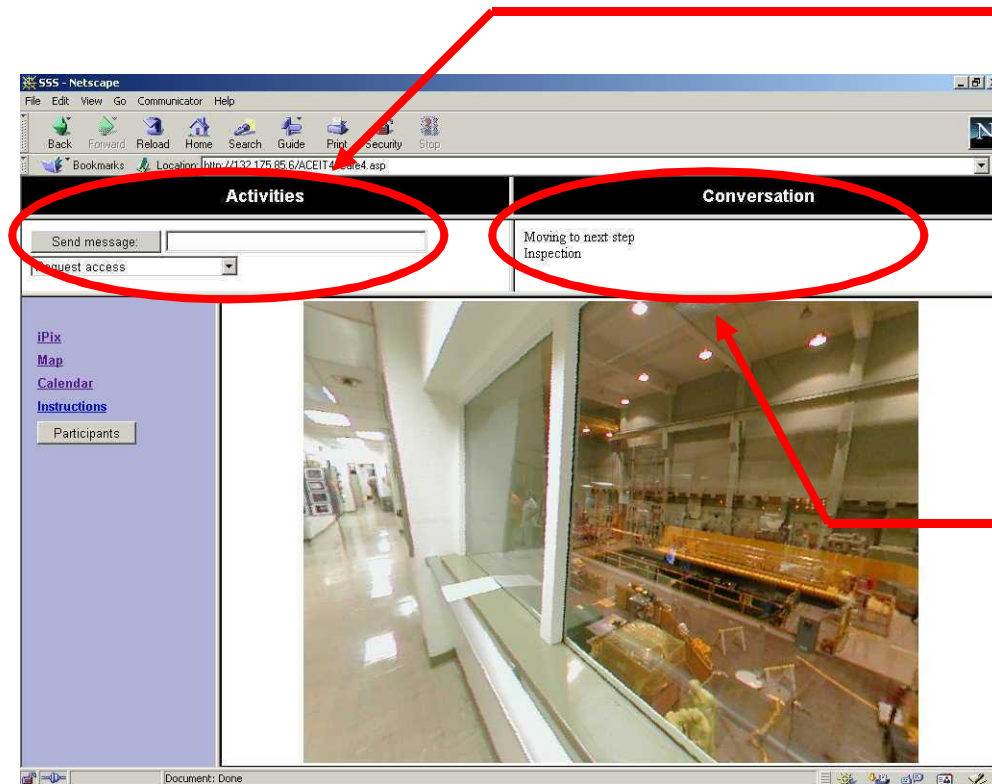
How does ACE-IT model an inspection?

- Each workstation is a separate “participant” in an ACE-IT exercise
- Each participant takes one of two “roles”:
 - Host team
 - Inspection team
- Multiple participants
 - Up to 64 separate workstations
- Each participant’s “location” in the facility is given by the image that is displayed at the workstation



An ACE-IT exercise is interactive.

- Participants select actions and send messages to each other
 - messages sent to everyone, just one's own team, or a specific individual
- Actions and messages are recorded in an exercise log



ACE-IT display

Scenario: IAEA Safeguards Additional Protocol

- **Nuclear fuel cycle research and development activity (Article 2.a.(i)):**
 - **Advanced materials properties experiment at a research reactor, not involving nuclear material**
 - **Commercial fuel fabricator testing a new fuel rod design with graphite composite**
- **IAEA wants to inspect to:**
 - **Confirm declaration of the materials properties experiment**
 - **Invoke complementary access rights: Open source information suggests there may be other activity at the reactor related to plutonium recycling (undeclared)**
- **Host has unrelated information to protect**
 - **Proprietary information about the targets**
 - **Unrelated activity that is collocated with the declared activity**

Why use ACE-IT? (Applications)

- **Train inspectors & hosts in how to conduct an inspection with managed access**
- **Train hosts in how to prepare a facility, both to protect unrelated information and to demonstrate compliance**
- **Supplement mock inspection or tabletop exercise**
 - **prepare participants to make the exercise more productive**
 - **create additional scenarios, to leverage what can be tested**
- **Can create custom facilities, or even pseudo-facilities**
- **Explore treaty protocols, inspection provisions, and managed access measures**
- **Illustrate inspection issues**
 - **briefing tool for Congressional staff**
 - **demonstration tool for negotiators**

Why use ACE-IT? (Benefits)

- **Time & cost savings**
- **Better availability**
 - travel unnecessary
 - no special software required
 - can reach more people
- **Easy to use and robust**
 - standard Internet browser functionality
 - intuitive navigation through virtual facility
- **Versatile choreography**
- **Greatly-reduced facility impact**
- **Low-risk: can be previewed more reliably**
- **Exercise is documented for later review & critique**



What are the limitations?

- Inspection time constraints are not modeled
- Virtual model doesn't show everything
- No single-user version
- Communication by typing is cumbersome
- Trained “drivers” are useful to facilitate exercise
- Developer must create new scenarios or facility models
- No dynamic shrouding

***Computer simulation is still not
the real thing, but it's getting
much closer!***

Conclusions

- **We have developed and used a computer-based tool for simulating managed-access inspections**
 - Facility modeling with photographic images provides realism
- **Host preparation in advance for inspection is essential; use of computer simulation can be an important component**
- **Additional functionality could be developed as required**
 - Various scenarios and facilities
 - Simulation capabilities: immersive video, audio communication

Summary of ACE-IT development

- Applications have expanded

- 1994 CWC
- 1997 CTBT
- 1998 FMCT
- 2000 Safeguards
/ Additional Protocol

- Architecture has advanced

- Local-area network → Internet
(3 stations → 64 stations)
- Custom-software interface → web-browser
- Map-referenced movement → linked-image movement
- Segmented views → immersive 360° views
- Shrouding: morphed photographs → software blanking
- “Tour” mode to verify the facility model



What else could be done with ACE-IT?

- **Expand the facility model and scenario**
 - Add a variety of inspection scenarios to the same facility model
 - Create other facility models (manually)
 - Develop an automated “builder” to create new facility models rapidly
 - Incorporate artificial 3D images as well as photographic images
- **Expand the participant roles**
 - Add observers, moderators, “off-site” participants
 - Create sub-roles for hosts and inspectors, with different permissions
- **Add functionality**
 - Link to another participant to watch where they’re looking
 - Link to a host who “shepherds” the inspectors through a facility
 - Permit inspectors to navigate without automatically requesting access
 - Arbitrarily flag items on images; relay those coordinates to other participants
 - Audio communication (recorded) between participants
 - Immersive video to supplement (or replace) photographic images
- **Develop other managed-access inspection applications**

How does ACE-IT model a facility?

- **Virtual facility model uses immersive 360° images**
 - commercial technology (iPIX)
 - photographic images are created quickly & inexpensively
 - “hot spots” for linking and other actions
 - pan & zoom viewing
 - software shrouding
- **Participants “move” independently through the facility using images**
 - click a hot spot that links one location to another
 - Host can go anywhere
 - Inspector movement is controlled by the host

