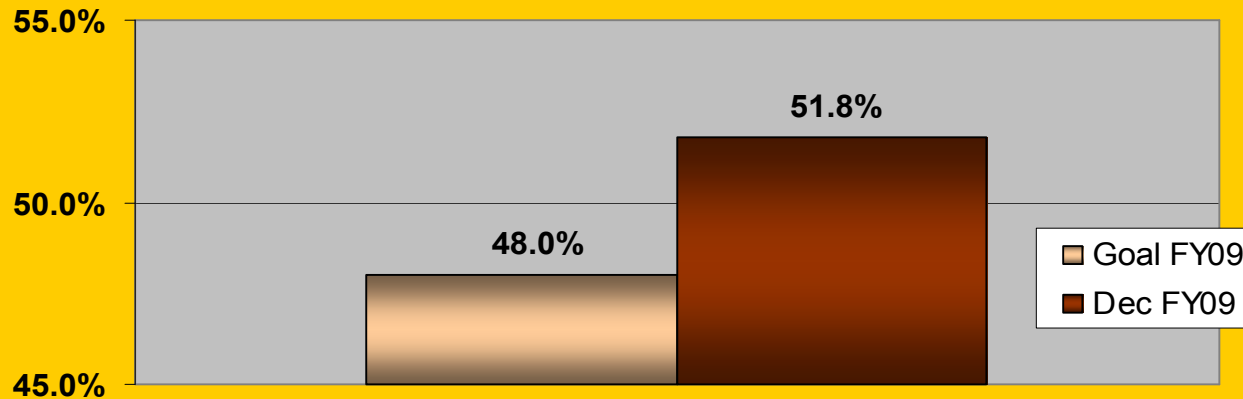


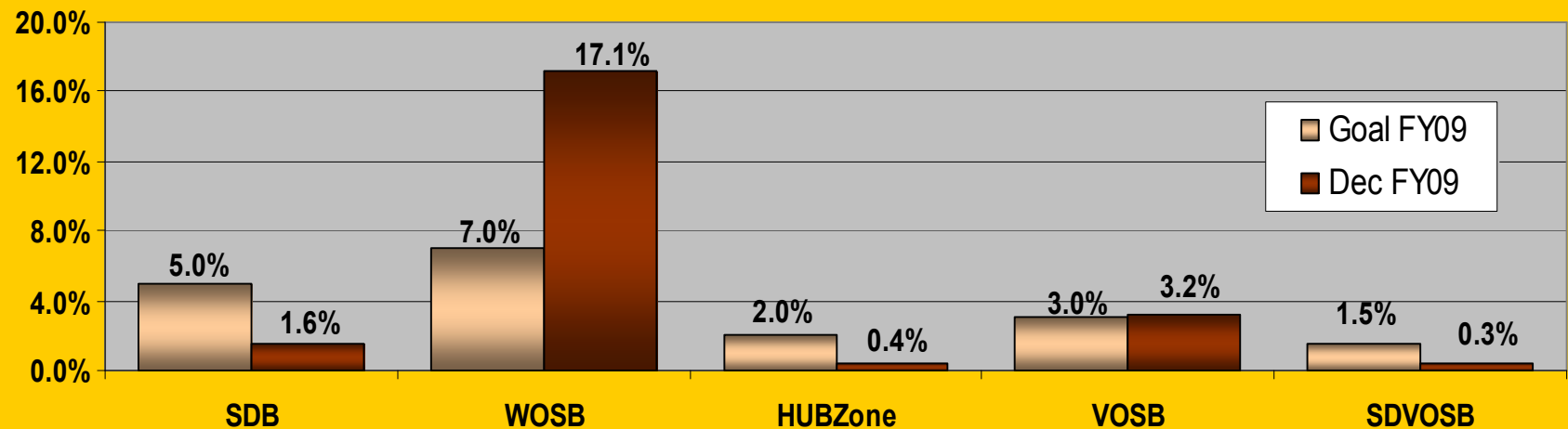


2 0 0 8

Small Business Goal & Actual - FY2009 YTD



Small Business Sub-Categories Goals & Actuals - FY2009 YTD



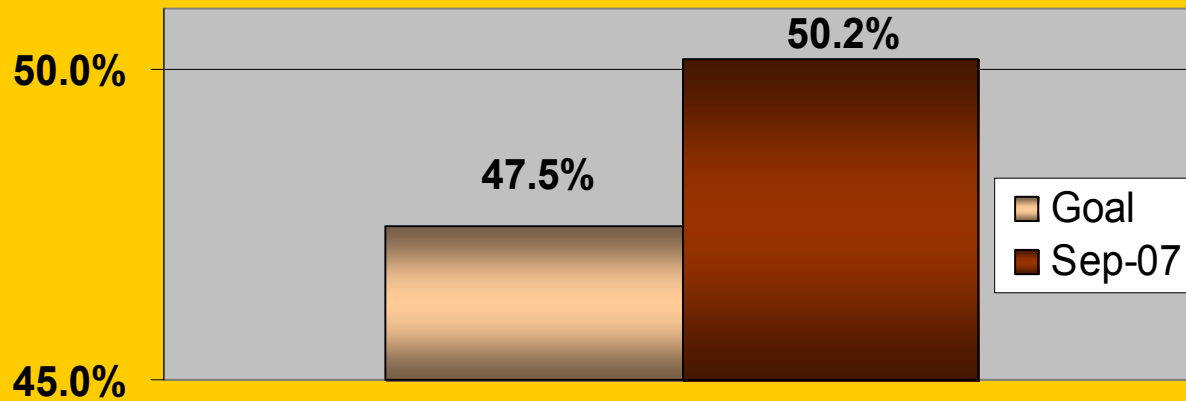


Small Business Socio-Economic Categories FY2009 YTD Dollars

| | Oct-08 | Nov-08 | Dec-08 |
|-----------------------------------------------|---------------|---------------|----------------|
| Small Business | \$ 54,187,161 | \$ 81,988,557 | \$ 101,313,655 |
| Small Disadvantaged Business | \$ 1,211,350 | \$ 2,271,797 | \$ 3,114,264 |
| Woman Owned Small Business | \$ 14,970,141 | \$ 26,597,933 | \$ 33,541,618 |
| HUBZone | \$ 328,490 | \$ 474,768 | \$ 722,632 |
| Veteran Owned Small Business | \$ 3,721,871 | \$ 5,456,957 | \$ 6,286,516 |
| Service Disabled Veteran Owned Small Business | \$ 525,383 | \$ 572,983 | \$ 668,295 |



Small Business Goals - FY 2007



Small Business Sub-Category Goals FY 2007

