



# Applying waveform correlation to aftershock sequences using a global sparse network

Amy Sundermier, Rigobert Tibi, Christopher Young | Sandia National Laboratories

T3.5-P11



## INTRODUCTION

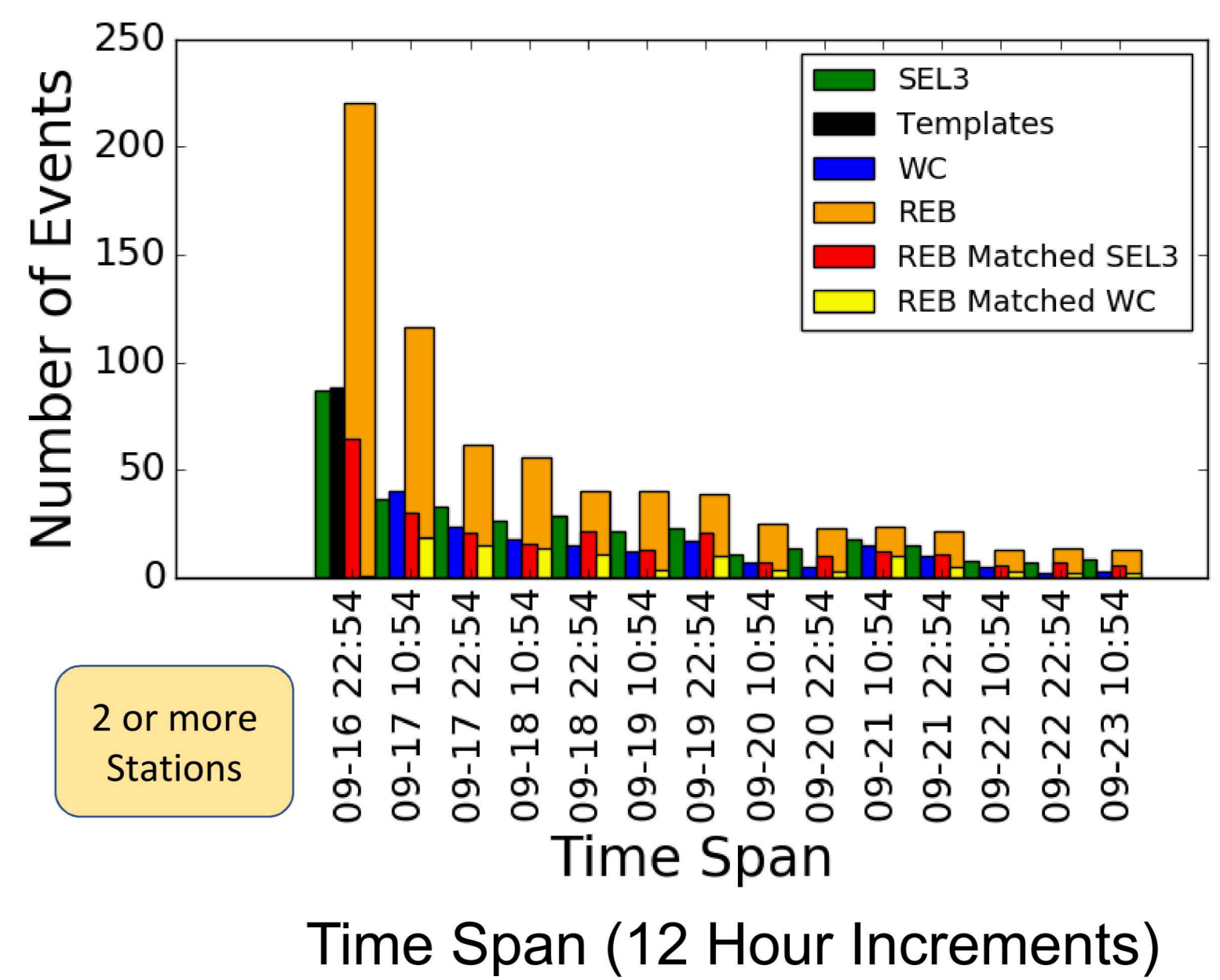
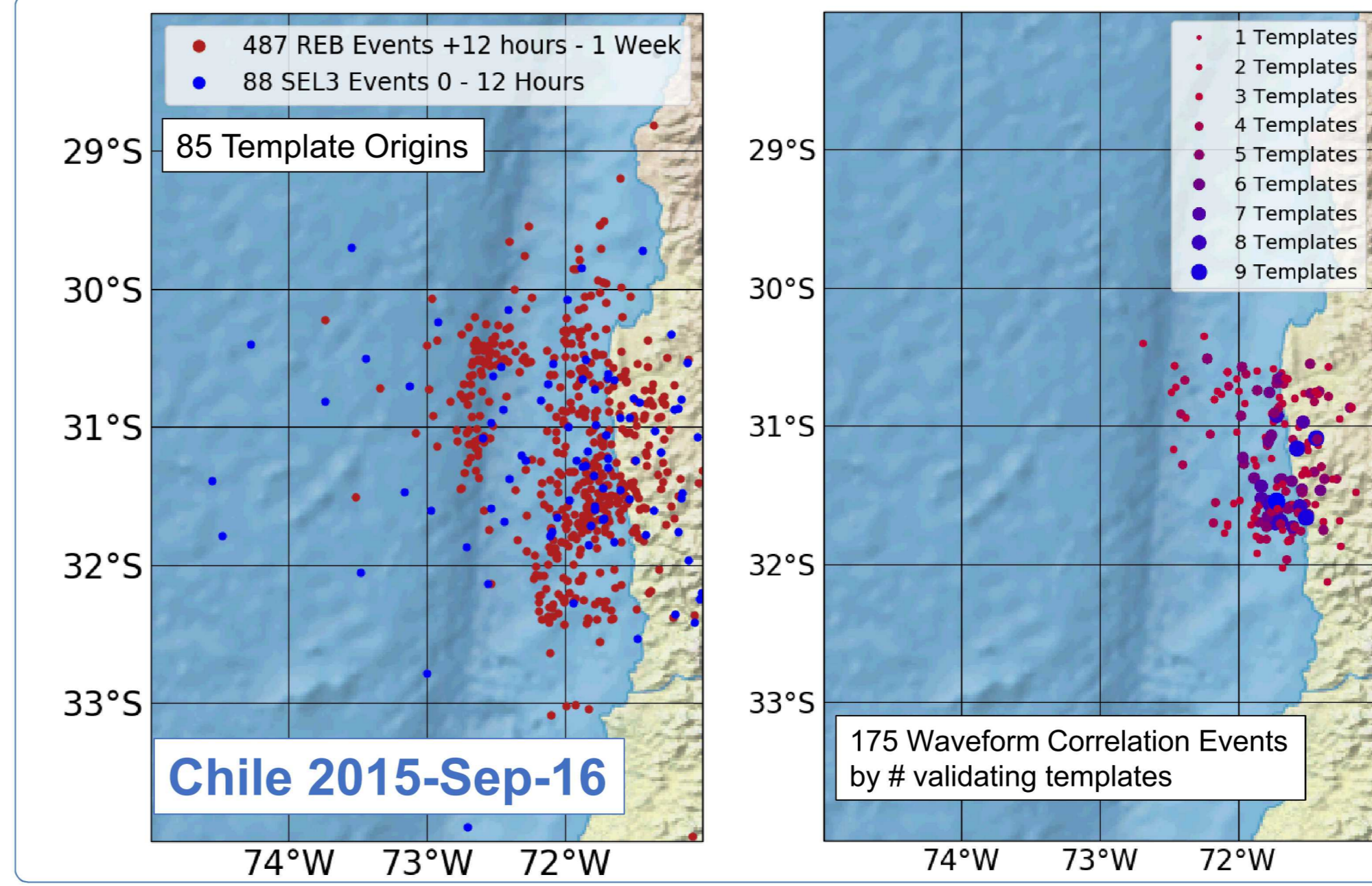
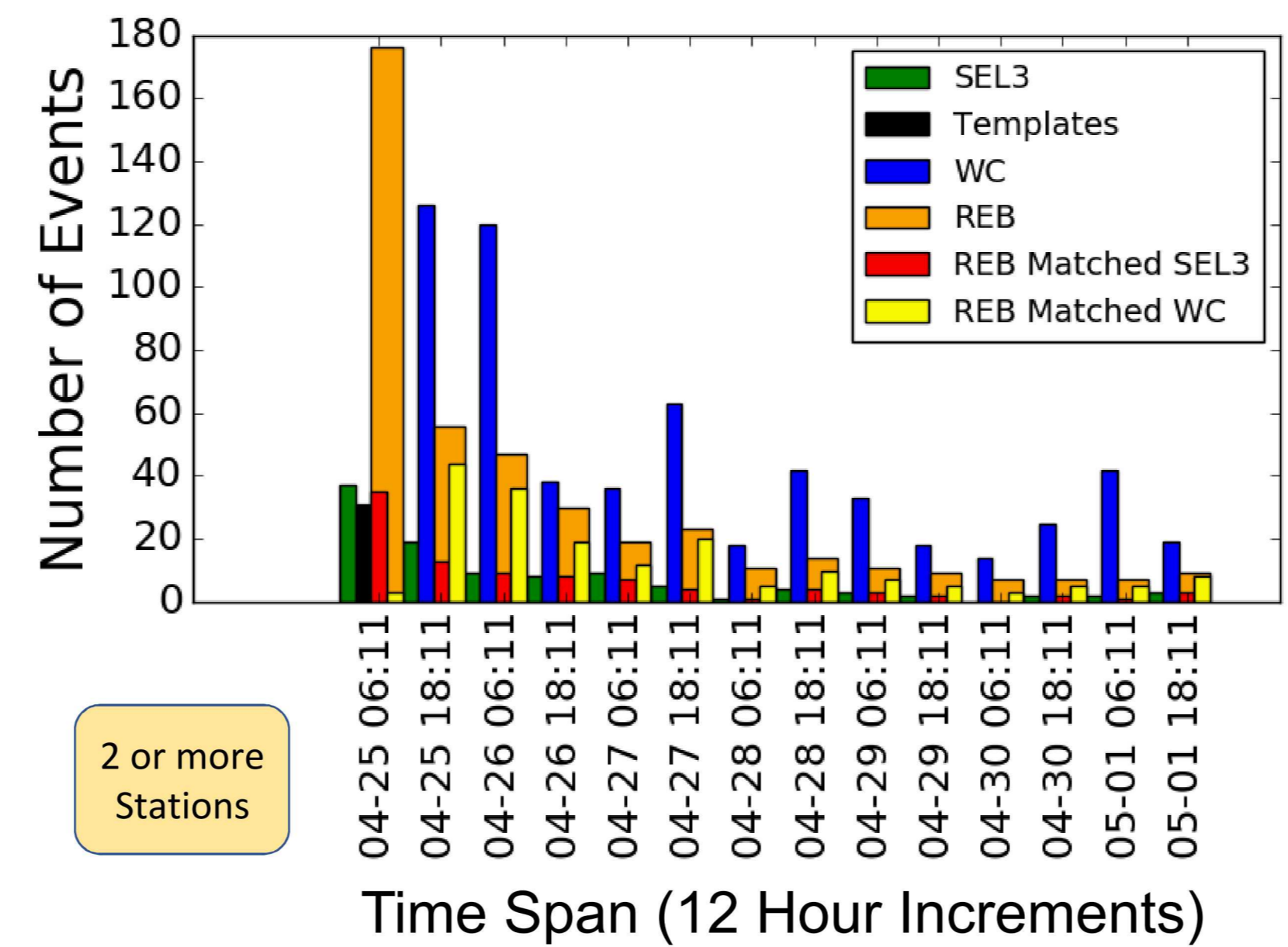
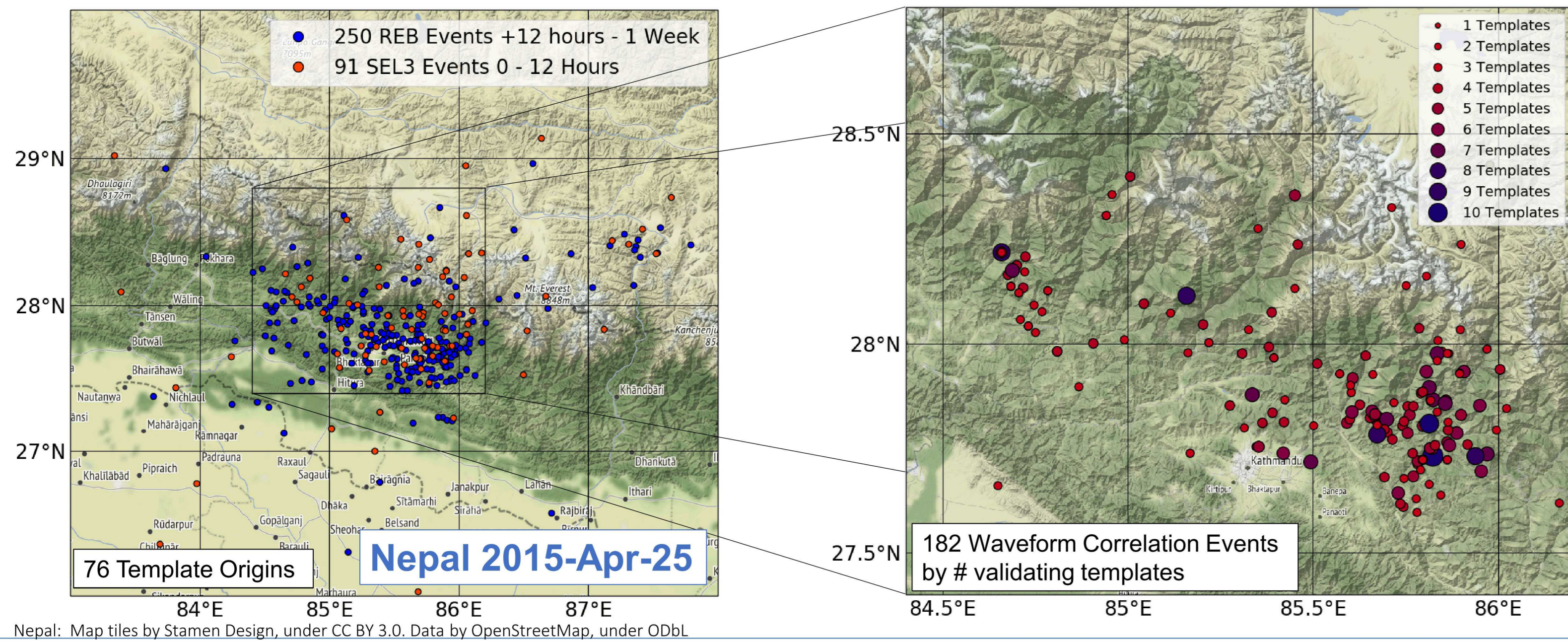
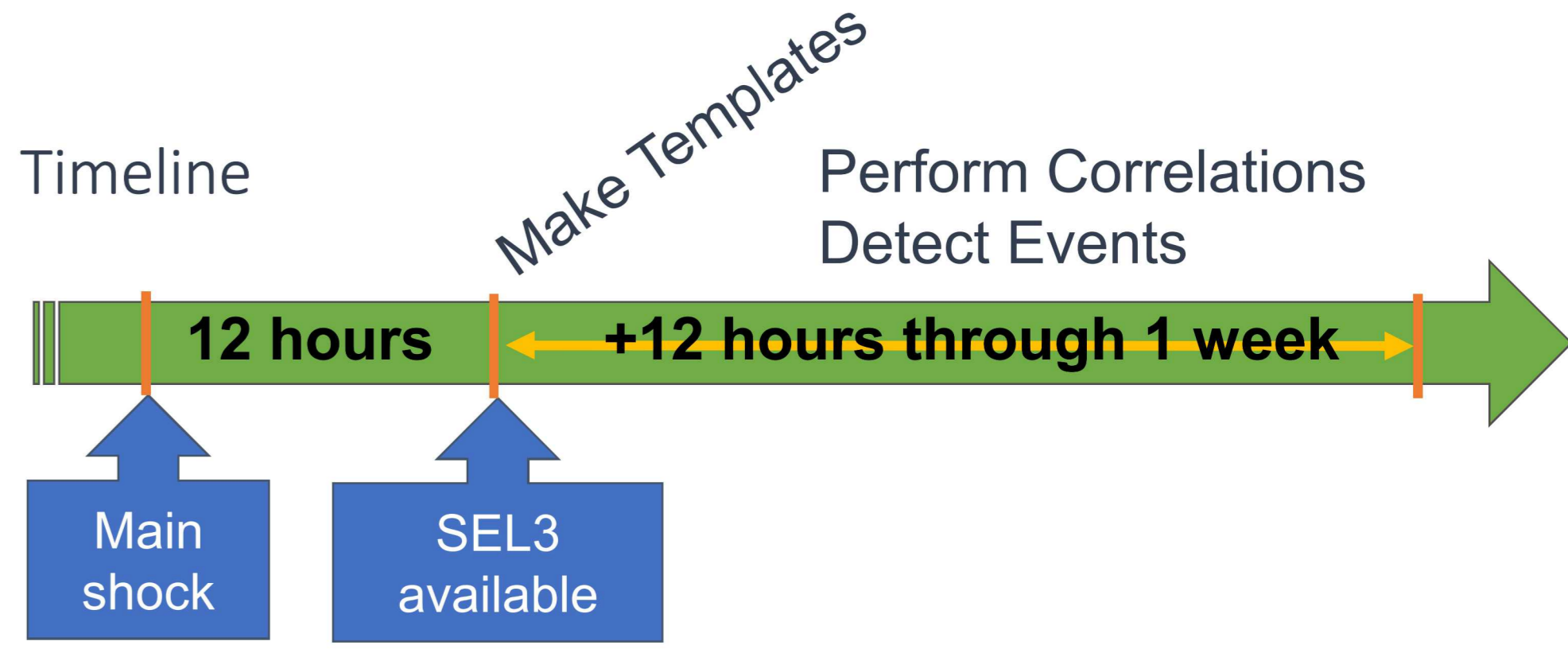
Studies have shown that waveform correlation is effective in detecting similar seismic waveforms from repeating earthquakes, including aftershock sequences. Monitoring agencies have shown interest in adopting techniques to quickly characterize aftershock sequences to reduce the amount of effort required by analysts to add aftershocks to event bulletins. Our experiment uses waveform templates recorded by multiple stations of the IMS network during the first 12 hours after the main shock to detect and identify aftershocks that occur during the subsequent week. We present methods for station and template selection, threshold setting, and event detection that are specialized for aftershock processing for a sparse, global network. We apply the methods to several aftershock sequences to evaluate the potential for establishing a set of standard aftershock waveform correlation processing methods that can be effective for operational monitoring systems with a sparse network. We compare candidate events detected with our processing methods to the REB bulletin to develop an intuition about potential reduction in analyst workload.

## EXPERIMENTAL SETUP

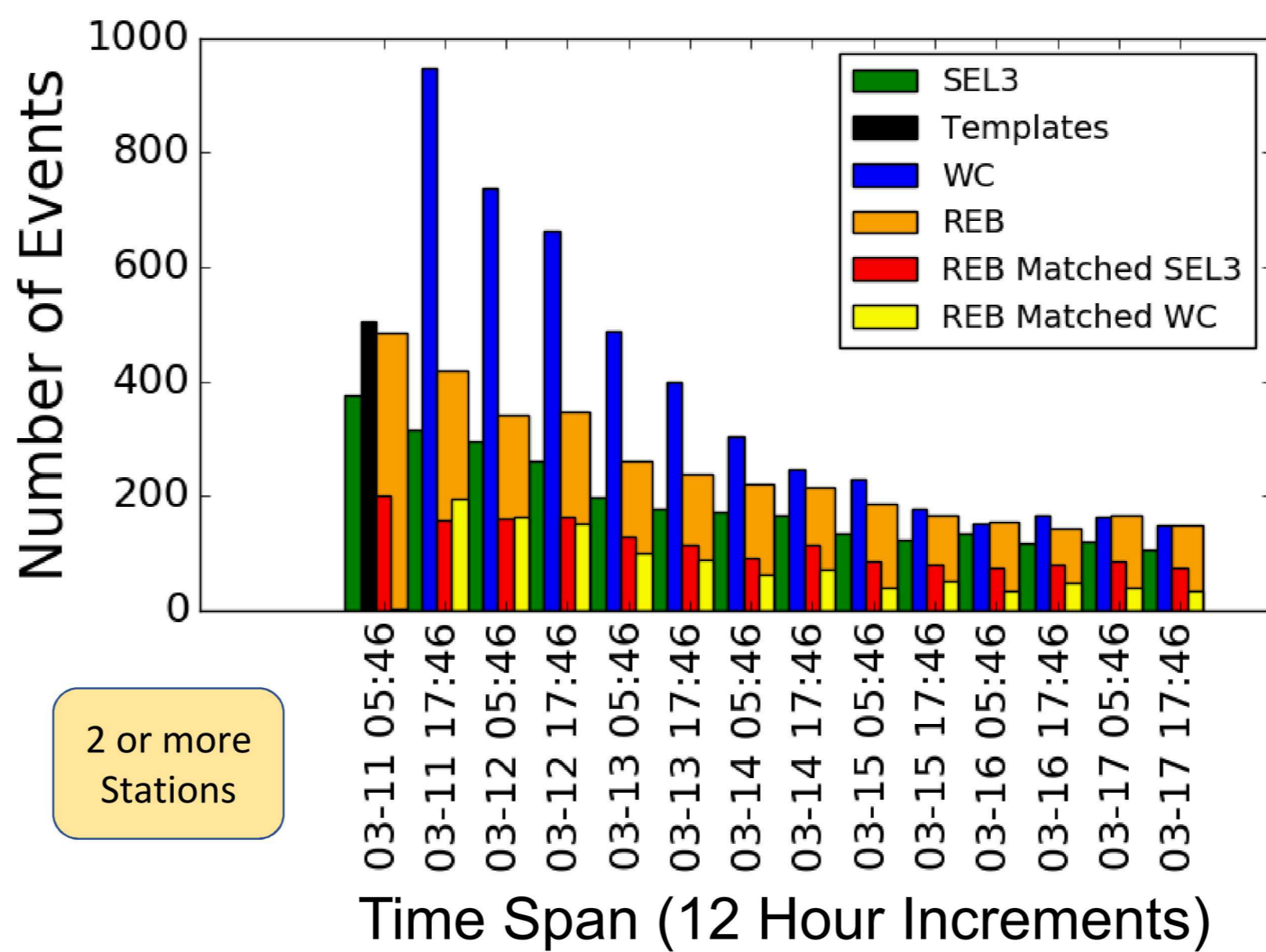
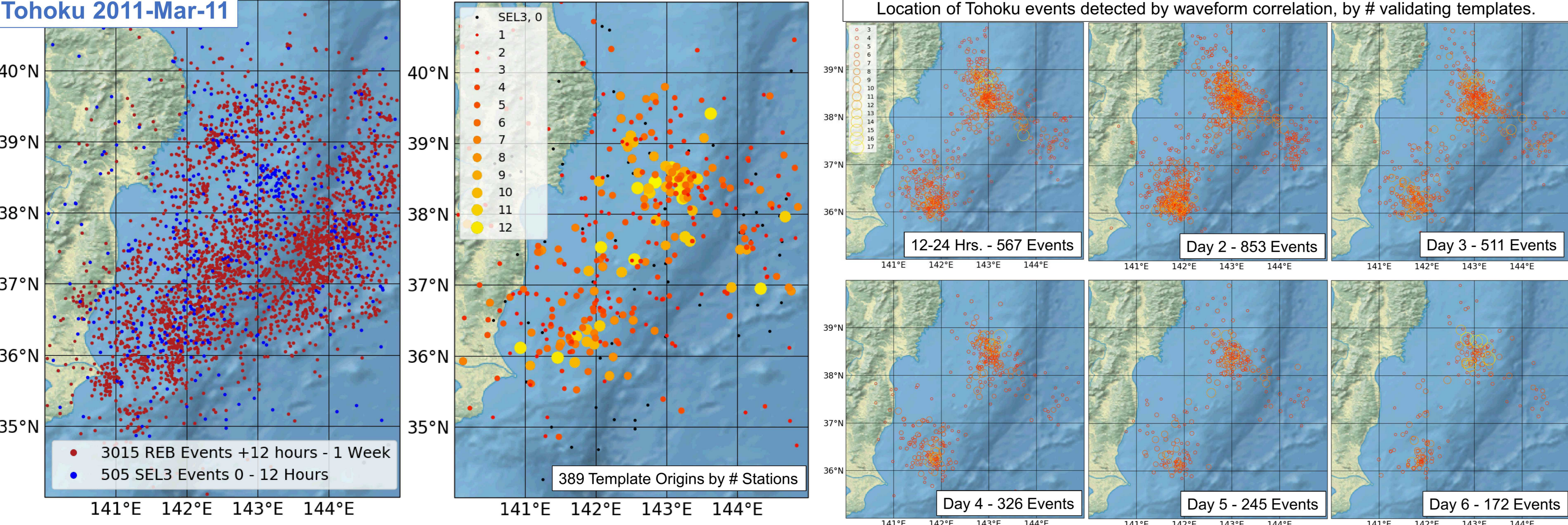
The CTBTO chose four aftershock sequences and set the geographical footprint (see table below). The temporal span for all four sequences is  $[t_0, t_0+7\text{days}]$ , where  $t_0$  is the main shock origin time.

Sequence	Geographical footprint
Nepal 2015	$\pm 3^\circ$ from [28.230°N, 84.731°E, 8.2 km depth]
Papua New Guinea	$\pm 3^\circ$ from [6.068°S, 142.768°E, 23.4 km depth]
Chile 2015	28°-34°S, 71°-75°W
Tohoku 2011	32°-44°N, 140°-146°E

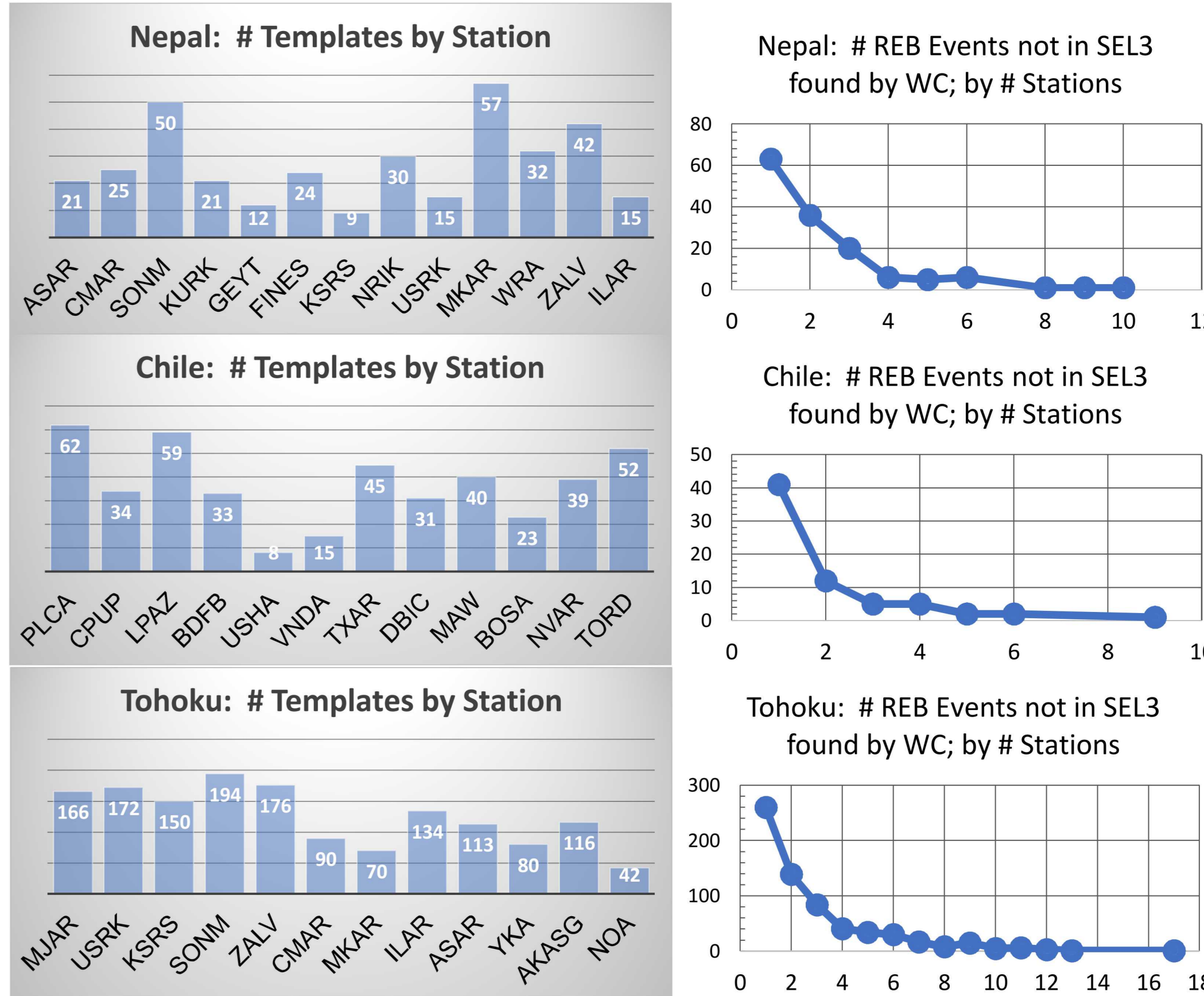
The goal of the research study is to detect and locate aftershocks within 1 week of the main shock with the overall aim of reducing analyst workload in monitoring system pipelines. The authors use SeisCorr<sup>1,2</sup> to create template waveforms from IDC SEL3 catalog events that occur within 12 hours after the main shock to detect later events. For this study, SeisCorr template waveforms are created only from prior events for consistency with operational real-time restrictions (see figure on the right).



## Tohoku 2011-Mar-11



Waveform correlation (WC) (blue) versus SEL3 (green) and REB (orange) events, REB events that matched SEL3 (red) and waveform correlation (yellow) events within 1.0° and  $\pm 15$ s. The graph shows events for 2 or more stations for 12 hour time periods.



## DISCUSSION

Goals of this study include 1) investigating whether implementation of waveform correlation techniques to process aftershock sequences may reduce the human analyst workload required to produce an event bulletin during periods of high aftershock event activity, 2) developing a method within the constraints of an operational system (e.g., no templates from future events), and 3) using real event data from the IMS network to quantitatively estimate potential benefits of the method. The templates were based on first P arrivals in the SEL3 catalog, with a 15 second window to reduce the potential for overlapping events. The authors chose to make template libraries for stations that had a large number of arrivals from the study region during the first 12 hours of the aftershock, and preferred stations that were geographically close to the study region. Preliminary investigation indicated that processing continuous data from at least 12 stations was necessary to validate detections with multiple stations (i.e., templates) for the example sequences. The study results are encouraging because waveform correlation detected events within a tolerance of 1 degree and  $\pm 15$  seconds that were not in the automatic SEL3 catalog, but were later added by human analysts to the REB catalog. The table to the right shows a simple quantitative estimate of the potential reduction of analyst workload based on added REB events, since augmenting the automatic catalog is time-consuming for the analysts.

## FUTURE WORK

Future research may include exploring additional aftershock sequences, such as the Papua New Guinea earthquake, to investigate the generality of the method employed in this study. The authors want to investigate methods to use single station waveform correlation detections of aftershock events without burdening the analyst with more events to review.

Sandia National Laboratories is a multimission laboratory managed and operated by National Technology and Engineering Solutions of Sandia, LLC., a wholly owned subsidiary of Honeywell International, Inc., for the U.S. Department of Energy's National Nuclear Security Administration under contract DE-NA-0003525. The views expressed here do not necessarily reflect the views of the United States Government, the United States Department of Energy, the National Nuclear Security Administration or Sandia National Laboratories.

**Disclaimer:** The views expressed on this poster are those of the author and do not necessarily reflect the view of the CTBTO

## RESULTS

$$\text{Estimated workload reduction for analyst-built events} = \frac{(\# \text{ REB events matching WC not in SEL3})}{(\# \text{ REB Events} - \# \text{ REB Events matching SEL3})}$$

Sequence	# WC events (ndef $\geq 2$ )	# WC events (ndef $\geq 1$ )	# REB events	# REB events matching SEL3	# WC events matching REB	# REB events matching WC not in SEL3	Estimated Workload Reduction
Nepal 2015	182	597	250	57	179	127	72%
Chile 2015	175	589	487	182	175	61	22%
Tohoku 2011	4840	11033	3015	1415	1494	624	39%

## REFERENCES

- Slinkard, M., S. Heck, D. Schaff, N. Bonal, D. Daily, C. Young, and P. Richards (2016). Detection of the Wenchuan Aftershock Sequence Using Waveform Correlation with a Composite Regional Network, Bull. Seismol. Soc. Am. **106**, 1371-1379. doi: 10.1785/0120150333.
- Slinkard, M., D. Schaff, N. Mikhailova, S. Heck, C. Young, and P. G. Richards (2014). Multistation validation of waveform correlation techniques as applied to broad regional monitoring, Bull. Seismol. Soc. Am. **104**, 2768-2781. doi: 10.1785/0120140140.