

# Ab initio no-core properties of ${}^7\text{Li}$ and ${}^7\text{Be}$ with JISP16 and $\text{NNLO}_{\text{opt}}$ interactions

Taihua Heng<sup>1,2</sup>, James P. Vary<sup>2</sup> and Pieter Maris<sup>2\*</sup>

<sup>1</sup>*School of Physics and Material Science, Anhui University, Hefei, China, 230601*

<sup>2</sup>*Department of Physics and Astronomy, Iowa State University, Ames, IA, United States, 50011*

(Dated: December 6, 2016)

We investigate the properties of  ${}^7\text{Li}$  with the JISP16 and chiral  $\text{NNLO}_{\text{opt}}$  nucleon-nucleon interactions and  ${}^7\text{Be}$  with the JISP16 interaction in the *ab initio* no-core full configuration (NCFC) approach. We calculate selected observables that include energy spectra, point proton root-mean-square radii, electromagnetic moments and transitions. We compare our results with experimental results, where available, as well as with results obtained using nucleon-nucleon plus three-nucleon interactions. We obtain reasonable agreement between theory and experiment for low-lying states that are dominated by  $p$ -shell configurations.

**PACS numbers:** 21.60.De, 27.20.+n, 21.10.Ky

## I. INTRODUCTION

An outstanding problem in nuclear physics is to study the properties of atomic nuclei based on realistic interactions among the protons and neutrons. To be successful, the theoretical approach must employ high-quality inter-nucleon interactions and a practical many-body method. Fortunately, improved realistic nucleon-nucleon ( $NN$ ) and three-nucleon ( $NNN$ ) interactions have been introduced in recent years that provide accurate descriptions of few-body systems. Contemporaneous with the advent of improved interactions, *ab initio* many-body methods applicable to self-bound systems have been rapidly developing with the goal of retaining predictive power, which involves quantifying the uncertainties.

A number of meson-exchange potentials, sometimes combined with phenomenological terms to achieve high accuracy in fitting  $NN$  data (CD-Bonn [1], Nijmegen [2], Argonne [3]), have been developed that should be used together with modern  $NNN$  forces (Urbana [4][5], Illinois [6], Tucson-Melbourne [7][8][9]) to describe properties of many-body nuclear systems. A very important step in the theory of inter-nucleon interactions is the emergence of realistic  $NN$  and  $NNN$  interactions tied to quantum chromodynamics (QCD) via Chiral Perturbation Theory [10][11][12] also referred to as Chiral Effective Field Theory ( $\chi\text{EFT}$ ).

In addition, recent advances in the utilization of high-performance computing systems offer an opportunity for *ab initio* approaches to be at the forefront of nuclear structure explorations. Various microscopic many-body methods have been developed including No-Core Shell Model (NCSM) [13][14][15], the Green's Function Monte Carlo (GFMC) approach [16][17][18],

the Coupled-Cluster (CC) method [19][20], the nuclear lattice effective field theory (EFT) method [21, 22], etc. The name NCSM is due to the fact that all the nucleons of the nucleus are active and treated on an equal footing and thus no inert core is assumed. The NCSM method was introduced as a finite matrix truncation of the infinite matrix problem with a renormalized Hamiltonian specific to that truncation.

Here we adopt the *ab initio* No-Core Full Configuration (NCFC) approach [23][24][25] which is a variant of the NCSM approach. In the NCFC approach, the direct solution of the nuclear many-body problem is obtained by diagonalization in a sufficiently large basis space that converged binding energies are obtained-either directly or by extrapolation.

We select a traditional harmonic oscillator (HO) basis so there are two basis space parameters, the HO energy  $\hbar\Omega$  and the many-body basis space cutoff  $N_{\text{max}}$ .  $N_{\text{max}}$  is defined as the maximum number of total oscillator quanta allowed in the many-body basis space above the minimum for that nucleus. We seek to achieve convergence in this two-dimensional parameter space  $(\hbar\Omega, N_{\text{max}})$ , where convergence is defined as independence of both parameters within estimated uncertainties.

In the present work, we investigate the properties of  ${}^7\text{Li}$  and  ${}^7\text{Be}$  in the *ab initio* NCFC approach with the JISP16 [26][27][28] and chiral  $\text{NNLO}_{\text{opt}}$  [29] interactions. The JISP16  $NN$  interaction, proposed in Ref. [28], is constructed in the J-matrix inverse scattering approach [26][30]. It is known to provide an excellent description of  $np$  scattering data with  $\chi^2/\text{datum} = 1$  [31]. The interaction was fitted in Ref. [28] by means of phase-equivalent transformations to a few binding energies of nuclei with  $A \leq 16$ , and it provides a good description of bindings and spectra of light nuclei without three-nucleon forces [28][32][33][34][35].

$\chi\text{EFT}$  is a promising theoretical approach to obtain a quantitative description of the nuclear force from

---

\* hength@ahu.edu.cn, hength@iastate.edu,  
jvary@iastate.edu, pmaris@iastate.edu

first principles [36]. Interactions from  $\chi$ EFT employ symmetries and the pattern of spontaneous symmetry breaking of QCD [36][37]. Moreover, the interaction is parametrized in terms of low-energy constants (LECs) that are determined by fitting experimental data. Our adopted  $\text{NNLO}_{\text{opt}}$  interaction at next-to-next-to-leading order (NNLO) is constructed by the optimization tool POUNDERs (Practical Optimization Using No Derivatives for Squares) in the phase-shift analysis [38][39]. The optimization of the low-energy constants in the  $NN$  sector at NNLO yields a  $\chi^2/\text{datum}$  of about one for laboratory scattering energies below 125 MeV. The  $\text{NNLO}_{\text{opt}}$   $NN$  interaction is also fitted to provide very good agreement with binding energies and radii for  $A = 3$  and 4 nuclei. Some key aspects of nuclear structure, such as excitation spectra, the position of the neutron drip line in oxygen, shell-closures in calcium, and the neutron matter equation of state at subsaturation densities, are reproduced by the  $\text{NNLO}_{\text{opt}}$  interaction without the addition of three-nucleon forces.

The properties of  ${}^7\text{Li}$  with JISP16 and  $\text{NNLO}_{\text{opt}}$  and  ${}^7\text{Be}$  with JISP16 are given in Sec. III. Results for  ${}^7\text{Li}$  with JISP16 up to and including the  $N_{\text{max}} = 14$  truncation are in agreement with those in Ref. [24]. The ground state energy of  ${}^7\text{Li}$  with the  $\text{NNLO}_{\text{opt}}$  interaction is in agreement with the result of ref. [40] as discussed below. The additional results for  ${}^7\text{Li}$  with the  $\text{NNLO}_{\text{opt}}$  interaction, as well as the  ${}^7\text{Li}$  results with JISP16 at  $N_{\text{max}} = 16$ , are reported here for the first time. The properties we present for  ${}^7\text{Be}$ , the mirror nucleus of  ${}^7\text{Li}$ , are more extensive than those presented in the related references. In order to assess convergence, we present results for even values of the parameter  $N_{\text{max}}$  from 8 to 16, and for  $\hbar\Omega$  over a range from 10 MeV to 40 MeV.

Recent work on the same systems that we investigate presents advances that directly include both clustering and continuum effects [45]. Such advances are essential for precision evaluation of scattering observables such as phase shifts and resonance widths that we do not investigate in the present work. At the same time, this recent work shows that clustering and continuum effects, which are difficult to describe with a HO expansion, have a strong impact on long-range observables such as radii and quadrupole moments.

## II. *ab initio* NO-CORE FULL CONFIGURATION (NCFC) APPROACH

We give a brief review of the NCFC method and, for more details, we refer the reader to Refs. [23][24][34][35]. The Hamiltonian for the  $A$ -body system in relative coordinates is

$$H_A = \frac{1}{A} \sum_{i < j} \frac{(\vec{p}_i - \vec{p}_j)^2}{2m} + \sum_{i < j} V_{NN}(\vec{r}_i - \vec{r}_j) + \sum_{i < j} V_C(\vec{r}_i - \vec{r}_j), \quad (1)$$

where  $V_{NN}(V_C)$  is the two-nucleon (Coulomb) interaction. Our expression for  $H_A$  is somewhat schematic since the  $NN$  interaction may, in general, be non-local. Furthermore, in the present work, we neglect  $NNN$  interactions. We solve the corresponding Schrödinger equation

$$H_A \Psi(\vec{r}_1, \vec{r}_2, \dots, \vec{r}_A) = E \Psi(\vec{r}_1, \vec{r}_2, \dots, \vec{r}_A) \quad (2)$$

with numerical techniques formulated within a basis expansion (configuration interaction) approach. In the NCFC, the wave function  $\Psi(\vec{r}_1, \vec{r}_2, \dots, \vec{r}_A)$  is a superposition of Slater determinants  $\Phi_i$  of single-particle HO states.

$$\Psi(\vec{r}_1, \vec{r}_2, \dots, \vec{r}_A) = \sum_i c_i \Phi_i(\vec{r}_1, \vec{r}_2, \dots, \vec{r}_A) \quad (3)$$

For practical calculations, a finite basis space is specified by the  $N_{\text{max}}$  truncation. We aim for results that are convergent as determined by their independence of the parameters  $\hbar\Omega$  and  $N_{\text{max}}$  as  $N_{\text{max}}$  is increased. We present results for even values of  $N_{\text{max}}$  that correspond to states with the same parity as the lowest HO configuration (the  $N_{\text{max}} = 0$  configuration) and are called the "natural" parity states.

We also need to address the issue of center of mass (COM) motion. In the above discussion, the Hamiltonian is in the relative coordinate and not in the single-particle coordinates where the HO states are specified. The methods of solution, including the method to constrain the COM motion, are not described in this paper, because these details have been explained in Refs. [23][24][34][35]. We obtain our results with the MFDn code, a hybrid MPI/OpenMP configuration interaction code for *ab initio* nuclear structure calculations [41][42][43].

## III. RESULTS

The ground state energy is one of the primary observables in nuclear physics. Our results for the ground state energies of  ${}^7\text{Li}$  with JISP16 and  $\text{NNLO}_{\text{opt}}$ , and of  ${}^7\text{Be}$  with JISP16, are plotted in Fig. 1 as a function of the HO energy at our selected values of  $N_{\text{max}}$ . We recall that the eigenenergies in NCFC calculations, plotted at fixed  $N_{\text{max}}$  as a function of  $\hbar\Omega$ , show characteristic U-shapes as seen in Fig. 1 for the ground state energy. These U-shaped curves arise in NCFC calculations from the effects of UV (IR) corrections that dominate the lower (higher) values of  $\hbar\Omega$  and the feature that their combined effects are smallest at the optimal variational upper bound on the exact (infinite-space) ground state energy. Examples of the respective roles of these corrections over a range of  $\hbar\Omega$  span-

ning the minimum in the U-shape of NCFC calculations for  ${}^7\text{Li}$  are discussed and portrayed in Fig. 17 of Ref. [44].

With increasing  $N_{\text{max}}$ , the minima of the U-shaped curves are closer to each other and the shapes exhibit reduced dependence of  $\hbar\Omega$ . We observe in Fig. 1 that the energies with JISP16 are lower than those with  $\text{NNLO}_{\text{opt}}$  for  ${}^7\text{Li}$  at each value of  $N_{\text{max}}$ . Moreover, the ground state energies from the JISP16 interaction for both  ${}^7\text{Li}$  and  ${}^7\text{Be}$  show better convergence patterns than that from  $\text{NNLO}_{\text{opt}}$ . The lowest minima (points closest to convergence) in the three panels are near  $\hbar\Omega = 20$  MeV. We also indicate the first breakup thresholds in Fig. 1 ( ${}^3\text{H}+{}^4\text{He}$  for  ${}^7\text{Li}$  and  ${}^3\text{He}+{}^4\text{He}$  for  ${}^7\text{Be}$ ). Note that we use the experimental energies for the thresholds since both JISP16 and  $\text{NNLO}_{\text{opt}}$  give very accurate binding energies for nuclei with  $A \leq 4$ . The energies with JISP16 in panel 1 and panel 3 are lower than these thresholds. The energy with  $\text{NNLO}_{\text{opt}}$  is very close to the threshold where it appears near the tangent of the  $N_{\text{max}} = 16$  U-shaped line. We will next see that, upon extrapolation, the ground state energies of all cases in Fig. 1 lie below the lowest thresholds.

We now discuss how we extrapolate the results obtained in finite basis spaces to the infinite basis space and produce an extrapolation uncertainty. To obtain the extrapolated ground state energy  $E(\infty)$ , we use the exponential form[23][24][25][34][35][46],

$$E(N_{\text{max}}) = a\text{Exp}(-cN_{\text{max}}) + E(\infty) \quad (4)$$

We follow the method described as "Extrapolation B" in Ref. [23]. Under the assumption that the convergence is exponential, we use three successive value of  $N_{\text{max}}$  at each value of  $\hbar\Omega$ . The numerical uncertainty is the difference between the extrapolated results from two consecutive sets of  $N_{\text{max}}$  values. The extrapolated results using the highest available set of  $N_{\text{max}}$  values (12, 14 and 16) and their numerical uncertainties (depicted as error bars) are shown in Fig. 1. These numerical uncertainties due to extrapolations, also defined in Ref. [23], are minimal and the extrapolations nearly independent of HO energy near  $\hbar\Omega = 20$  MeV for JISP16 and near 25 MeV for  $\text{NNLO}_{\text{opt}}$  indicating favorable convergence estimates at those values of the HO energy.

It is important to note additional intensive efforts to extrapolate NCFC energies as well as other observables have been reported [40, 44, 47–53]. The tools that have a theoretical foundation are largely for extrapolations in the infrared (IR) region while the ground state energy extrapolations we employ attempt to accommodate both the IR and the ultraviolet (UV) regions. Ultimately, it will be advantageous to have extrapolation tools for all observables that accommodate both the IR and the UV regions.

We present the energies of the four lowest excited states as a function of the HO energy with a series of  $N_{\text{max}}$  values in Fig. 2 and compare with the experimental excitation energies. The Y-axis denotes the excitation relative to the ground state at the same HO energy and  $N_{\text{max}}$  value. In general, many of the results show reasonable convergence in the  $\hbar\Omega$  range of 15 - 25 MeV where the ground state energies are close to their minima. With increasing  $\hbar\Omega$ , the JISP16 and  $\text{NNLO}_{\text{opt}}$  interactions produce similar  $\hbar\Omega$ -dependence patterns for  ${}^7\text{Be}$  and  ${}^7\text{Li}$ .

We now focus on the upper two excited states which have the same total angular momentum  $J = \frac{5}{2}$ . In the left and right panels, i.e. for  ${}^7\text{Li}$  and  ${}^7\text{Be}$  respectively with JISP16, the two states are nearly degenerate. However, with the  $\text{NNLO}_{\text{opt}}$  interaction for  ${}^7\text{Li}$  (central panel), there is about a 1 MeV larger energy gap between the two states. In addition, both the  $J = \frac{5}{2}$  curves for  $\text{NNLO}_{\text{opt}}$  increase monotonically with increasing  $\hbar\Omega$  while the corresponding JISP16 curves display peaks and dips in the lower  $\hbar\Omega$  range which become less pronounced with increasing  $N_{\text{max}}$ . These non-monotonic features in the case of JISP16 may be attributed, at least in part, to the mixing of these two states as we discuss below.

Let us now turn our attention to observables other than the energies. The calculated point proton root-mean-square (rms) radii are presented for the ground states of  ${}^7\text{Li}$  and  ${}^7\text{Be}$  as a function of HO energy for a range of  $N_{\text{max}}$  values in Fig. 3. We first note that these rms radii are approximately independent of  $N_{\text{max}}$  near  $\hbar\Omega = 12$  MeV. This feature of the rms radii, sometimes referred to as defining the "interaction" or "crossover" point, has been noted in Refs. [25][54][55] and is sometimes taken as the estimate of the converged rms radius. We adopt the practice of quoting the crossover point of the rms radii in the current work since the robust extrapolations of rms radii will require additional developments and/or larger basis spaces. Similarly, for other observables quoted below, we cite only an estimate based on a visual inspection of the convergence pattern without an associated uncertainty. Over time, we anticipate that further theoretical developments building on recent works such as Refs. [40, 44, 47–53] will provide reliable extrapolation tools that yield refined converged estimates from our results.

With increasing  $\hbar\Omega$ , the patterns of the rms radii are similar for  ${}^7\text{Be}$  and  ${}^7\text{Li}$  for the two different interactions. The radii of  ${}^7\text{Li}$  and  ${}^7\text{Be}$  decrease monotonically with increasing  $\hbar\Omega$  and show a weak trend towards convergence as is frequently found for this long-range observable calculated in a HO basis. The value of the rms radius is a little larger with  $\text{NNLO}_{\text{opt}}$  than that with JISP16 for  ${}^7\text{Li}$  at the same  $\hbar\Omega$  and  $N_{\text{max}}$  values, which may simply be a reflection of the lower binding energy of  $\text{NNLO}_{\text{opt}}$  relative to JISP16.

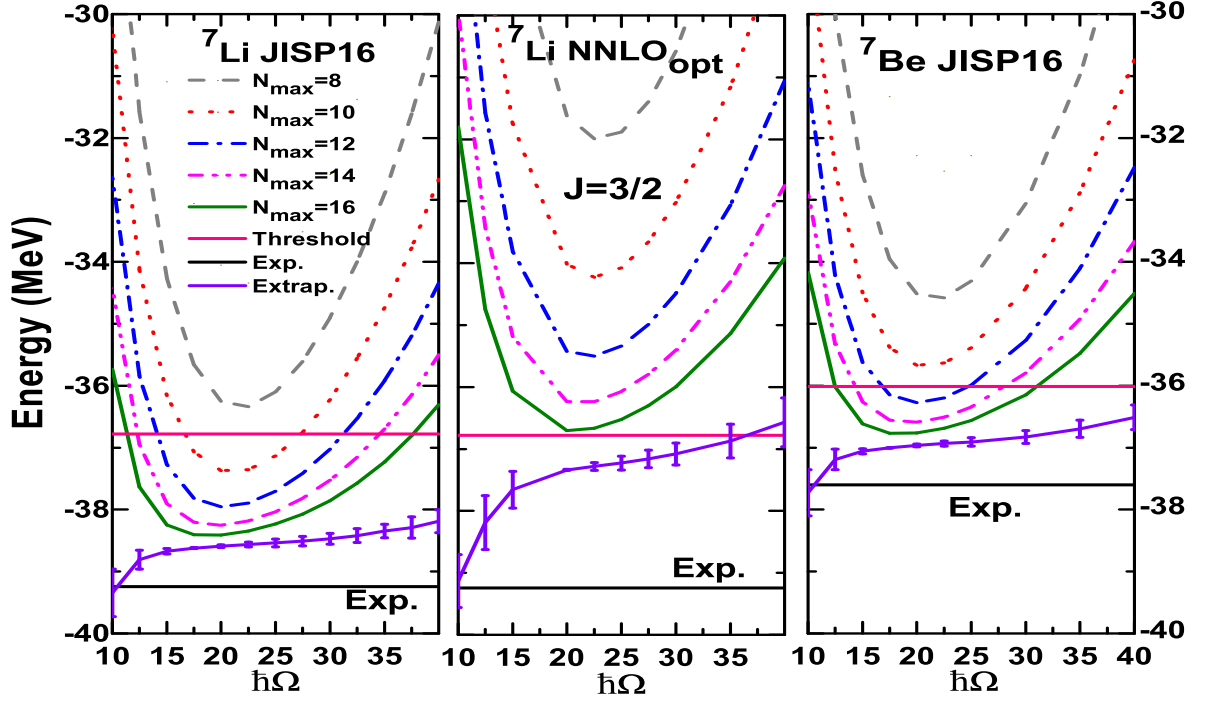


FIG. 1. (Color online) The energy of the ground state ( $J=\frac{3}{2}$ ) for  ${}^7\text{Be}$  and  ${}^7\text{Li}$  with the JISP16 and  $\text{NNLO}_{\text{opt}}$  interactions as a function of HO energy. In this figure and the following figures, for  ${}^7\text{Li}$  and  ${}^7\text{Be}$ , the  $N_{\text{max}}$  value ranges from 8 up to 16. The increment of  $N_{\text{max}}$  is 2. Extrapolated ground state energies are shown in purple with uncertainties depicted as vertical bars. Horizontal red lines indicate the lowest breakup thresholds as calculated with the same interactions.

The magnetic dipole moments in units of  $\mu_N$  are depicted in Fig. 4 as a function of the HO energy for  ${}^7\text{Li}$  and  ${}^7\text{Be}$  with the JISP16 and  $\text{NNLO}_{\text{opt}}$  interactions. It is easy to see that the magnetic dipole moment for  ${}^7\text{Be}$  is negative and those for  ${}^7\text{Li}$  are about  $3\mu_N$  with the two different interactions. With increasing  $N_{\text{max}}$ , the magnetic moments tend to decrease slightly in magnitude but converge to within about 1-2%. The converged value of  ${}^7\text{Be}$  appears to be a little below  $-1.08\mu_N$ . The converged magnetic dipole moment of  ${}^7\text{Li}$  with  $\text{NNLO}_{\text{opt}}$  is close to  $2.97\mu_N$  while the result with JISP16 is a little less than  $2.96\mu_N$ .

Our results for the ground state quadrupole moments, another important electromagnetic observable, are shown in Fig. 5. The patterns for the quadrupole moment results reflect the patterns seen above for the rms radii since they are closely related observables. In particular, we again observe a very weak convergence pattern with increasing  $N_{\text{max}}$ . One may visually estimate that the converged results will be in the region of  $-3.5 \text{ e} \cdot \text{fm}^2$  for  ${}^7\text{Li}$  and  $-5.5 \text{ e} \cdot \text{fm}^2$  for  ${}^7\text{Be}$ .

Next, we present the results of two B(E2) transitions to the ground state ( $J^\pi = \frac{3}{2}^-$ ) in Fig. 6 where the

transition from the  $J^\pi = \frac{1}{2}^-$  state is represented by the top three panels and from the  $J^\pi = \frac{7}{2}^-$  state by the bottom three panels. The left panels and the middle panels are for  ${}^7\text{Li}$  with JISP16 and  $\text{NNLO}_{\text{opt}}$  respectively. The right panels are for  ${}^7\text{Be}$  with JISP16. As may be expected, the patterns of these B(E2) transitions are also similar to those of point proton rms radii in Fig. 3. We again observe a very weak tendency for convergence reflecting the major role of the radius operator in the B(E2). Comparing both  $J^\pi = \frac{1}{2}^-$  and  $\frac{7}{2}^- \rightarrow$  ground state (signified by "g.s." in the label) B(E2) transitions for  ${}^7\text{Li}$  (with either the JISP16 and  $\text{NNLO}_{\text{opt}}$  interactions), the results for the latter transition are about half those of the former transition. This pattern persists in the  ${}^7\text{Be}$  transitions also seen in Fig. 3.

The excitation energies, quadrupole moments and B(E2)'s that we have presented and discussed for  ${}^7\text{Be}$  are key observables that play a critical role in the identification and characterization of its yrast rotational band [56–59]. Indeed, their systematics along with the systematics of the other members of the same band obtained in NCFC calculations with JISP16 are essential to demonstrating emergence of collective rotational motion in  ${}^7\text{Be}$ .

We present three B(M1) transitions as a function of the HO energy in Fig. 7 for  ${}^7\text{Li}$  and  ${}^7\text{Be}$  with a sequence

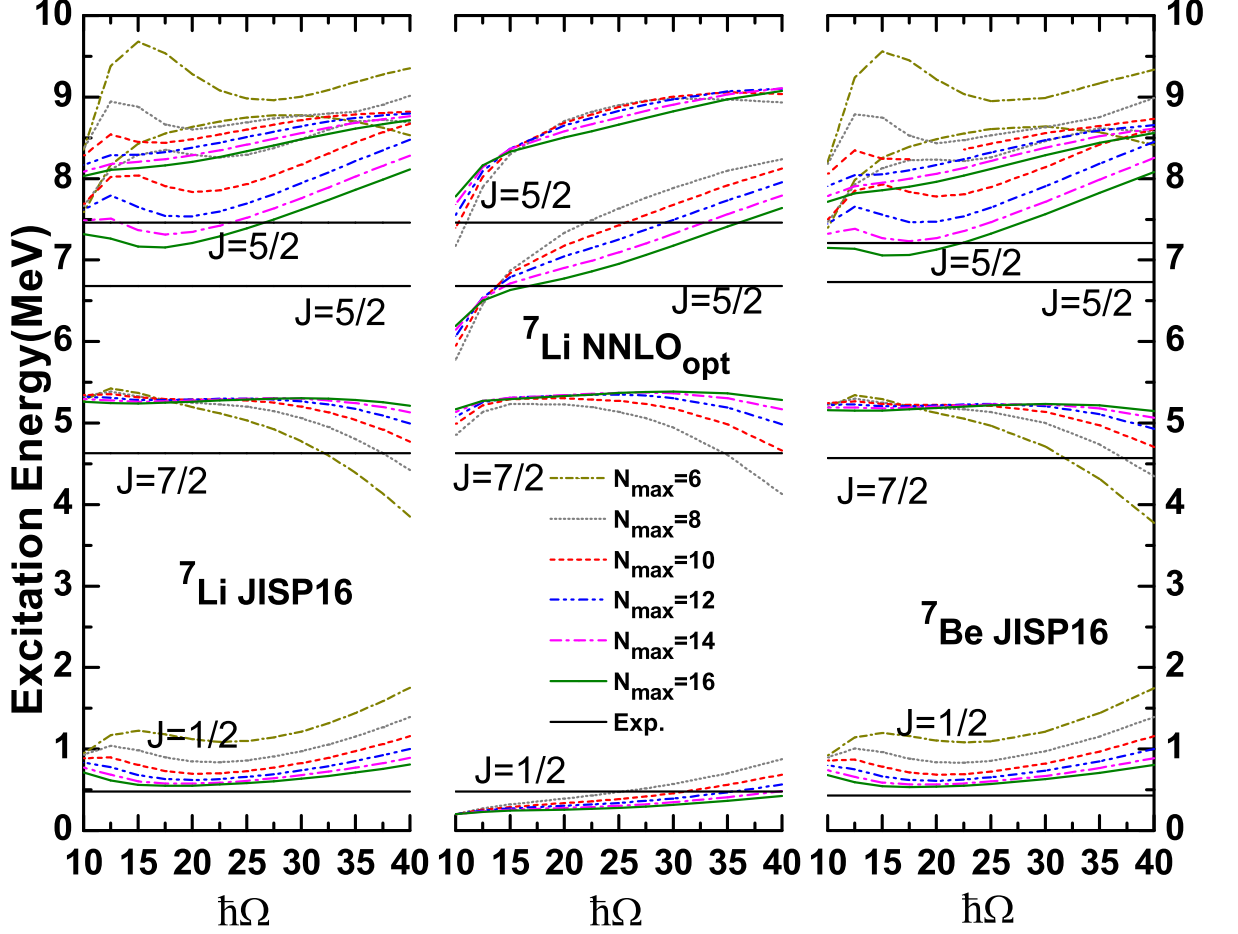


FIG. 2. (Color online) The energies of the four lowest excited states ( $J^\pi = \frac{1}{2}^-, \frac{7}{2}^-, \frac{5}{2}^-, \frac{5}{2}^-$ ) with JISP16 and NNLO<sub>opt</sub> for  $^7\text{Be}$  and  $^7\text{Li}$  as a function of the HO energy. The corresponding experimental values are shown as a horizontal solid line. The Y-axis indicates the energy gap between the excited and ground state.

of  $N_{\text{max}}$  values. The three top graphs display the B(M1) transitions from the  $J^\pi = \frac{1}{2}^-$  state to the  $J^\pi = \frac{3}{2}^-$  ground state. The three middle graphs and the three bottom graphs are from the  $J^\pi = \frac{5}{2}^-$  state and the  $J^\pi = \frac{5}{2}^-$  state to the ground state, respectively. The subscript 1 (2) on the  $\frac{5}{2}^-$  signifies the lower (upper) of the two states with  $J^\pi = \frac{5}{2}^-$ .

It is noteworthy that the top three graphs have the same convergence pattern for  $^7\text{Li}$  and  $^7\text{Be}$  with the JISP16 and NNLO<sub>opt</sub> interactions. Considering the greatly expanded scales used for these B(M1) results, one observes that good convergence is actually attained in all cases shown in Fig. 7. In particular the convergence at the highest  $N_{\text{max}}$  shown is good over a fairly large range in  $\hbar\Omega$  from about 15 MeV to about 35 MeV. These B(M1)'s as well as the magnetic dipole moments continue to be among the best converged

of the electromagnetic observables in NCFC calculations.

Features suggestive of the mixing of the two  $\frac{5}{2}^-$  states, which were discussed above in connection with the behaviors of the excitation energies, are also apparent in the B(M1) transitions of Fig. 7. The low and the high  $\hbar\Omega$  regions of the  $^7\text{Li}$  transitions from these  $\frac{5}{2}^-$  states with the JISP16 interaction, for example, appear to support the discussions of mixing that were stimulated by the results for the excitation energies. This mixing is again seen to decrease with increasing  $N_{\text{max}}$ . In addition, one may now interpret the results for the B(M1)s from the two  $\frac{5}{2}^-$  states in  $^7\text{Be}$  as suggesting mixing that also decreases with increasing  $N_{\text{max}}$ .

In order to better examine the nuclear structure and the relationship between the different states, we present the total magnetic moment and the contributions to the total angular momentum from the orbital motions

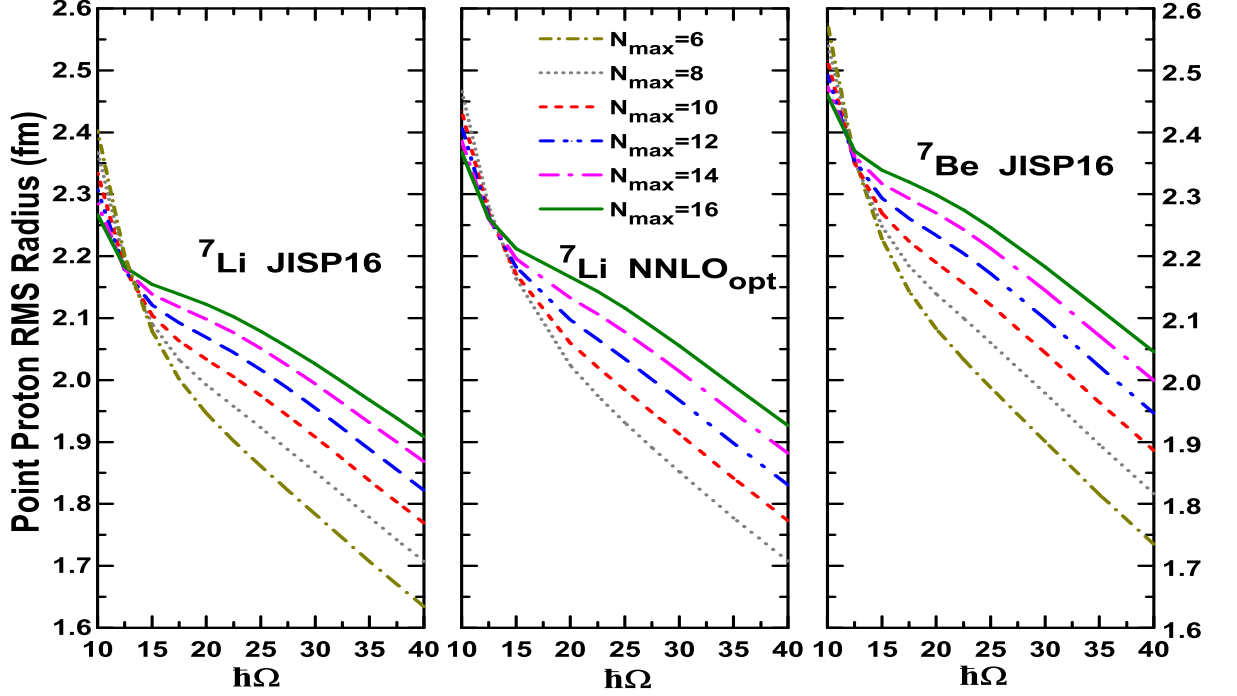


FIG. 3. (Color online) Point proton root-mean-square (rms) radius (in fm) of the ground state as a function of HO energy with JISP16 and NNLO<sub>opt</sub> for a sequence of  $N_{\max}$  values. The left and right graphs are with JISP16, and the middle graph is with NNLO<sub>opt</sub>.

of the proton and neutron as well as the contributions from intrinsic spin in Fig. 8. We follow the procedures presented in Ref. [34] and define these contributions through matrix elements of the projections of these individual contributions on the state's total angular momentum, i.e. by matrix elements of the terms on the right-hand side of the following equation:

$$J = \frac{1}{J+1} (\langle \vec{J} \cdot \vec{L}_p \rangle + \langle \vec{J} \cdot \vec{L}_n \rangle + \langle \vec{J} \cdot \vec{S}_p \rangle + \langle \vec{J} \cdot \vec{S}_n \rangle) \quad (5)$$

From top to bottom, the three graphs are for  ${}^7\text{Li}$  with JISP16,  ${}^7\text{Li}$  with NNLO<sub>opt</sub> and  ${}^7\text{Be}$  with JISP16 respectively. One may compare the top panel in Fig. 8 for  ${}^7\text{Li}$  with JISP16 to corresponding results in Ref. [34] where the results were shown through  $N_{\max} = 14$ . From the left to the right in each panel, the individual frames are for the states  $J^\pi = \frac{3}{2}^-, \frac{1}{2}^-, \frac{7}{2}^-, \frac{5}{2}_1^-$  and  $\frac{5}{2}_2^-$  successively. In the frames for the first three states, we see that the four components are well converged as they become nearly independent of the values of  $\hbar\Omega$  and  $N_{\max}$  with increasing  $N_{\max}$ .

In the two panels with the JISP16 interaction results in Fig. 8, the two states with  $J = \frac{5}{2}$  exhibit trends suggesting there is crossing and mixing as a function of  $\hbar\Omega$  at lower values of  $N_{\max}$ . We have elected to display

a larger range of results in Fig. 8 for these two states than presented in Ref. [34] in order to map out this level crossing as a function of  $N_{\max}$  and  $\hbar\Omega$ . Clearly with increasing  $N_{\max}$ , the level crossing as a function of  $\hbar\Omega$  is disappearing in the  $\hbar\Omega$  range of 10 to 40 MeV.

We also include the magnetic moment in Fig. 8 for each state (purple symbols and lines) which is a sum over the weighted contributions from the other results depicted. Thus, the magnetic moment shows a similar convergence pattern to those of its individual contributions.

Let us examine the results for the  $\frac{7}{2}^-$  state in Fig. 8 in some detail. In all cases, the intrinsic spin (green) provides almost no contribution to the total angular momentum. For  ${}^7\text{Li}$  the neutron orbital motion (blue) dominates while for  ${}^7\text{Be}$  the proton orbital motion (red) dominates as may be expected on the basis of isospin symmetry (an approximate symmetry since we include Coulomb and NNLO<sub>opt</sub> is charge-dependent). Due to the relative weightings of these contributions, the magnetic moment shows an apparent slower trend towards convergence. For example, if we take the case of  ${}^7\text{Li}$  with NNLO<sub>opt</sub>, we see that the  $\frac{7}{2}^-$  state has a negative contribution from the neutron intrinsic spin that, due to the large weighting of the neutron intrinsic

magnetic moment, provides a slower convergence pattern than observed for the  $\frac{3}{2}^-$  and  $\frac{1}{2}^-$  states. The source of this weaker convergence is the weaker convergence of the neutron spin contribution (green) in the  $\frac{7}{2}^-$  state compared to its contribution in the two lower-lying states - though it may be challenging to see this detail in the central frame of the middle panel in Fig. 8.

Finally, the properties of  ${}^7\text{Li}$  with the JISP16 and  $\text{NNLO}_{\text{opt}}$  interactions and  ${}^7\text{Be}$  with JISP16 are listed in Table.1. The results are compared to the experimental values as well as those from AV18+IL7[35][61] and chiral NN+NNN[62]. For  ${}^7\text{Li}$ , the results with different interactions are listed in columns 2-6, and those for  ${}^7\text{Be}$  are in columns 7-9. By way of an additional comparison, a recent work by Wendt, et al., [40] obtains a result of 37.14 MeV for the extrapolated ground state energy of  ${}^7\text{Li}$  with  $\text{NNLO}_{\text{opt}}$  that compares favorably with our extrapolated result of 37.3(2) MeV.

In the Appendix we provide additional results that may be useful for alternative analyses and for comparisons with other interactions. In Tables II, III and IV we present results for each observable in Table I as a function of  $\hbar\Omega$  at  $N_{\text{max}} = 16$ , the largest basis space employed in this work. Table II presents the  $\hbar\Omega$ -dependence of the observables for  ${}^7\text{Li}$  with the JISP16 interaction while Table III presents the observables for  ${}^7\text{Li}$  with  $\text{NNLO}_{\text{opt}}$ . Similarly, Table IV presents the  $\hbar\Omega$ -dependence of the observables for  ${}^7\text{Be}$  with the JISP16 interaction.

In the present work, we do not quote the uncertainty which has been explained and discussed in related references. However, the uncertainties estimated in Ref. [62] remain as valid estimates for our current uncertainties (see, for example, the extrapolation uncertainties depicted in Fig. 1) so that we can assert the following: the theoretical results with JISP16 and  $\text{NNLO}_{\text{opt}}$  interaction are in reasonable agreement with the experimental results. Nevertheless, the results with AV18+IL7 appear to be more consistent with experiment. The values in the fourth column for  $\text{NNLO}_{\text{opt}}$  show somewhat larger differences with experiment than those with JISP16 and AV18+IL7 possibly due, primarily, to slower convergence of observables in  ${}^7\text{Li}$  with this interaction.

## IV. SUMMARY

We have calculated the properties of  ${}^7\text{Li}$  and  ${}^7\text{Be}$  with the JISP16 and  $\text{NNLO}_{\text{opt}}$  interactions in the no-core full configuration (NCFC) approach. We present results with the many-body truncation parameter  $N_{\text{max}}$  up through 16 and for natural parity ( $N_{\text{max}}$  is even). We obtained the energies of the ground and excited states, point proton rms radii, magnetic and quadrupole moments, E2 and M1 transitions. To our knowledge, this is the first time that properties of  ${}^7\text{Li}$  with  $\text{NNLO}_{\text{opt}}$  are presented. The theoretical results and experimental data are compared in Table. 1. Taking into consideration the attained degree of convergence, we find the results with JISP16 or AV18+IL7 are in better agreement with the experimental data than those with  $\text{NNLO}_{\text{opt}}$ . In order to aid in the diagnostics of individual states and to better understand the generally good convergence of magnetic moments, we decompose the magnetic moment contributions into proton and neutron orbital and spin components. This aids us, for example, to observe level crossing in the  $J = \frac{5}{2}$  states found with the JISP16 interaction in both  ${}^7\text{Li}$  and  ${}^7\text{Be}$ . Interestingly, we did not observe this level crossing in  ${}^7\text{Li}$  with  $\text{NNLO}_{\text{opt}}$ .

## V. ACKNOWLEDGMENTS

We acknowledge useful discussions with Andrey Shirokov and Mark Caprio. This work was supported by the National Natural Science Foundation of China (grant no. 11205004), by the US Department of Energy under Grants No. DESC0008485 (SciDAC/NUCLEI) and No. DE-FG02-87ER40371, by the US National Science Foundation under Grant No. 0904782. Computational resources were provided by the National Energy Research Supercomputer Center (NERSC), which is supported by the Office of Science of the U.S. Department of Energy under Contract No. DE-AC02-05CH11231. Computational resources were also provided by the Argonne Leadership Computing Facility (ALCF) (US DOE Contracts No. DE-AC02-05CH11231 and DE-AC02-06CH11357) and under an INCITE award (US DOE Office of Advanced Scientific Computing Research).

## VI. APPENDIX

In this Appendix we present tables of observables beginning with Tables II and III for  ${}^7\text{Li}$  along with Table IV for  ${}^7\text{Be}$  calculated at the highest  $N_{\text{max}}$  that we attained in order to facilitate additional investigations and comparisons with alternative interactions.

---

[1] R. Machleidt, Phys. Rev. C 63, 024001 (2001).

[2] V. G. J. Stoks, R. A. M. Klomp, C.P.E. Terheggen and J. J. de Swart, Phys. Rev. C 49, 2950 (1994).

- [3] R. B. Wiringa, V. G. J. Stoks and R. Schiavilla, Phys. Rev. C 51, 38 (1995).
- [4] J. Carlson, V. R. Pandharipande and R. B. Wiringa, Nucl. Phys. A 401, 59 (1983).
- [5] B. S. Pudliner, V. R. Pandharipande, J. Carlson, S. C. Pieper and R. B. Wiringa, Phys. Rev. C 56, 1720 (1997).
- [6] S. C. Pieper, V. R. Pandharipande, R. B. Wiringa and J. Carlson, Phys. Rev. C 64, 014001 (2001).
- [7] S. A. Coon, M. D. Scadron, P. C. McNamee, B. R. Barrett, D. W. E. Blatt and B. H. J. McKellar, Nucl. Phys. A 317, 242 (1979).
- [8] J. L. Friar, D. Hüer and U. van Kolck, Phys. Rev. C 59, 53 (1999).
- [9] D. Hüer, J. L. Friar, A. Nogga, H. Witala and U. van Kolck, Few-Body Syst. 30, 95 (2001).
- [10] P. F. Bedaque, H. -W. Hammer and U. van Kolck, Phys. Rev. Lett. 82, 463 (1999).
- [11] E. Epelbaum, A. Nogga, W. Glöckle, H. Kamada, Ulf-G. Meißner, and H. Witala, Phys. Rev. C 66, 064001 (2002).
- [12] D. R. Entem and R. Machleidt, Phys. Lett. B 524, 93 (2002); Phys. Rev. C 68, 041001 (2003) (R).
- [13] P. Navrátil, J. P. Vary, B. R. Barrett, Phys. Rev. Lett. 84, 5728 (2000).
- [14] P. Navrátil, J. P. Vary, and B. R. Barrett, Phys. Rev. C 62, 054311 (2000).
- [15] B. R. Barrett, P. Navrátil, J. P. Vary, Prog. Part. Nucl. Phys. 69, 131 (2013).
- [16] S. C. Pieper, R. B. Wiringa, J. Carlson, Phys. Rev. C 70, 054325 (2004).
- [17] M. Pervin, S. C. Pieper, R. B. Wiringa, Phys. Rev. C 76, 064319 (2007).
- [18] L. E. Marcucci, M. Pervin, S. C. Pieper, R. Schiavilla, R. B. Wiringa, Phys. Rev. C 78, 065501 (2008).
- [19] G. Hagen, T. Papenbrock, D. J. Dean, Phys. Rev. Lett. 103, 062503 (2009).
- [20] G. Hagen, T. Papenbrock, D. J. Dean, and M. Hjorth-Jensen Phys. Rev. C. 82, 034330 (2010).
- [21] D. Lee, Prog. Part. Nucl. Phys. 63, 117 (2009).
- [22] E. Epelbaum, H. Krebs, D. Lee and U. G. Meissner, Phys. Rev. Lett. 106, 192501 (2011).
- [23] P. Maris, J. P. Vary and A. M. Shirokov, Phys. Rev. C 79, 014308 (2009).
- [24] C. Cockrell, J. P. Vary and P. Maris, Phys. Rev. C 86, 034325 (2012).
- [25] S. K. Bogner, R. J. Furnstahl, P. Maris, R. J. Perry, A. Schwenk, and J. P. Vary, Nucl. Phys. A 801, 21 (2008).
- [26] A. M. Shirokov, A. I. Mazur, S. A. Zaytsev, J. P. Vary and T. A. Weber, Phys. Rev. C 70, 044005 (2004).
- [27] A. M. Shirokov, J. P. Vary, A. I. Mazur, S. A. Zaytsev and T. A. Weber, Phys. Lett. B 621, 96 (2005).
- [28] A. M. Shirokov, J. P. Vary, A. I. Mazur and T. A. Weber, Phys. Lett. B 644, 33 (2007).
- [29] A. Ekström, G. Baardsen, C. Forssén, G. Hagen, M. Hjorth-Jensen, G. R. Jansen, R. Machleidt, W. Nazarewicz, T. Papenbrock, J. Sarich, and S. M. Wild, Phys. Rev. Lett. 110, 192502 (2013).
- [30] A. D. Alhaidari, H. A. Yamani, E. J. Heller and M. S. Abdelmonem The J-Matrix Method. Developments and Applications 219 (Springer, 2008)
- [31] R. A. Arndt, W. J. Briscoe, I. I. Strakovsky, and R. L. Workman, Phys. Rev. C 76, 025209 (2007).
- [32] A. M. Shirokov, J. P. Vary, A. I. Mazur, and T. A. Weber, Phys. At. Nucl. 71, 1232 (2008).
- [33] P. Maris, A. M. Shirokov, and J. P. Vary, Phys. Rev. C 81, 021301 (2010).
- [34] P. Maris, J. P. Vary, Int. Jour. Mod. Phys. E 22, 7 1330016 (2013)
- [35] A. M. Shirokov, V. A. Kulikov, P. Maris and J. P. Vary Chapter 8: Bindings and Spectra of Light Nuclei with JISP16 In: NN and 3N Interactions, Nova Science Publishers, Inc 2014.
- [36] R. Machleidt and D. Entem, Phys. Rep. 503, 1 (2011).
- [37] E. Epelbaum, H. -W. Hammer, and Ulf-G. Meißner, Rev. Mod. Phys. 81, 1773 (2009).
- [38] M. Kortelainen, T. Lesinski, J. Moré, W. Nazarewicz, J. Sarich, N. Schunck, M. V. Stoitsov, and S. Wild, Phys. Rev. C 82, 024313 (2010).
- [39] T. Munson, J. Sarich, S. M. Wild, S. Benson, and L. C. McInnes, Technical Memorandum ANL/MCS-TM-322, Argonne National Laboratory, Argonne, Illinois (2012), see <http://www.mcs.anl.gov/tao>.
- [40] K. A. Wendt, C. Forssén, T. Papenbrock and D. Sf, Phys. Rev. C 91, 061301 (2015).
- [41] P. Sternberg, E. G. Ng, C. Yang, P. Maris, J. P. Vary, M. Sosonkina and H. V. Le, Accelerating configuration interaction calculations for nuclear structure, in Proc. of the 2008 ACM/IEEE conf. on Superscomputing, IEEE Press, Piscataway, NJ, pp. 15:1-15:12 (2008).
- [42] P. Maris, M. Sosonkina, J. P. Vary, E. G. Ng and C. Yang, Proc. Comput. Sci. 1, 97 (2010).
- [43] H. M. Aktulga, C. Yang, E. G. Ng, P. Maris and J. P. Vary, Improving the scalability of symmetric iterative Eigensolver for multi-core platforms, Concurrency Computat.:Pract.Exper. vol.26 issue 16 pp.2631-2651 2014.
- [44] E. D. Jurgenson, P. Maris, R. J. Furnstahl, P. Navratil, W. E. Ormand and J. P. Vary, Phys. Rev. C 87, no. 5, 054312 (2013).
- [45] J. Dohet-Eraly, P. Navratil, S. Quaglioni, W. Horiuchi, G. Hupin and F. Raimondi, Phys. Lett. B 757, 430 (2016).
- [46] C. Forssen, J. P. Vary, E. Caurier and P. Navrátil, Phys. Rev. C 77, 024301 (2008).
- [47] S. A. Coon, M. I. Avetian, M. K. G. Kruse, U. van Kolck, P. Maris and J. P. Vary, Phys. Rev. C 86, 054002 (2012).
- [48] R. J. Furnstahl, G. Hagen and T. Papenbrock, Phys. Rev. C 86, 031301 (2012).
- [49] S. N. More, A. Ekstrm, R. J. Furnstahl, G. Hagen and T. Papenbrock, Phys. Rev. C 87, no. 4, 044326 (2013).
- [50] R. J. Furnstahl, T. Papenbrock and S. N. More, Phys. Rev. C 89, no. 4, 044301 (2014).
- [51] S. Knig, S. K. Bogner, R. J. Furnstahl, S. N. More and T. Papenbrock, Phys. Rev. C 90, no. 6, 064007 (2014).
- [52] R. J. Furnstahl, G. Hagen, T. Papenbrock and K. A. Wendt, J. Phys. G 42, no. 3, 034032 (2015).
- [53] D. Odell, T. Papenbrock and L. Platter, Phys. Rev. C 93, no. 4, 044331 (2016).
- [54] A. Nogga, P. Navrátil, B. R. Barrett, J.P. Vary, Phys. Rev. C 73 064002 (2006).
- [55] M. A. Caprio, P. Maris and J. P. Vary, Phys. Rev. C 86, 034312 (2012).
- [56] M. A. Caprio, P. Maris and J. P. Vary, Phys. Lett. B 719, 179 (2013).
- [57] P. Maris, M. A. Caprio and J. P. Vary, Phys. Rev. C 91, no. 1, 014310 (2015).
- [58] M. A. Caprio, P. Maris, J. P. Vary and R. Smith, Rom. J. Phys. 60, no. 5-6, 738 (2015).



- [59] M. A. Caprio, P. Maris, J. P. Vary and R. Smith, Int. J. Mod. Phys. E **24**, no. 09, 1541002 (2015).
- [60] D. R. Tilley, C. M. Cheves, J. L. Godwin, G. M. Hale, H. M. Hofmann, J. H. Kelley, C. G. Sheu and H. R. Weller, Nucl. Phys. A 708, 3 (2002). and updated on [www.nndc.bnl.gov](http://www.nndc.bnl.gov)
- [61] S. Pastore, S. C. Pieper, R. Schiavilla, and R. B. Wiringa, Phys. Rev. C **87**, 035503 (2013).
- [62] P. Maris, J. P. Vary and P. Navrátil, Phys. Rev. C **87**, 014327 (2013); arXiv: 1205.5686.

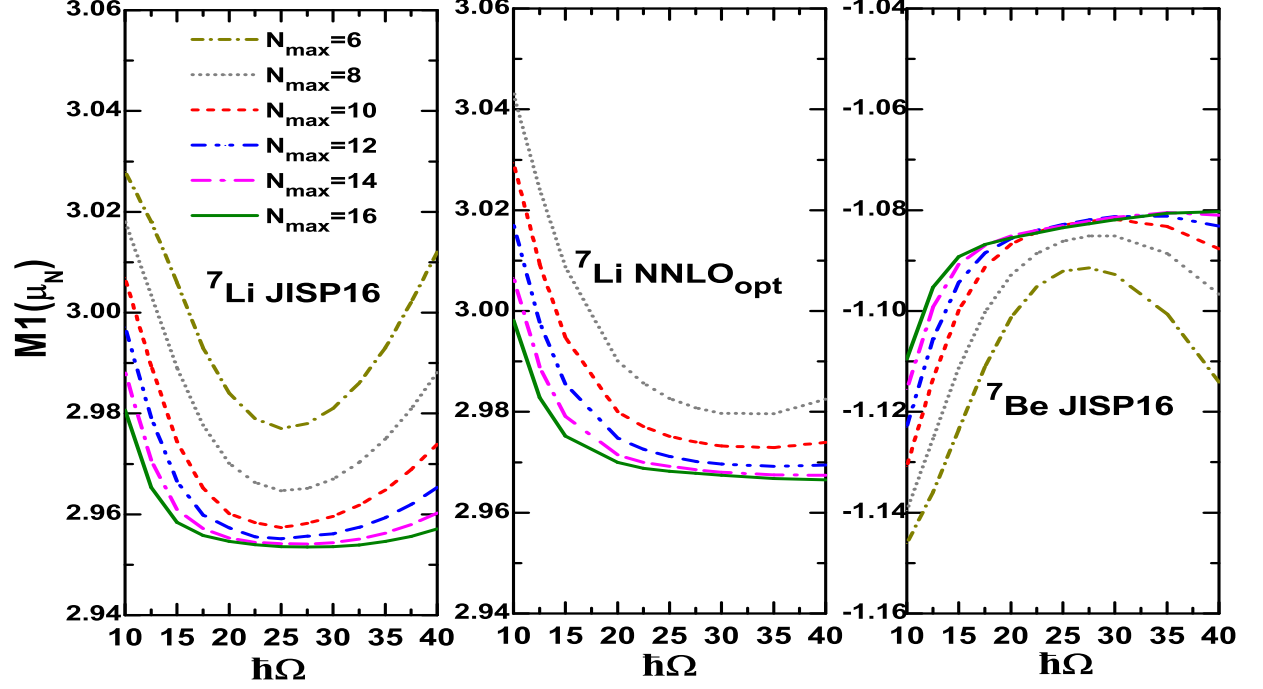


FIG. 4. (Color online) Magnetic dipole moment of the ground state shown as a function of the HO energy for  ${}^7\text{Be}$  and  ${}^7\text{Li}$  with the JISP16 and  $\text{NNLO}_{\text{opt}}$  interactions.

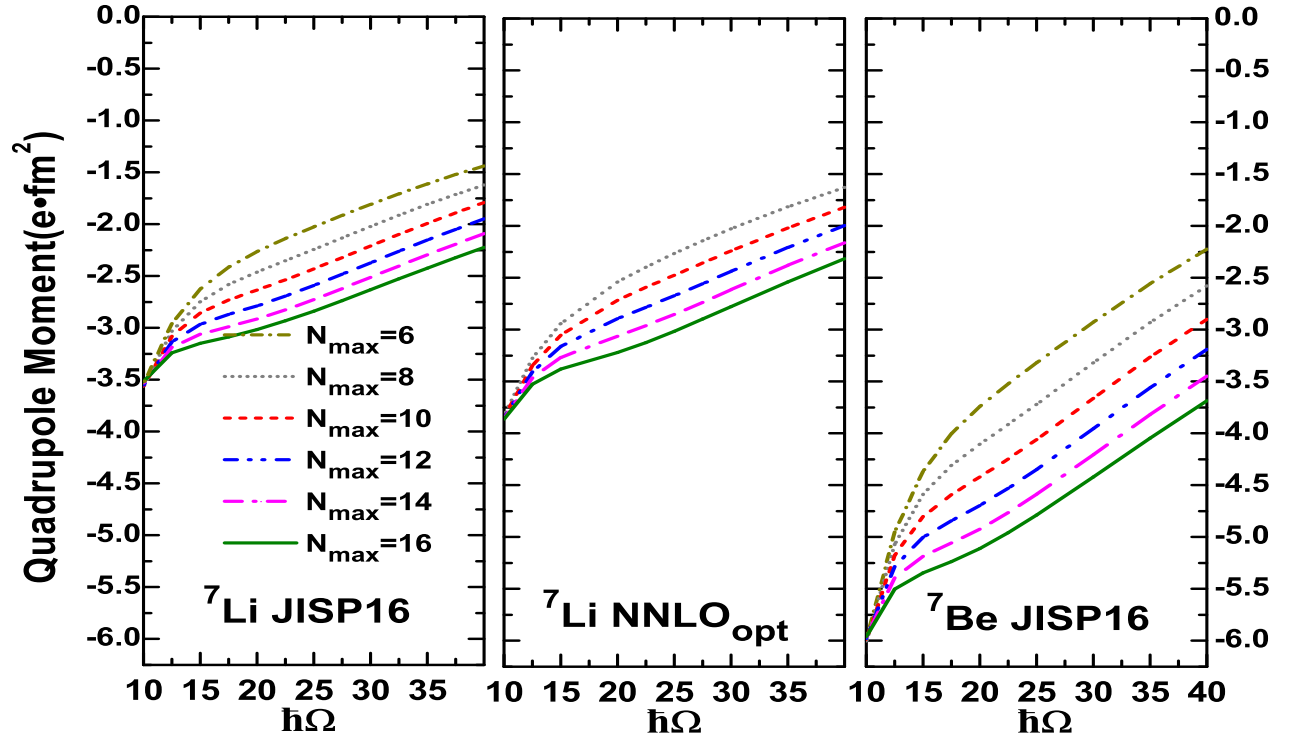


FIG. 5. (Color online) Quadrupole moment of the ground state as a function of the HO energy with a sequence of  $N_{\text{max}}$  values for  ${}^7\text{Be}$  and  ${}^7\text{Li}$ .

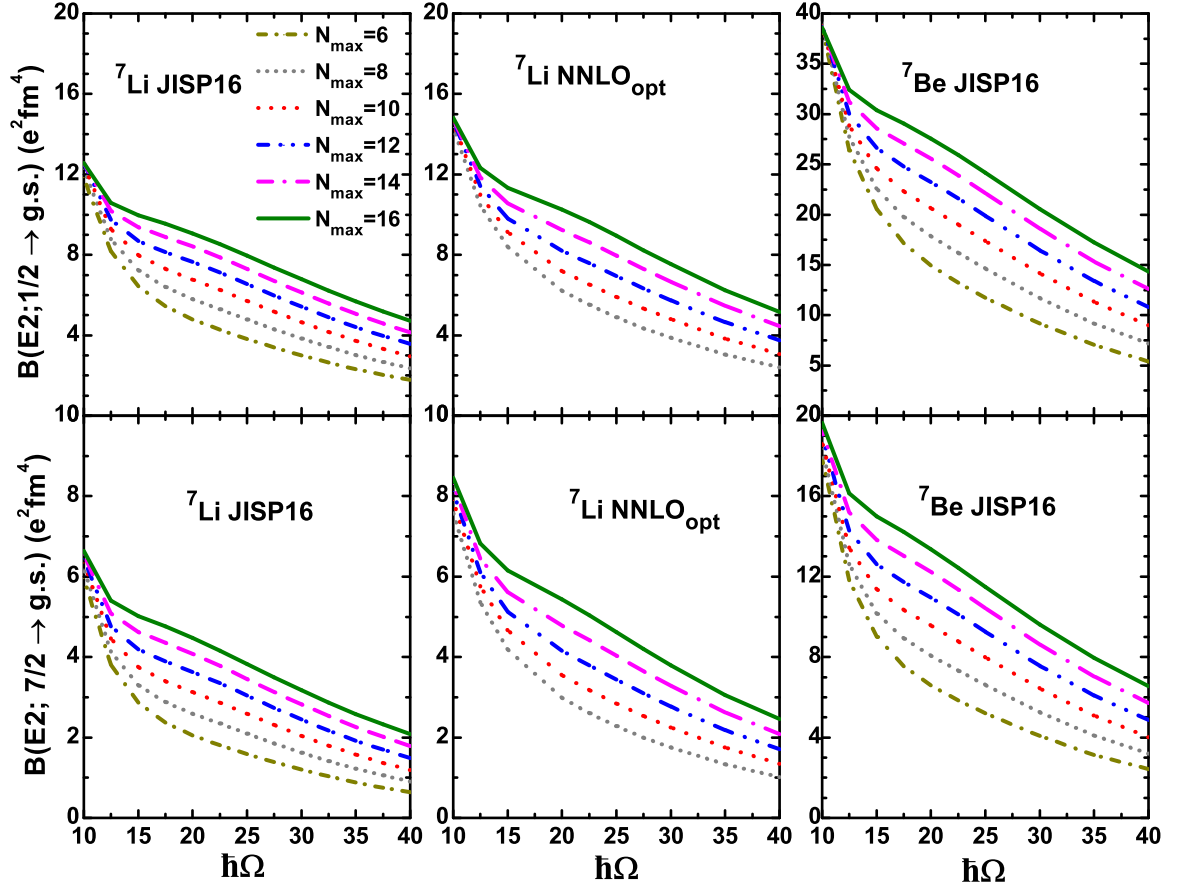


FIG. 6. (Color online)  $B(E2)$  to the ground state ( $J^\pi = \frac{3}{2}^-$ ) from the states  $J^\pi = \frac{1}{2}^-$  (top) and  $J^\pi = \frac{7}{2}^-$  (bottom) as a function of the HO energy with a sequence of  $N_{\text{max}}$  values. The abbreviation "g.s." signifies the ground state.

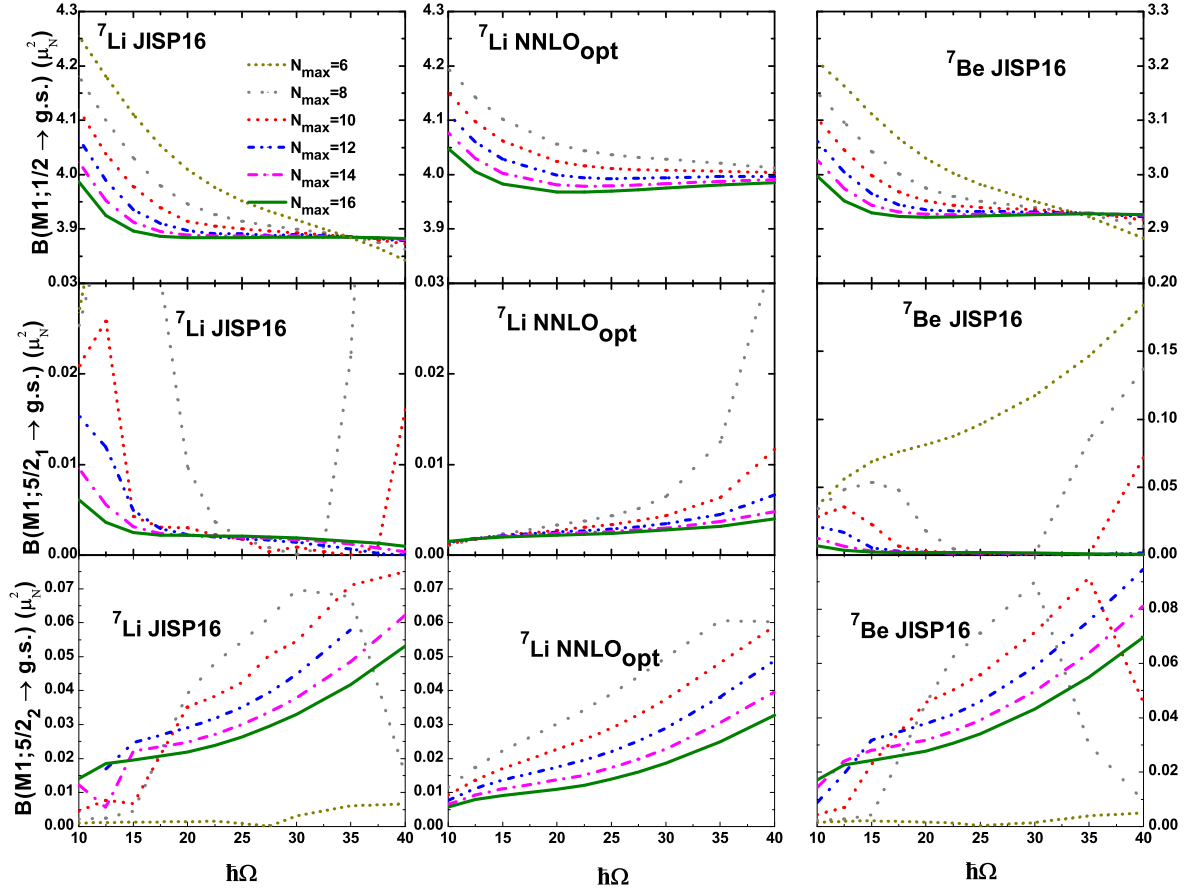
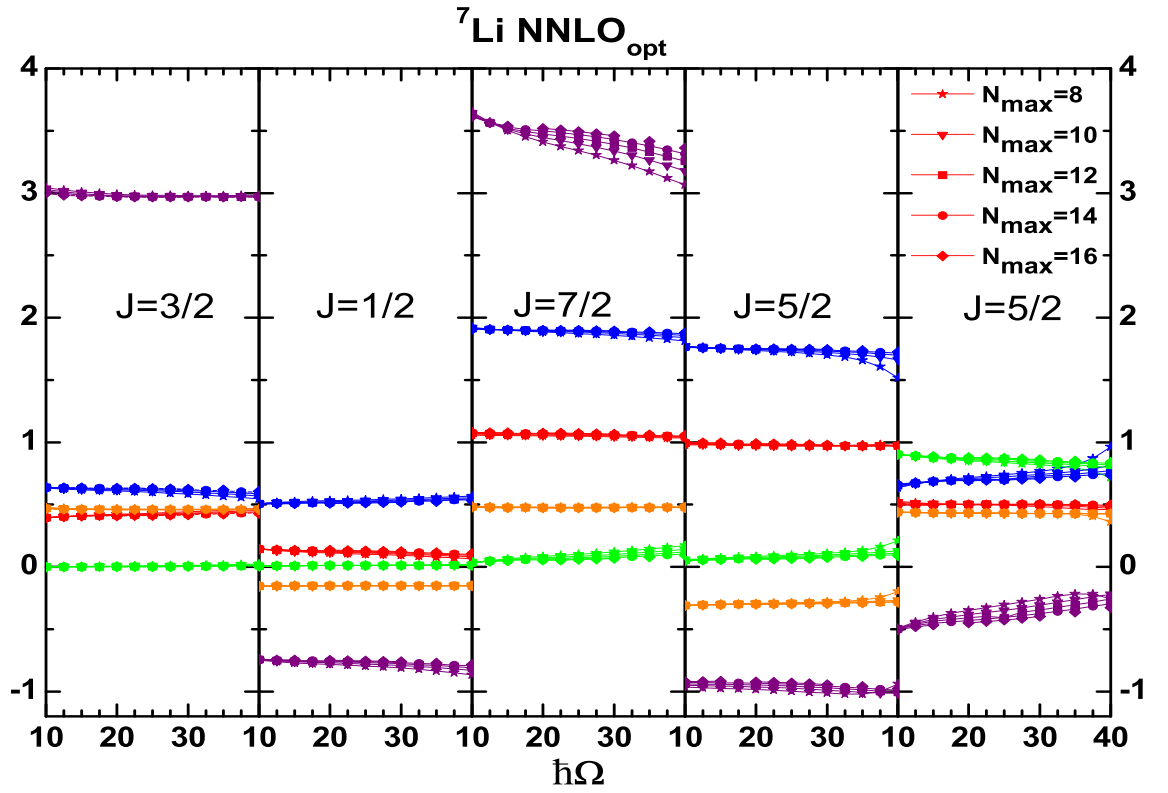
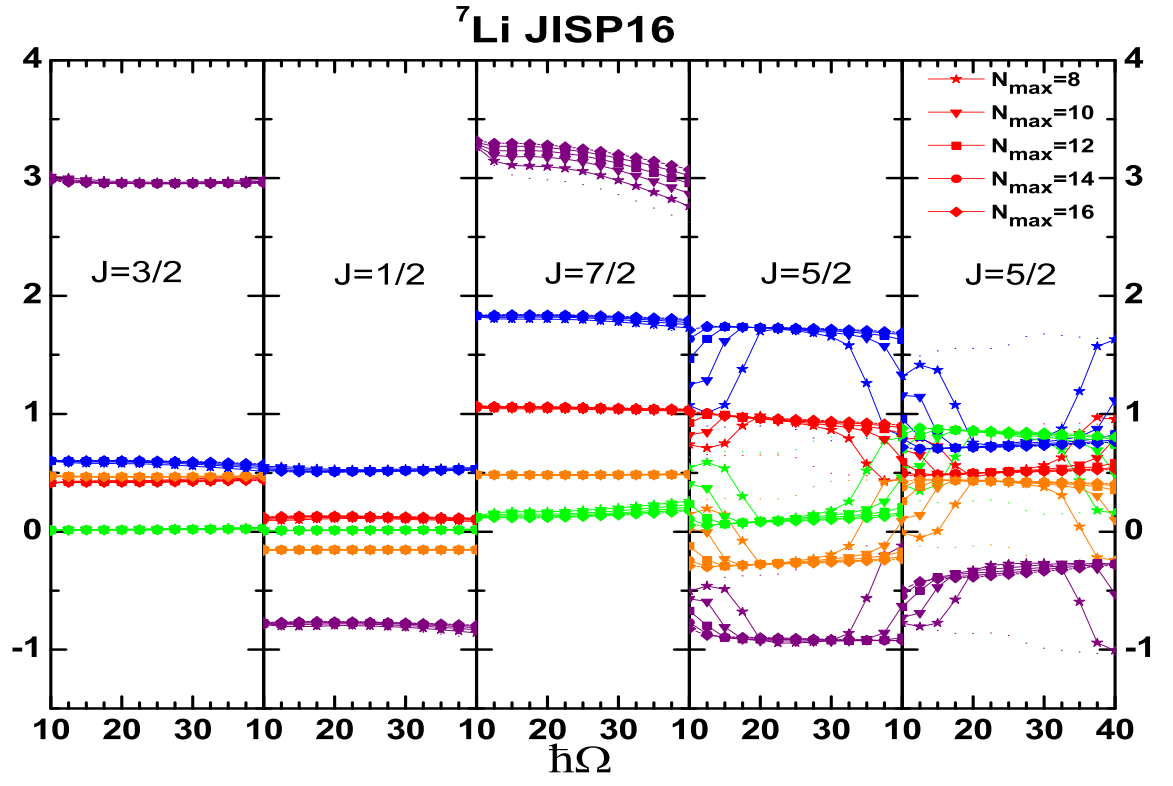


FIG. 7. (Color online) B(M1) to the ground state ( $J^\pi = \frac{3}{2}^-$ ) from the states ( $J^\pi = \frac{1}{2}^-$ ) (top), ( $J^\pi = \frac{5}{2}_1^-$ ) (middle) and ( $J^\pi = \frac{5}{2}_2^-$ ) (bottom) as a function of the HO energy for  ${}^7\text{Li}$  and  ${}^7\text{Be}$  with JISP16 and NNLO<sub>opt</sub>. Note the expanded scales used to reveal similarities and differences in the details.



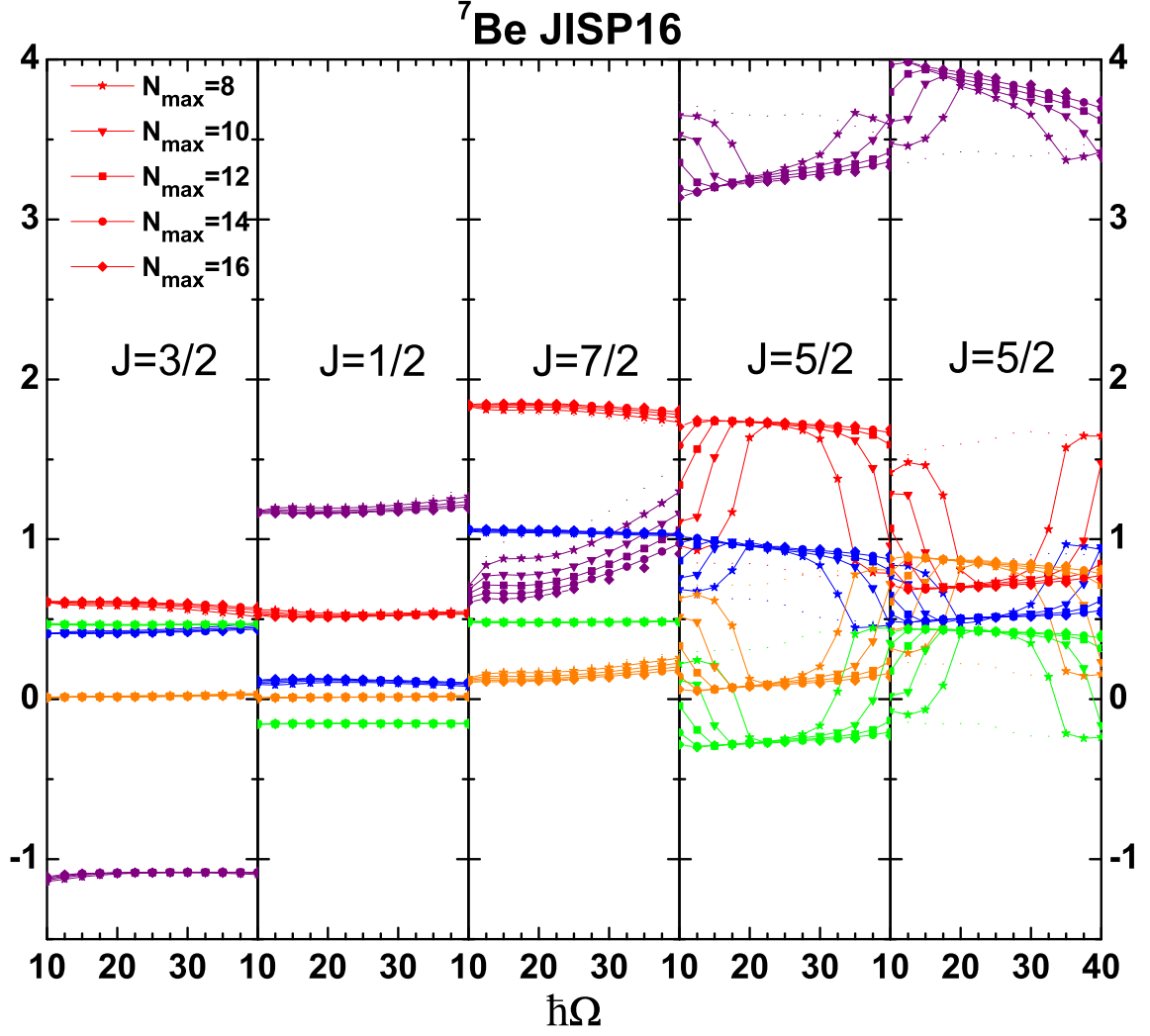


FIG. 8. (Color online) The three multiframe panels from top to bottom describe the spin decomposition and total magnetic moment for  ${}^7\text{Li}$  with JISP16,  ${}^7\text{Li}$  with NNLO<sub>opt</sub> and  ${}^7\text{Be}$  with JISP16 respectively. They are presented as a function of the HO energy with a sequence of  $N_{\text{max}}$  values. We show the contributions from the proton orbital motion (red), neutron orbital motion (blue), proton intrinsic spin (orange), and neutron intrinsic spin (green) to their respective angular momenta in units with  $\hbar = 1$  so the vertical axis is dimensionless. The purple symbols with connecting lines present the total magnetic moment in units of  $\mu_N$ .

TABLE I. Experimental data and the corresponding theoretical results for  ${}^7\text{Li}$  and  ${}^7\text{Be}$  using the chiral NN+NNN, AV18+IL7, JISP16 and NNLO<sub>opt</sub> interactions. Energies are in MeV, point proton rms radii are in femtometers, quadrupole moments Q are in  $\text{e} \cdot \text{fm}^2$ ,  $\mu$  are in  $\mu_N$ , B(E2) are in  $\text{e}^2\text{fm}^4$ , and B(M1) are in  $\mu_N^2$ . Columns 2-6 are for  ${}^7\text{Li}$  and Columns 7-9 are for  ${}^7\text{Be}$ . Our calculations for  ${}^7\text{Li}$  are with JISP16 and NNLO<sub>opt</sub>,  ${}^7\text{Be}$  calculations are with JISP16 and all are at  $N_{\text{max}} = 16$ . The results of point proton rms radii, quadrupole moments and B(E2)'s are at  $\hbar\Omega = 10$  MeV, and the other results are at  $\hbar\Omega = 20$  MeV all at  $N_{\text{max}} = 16$ . This  $N_{\text{max}}$  value and these  $\hbar\Omega$  values are adopted as we estimate this is where the cited results are closest to convergence. Our extrapolated ground state energies ( $E_{gs}^{\text{extrap}}$ ) are taken from the results in Fig. 1 where the extrapolation uncertainty is estimated following the methods of Ref. [34]. The uncertainty is given in parenthesis for the last significant figure quoted. We also quote uncertainties from the cited references for other observables. The experimental data are from Ref. [60] for energies, from Ref. [24][61] for the other observables. The chiral NN+NNN results come from Ref. [62]. (OLS is the abbreviation of Okubo-Lee-Suzuki, the renormalization method employed). The results for AV18+IL7 are from Refs. [61].

Observable	${}^7\text{Li}$					${}^7\text{Be}$		
	Exp.	JISP16	NNLO <sub>opt</sub>	AV18/IL7	Chiral NN+NNN(OLS)	Exp.	JISP16	AV18/IL7
$E_{gs}(\frac{3}{2}^-)$	39.245	38.412	36.703	39.0(1)	38.60(44)	37.601	36.763	37.4(1)
$E_{gs}^{\text{extrap}}$		38.59(7)	37.3(2)				36.97(8)	
$\langle r_p^2 \rangle^{1/2}$	2.31	2.267	2.368	2.28	2.11	2.51	2.46	2.47
$E_x(\frac{1}{2}^-)$	0.478	0.551	0.258	0.1(1)	0.382(69;24)	0.429	0.538	0.1(1)
$E_x(\frac{7}{2}^-)$	4.630	5.262	5.33	4.9(1)	5.20(22;12)	4.57	5.184	-
$E_x^1(\frac{5}{2}^-)$	6.680	7.209	6.776	6.5(1)	7.50(16;23)	6.73	7.126	-
$E_x^2(\frac{5}{2}^-)$	7.460	8.207	8.502	7.7(2)	8.31(01;17)	7.21	7.959	-
$Q_{g.s.}$	-4.00	-3.517	-3.864	-4.0(1)	-2.75	-	-5.961	-6.7(1)
$\mu$	3.256	2.955	2.97	3.24(1)	2.993	-1.398	-1.086	-1.42(1)
B(E2; $\frac{1}{2}^-$ )	15.7	12.572	14.822	-	7.30	-	38.603	-
B(E2; $\frac{7}{2}^-$ )	3.4	6.635	8.457	-	3.4	-	19.637	-
B(M1; $\frac{1}{2}^-$ )	4.92	3.884	3.968	3.13(2)	4.068	-	2.922	2.72(2)
B(M1; $\frac{5}{2}_1^-$ )	-	0.0022	0.0022	-	0.004	-	0.0019	-

TABLE II. Theoretical results for  ${}^7\text{Li}$  using the JISP16 interaction at  $N_{\text{max}} = 16$  as a function of the HO basis frequency (in MeV). Energies are in MeV, point proton rms radii are in femtometers, quadrupole moments  $Q$  are in  $\text{e} \cdot \text{fm}^2$ ,  $\mu$  are in  $\mu_N$ ,  $B(E2)$  are in  $\text{e}^2\text{fm}^4$ , and  $B(M1)$  are in  $\mu_N^2$ .

	${}^7\text{Li}$						JISP16							
Observable	10.0	12.5	15.0	17.5	20.0	22.5	25.0	27.5	30.0	32.5	35.0	37.5	40.0	
$E_{gs}(\frac{3}{2}^-)$	-35.737	-37.636	-38.249	-38.408	-38.412	-38.348	-38.234	-38.072	-37.855	-37.576	-37.229	-36.808	-36.308	
$< r_p^2 >^{1/2}$	2.2670	2.1828	2.1546	2.1388	2.1221	2.1021	2.0790	2.0534	2.0260	1.9974	1.9680	1.9381	1.9083	
$E_x(\frac{1}{2}^-)$	0.711	0.616	0.561	0.547	0.551	0.564	0.582	0.606	0.636	0.671	0.711	0.758	0.810	
$E_x(\frac{7}{2}^-)$	5.262	5.245	5.239	5.248	5.262	5.277	5.291	5.301	5.304	5.299	5.282	5.254	5.211	
$E_x^1(\frac{5}{2}^-)$	7.317	7.265	7.165	7.157	7.209	7.290	7.388	7.498	7.615	7.737	7.862	7.988	8.112	
$E_x^2(\frac{5}{2}^-)$	8.029	8.105	8.129	8.160	8.207	8.267	8.335	8.407	8.480	8.549	8.613	8.669	8.716	
$Q_{g.s.}$	-3.5170	-3.2392	-3.1472	-3.0860	-3.0157	-2.9319	-2.8378	-2.7371	-2.6330	-2.5279	-2.4237	-2.3216	-2.2227	
$\mu$	2.9807	2.9653	2.9584	2.9558	2.9546	2.9540	2.9536	2.9535	2.9536	2.9539	2.9546	2.9556	2.9571	
$B(E2; \frac{1}{2}^-)$	12.5722	10.5930	9.9597	9.5410	9.0733	8.5364	7.9583	7.3669	6.7826	6.2192	5.6858	5.1875	4.7269	
$B(E2; \frac{7}{2}^-)$	6.6345	5.3987	5.0207	4.7622	4.4758	4.1577	3.8256	3.4943	3.1736	2.8694	2.5854	2.3233	2.0837	
$B(M1; \frac{1}{2}^-)$	0.0141	0.0185	0.0196		0.0219	0.0239	0.0264	0.0295	0.0330		0.0418		0.0531	
$B(M1; \frac{5}{2}_1^-)$	0.0061	0.0036	0.0025	0.0022	0.0022	0.0021	0.0021	0.0020	0.0019	0.0017	0.0015	0.0013	0.0010	

TABLE III. Theoretical results for  ${}^7\text{Li}$  using the  $\text{NNLO}_{\text{opt}}$  interaction at  $N_{\text{max}} = 16$  as a function of the HO basis frequency (in MeV). Energies are in MeV, point proton rms radii are in femtometers, quadrupole moments  $Q$  are in  $\text{e} \cdot \text{fm}^2$ ,  $\mu$  are in  $\mu_N$ ,  $B(E2)$  are in  $\text{e}^2\text{fm}^4$ , and  $B(M1)$  are in  $\mu_N^2$ .

	${}^7\text{Li}$						$\text{NNLO}_{\text{opt}}$			
Observable	10.0	12.5	15.0	20.0	22.5	25.0	27.5	30.0	35.0	40.0
$E_{gs}(\frac{3}{2}^-)$	-31.802	-34.747	-36.068	-36.703	-36.665	-36.524	-36.300	-35.995	-35.135	-33.916
$< r_p^2 >^{1/2}$	2.3684	2.2609	2.2122	2.1662	2.1428	2.1161	2.0866	2.0555	1.9909	1.9267
$E_x(\frac{1}{2}^-)$	0.200	0.230	0.244	0.258	0.266	0.278	0.294	0.313	0.362	0.426
$E_x(\frac{7}{2}^-)$	5.169	5.270	5.296	5.330	5.350	5.368	5.381	5.386	5.362	5.281
$E_x^1(\frac{5}{2}^-)$	6.190	6.502	6.634	6.776	6.859	6.955	7.062	7.175	7.409	7.638
$E_x^2(\frac{5}{2}^-)$	7.778	8.160	8.332	8.502	8.579	8.661	8.745	8.826	8.971	9.076
$Q_{g.s.}$	-3.8637	-3.5264	-3.3799	-3.2191	-3.1242	-3.0154	-2.8981	-2.7773	-2.5385	-2.3156
$\mu$	2.9982	2.9828	2.9752	2.9700	2.9688	2.9682	2.9678	2.9674	2.9668	2.9665
$\text{B}(\text{E}2; \frac{1}{2}^-)$	14.8216	12.3350	11.3249	10.2451	9.6279	8.9438	8.2359	7.5378	6.2494	5.1541
$\text{B}(\text{E}2; \frac{7}{2}^-)$	8.4572	6.8208	6.1488	5.4303	5.0391	4.6193	4.1966	3.7894	3.0581	2.4549
$\text{B}(\text{M}1; \frac{1}{2}^-)$	0.0057	0.0079	0.0091	0.0109	0.0122	0.0139	0.0160	0.0186	0.0249	0.0328
$\text{B}(\text{M}1; \frac{5}{2}_1^-)$	0.0015	0.0018	0.0020	0.0022	0.0023	0.0024	0.0026	0.0028	0.0032	0.0040



TABLE IV. Theoretical results for  ${}^7\text{Be}$  using the JISP16 interaction at  $N_{\text{max}} = 16$  as a function of the HO basis frequency (in MeV). Energies are in MeV, point proton rms radii are in femtometers, quadrupole moments  $Q$  are in  $\text{e} \cdot \text{fm}^2$ ,  $\mu$  are in  $\mu_N$ ,  $B(E2)$  are in  $\text{e}^2\text{fm}^4$ , and  $B(M1)$  are in  $\mu_N^2$ .

Observable	${}^7\text{Be}$								JISP16	
	10.0	12.5	15.0	17.5	20.0	22.5	25.0	30.0	35.0	40.0
$E_{gs}(\frac{3}{2}^-)$	-34.173	-36.020	-36.617	-36.768	-36.763	-36.688	-36.562	-36.148	-35.481	-34.512
$\langle r_p^2 \rangle^{1/2}$	2.4602	2.3699	2.3389	2.3200	2.2992	2.2745	2.2463	2.1828	2.1145	2.0454
$E_x(\frac{1}{2}^-)$	0.680	0.594	0.545	0.533	0.538	0.552	0.572	0.629	0.706	0.806
$E_x(\frac{7}{2}^-)$	5.159	5.155	5.155	5.167	5.184	5.203	5.219	5.236	5.217	5.146
$E_x^1(\frac{5}{2}^-)$	7.149	7.136	7.058	7.064	7.126	7.217	7.324	7.564	7.822	8.081
$E_x^2(\frac{5}{2}^-)$	7.713	7.816	7.855	7.899	7.959	8.034	8.117	8.288	8.441	8.559
$Q_{g.s.}$	-5.9606	-5.5007	-5.3452	-5.2365	-5.1095	-4.9582	-4.7890	-4.4222	-4.0468	-3.6847
$\mu$	-1.1095	-1.0953	-1.0892	-1.0868	-1.0855	-1.0845	-1.0835	-1.0819	-1.0806	-1.0803
$B(E2; \frac{1}{2}^-)$	38.6033	32.4351	30.3921	29.0496	27.5840	25.9239	24.1499	20.5653	17.2367	14.3295
$B(E2; \frac{7}{2}^-)$	19.6365	16.1327	15.0053	14.2196	13.3676	12.4383	11.4801	9.6202	7.9558	6.5396
$B(M1; \frac{1}{2}^-)$	0.0171	0.0227	0.0243		0.0277	0.0306	0.0341	0.0432	0.0549	0.0696
$B(M1; \frac{5}{2}_1^-)$	0.0069	0.0036	0.0024	0.0020	0.0019	0.0018	0.0018	0.0015	0.0011	0.0005