



Enabling Hydrogen Infrastructure Through Science-based Codes and Standards

Chris LaFleur

**Project Team: Alice Muna, Gabriela Bran-Anleu, Brian Ehrhart,
Myra Blaylock**

Sandia National Laboratories

June 14, 2018

SAND2018-XXXX PE

Project ID SCS025

This presentation does not contain any proprietary, confidential, or otherwise restricted information



Overview

Timeline

- Project start date: Oct. 2003
- Project end date: Sept. 2018*

*Project continuation and direction determined annually by DOE

Budget

- FY17 DOE Funding: \$2.1
- Planned FY18 DOE Funding: \$1.5M

(Funding numbers include SCS#010, SCS#011 and SCS#025: Behavior, Risk and Infrastructure/Code program elements)

Barriers

- F. Insufficient Technical Data to Revise Standards
- H. Insufficient Synchronization of National Codes and Standards
- K. No Consistent Codification Plan and Process for Synchronization of R&D and Code Development
- L. Usage and Access Restrictions – parking structures, tunnels and other usage areas

Partners

Industry & research collaborators:

FirstElement Fuel, Inc., Linde, HySafe

SDO/CDO participation:

NFPA 2/55, DOT Tunnel Jurisdictions

International engagement:

HySafe, PRESLHY



Relevance

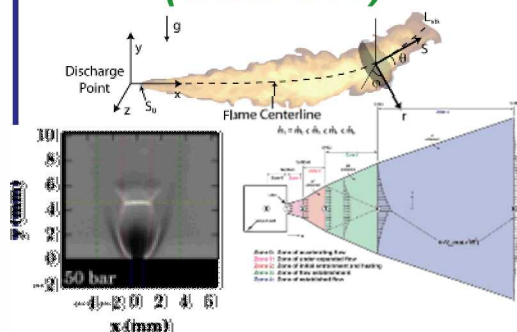
Objective: Utilize fundamental science and engineering to enable the growth of hydrogen infrastructure and improve the basis of Codes & Standards

- Revise/update codes & standards that address critical limitations to station implementation
- Streamline cost and time for station permitting by demonstration of alternative approaches to code compliance

Barrier from SCS MYRDD		SNL Impact
F.	Insufficient Technical Data to Revise Standards	Build tools to enable industry-led C&S revision and safety analyses to be based on a strong science & engineering basis
H.	Insufficient Synchronization of National Codes and Standards	Develop and demonstrate risk-equivalent station design
K.	No Consistent Codification Plan and Process for Synchronization of R&D and Code Development	Apply H2-specific QRA tools & methods to support code improvement and to enable risk-equivalent code compliance option
L.	Usage and Access Restrictions – parking structures, tunnels and other usage areas	Develop scenario specific analysis of hydrogen behavior and consequences and evaluate mitigation features

Project approach: *Coordinated activities to enable consistent, rigorous, and accepted safety analysis*

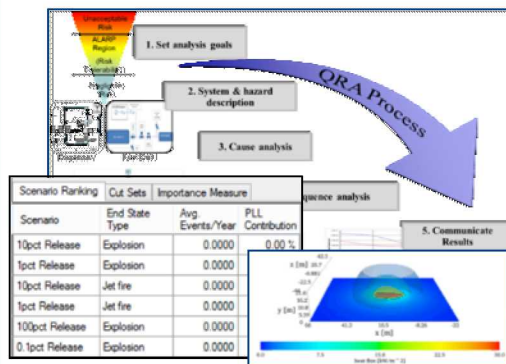
Behavior R&D (SCS 010)



Develop and validate scientific models

to accurately predict hazards and harm from liquid releases, flames, etc.

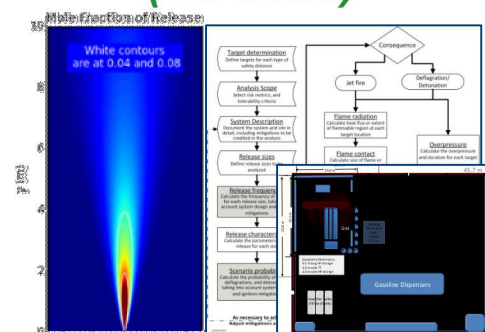
Risk R&D (SCS 011)



Develop integrated methods and algorithms

for enabling consistent, traceable and rigorous QRA

Application in SCS (SCS025)



Apply QRA & behavior models to real problems

in hydrogen infrastructure and emerging technology

Developing methods, data, tools for H₂ safety & SCS



Approach / FY17-18 Milestones

Impact Areas	Completion date or status
Science-based Hydrogen Storage Code Improvements	
<ul style="list-style-type: none"> Update Science Basis of Liquid Separation Distances in NFPA 2/55 	
<ul style="list-style-type: none"> Analyze scenarios for basis of code revision using near field model Characterize scenarios with large scale release experiment results and models Develop risk-informed separation distance revision proposals to code 	Ongoing December 2019 2020
<ul style="list-style-type: none"> Update Gaseous Separation Distances Based on Revised Risk Criteria 	
<ul style="list-style-type: none"> Distances approved by technical committee Address public comments, recalculate for second draft of NFPA 2 	January 2017 September 2018
<ul style="list-style-type: none"> Synchronize with International Standards 	
<ul style="list-style-type: none"> Kick off and strategy development for EU PRESLHY project 	April 2018
<ul style="list-style-type: none"> Evaluation of Existing Tunnel for FCEV Safety 	
<ul style="list-style-type: none"> Comprehension of Massachusetts specific safety concerns Initial calculations of FCEV compared to traditional vehicle fire HRR Develop detail heat transfer and CFD models of tunnel fire Publish report and deliver to MassDOT 	October 2016 January 2017 July 2017 October 2017
<ul style="list-style-type: none"> Demonstrate Performance-based Design for a Real-World Station 	
<ul style="list-style-type: none"> Station selection Develop PBD design, justification and station permitting 	In Progress Pending Station Selection



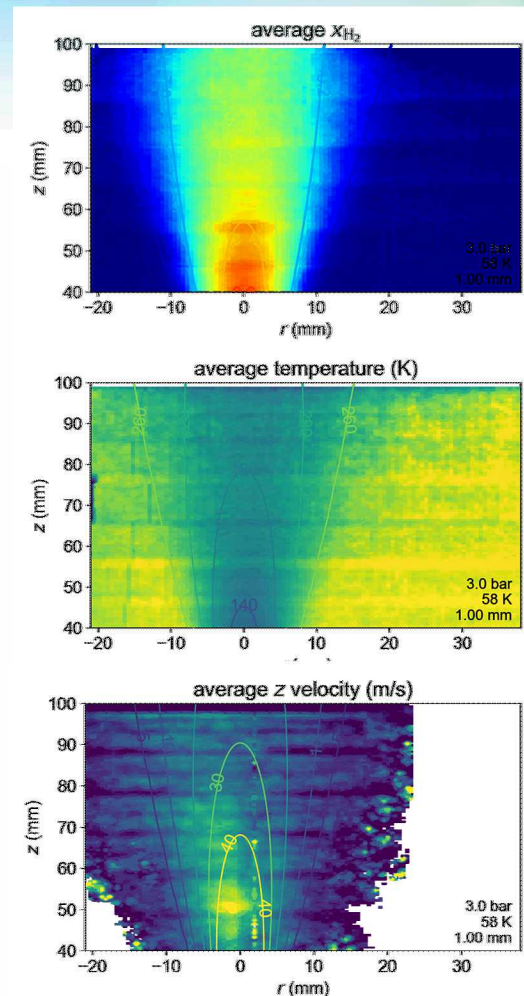
Progress: Real World Application of Alternate Means

- Goal: Establish alternate means as a viable station permitting option with an industry partner
- Progress:
 - Established a new CRADA with industry partner (FirstElement Fuel, Inc.)
 - Nineteen planned LH2-based refueling stations
 - Target one issue that affects multiple stations
 - Develop calculations to support Alternate Means justification
- Permit for an Alternate Means station that challenges separation distances will be developed

Demonstrating alternate means of compliance increases options for industry in siting hydrogen fueling stations and overall confidence in the performance-based approach for station design

Progress: LH2 Informing Science-based Code Revisions

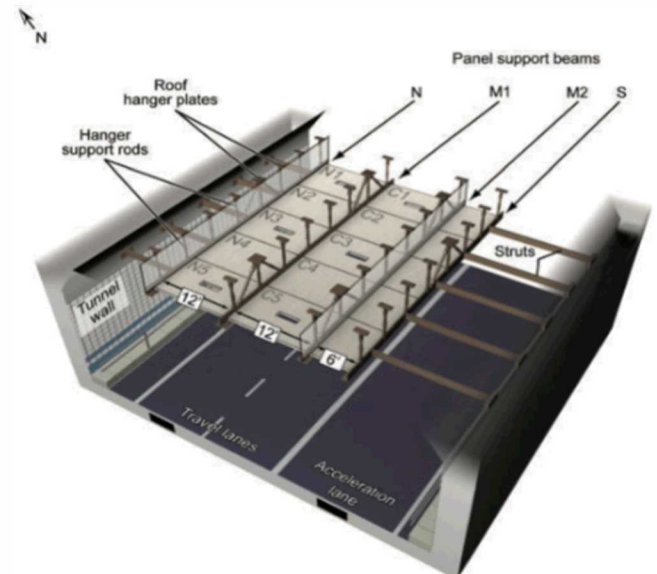
- Goal: Use QRA tools and methods to revise bulk liquid hydrogen system separation distances in NFPA 55/NFPA 2
- Progress:
 - Consensus –based code committee selects scenarios of concern to model to evaluate code requirements
 - Validation of near-field model complete including mole fraction, temperature and velocity
 - Development of diagnostic to measure full-scale cold vapor releases underway
 - Development of full-scale release experiments underway
 - Details given in SCS-010 AMR presentation



Validated LH2 release model will be used to risk-inform the revised LH2 bulk separation

Approach: Risk and Modeling of FCEV in Tunnels

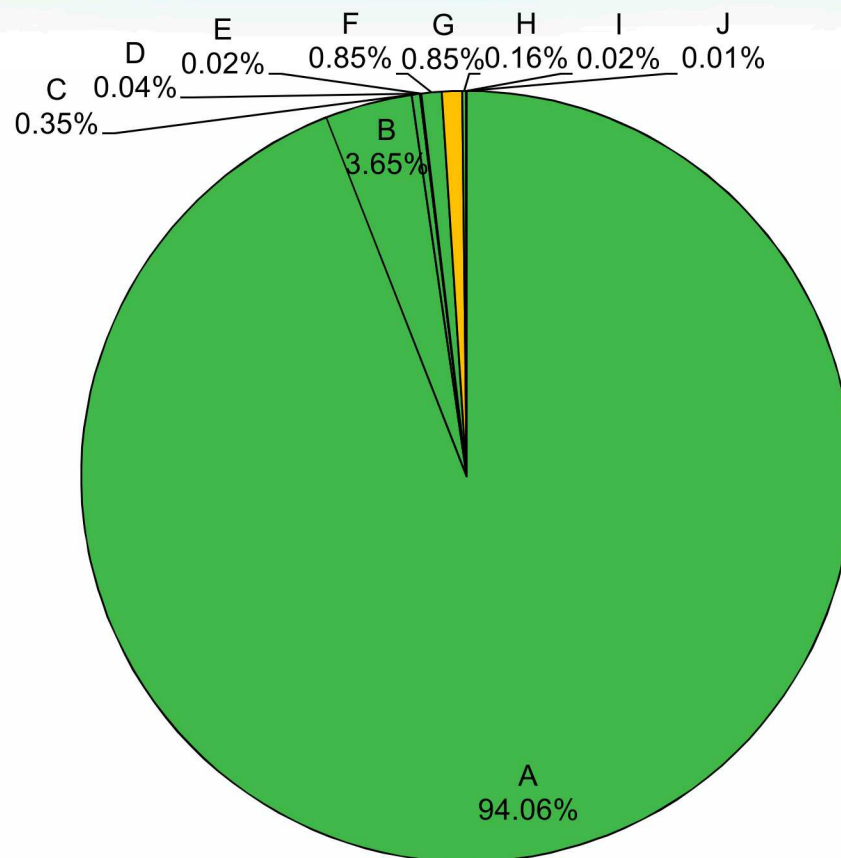
- Objective: Provide the necessary information to authorities in the Northeast Corridor to determine if FCEVs will be permitted in tunnels
- Comprehensive Risk Analysis
 - What could happen, what are the consequences if it does happen, what are the chances of it happening
 - Attempt to quantify the probabilities of each scenario
- Evaluation of the Consequences, if uncertain
 - Modeling and analysis of a Thermally Activated Pressure Relief Device (TPRD) release
- Listen to concerns of Authorities Having Jurisdiction (AHJ)
 - Investigate and address each concern



Accomplishments: Risk Analysis of FCEV in Tunnels

- **GREEN** Scenarios A, B, C, F, and H, where there is no additional consequence resulting from the FCEV, clearly dominate the probability of scenarios
- **YELLOW** Scenario G postulates an FCEV crash were the TPRD activates due to temperatures from an external fire
- **RED** Scenarios E and J involve delayed ignition but are very low probability

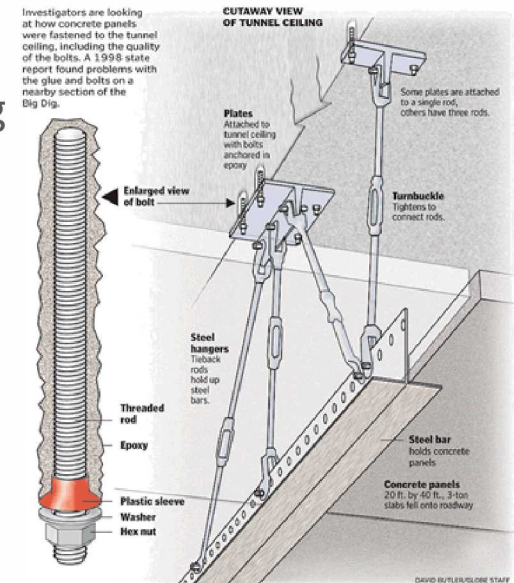
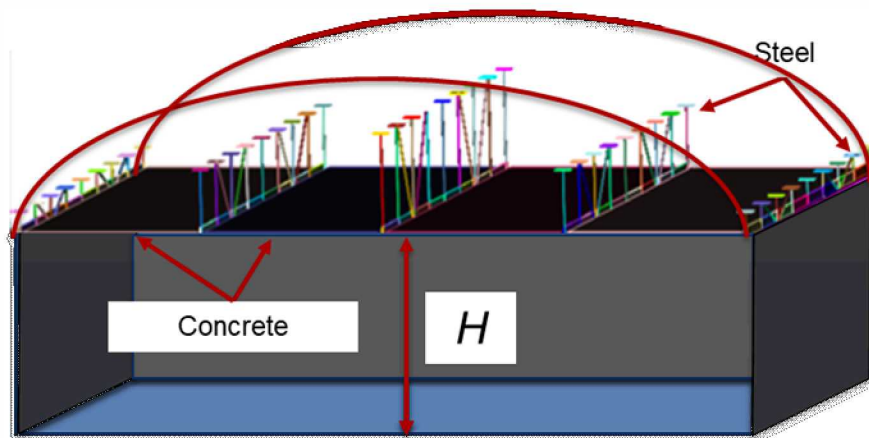
Scenario G with the potential for increased consequence due to hydrogen will be analyzed further and modeled.



Probability of each branch line scenario, given an accident in a tunnel

Accomplishments: Modeling Multiple Tunnels

- TPRD release scenario (G)
 - Gasoline from other vehicle ignites, external fire engulfs FCEV, activates the TPRD
 - H₂ immediately ignited and a jet fire results aimed toward tunnel ceiling
 - A 125-liter, 70 MPA tank with a TPRD orifice of 2.25 mm is analyzed with a blowdown of approximately 300 sec
- Analyzed CANA, Sumner & Ted Williams Tunnels to quantify:
 - Distortion of steel frames supporting concrete panels
 - Impact on capacity of epoxy anchors under anticipated heat
 - Potential for spalling of concrete tunnel roof slab and ceiling panels




Accomplishments: CANA Tunnel CFD, No Ventilation


Time = 0.37 sec




Time = 0.46 sec




Time = 1.02 sec




Time = 2.05 sec



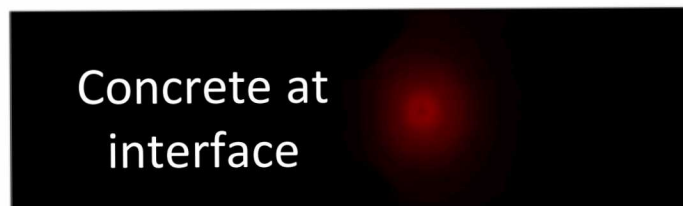
Time = 2.23 sec



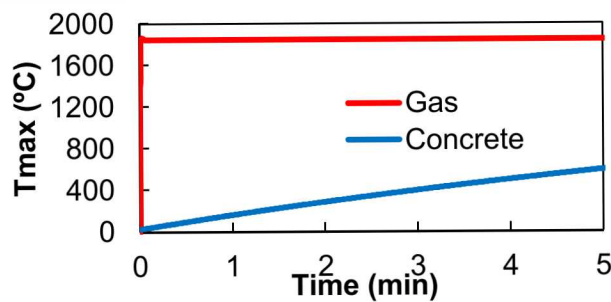
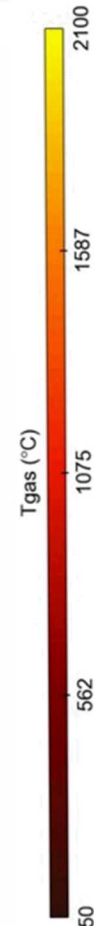
Time = 3.13 sec



12 ft
Diameter



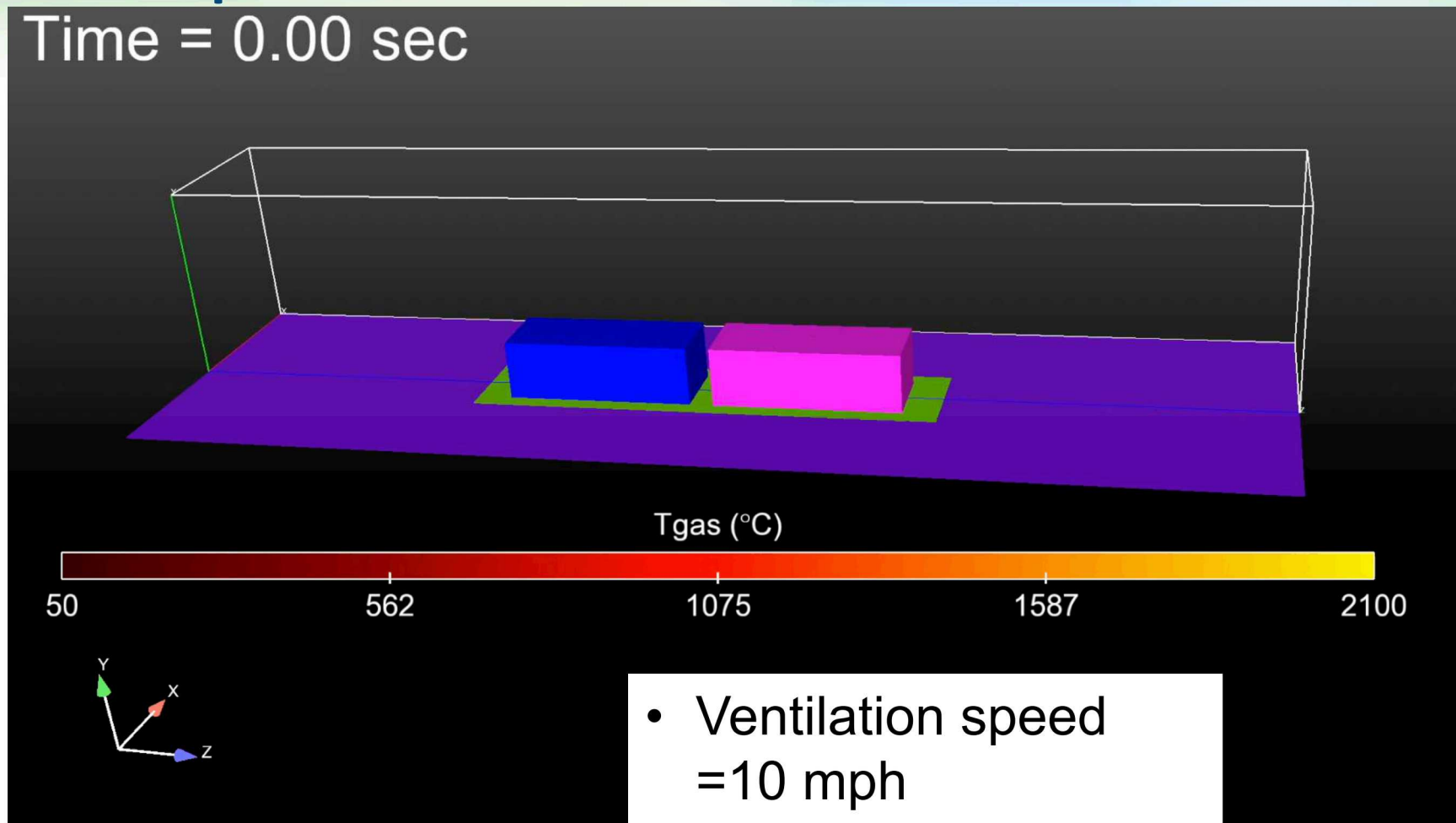
Concrete at
interface





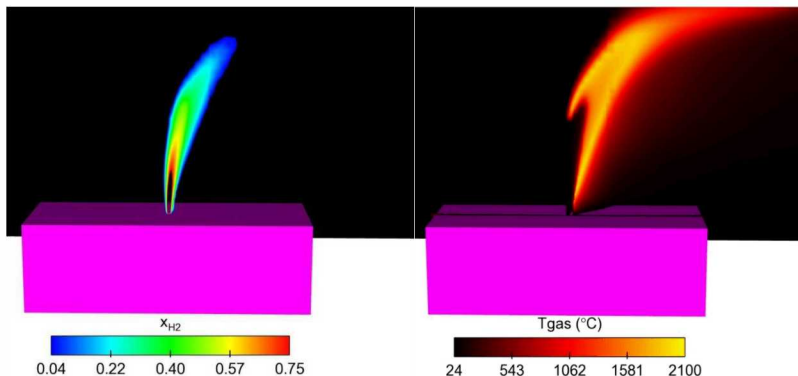
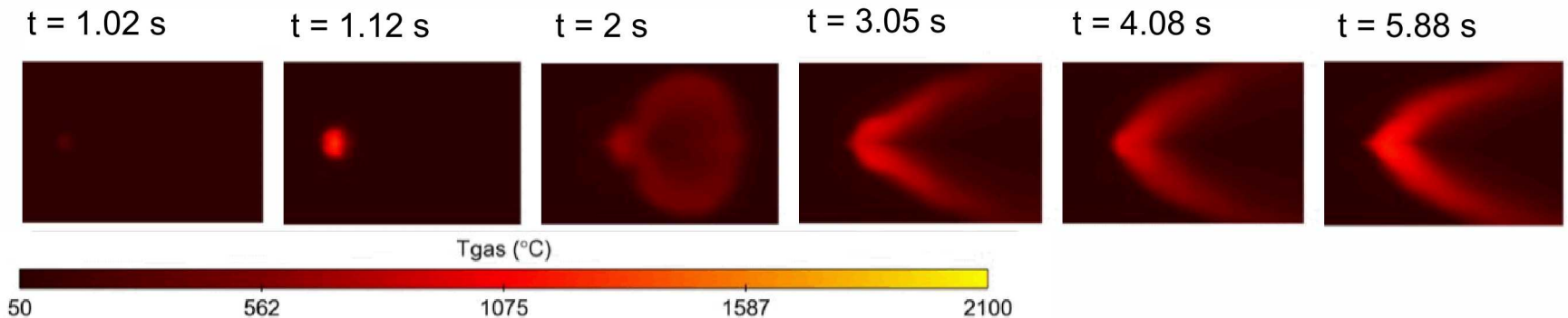
Accomplishments: CANA Tunnel H₂ Jet Flame CFD Model – Gas Temperature With Ventilation

Time = 0.00 sec

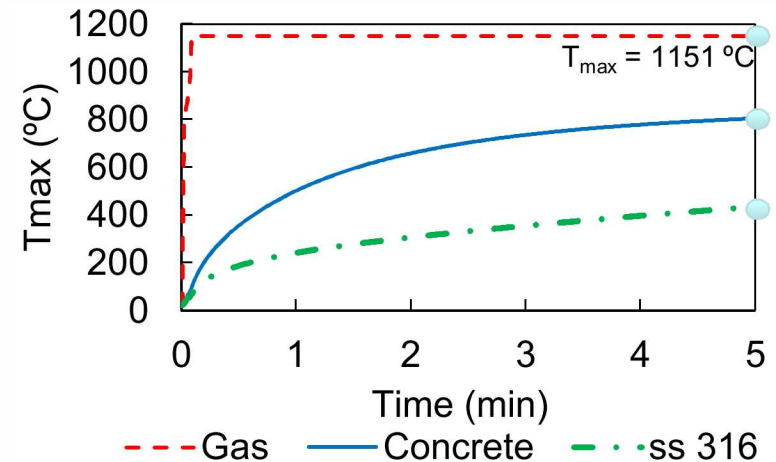


Accomplishments: CANA Tunnel CFD with Ventilation

- Flame does not reach ceiling, but hot gas mixture does.
- The separation of the jet at the ceiling interface is caused by a counter-rotating vortex pair generated by the jet in crossflow



Maximum concrete Temperature vs. Time





Accomplishments: Tunnel Results

- Potential for **explosive spalling**:
 - Modeling showed that conditions are present that may result in localized spalling in the area where the hydrogen jet flame impinges the ceiling
 - Steel deflection is minimal
 - Note that the hydrogen heat release rate was over-predicted, so the temperature observed should be lower
- Effect of heat on the **epoxy**:
 - Maximum temperature at epoxy/bolt location is ambient, well below failure point of 90 °C, even under the worst case, conservative condition
- Effect of heat on the **steel support structure**:
 - Maximum temperature of steel hangers exposed directly to the hydrogen jet flame is 706 °C after 5 minutes of impingement for the case with no ventilation
- Analysis focused on short duration H₂ jet flame. Hydrocarbon fuel/vehicle fire would be a longer duration and resulting heat was not analyzed and may result in spalling concrete
 - Only the hydrogen fire was analyzed because it posed a new hazard



Response to Previous Year Reviewers' Comments

2017 AMR Reviewer Comment	Response
<p>"Lack of progress on the real world station is a weakness"</p> <p>"One area that appears to be moving more slowly is the performance-based design for a real-world station. There are many factors that could be contributing to this that are understandable."</p>	<p>A new CRADA partner with 19 planned stations has been identified and work has begun to implement alternate means permit on a real world station.</p>
<p>"The project should conduct field data analysis and validation testing to support science-based computation."</p>	<p>This work is covered in SCS-010 for the LH2 behavior work. Funding for large-scale tunnel validation is not available at this time.</p>
<p>"Project weaknesses include (1) lack of control of the inputs needed to complete the work, resulting in large delays, (2) inability to come up with alternative approaches to speed progress, and (3) looking at separation distances as the objective rather than looking at alternative methods that could be more effective and used more broadly (e.g., in situations in which even reduced distances might be impossible)."</p>	<p>Alternative approaches are actively being worked and a new industry partner is working on identifying specific issues and real world stations for implementation. Unfortunately, separation distances are already instituted in the existing codes. The consensus-based codes rely on agreement of the majority of committee members to agree on changes. This is a barrier to modification of the basis of the code requirements.</p>



Collaborations

Relationship	Partner	FY17 - FY18 Role
CRADA	Industry: FirstElement Fuels, Inc.	CRADA for In-kind support, data exchange for QRA tool and QRA demonstration activities, real world station for alternate means permitting
CRADA	Industry: Frontier Energy (Manager of the California Fuel Cell Partnership)	Develop industry stakeholders in support of LH2 Behavior Characterization
CRADA	Code Industry: Fire Protection Research Foundation (NFPA)	Lead stakeholder oversight panel and enable link to NFPA code process
Collaborator	International : IA HySafe	Technical exchanges, ISO
Collaborator	Federal Laboratory: Pacific Northwest National Laboratory	Hydrogen tools portal, Hydrogen Safety Panel, hydrogen mitigations forum
Collaborator	Federal Laboratory: National Renewable Energy Laboratory	Safety code and standard committee leadership, hydrogen mitigations forum

SDO/CDO memberships

NFPA 2
ICC

ISO TC 197 WG24

CGA

CSA HGV4.9

Organization memberships*

HySafe

IEA HIA Task 31
H2USA Locations WG
H2USA Stations WG

DOE CSTT

Technical exchanges, presentations & discussions

CaFCP, ASME

DOE Hydrogen Safety Panel, DOT FRA

PNNL, NREL

AIST (Japan), HyIndoor (EU)



Remaining Challenges and Barriers

- Science-based Code Improvements
 - Characterization of the extent of hydrogen concentrations and heat fluxes (if ignited) result in more restrictive code requirements.
 - Liquefied hydrogen system leak size and frequency data is not available to allow the QRA to inform the code committee
 - Consensus agreement on suitable means of quantifying hydrogen system mitigation features is not reached
- Hydrogen Tunnel Safety
 - Local AHJ permissions may not be granted, despite scientific analysis.
 - Different jurisdictions grant differing permissions for FCEV, resulting in complicated use allowances.

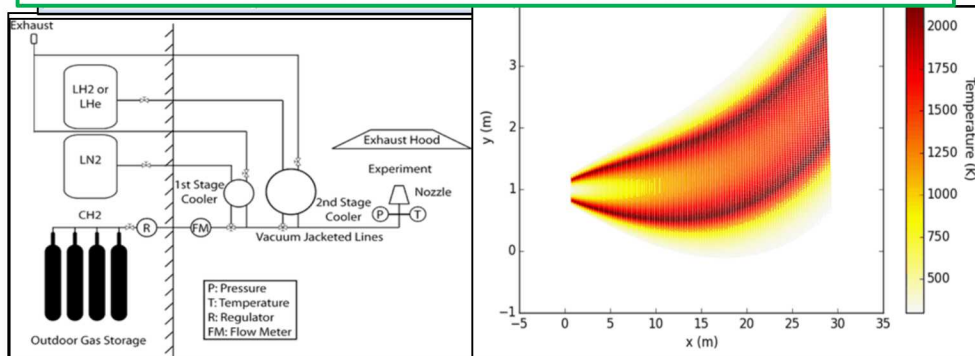
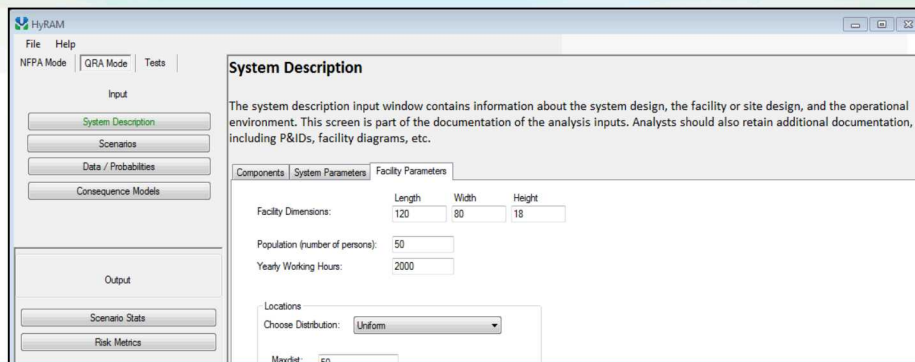


Proposed Future Work

- Remainder of FY18
 - Support NE Tunnel Jurisdictions with analysis and characterizations for decision support
 - Provide LH2 system scenario analysis to code committees as determined by consensus needs
 - Provide alternate means analysis to support real-world station
- FY19
 - Refine characterization of LH2 releases with validated cold plume release and identify full scale modeling needs to provide sound scientific basis for revised bulk LH2 separation distances in NFPA 2/55.
 - Support alternate means permit for LH2 refueling station
- Out-years
 - Characterize full bulk LH2 release scenarios to support mid-cycle temporary interim agreement (TIA) code revision
- Any proposed future work is subject to change based on funding levels.

Technology Transfer Activities

- Technology transfer strategies are tied to the accessibility of HyRAM QRA tool kit to other users (AHJs, Station designers, etc.) utilizing alternative means of code compliance
- Refer to AMR SCS-011 presentation





Summary

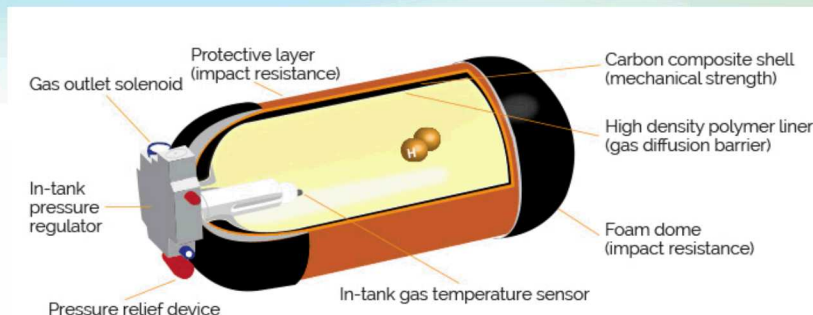
- **Science-based Code Improvements**
 - Addresses: Reducing barriers related to lack of technical data for SCS revision
 - By: Providing expertise to support science-based code revisions of bulk LH2 separation distances
- **Northeast Corridor Tunnel Safety Analysis:**
 - Addresses: Usage and access restrictions – parking structures, tunnels and other usage areas
 - By: Providing scientific analysis for regulatory decision support for FCEV access
- **Alternate Means of Code Compliance**
 - Addresses: Education of AHJs, insufficient technical data to revise standards
 - By: Validating and demonstrating alternative methods of code compliance



Technical Back-Up Slides

Velocity of H₂ Tank Blowdown

- Valve orifice diameter was adjusted due to mesh constraint
 - Actual valve diameter 2.25 mm → CFD orifice diameter 5.25 cm
 - Same mass flow rate by adjusting velocity under-predicts flame impingement duration on the ceiling

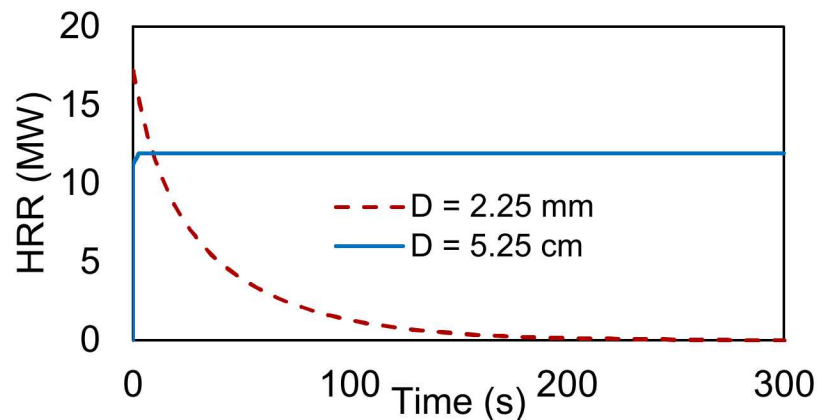
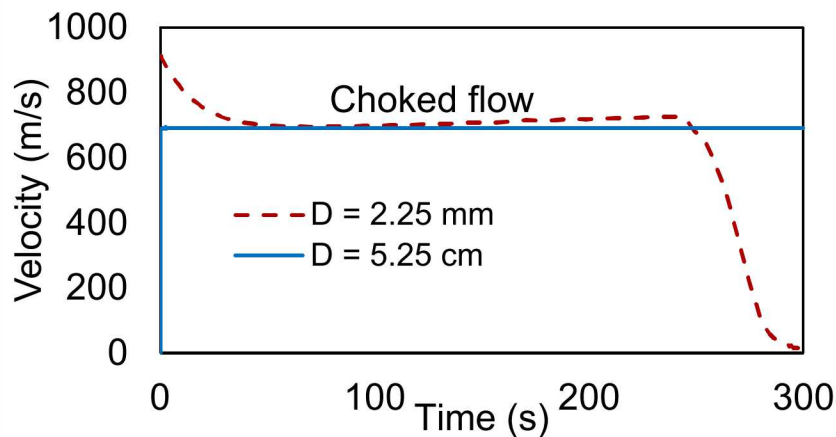


<https://cafcp.org/emergency-responders>

Modeled: 700 m/s over 5 minutes

- Will over-predict amount of mass released, but captures momentum and flame length
- Heat release rate is also over-predicted,

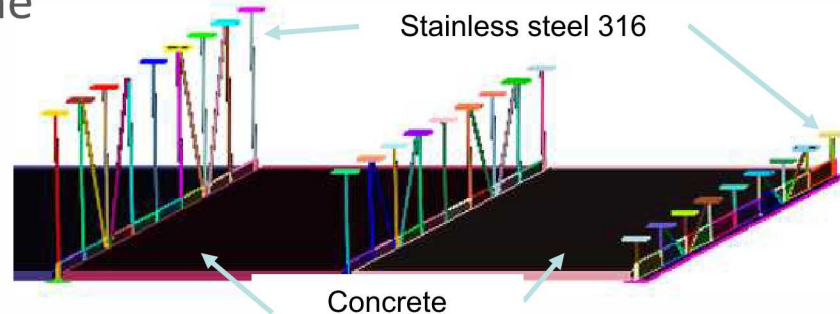
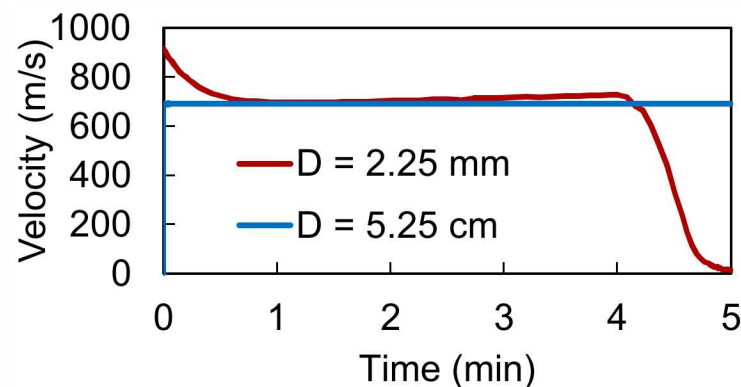
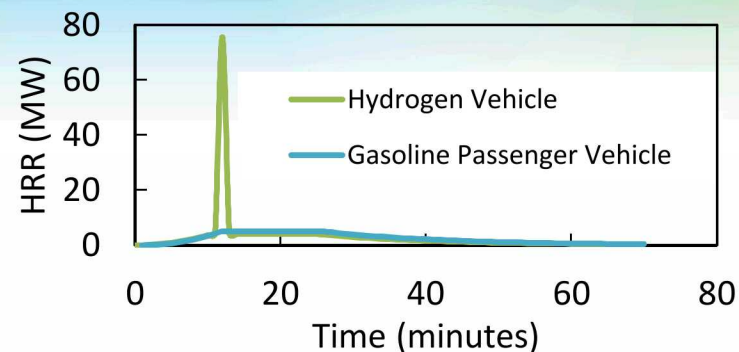
$$HRR = \dot{m}_0 \Delta H_c$$





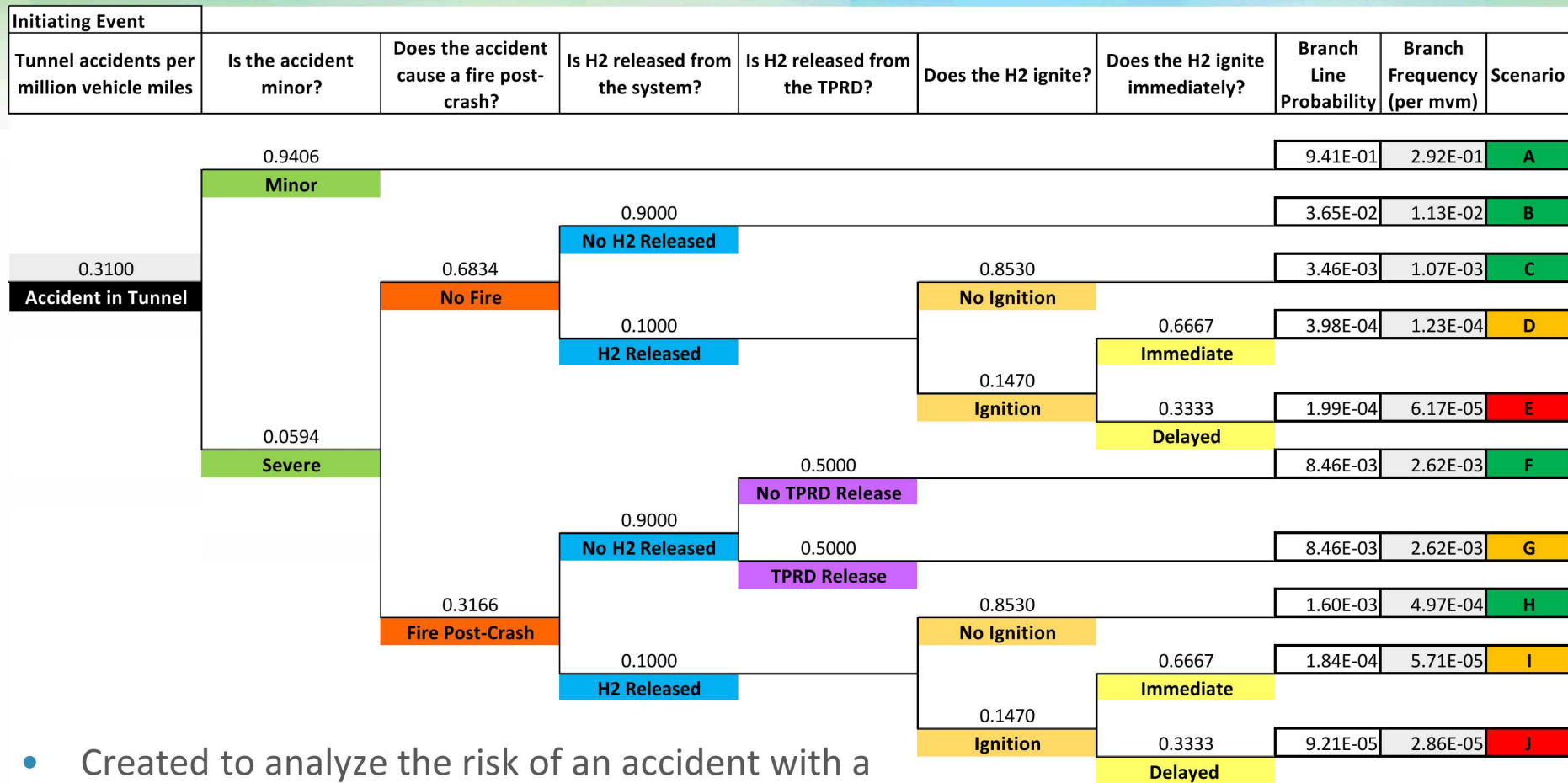
Important Conservative Assumptions

- Only one fuel can be burned at a time in the simulations
 - Simulations include only hydrogen jet flame
 - Heat Release Rate (HRR) from hydrogen is constant for the 5 minutes of the H₂ release
- Constant choked velocity was used for the release of hydrogen (no blowdown over time)
 - Blowdown would last 5 minutes
 - Ensured worst case flame heat release rate and duration of impingement
- The flame was located directly under the shortest steel support to represent the worst case





Accomplishments: Risk Analysis of FCEV in Tunnels



- Created to analyze the risk of an accident with a hydrogen fuel cell vehicle
- The event tree illustrates the chronological sequence of events involving the successes and/or failures of the system components

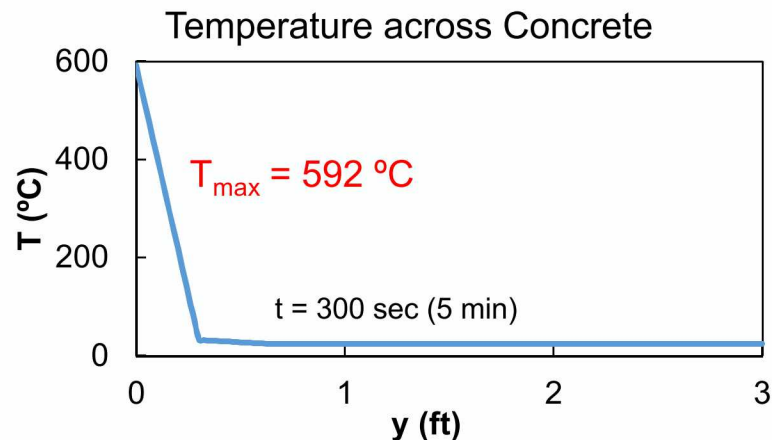
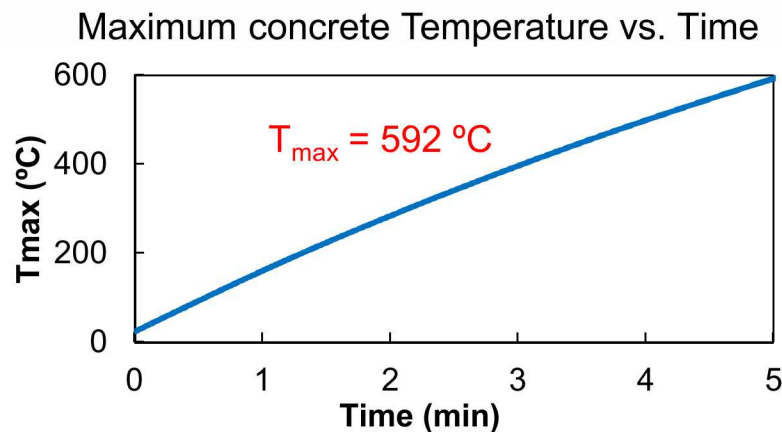
Risk analysis used to identify possible scenarios and focus CFD modeling efforts on scenarios with highest risk



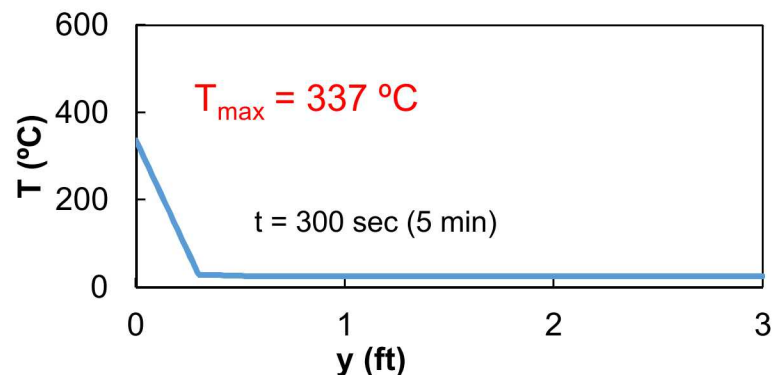
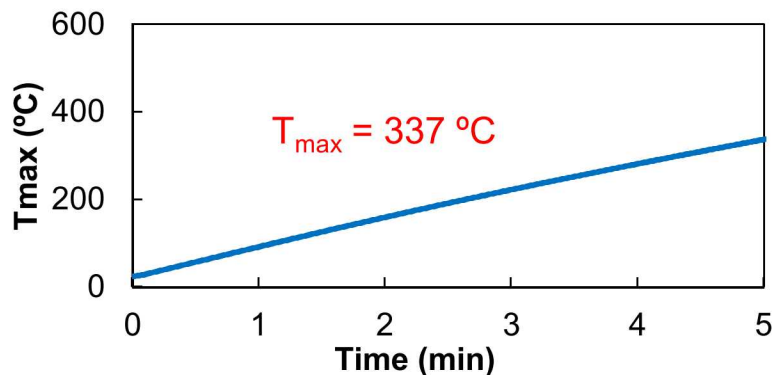
Accomplishments: Heat Transfer Model Predicts Temperatures Throughout Concrete Panels

CANA Tunnel

No
Ventilation



With
Ventilation



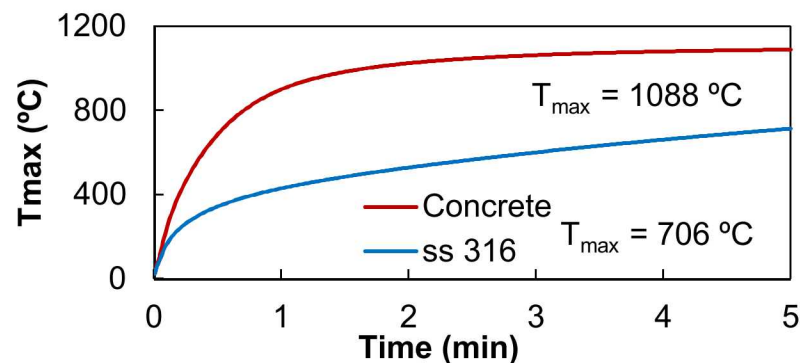
It is much less likely to have explosive spalling when tunnel ventilation is operating



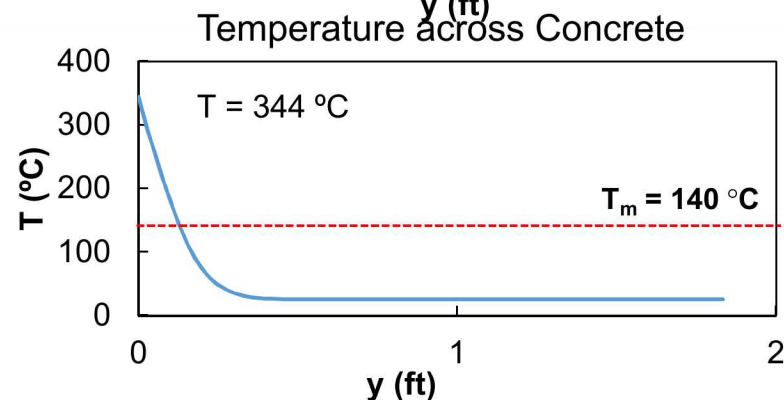
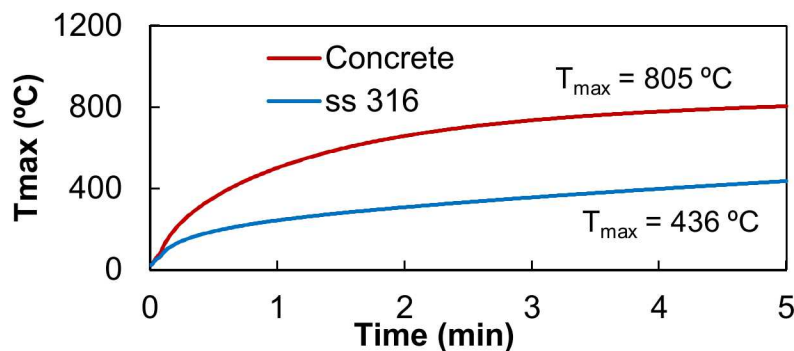
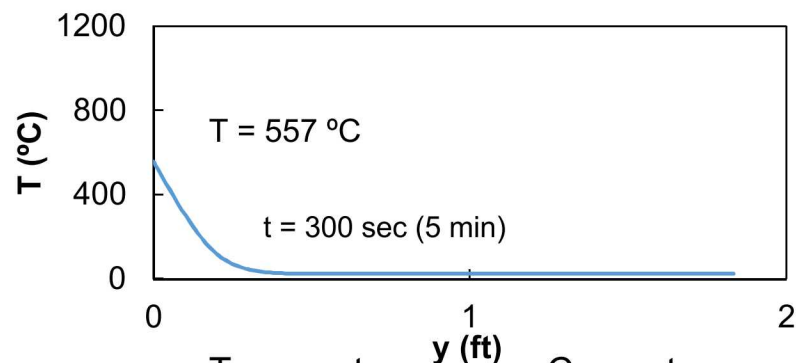
Accomplishments: Effects on Structural Elements Predicted

TW Tunnel

Maximum concrete Temperature vs. Time



Temperature across 316 SS hanger



The epoxy will not reach the failure temperature of 90 °C



Reviewer-Only Slides



Critical Assumptions and Issues

- Science-based code improvements
 - Issue: Availability of liquefied hydrogen leak incident rate and leak size data
 - Potential Solution: NFPA 2 LH2 Task Group is requesting LH2-specific data from hydrogen suppliers
 - Issue: Science-based and risk-informed separation distances are not modified for liquefied hydrogen in next code cycle due to unavailability of validated release characterization models
 - Potential Solution: Prioritize focused validation of LH2 release model around parameters necessary to characterize critical scenarios
- Demonstration of alternative means of code compliance
 - Issue: AHJ does not accept Alternate Means for permitting of real world station
 - Potential Solution: Continued education and outreach on hydrogen systems and efficacy of safety features



Presentations and Publications (Mar17-Mar18)

- C.B. LaFleur. SCS-025: Enabling Hydrogen Infrastructure Through Science-based Codes and Standards” at DOE FCTO Hydrogen Program Annual Merit review, Washington DC, June 7, 2017.
- C.B. LaFleur, G.A. Bran Anleu, A.B. Muna, B.D. Ehrhart, M.L. Blaylock, W.G. Houf, “Hydrogen Fuel Cell Electric Vehicle Tunnel Safety Study,” SAND2017-11157, Sandia National Laboratories, October 2017.
- G. Bran-Anleu, M. Blaylock, C. LaFleur, “Simulation of a H₂ Jet Fire in a Tunnel.” Presented at the International Conference on Hydrogen Safety, Hamburg, Germany, September 11, 2017.



Data Management Plan (DMP)

- All results of this and associated research projects will result in publicly available final reports that details assumptions made, calculations performed, and results of those calculations.
- This project focuses on application of research data into risk assessments and safety codes and standards development, and thus does not itself involve the generation of significant amounts of research data. That data which is used is cited clearly, and the calculations and results of any numerical calculations performed are made available in publicly available, open, digital, and machine readable formats in the final reports.
- Any code requirements, technical data used, and assumptions made will be clearly cited and reproduced as appropriate. This will allow for public review and validation of the assumptions made and calculations performed.
- Risk analysis and safety codes and standards development requires open and public consensus building. Thus, the open sharing of calculations and their results is necessary to build this consensus and acceptance. The costs of sharing this information are built-in to the project structure and objectives, and are reasonable.