Designing Materials for Tribology

SAND2017-11716PE

Somuri V. Prasad

Materials, Physical, and Chemical Sciences Center

Sandia National Laboratories, Albuquerque, NM 87185-0889

svprasa@sandia.gov

Graduate Materials Engineering Seminar, University of North Texas, November 17th, 2017

Sandia National Laboratories is a multi-mission laboratory managed and operated by National Technology and Engineering Solutions of Sandia, LLC., a wholly owned subsidiary of Honeywell International, Inc., for the U.S. Department of Energy's National Nuclear Security Administration under contract DE-NA0003525.

Sandia National Laboratories

Early 20th Century

Wright Cycle Company, W. Third Street, Dayton, Ohio

The Saga of Wright Brothers' Engine



Mr. Charles Taylor (Mechanic)
Considered replacing Cast Iron with Al-Cu

- The Brothers needed an Engine with 8 HP weighing <180 lbs

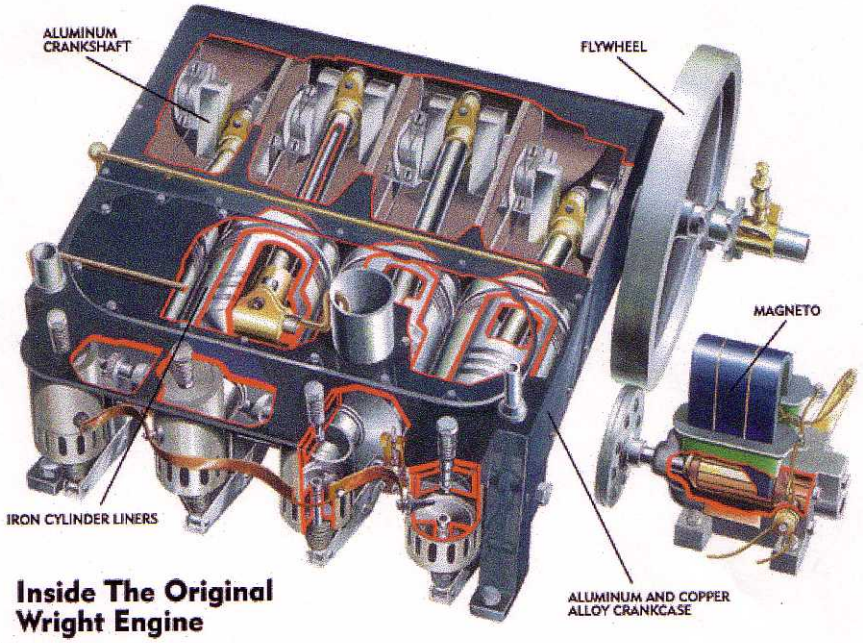

- 16 HP-12HP 178 lbs
- The Brothers used the extra weight allowance to strengthen the wings and frame
- But Al has a tendency for seizure and galling in the absence of complete fluid film lubrication

Mr. Taylor had the foresight to avoid Al in sliding contacts



Smearing of Al on a steel ball during a ball-on-disk wear test. SEM showing adhesive transfer of Al on steel ball (a) with corresponding X-ray map (b).

S. V. Prasad and K. R. Mecklenburg, Lubrication Engineering, 50 (1994) 511-518.

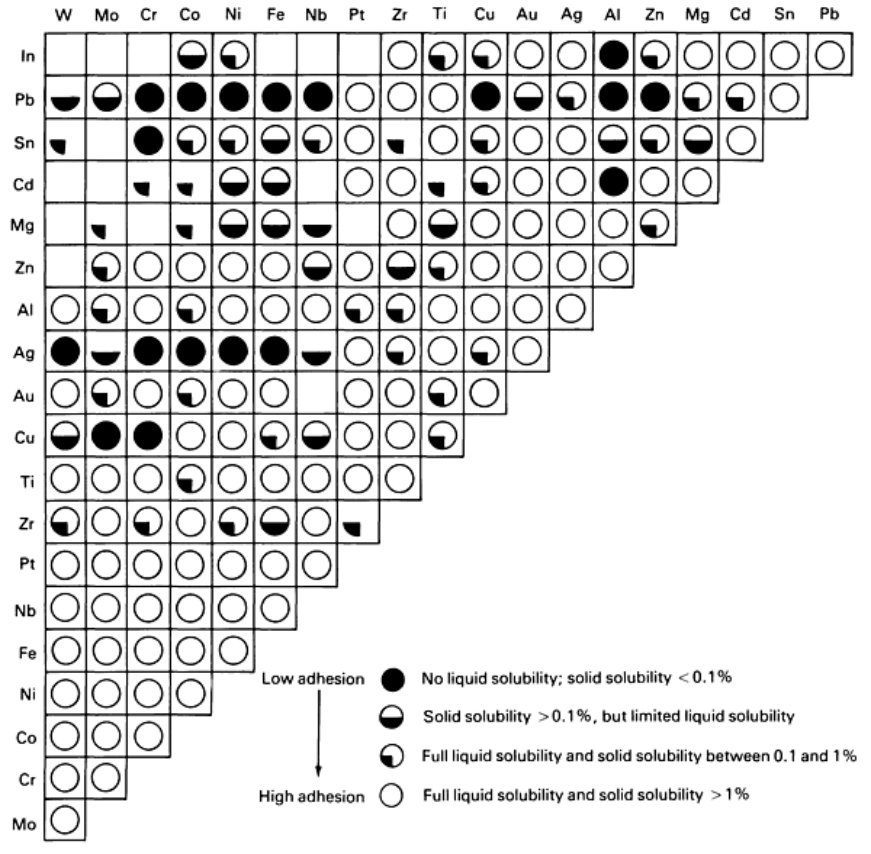

Chart indicates the degree of expected adhesion (and thus friction and wear) between the various metal combinations derived from binary equilibrium diagrams.

E. Rabinowicz (1971) ASLE Trans 14:198

1970's

The (Short) Legacy of the Vega Engine



Silicon surface cylinder bores

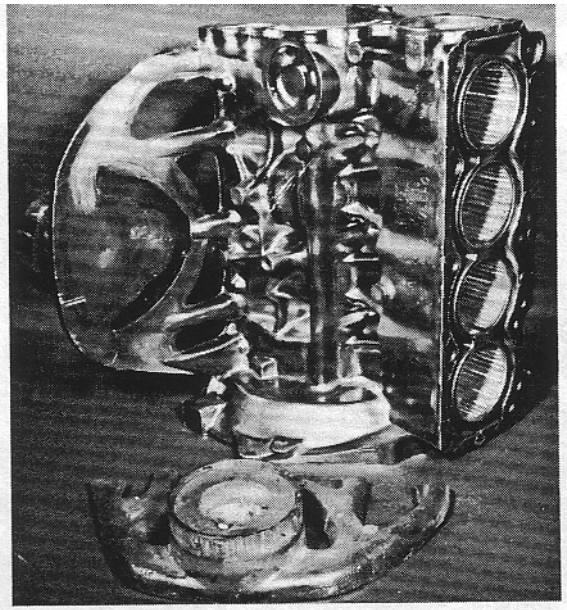

Vega engine block as removed from die

BASIC SPECIFICATIONS
VEGA 2300–140 cu in. Overhead Cam 4-cyl Engine

GENERAL	
Type	In-Line OHC 4-cyl (L-4)
Gross horsepower	
Standard engine	90 at 4600-4800
Optional engine	110 at 4800
Gross torque	
Standard engine	136 at 2400
Optional engine	138 at 3200
Compression ratio	8.00:1
Bore and stroke	3.501 × 3.625
Firing order	1-3-4-2
Engine installation angle	3 deg 50 min
Fuel	Regular leaded and nonleaded 91 Octane
Carburetor	
Standard engine	One-barrel, Monojet
Optional engine	Two-barrel, downdraft
CYLINDER BLOCK	
Material	Die-cast high-silicon aluminum alloy
Bore spacing (C/L to C/L)	4.00
Number of bulkheads	Five

The Vega 2300 Engine, SAE 710147

Both the eutectic and the primary Si have undesirable morphology

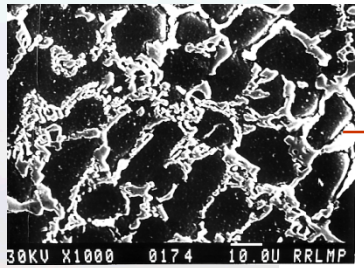

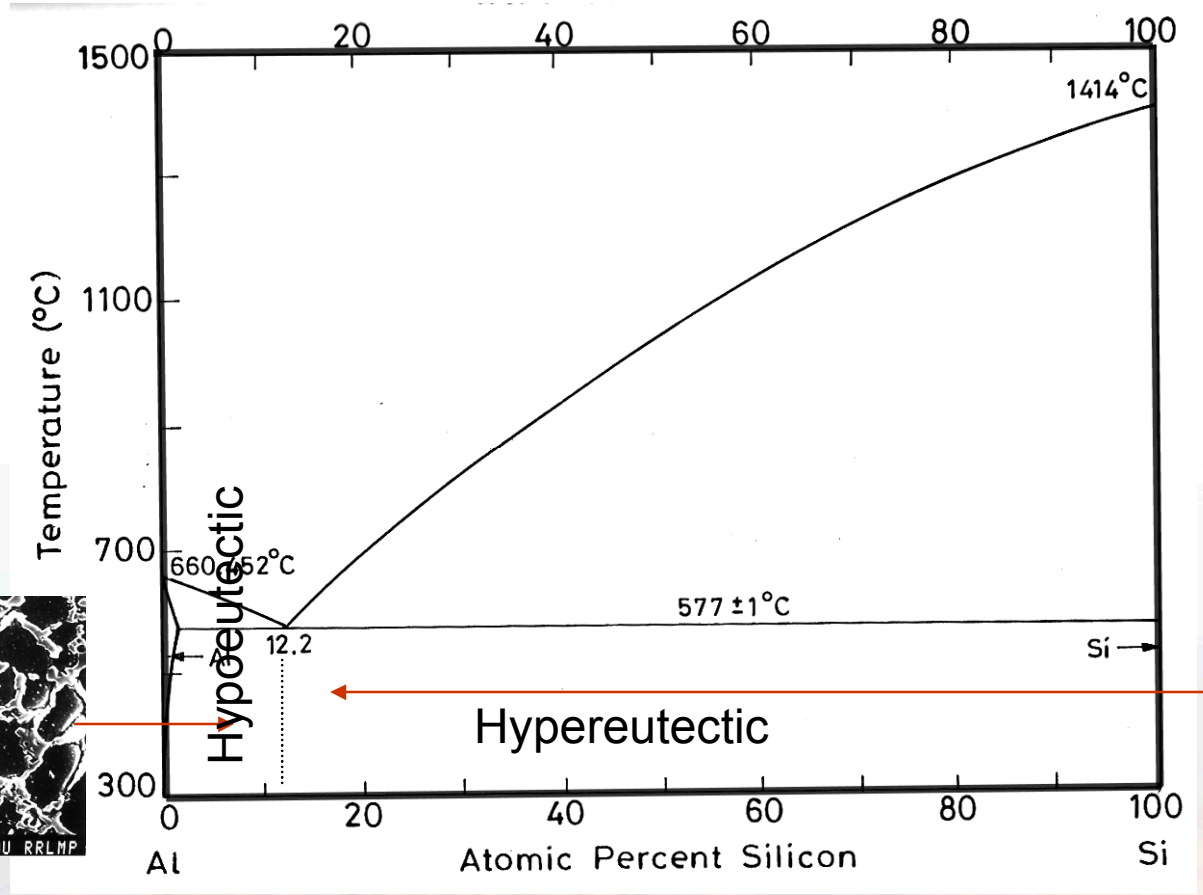



Silicon Debris
From Wear Test

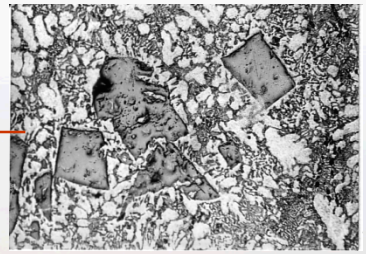

Microstructural Modification of Al-Si Alloys for improved wear resistance

Hypoeutectic

Hypereutectic

As-Cast

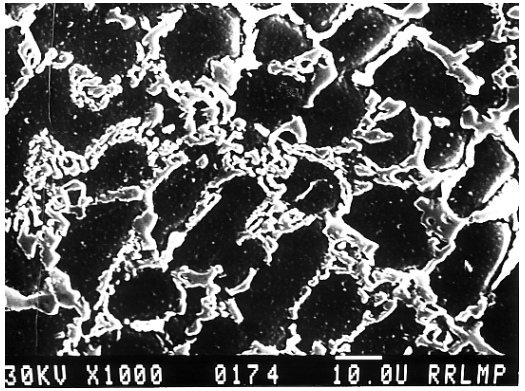

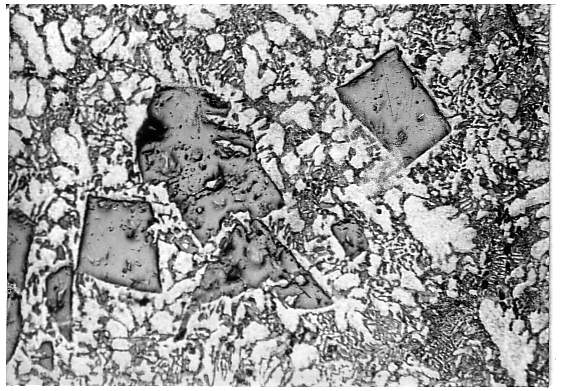

Modified
Refined



However, thermal mismanagement (arising from poor thermal conductivity of Si) was an issue that wasn't factored during the initial engine development, which essentially killed the engine.

S. V. Prasad and R. Asthana, Tribology Letters, 17 (2004) 445-453.

Materials Design for Tribology:; Why?

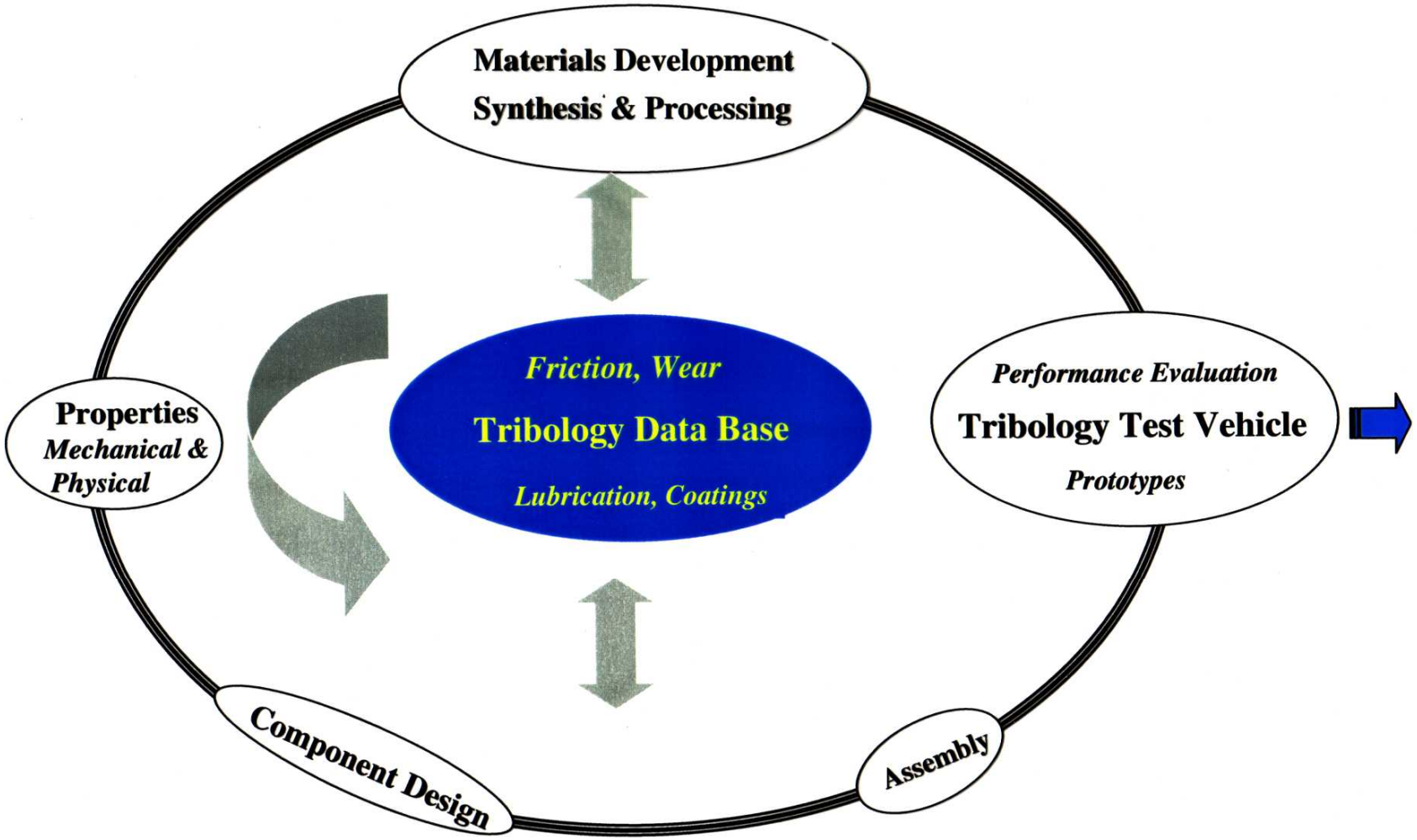

Systems approach is an integral part of Tribology

1980's

Integrally Cast MMC Cylinder: Honda Corporation



Preform

A porous hybrid material made out of Short alumina and Carbon fibers



The integrally cast metal-matrix composite cylinder walls of the engine save weight and space, while improving its durability and ability to dissipate heat.

- **Ceramic "preform" production**
- **Pressure casting process**
- **Honing**

- Hybrid preforms: Carbon for thermal conduction, Aluminosilicate for strength
- Honing to minimize direct contact between Al and the piston ring

First introduced in Honda Prelude

M. Ebisawa et. al, "The Production Process for MMC Engine Block", SAE 910835

Relationship between Power and Engine Block Weight

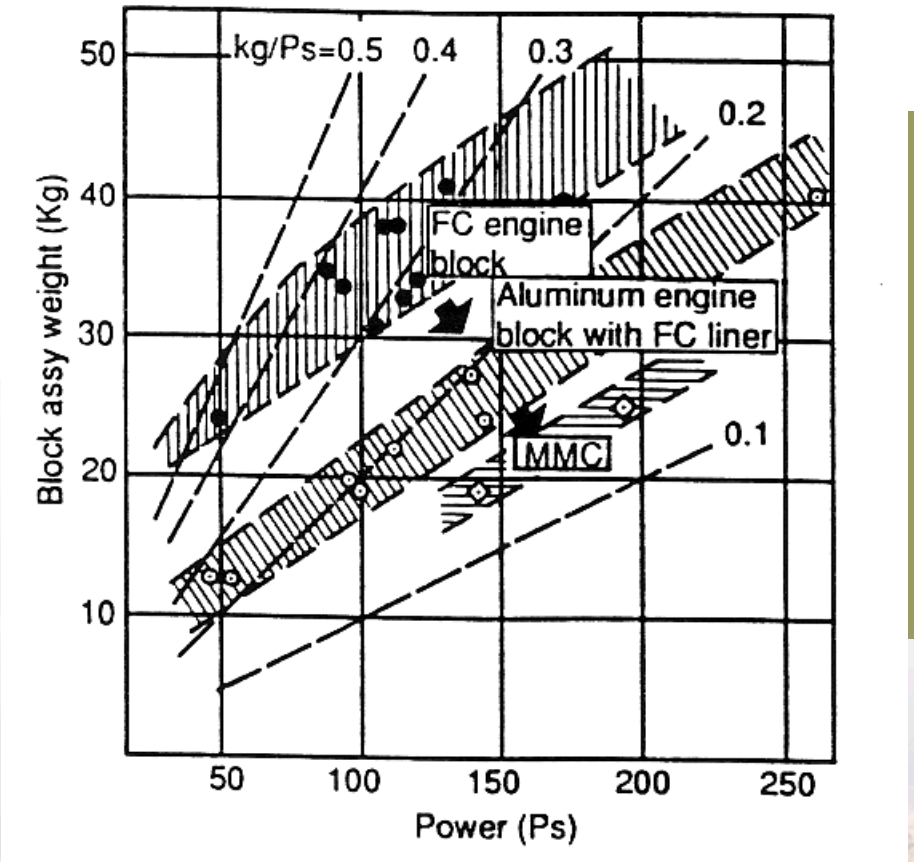

The new engine block features higher performance, further compactness and weight reduction compared to cast-iron engine blocks and those made out of Al alloy with cast-iron liners

M. Ebisawa et. al, "The Production Process for MMC Engine Block", *SAE 910835*

2000 BC

Early Civilizations Across the World

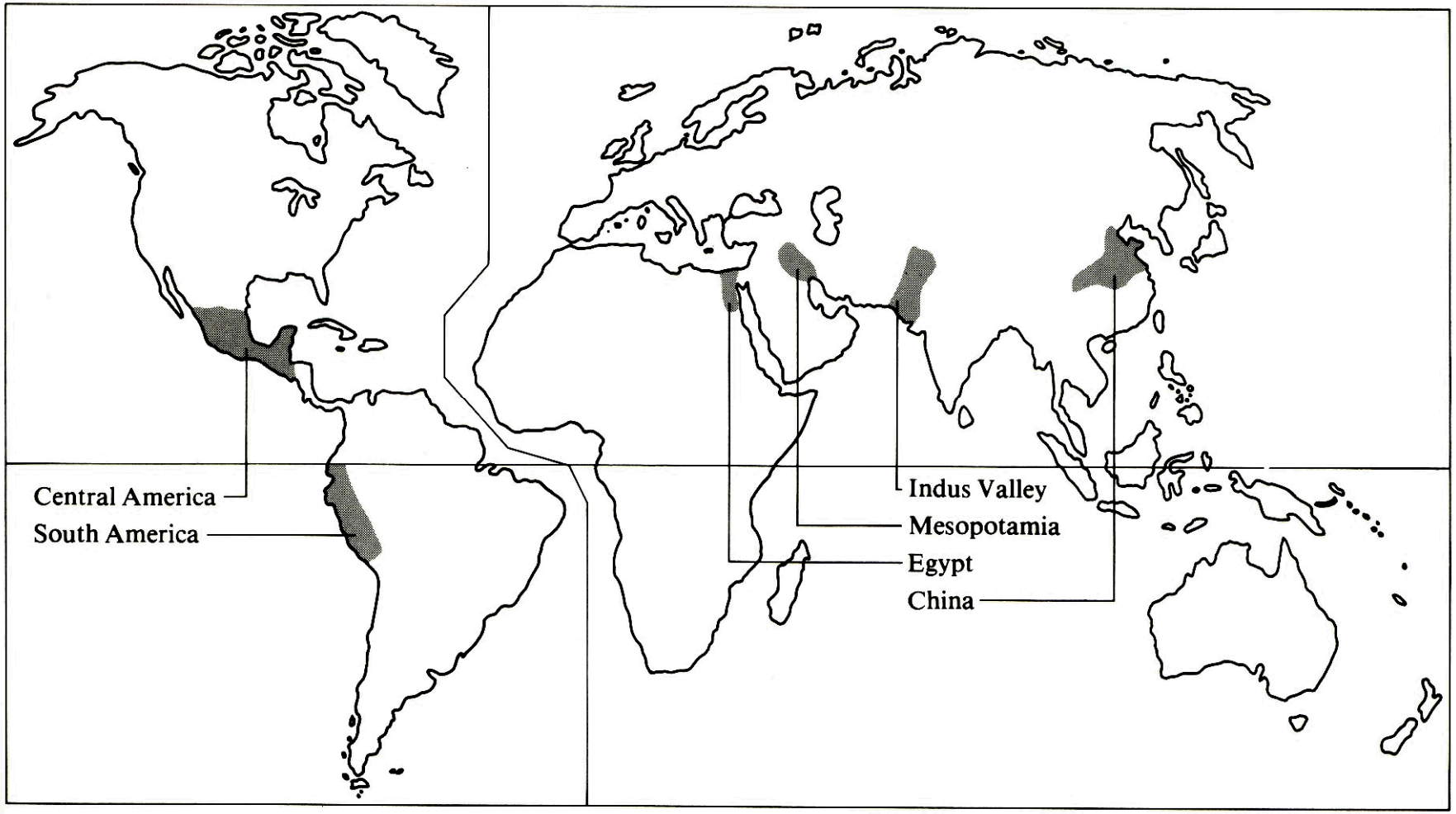

Archeological Studies confirm tribological innovations during early civilizations

Transporting an Egyptian Colossus (Lubrication)

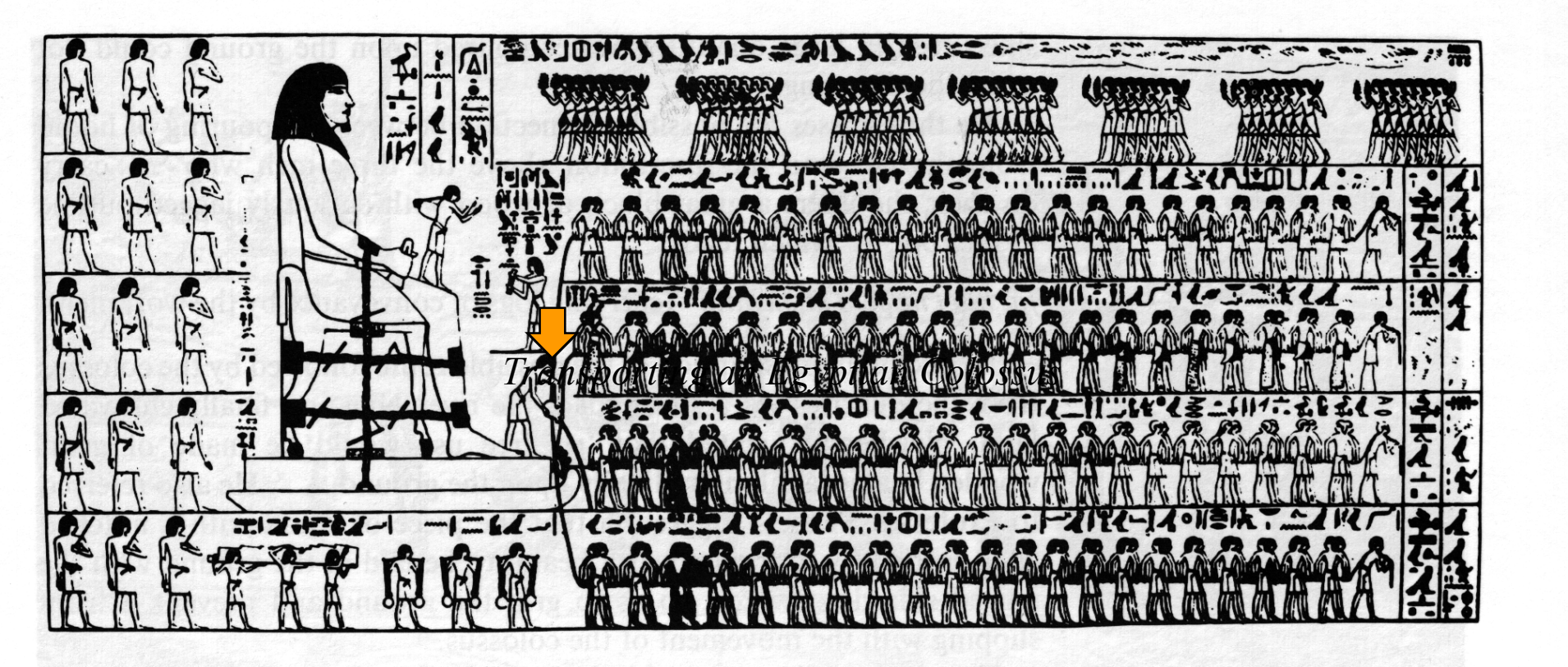

Painting from a Grotto at El-Bersheh
Source: Duncan Dowson, History of Tribology , Elsevier, 1979

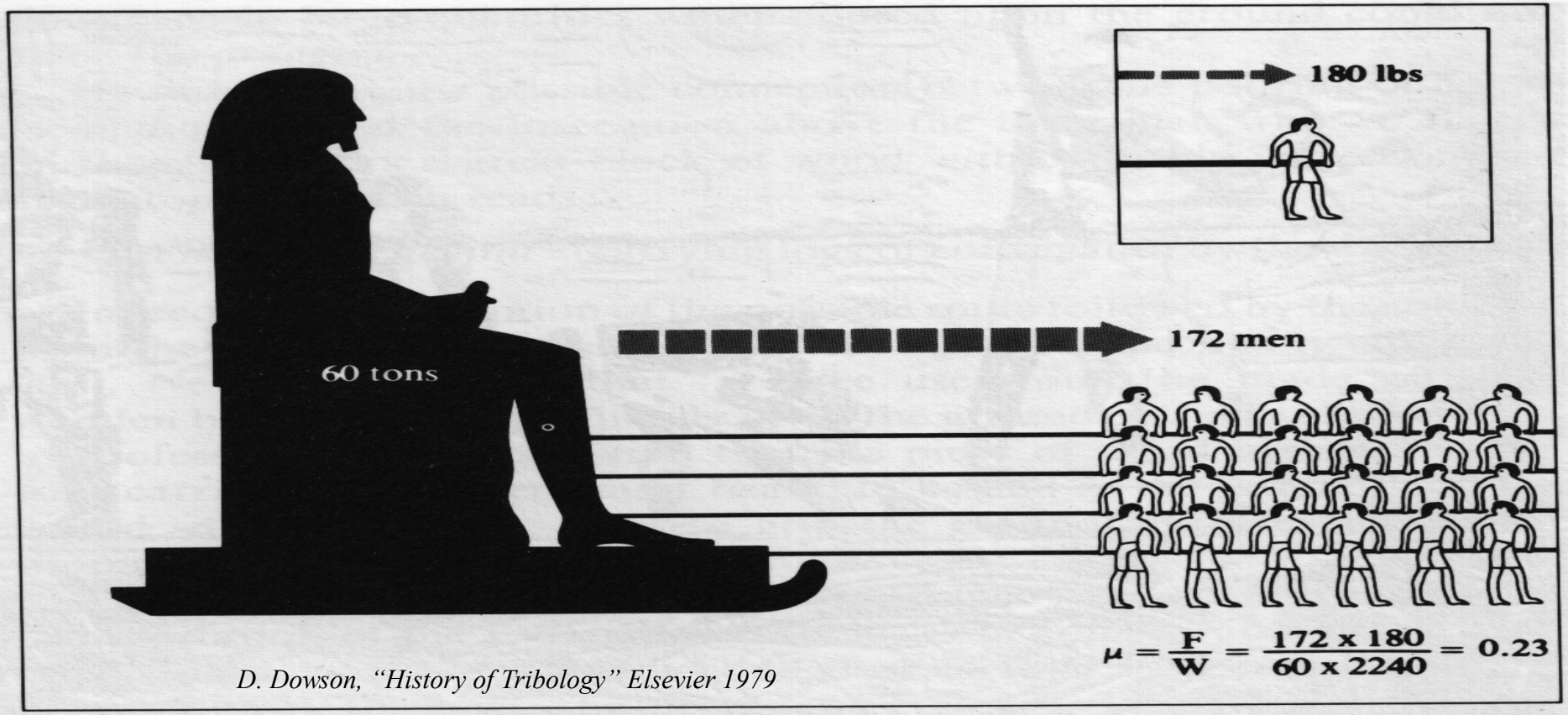

D. Dowson, "History of Tribology" Elsevier 1979

Bowden and Tabor, "Friction and Lubrication of Solids-Part I" Oxford 1950

•The coefficient of friction, μ, for hard wood sliding on wet/moist wood is 0.2

•The coefficient of friction of wood-on-wood in dry condition is 0.45-0.50

- **In ancient Egypt, about 100, 000 men were employed each year to transport massive objects.**
- **Without a lubricant, 200, 000 for a state in 2000 BC can be large expense even if the monarchs fed them only one meal and paid no wages!!!**

Tribology

Cost and Energy Savings ⟷ Performance and Reliability



Limited space as the apex is reached

21st Century

Harsh Environments



Energy and Communications

Outline

- Solid Lubricants
  - Transition Metal Dichalcogenides
  - Diamond-Like Carbon
    - Environmental Effects
    - Subsurface Deformation

Solid Lubricants

- *The major of lubrication needs still met by fluids and greases*
- *When the operating conditions are beyond the liquid realm (e.g., high temperature or vacuum), or situations where liquids cannot be introduced, attention turns to solids*

1. Carbon-based materials (graphite, DLCs, nanocrystalline diamond)
2. Transition metal dichalcogenides (MoS_2, WS_2)
3. Polymers (e.g., PTFE)
4. Soft Metals (Ag, Sn, Pb, In , Au)

Nature of Metallic Surfaces

The real area of contact is a small fraction of the apparent area of contact.

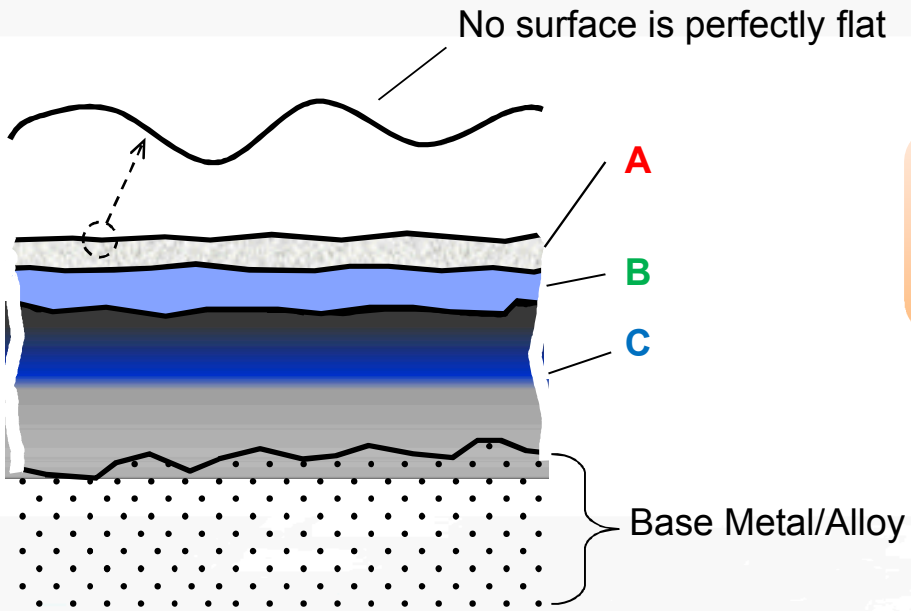

A: Physisorbed/Chemisorbed
B: Oxides (Chemically Reacted)
C: Deformed layers

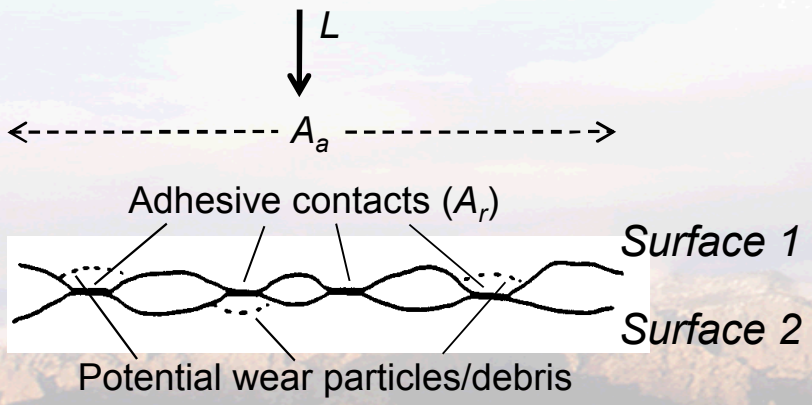

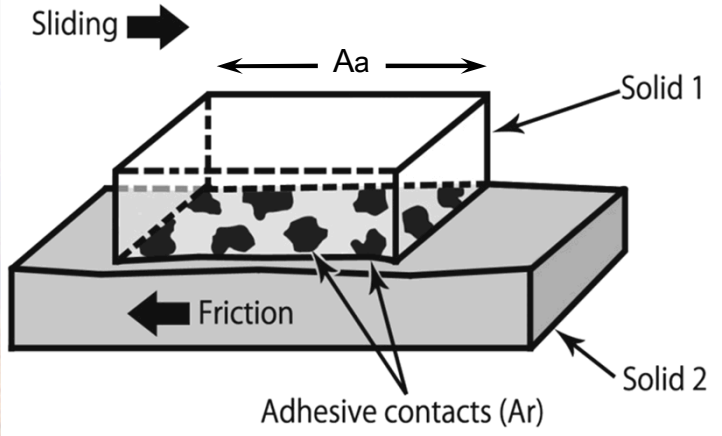

T.W. Scharf , S.V. Prasad, Journal of Material Science (2013) 48:511-531

Wear (Tribology) is a systems property

- *Engineering surfaces are never perfectly flat*
- *The real area of contact is a small fraction of the apparent area of contact*

- Plastic deformation
- Diffusion
- Tribochemistry
- Transfer Films
- Environmental Reactions

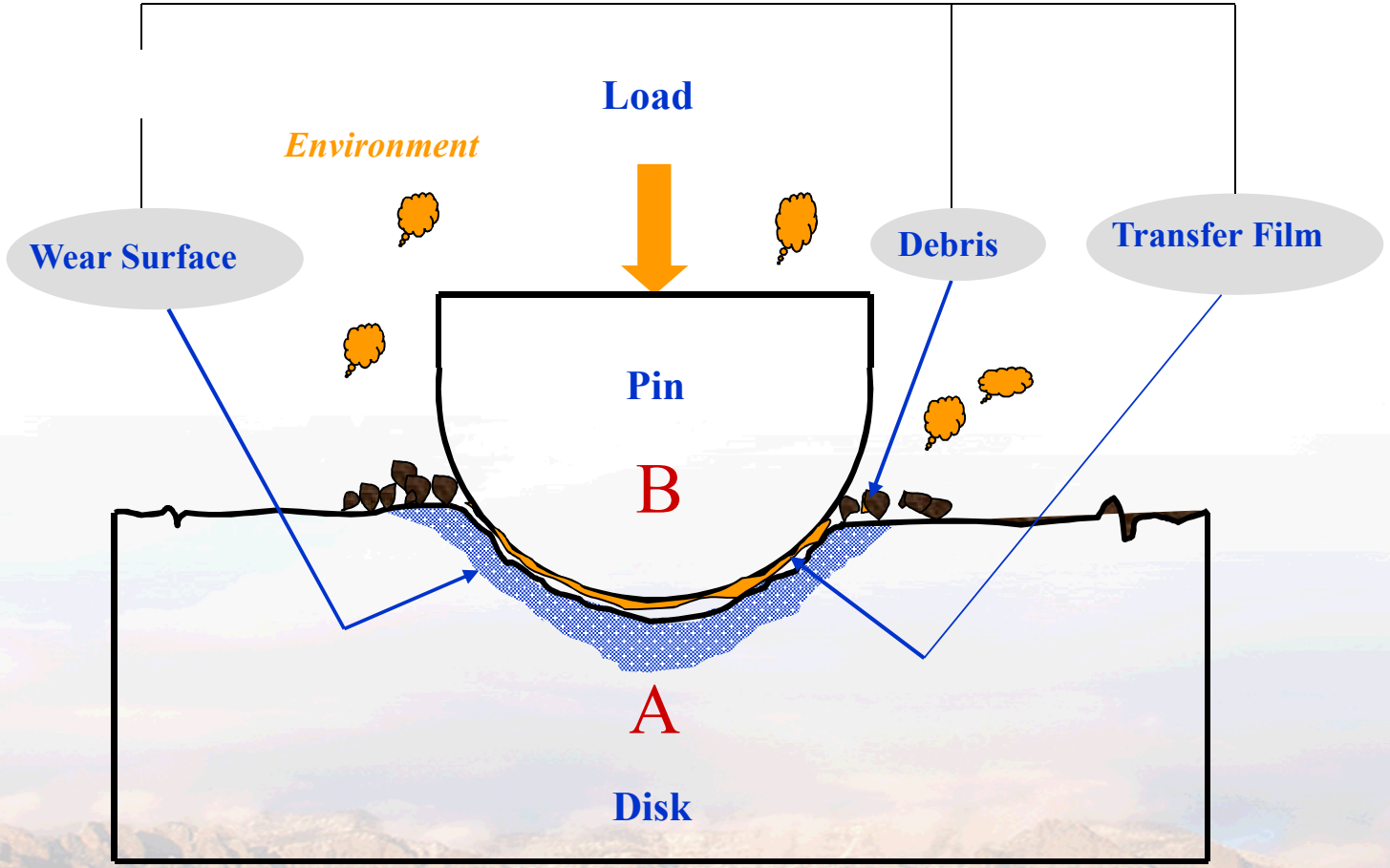

S. V. Prasad and K. R. Mecklenburg,, *Tribology Transactions* **39** (1996) 296-305.
T. W. Scharf and S. V. Prasad, J Mater. Sci. 48 (2013) 511–531
D. A. Rigney and J. P. Hirth, Wear 53 (1979) 345-70

Many Solid Lubricant Coatings Exhibit Load Dependence on Friction

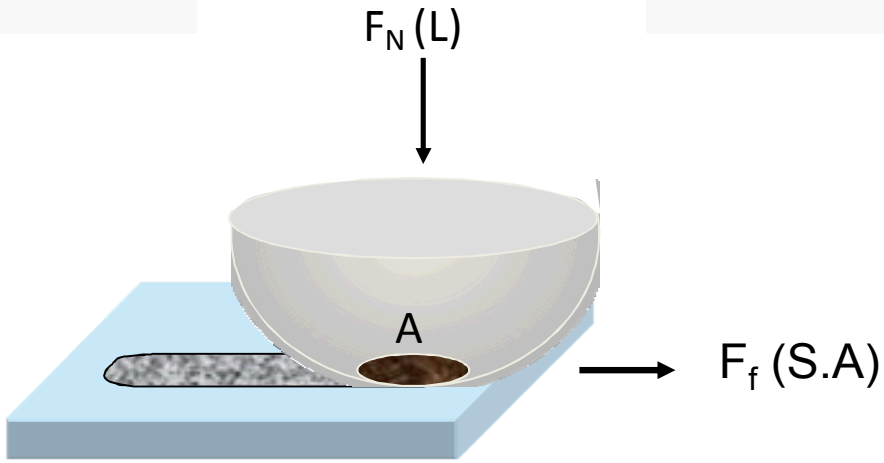

Elastic Contact (Sphere-on-Flat)

$$P = F_N / A$$

$$F_f = S\,A$$

$$S = S_o + \alpha\,P$$

$$\mu = S_o \pi \left(3R/4E\right)^{2/3} L^{-1/3} + \alpha$$

$$\mu = F_f/F_N = S.A/P.A$$

- S_o is the interfacial shear strength (a 'velocity accommodation parameter'), a property of the interface.
- α is a fit constant (the pressure-dependence of 'S')

Friction is NOT independent of Load

F. P. Bowden and D. Tabor, "The Friction and Lubrication of Solids", Oxford Science Publications, 1986

I.L. Singer, et al. *Applied Physics Letters* 57, 995 (1990).

B.J. Briscoe and D.C.B. Evans, *Proc. R. Soc. Lond. A* 380, 398 (1982).

Friction and Wear Measurements



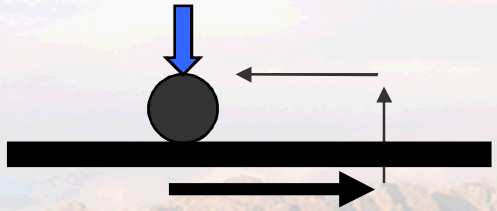

Linear Wear Tester
(Ball-on-Flat configuration)

- Contact Pressures: 0.44 GPa to 1.7 GPa
- Environment: Dry Nitrogen; Air (50% RH)

Oxygen Analyzer
Dew Point Measurement

Environmental Control

Inverse Hertzian Behavior— Non-Amontonian

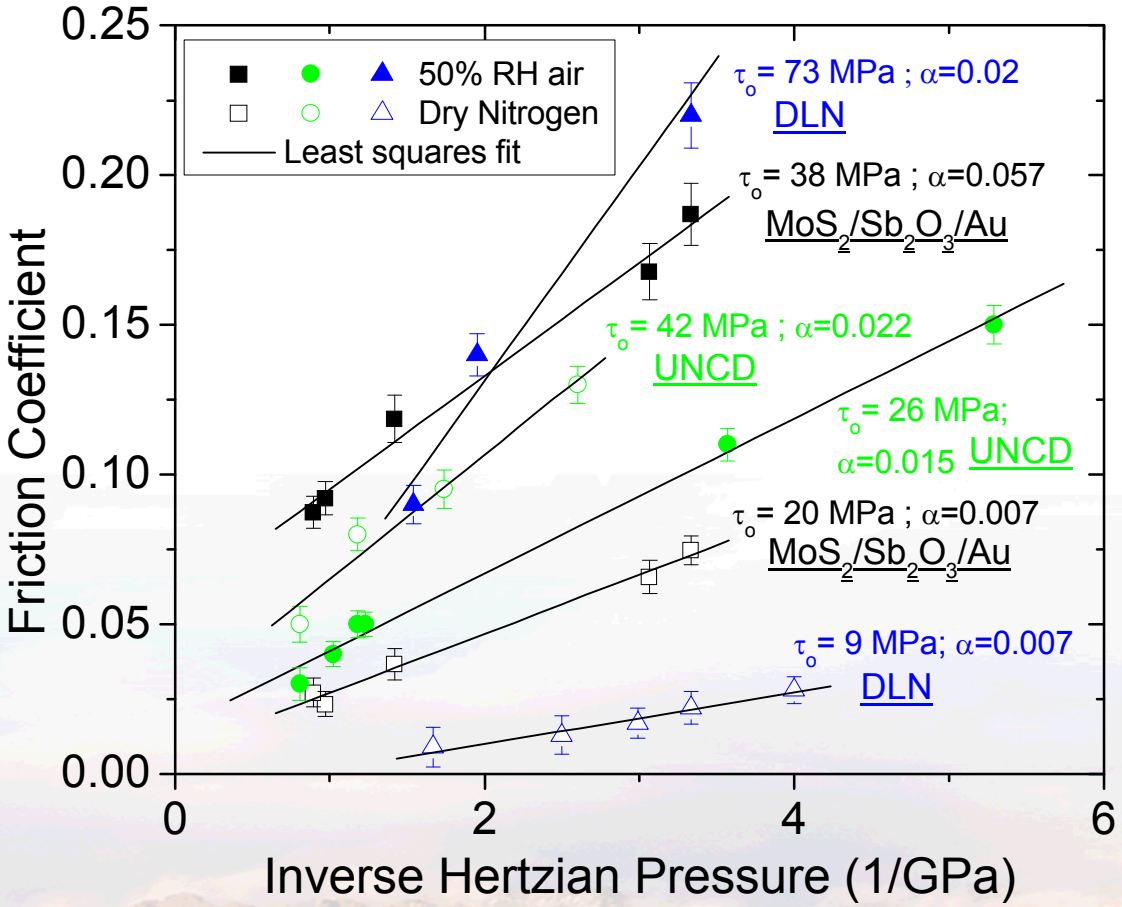

T. W. Scharf and S. V. Prasad, Solid Lubricants: A Review, J. Maters. Science (2013) 48:511-531

Classic Examples of Environmental Effects on Transfer Films & Friction

MoS_2: Extremely low COF (0.01-0.05) and long wear life, **but only in dry environments**.

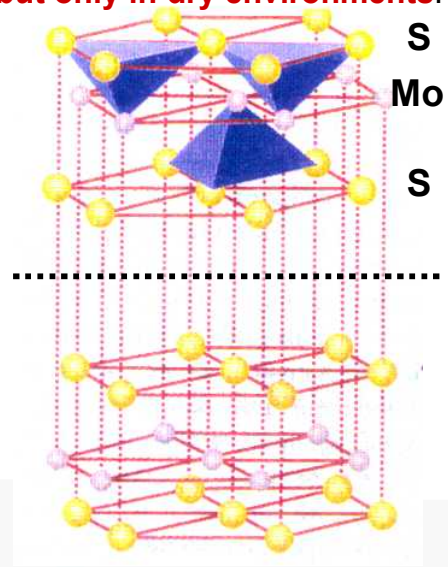

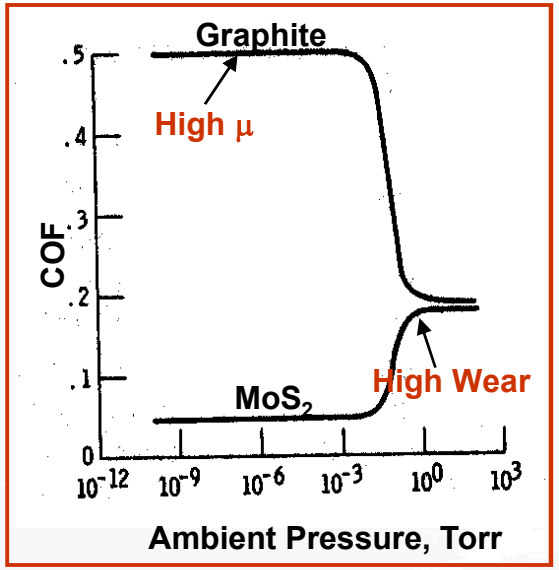

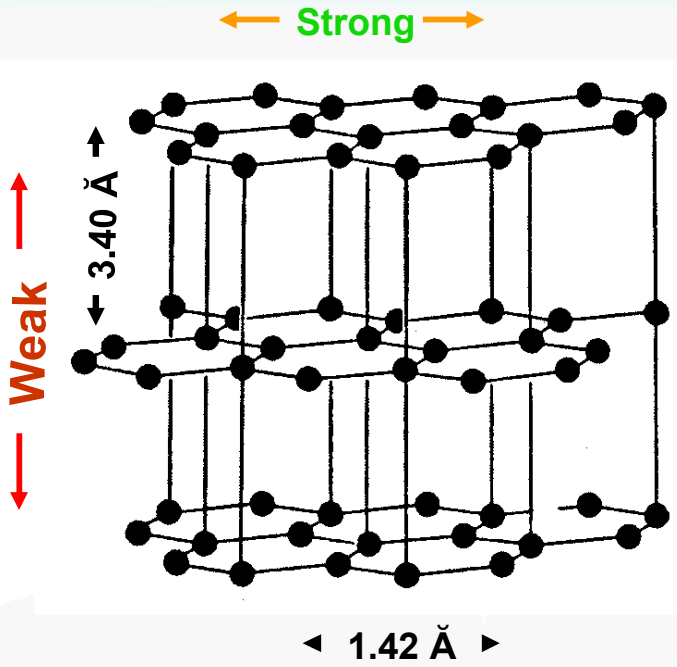

Mo/W Disulfide

They form thin transfer films on the counterface



Graphite

- Graphite needs moisture or adsorbed gases in the environment (>100 ppm) (they either act as intercalants, or passivate the dangling covalent bonds) to lubricate.
- In vacuum, graphite exhibits high friction and wear—a phenomenon known as "dusting", first observed in the late 1930's on graphite brushes in aircrafts that exhibited accelerated wear at high altitudes.

S. V. Prasad and J. S. Zabinski, J. Mater. Sci. Lett. 12 (1993) 1413-1415

Effect of humidity and water vapor on the friction behavior of MoS_2

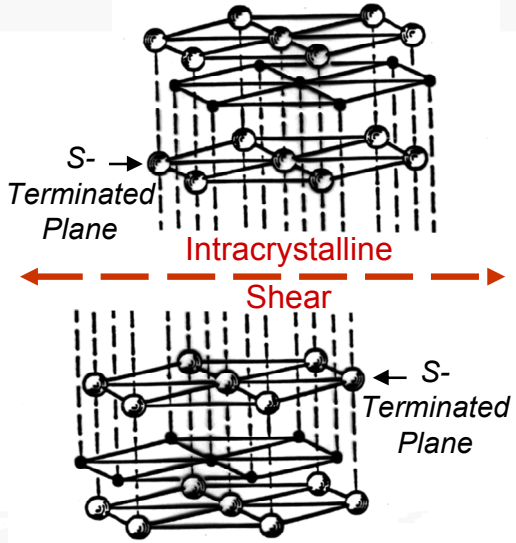

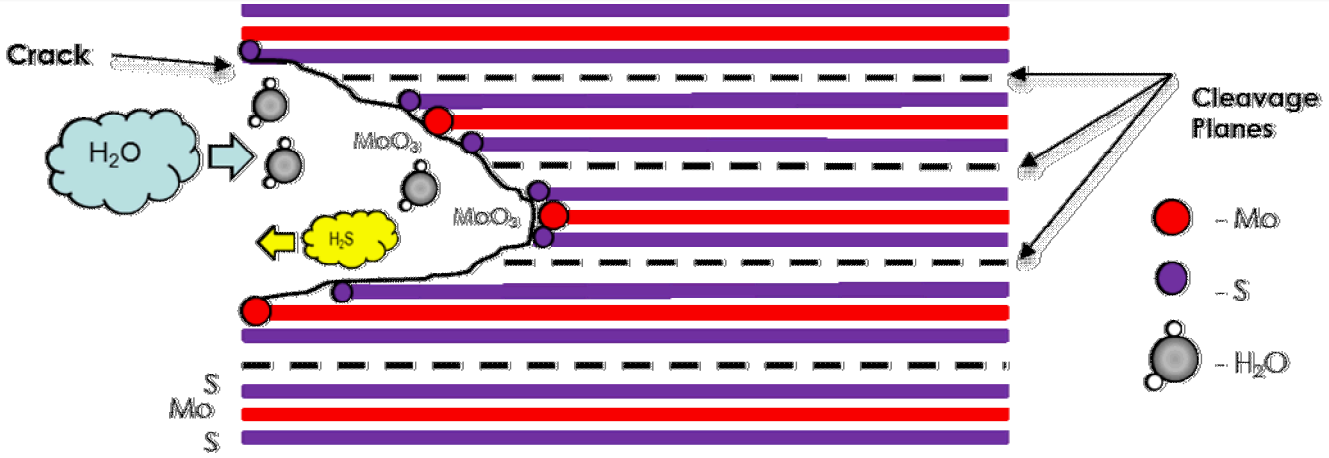

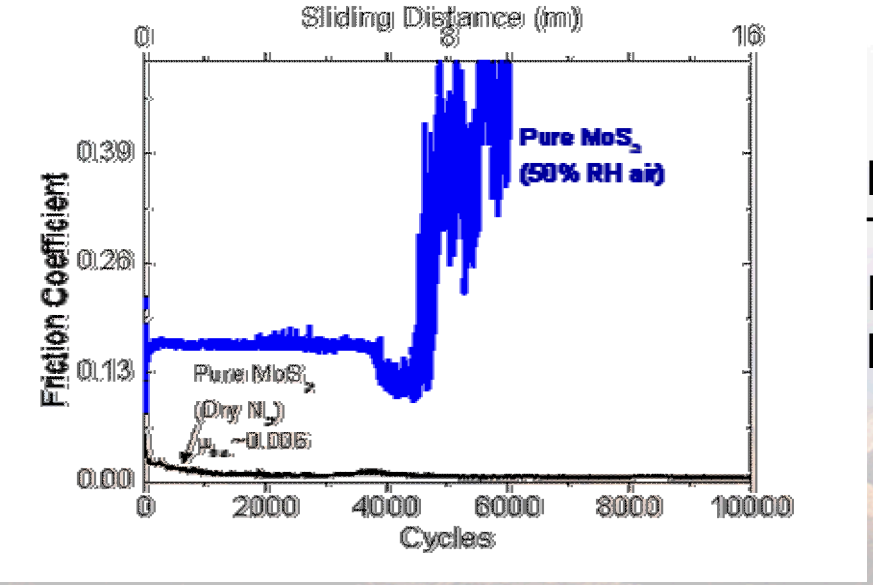

Reactions with water
Tribo-oxidation (MoO_3 formation)
Increase in the COF
Reduced Wear Life

Novel Concepts for Materials Synthesis

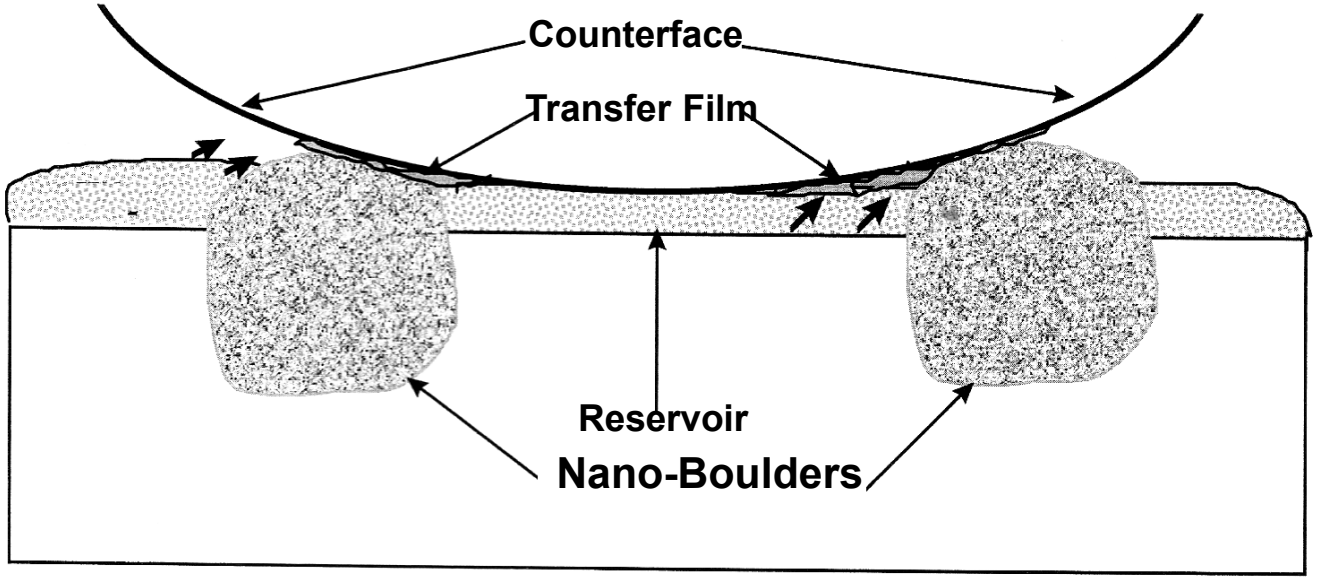

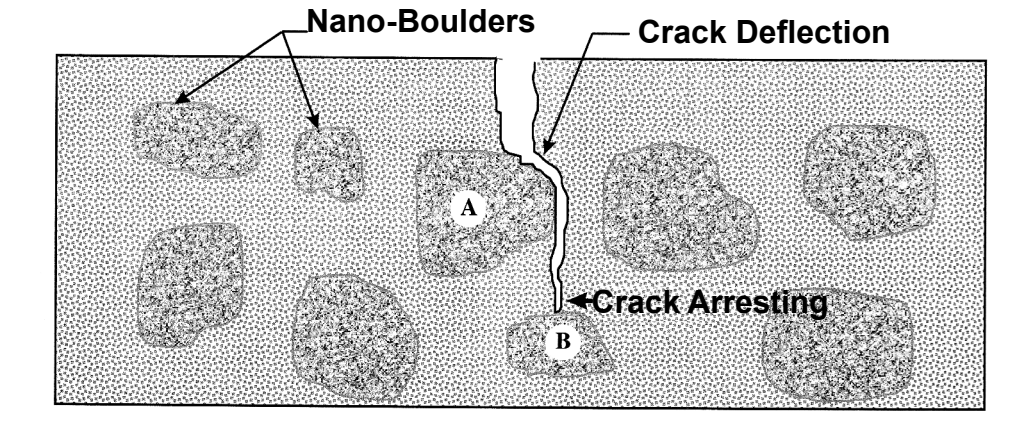

S. V. Prasad, N. T. McDevitt and J. S. Zabinski, Wear 230 (1999) 24-34

Sandia National Laboratories

Doped MoS_2 (Sb_2O_3 and Au) from Tribologix



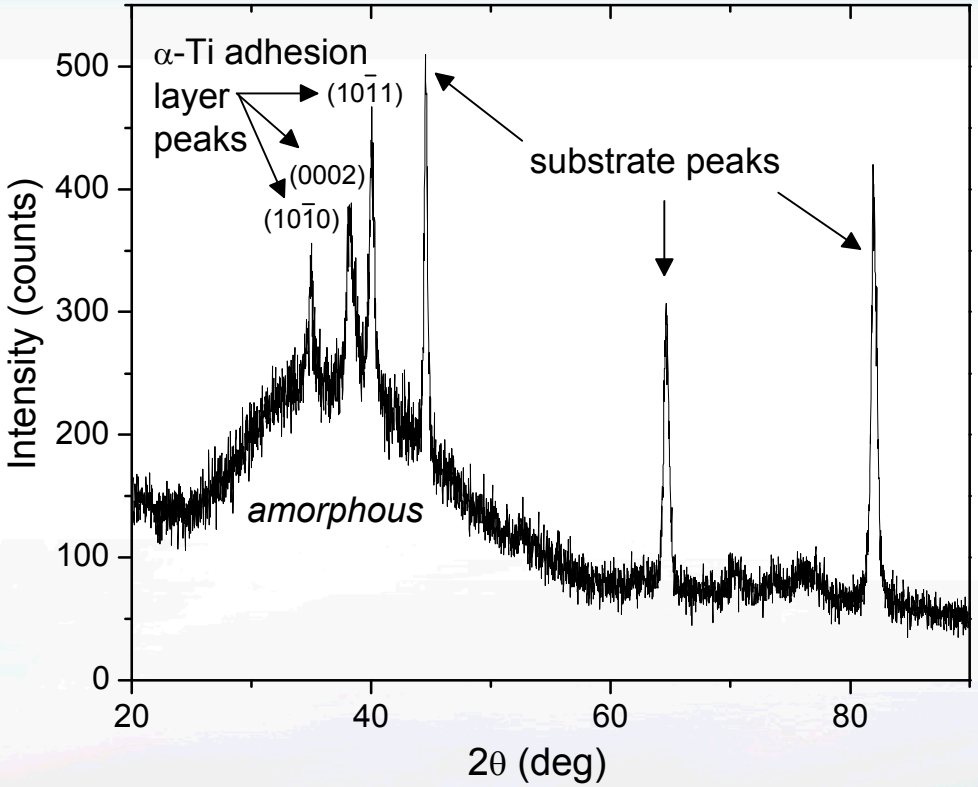

- Note the absence of peaks characteristic of any of the three constituent phases
- Instead there is a broad indicating the presence of an amorphous phase
- Doped films are much denser

Friction and Wear of Doped and Undoped MoS_2

Whether the MoS_2 is in nanocrystalline form or amorphous, friction induces crystallization with basal planes aligning parallel to the surface

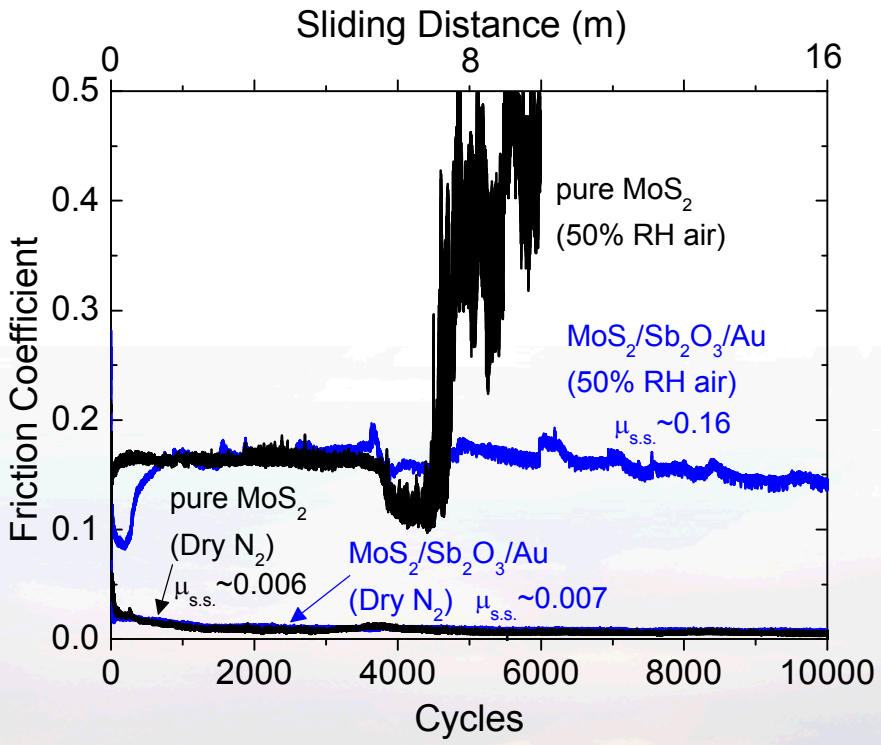



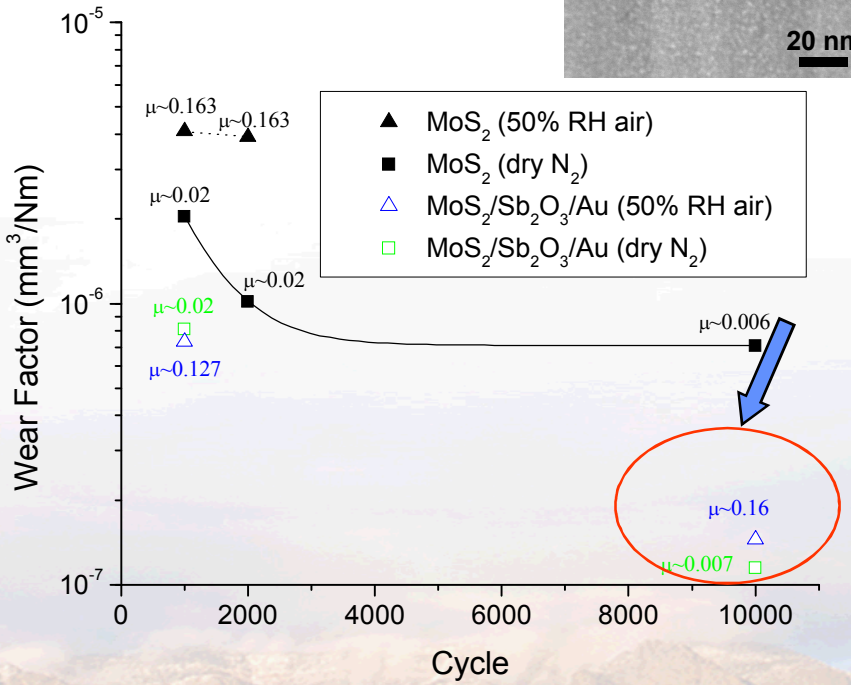

T. W. Scharf, P. G. Kotula and S. V. Prasad, Acta Materialia 58 (2010) 4100-4109

Friction-induced crystallization and reorientation of basal planes

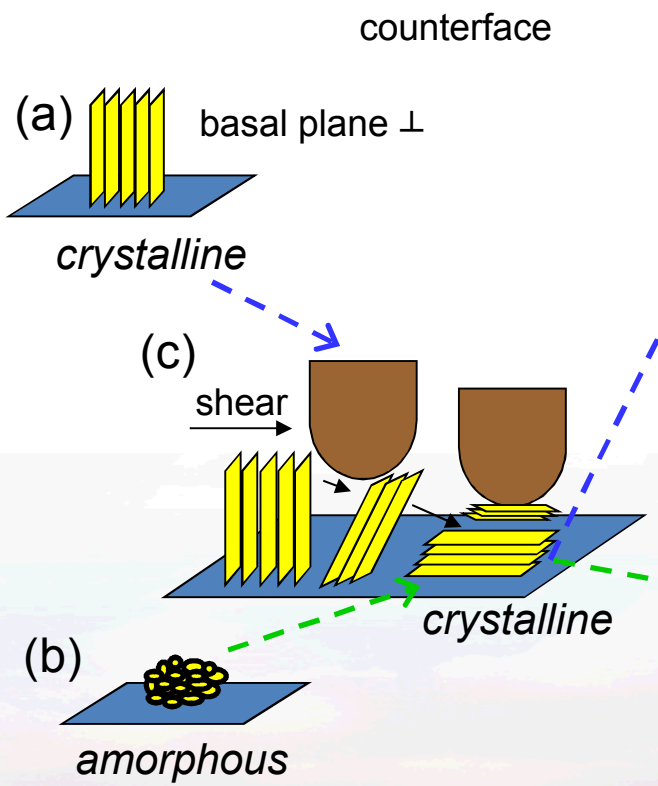



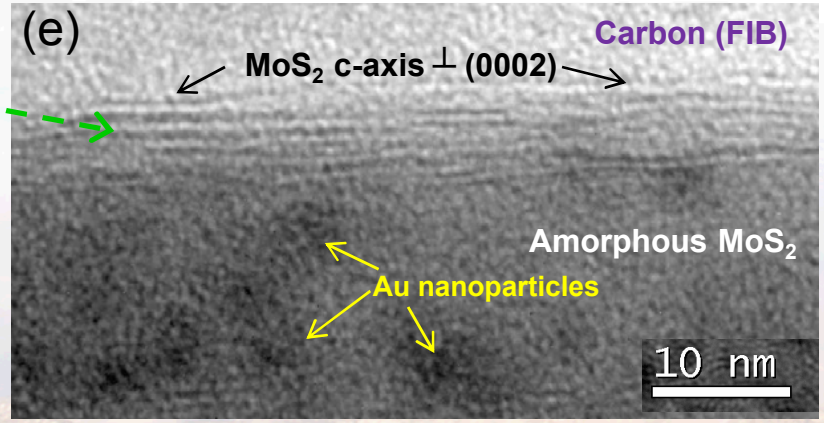

PVD-Co-Deposition for the Synthesis of MoS_2-Au Nanocomposites

Sputter targets located at 90 ° to each other and ~45° to the substrate stage

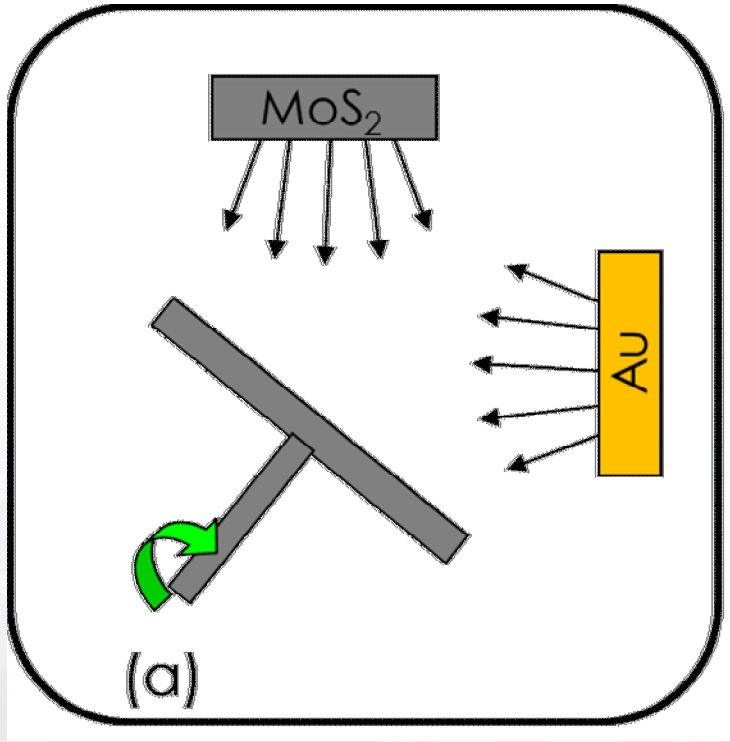

Experimental sputter co-deposition system used in this study



Independent rate control with stage rotation for uniformity

Independent QCM for rate monitor and control
Hot stage
DC Bias

XTEM of MoS_2-Au nanocomposite grown at 200°C

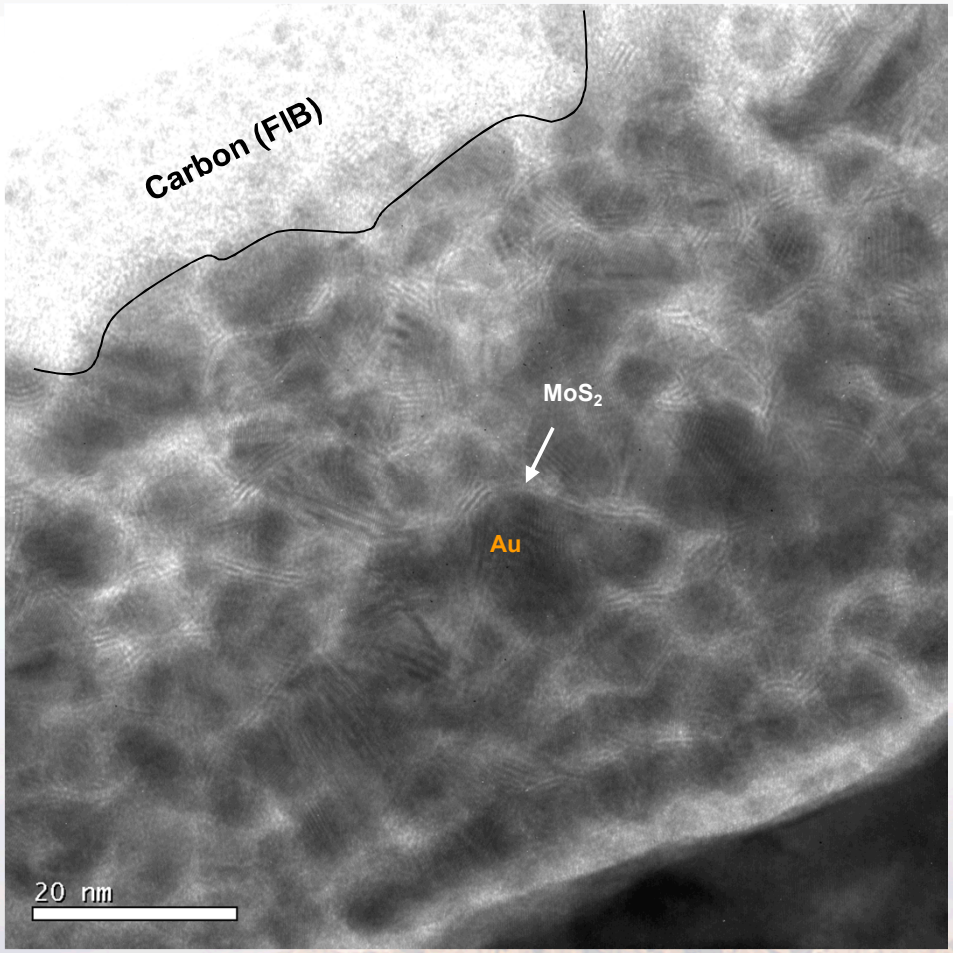

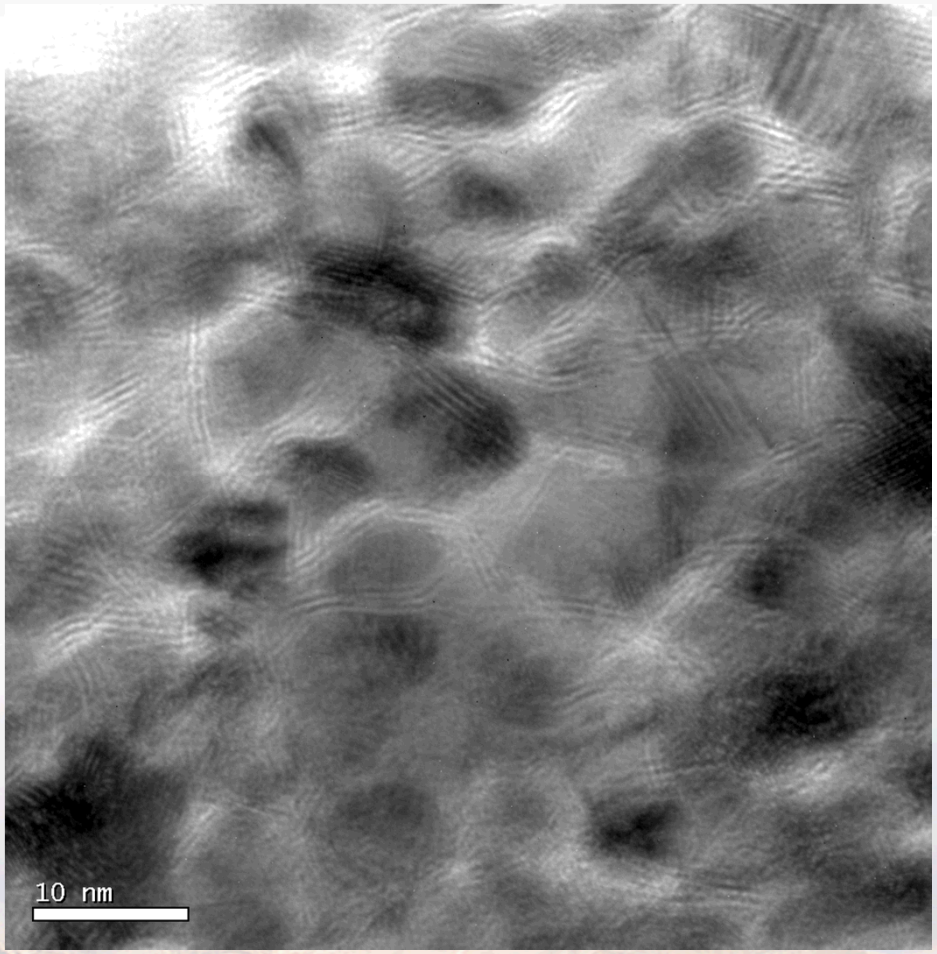

Nanocrystalline Au (~10 nm) core with MoS_2 basal planes encircling

Shear-induced exfoliation of MoS_2 (0002) with basal planes parallel to the sliding direction

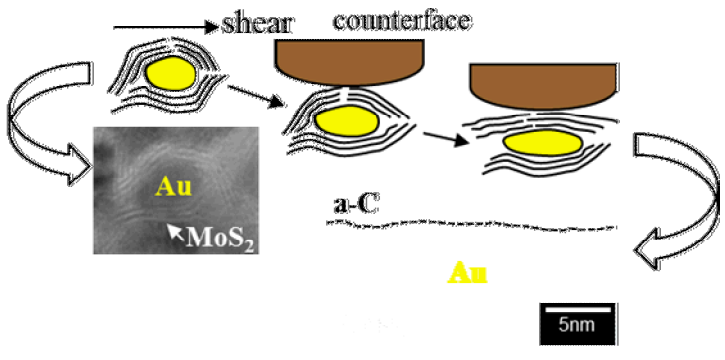



Cross-section of a Transfer Film
Air (50% RH)

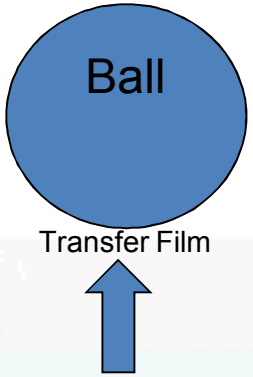



HRTEM

Mechanisms of Friction

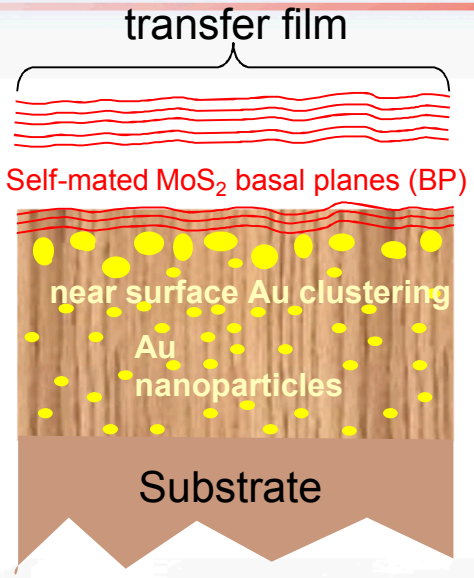

Worn (dry nitrogen)

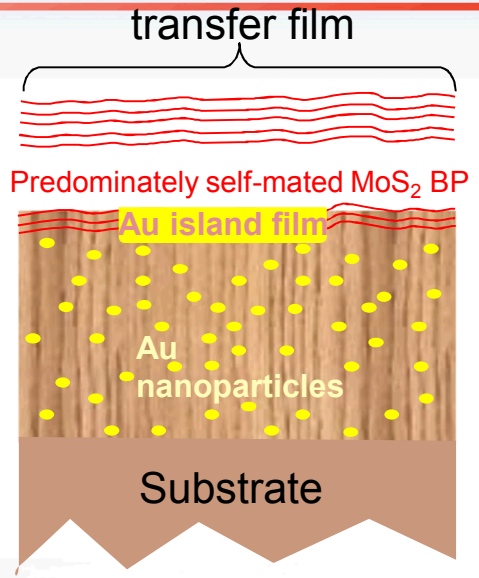

Worn (air with 50%RH)



- Whether the MoS_2 is in nanocrystalline form or amorphous, friction induces crystallization with basal planes aligning parallel to the surface
- COF in air is higher but the wear rate is almost identical, indicating the environmental robustness of wear for the nanocomposite (MoS2/Sb2O3/Au) coating
- Sb_2O_3 makes the coating brittle

Diamond-Like Carbon (DLC)

Ternary phase diagram of bonding in amorphous carbon-hydrogen materials

- Diamond-like Carbon has mixed sp^2/sp^3 bonding with majority being metastable sp^3, unless it is stabilized with C-H bonds.
- DLC cab be amorphous (a-C) or hydrogenated amorphous carbon (a-C:H) (typically 10-50 atomic % H).

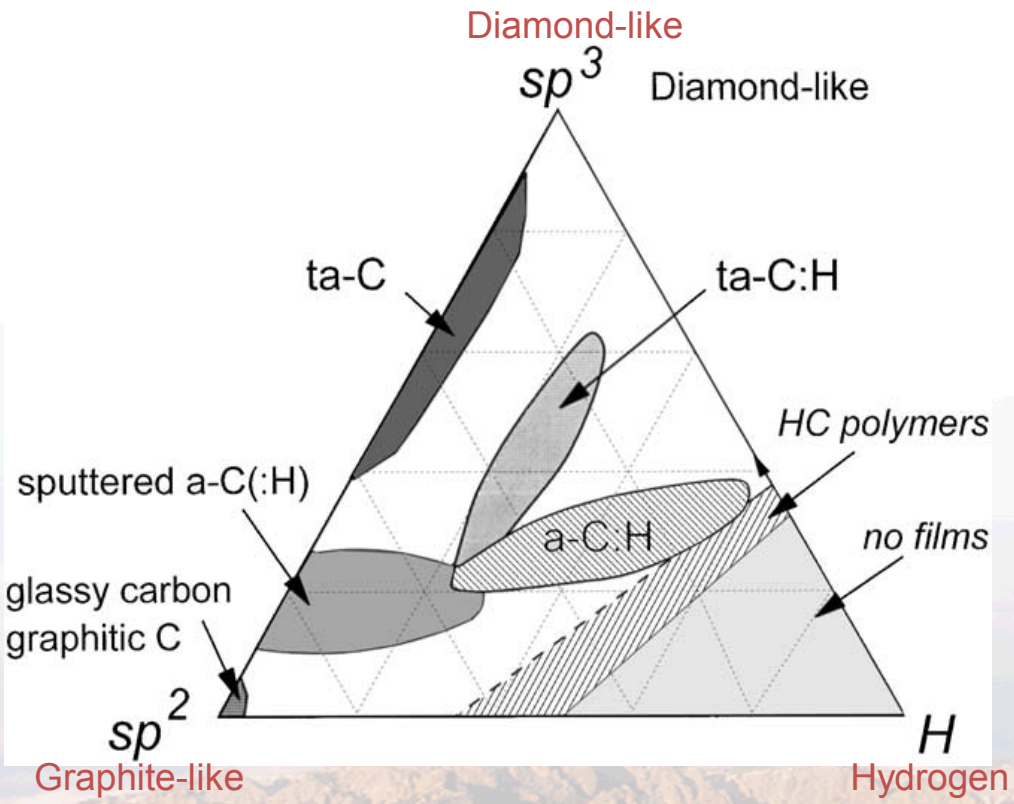

From J. Robertson (2002) Mater Sci Eng R 37: 129.

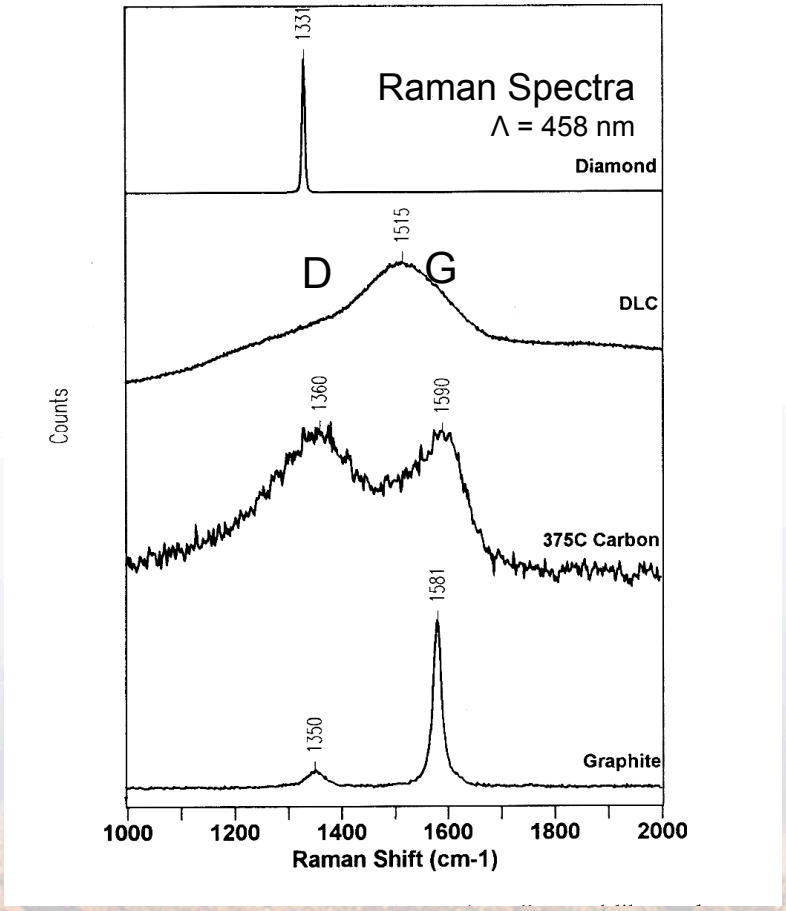

D. R. Tallant et. al, *Diamond and Related Materials* 4 (1995) 191-199

Synthesizing an Environmentally Robust DLC is Still a Challenge!

- Hydrogenated DLCs give low friction in dry environments.
- Hydrogen free DLCs require moisture to terminate dangling bonds.

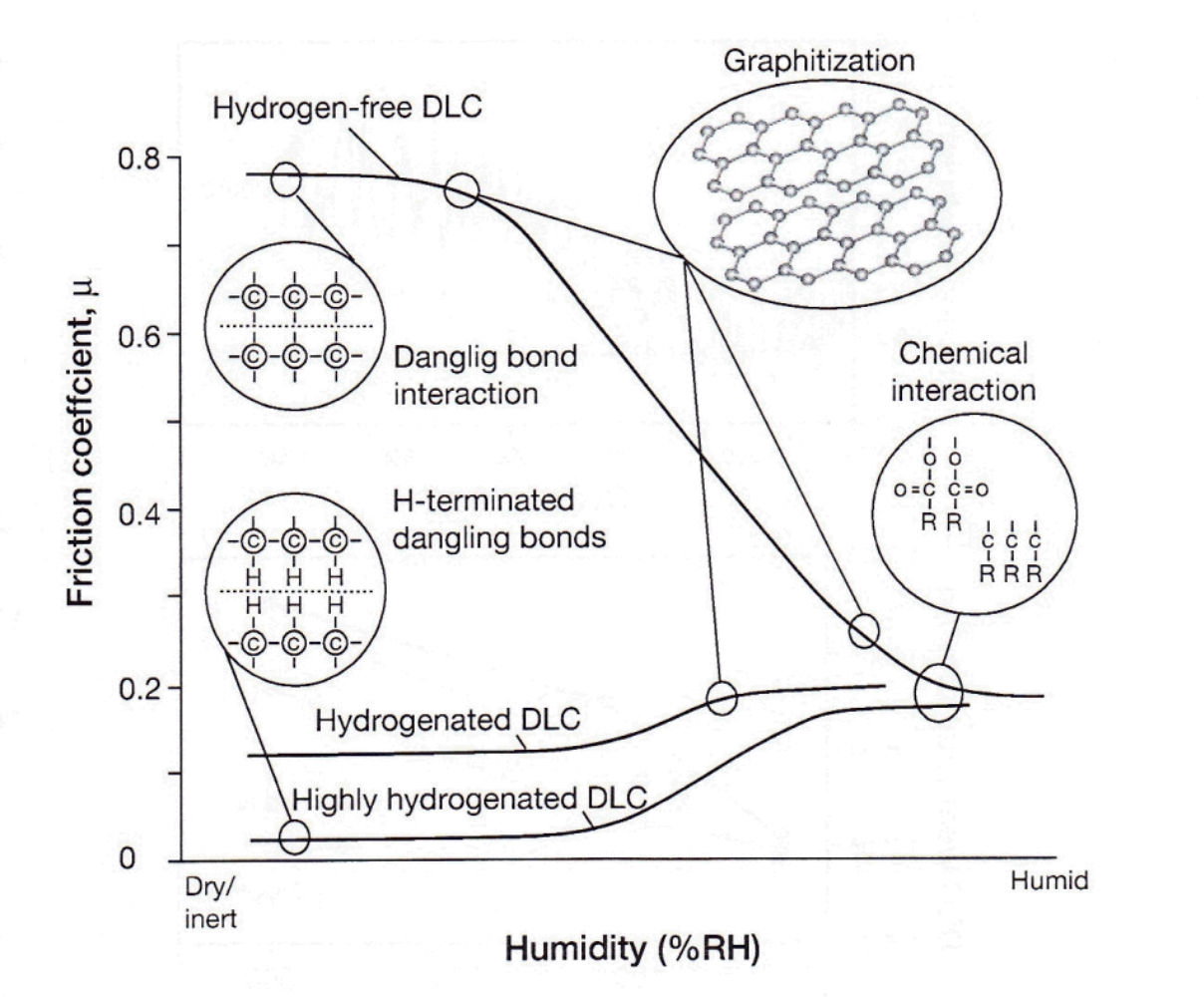

H. Ronkainen and K. Holmberg, "Environmental and Thermal Effects on the Tribological performance of Coatings", In: C. Donnet and A. Erdemir (eds.), *Tribology of Diamond-Like Carbon Films: Fundamentals and Applications*. Springer 2008

DLC can provide both high hardness and low friction

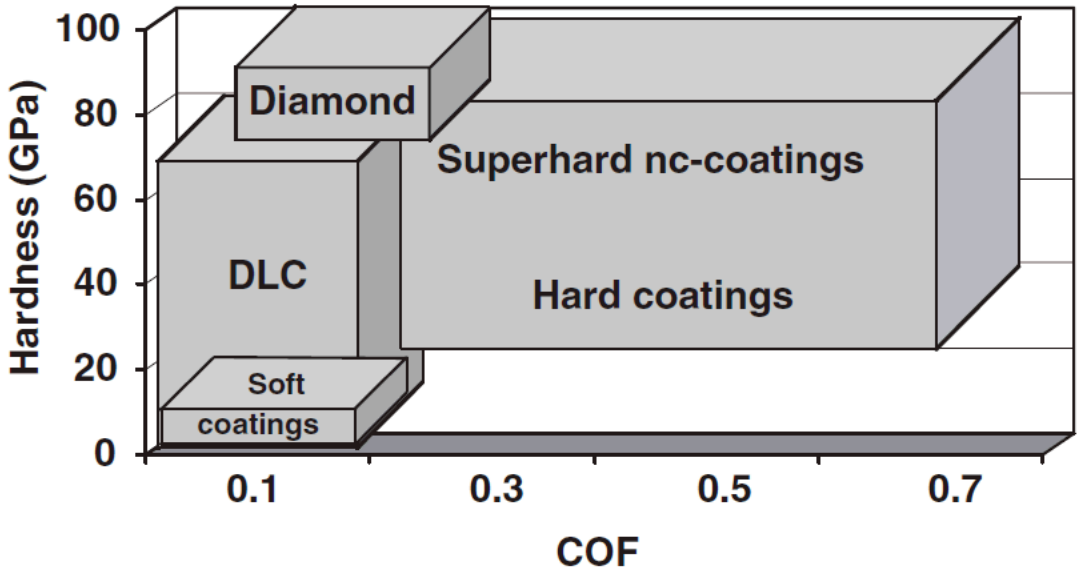

- DLCs exhibit the unusual combination of high hardness and elastic modulus in conjunction with low friction.
- This appears like an exception to the Bowden and Tabor Model which requires a low hardness for shear accommodation to achieve low friction.

C. Donnet and A. Erdemir "Diamond-like Carbon Films: A Historical Overview," from C. Donnet and A. Erdemir (eds.), *Tribology of Diamond-Like Carbon Films: Fundamentals and Applications*. Springer 2008

Diamond-Like Carbon Nanocomposites

Plasma Enhanced CVD

Ployphenylmethylsiloxane precursor

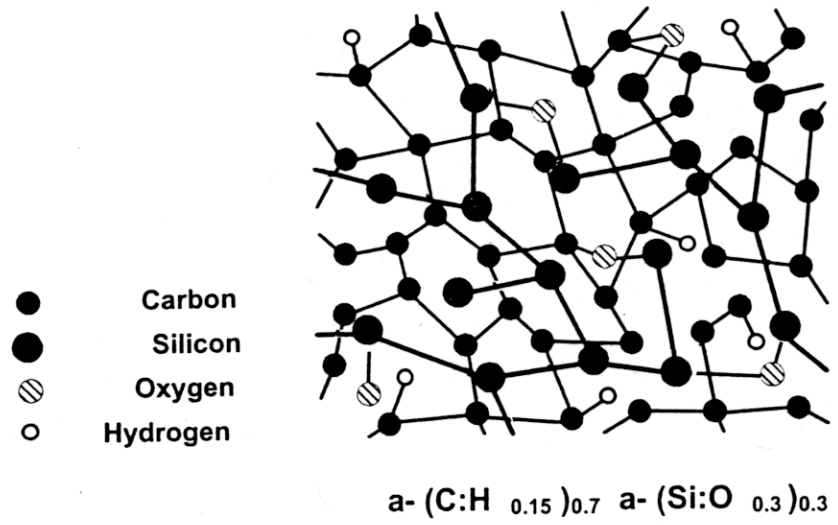

Schematic of DLN atomic structure.

Interpenetrating random networks
DLC (a-C:H) and glass like a-Si:O

- Conformal coatings could provide coverage of sidewalls
- Substrate temperatures do not typically exceed 150 to 200 ºC

Hardness: 9-17 GPa
Modulus: 90-140 GPa

V. F. Dorfman, *Thin Solid Films*, 212 (1992) 267-273

D. J. Kester, C. L. Brodbeck, I. L. Singer and A. Kyriakopoulos, *Surface and Coatings Tech*. 113 (1999) 268-273.

C. Venkatraman, C. Brodbeck and R. Lei, *Surface and Coatings Tech*. 115 (1999) 215-221.

The Friction Behavior is non-Amontonian

Air (50% RH)

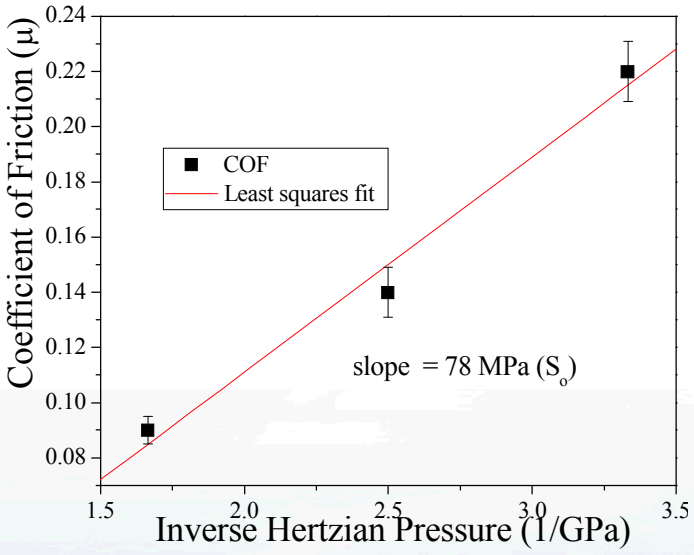

Dry Nitrogen

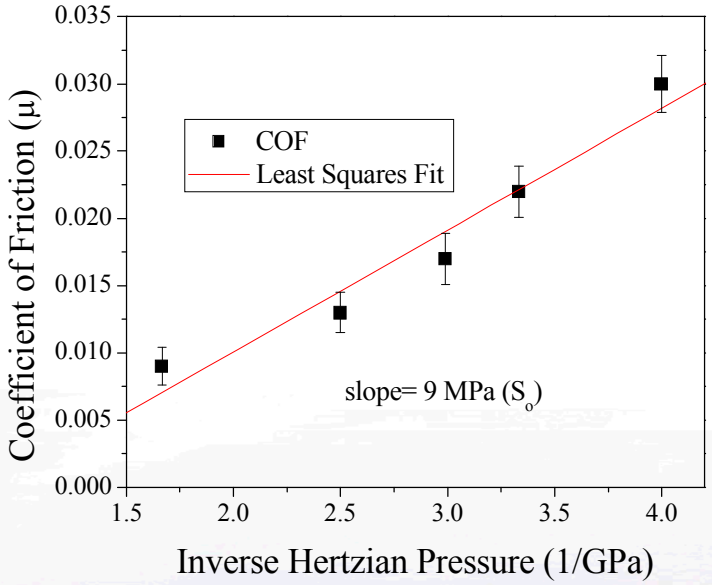

- Load Dependence
- Environmental Effects
- (Note the difference in the slopes)

T. W. Scharf, J. A. Ohlausen, D. R. Tallant, S. V. Prasad, J. Appl. Phys. 101 (2007)

ToF-SIMS of Transfer Films illustrating the Chameleon Nature

Humid Air (μ~.2)

Dry Nitrogen (μ~.02)

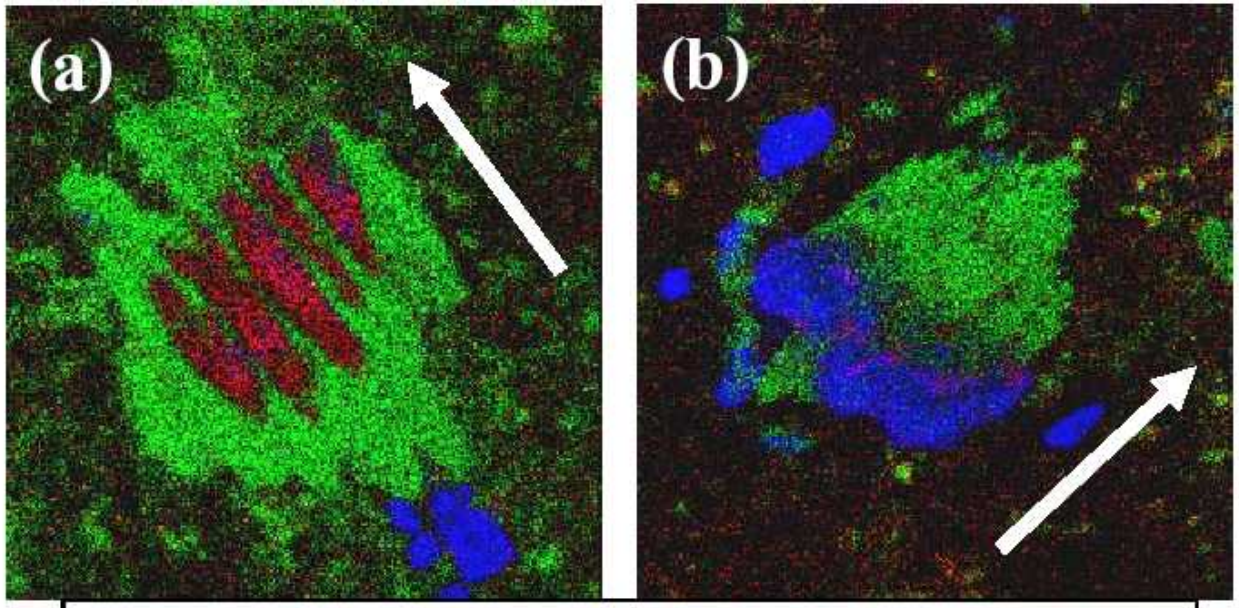

Red: SiO_2 ($O + Si + SiO_2 + SiO_3$)
Green: Long Range Carbon (C_1 to C_4 fragments)
Blue: Hydrogenated Carbon ($CH + CH_2 + C_2H$)

78 MPa

9 MPa

ToF-SIMS

Deviations from Predicted Behavior

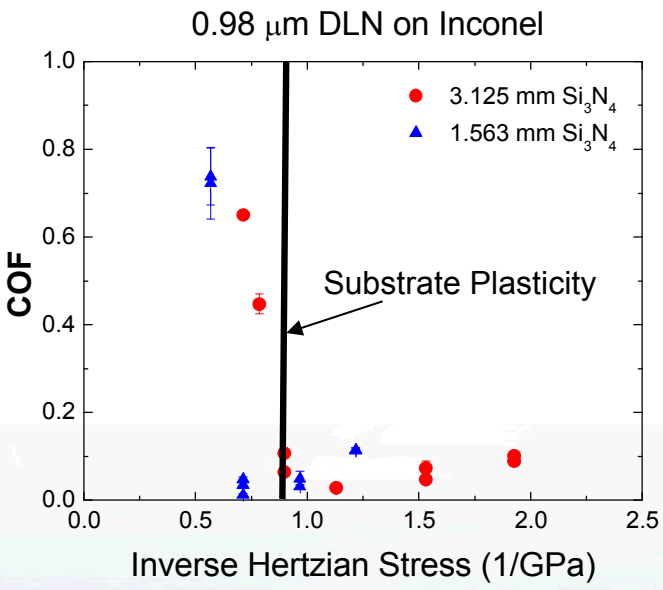

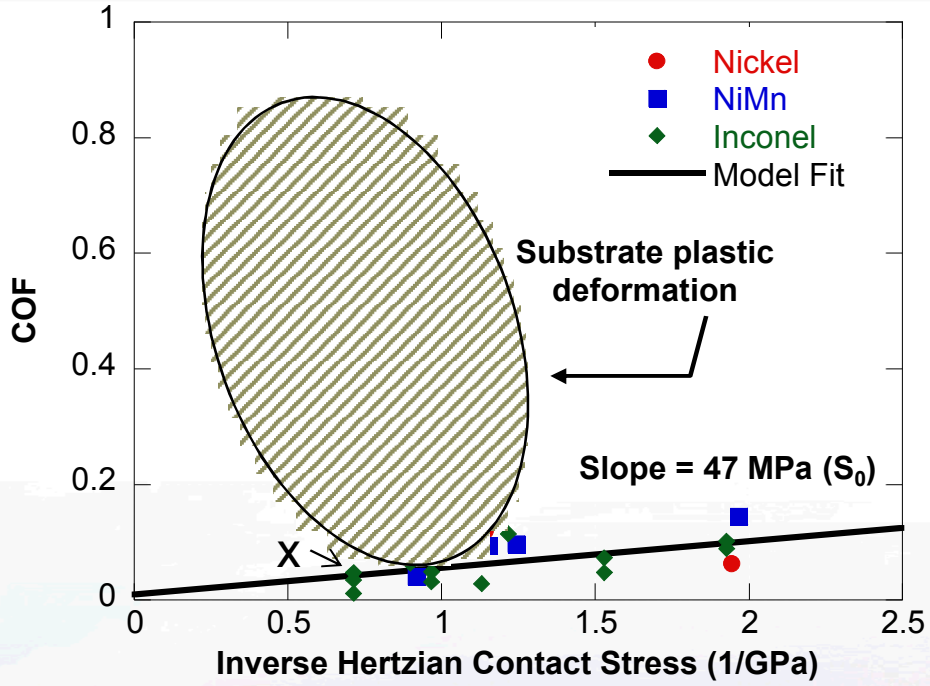

FEM predictions of substrate plastic deformation are in general agreement with observed deviations in Hertzian contact model

Multi-Layer Architectures may be necessary to mitigate substrate plastic deformation

J.M. Jungk, J.R. Michael and S.V. Prasad, Acta Materialia, (2008) 56: 1956-1966.

Friction Induced Plastic Deformation in the Substrate

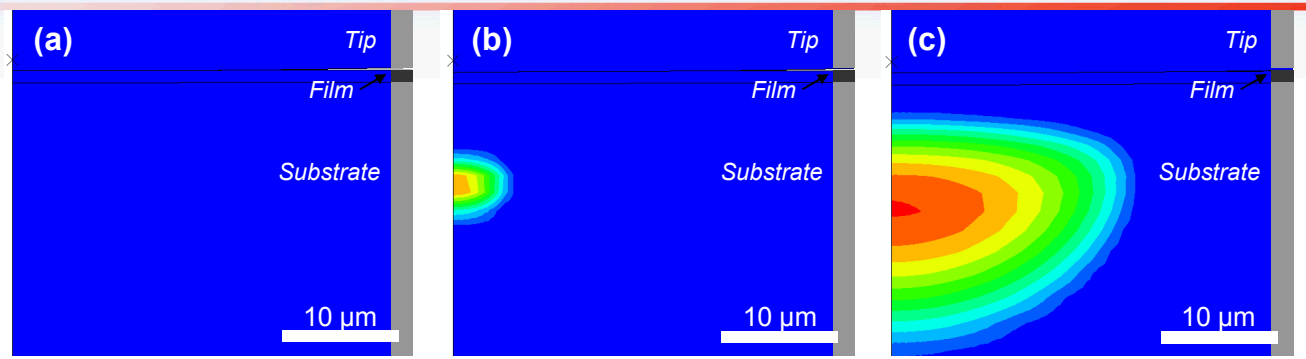

98 mN (514 MPa) 490 mN (875 MPa) 980 mN (1101 MPa)



S.V. Prasad, J.R. Michael T. R. Christenson, Scripta Materialia, 48 (2003) 48

Sandia National Laboratories

Multilayer Coatings: Adhesion, Load Bearing, Diffusion Barrier



Micro-cracks between nanolaminate layers

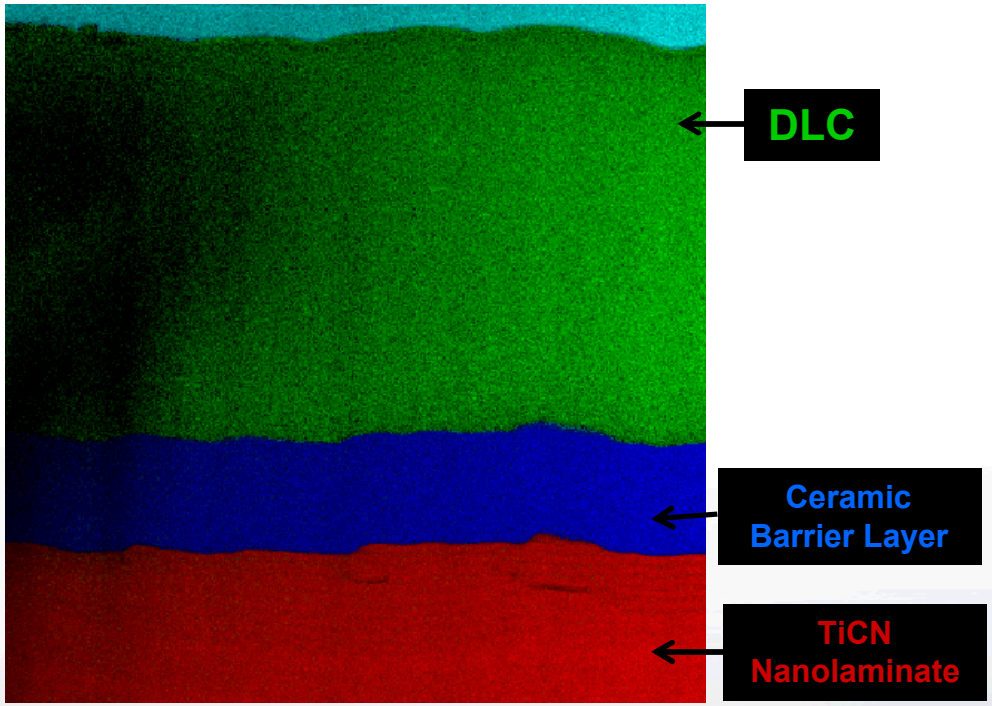

Robust Barrier

Space, The final Frontier

MISSE-7

Materials on the International Space Station Experiment





DLC post-MISSE (FIB)

Advanced analytical techniques are essential for assessing the materials aging and reliability

M. T. Dugger, T. W. Scharf and S. V. Prasad, "Materials in Space: Exploring the Effect of Low Earth Orbit on Thin Film Solid Lubricants" ADVANCED MATERIALS & PROCESSES 32 • MAY 2014

Sandia National Laboratories

Advanced Materials for Automotive Engines

World Tribology Congress-2010 Kyoto, Japan

Sandia National Laboratories

Concluding Thoughts

- **Materials designed for friction and wear mitigation, commonly referred to as tribological materials, must also meet mechanical and physical property requirements. This balance makes it very challenging from a practical design perspective.**

- **Avoid using metals/alloys that are prone to galling (Rabinowicz's Compatibility Chart)**

- **Solid lubricant coatings are needed, specifically when the operating conditions are beyond the liquid realm or in situations where liquids cannot be introduced.**

- **No single phase material can give low friction and wear in all environments and under all operating conditions**
  - Many Solid Lubricant Coatings Exhibit Load Dependence on Friction
  - Environment plays a very significant role in determining the tribological behavior

- **The DLC and MoS_2-bsed composites are two examples of Nanostructured materials that provide some degree of environmentally robustness.**

- **Introduce multilayer coatings if subsurface plastic deformation cannot be avoided.**

- **Use systems approach for the design of tribological contacts.**

Collaborators

- Ron Goeke (Thin Films)
- Paul Kotula (TEM)
- Joe Michael (EBSD)
- Mike Dugger (Tribology)
- Nic Argibay (Tribology)
- Tony Ohlhausen (ToF-SIMS)
- John Jungk (FEM)
- Rand Garfield (Tribology Support)
- Michael Rye, Gary Bryant (FIB)
- Bonnie McKenzie (SEM)

- Tom Scharf (U of North Texas)
- Andrey Voevodin (AFRL-UNT)
- Matthew Brake, Rice U
- Jeff Zabinski (AFRL-ARL)
- Jon-Erik Mogonye(UNT/Sandia)
- Greg Sawyer (U of Florida)
- Brandon Krick (Lehigh U)
- Rob Carpick (U Penn)
- Chandra Venkatraman (Entegris)
- Cindy Broadbeck (SulzerMetco)