SANDIA REPORT
SAND2018-9945
Unlimited Release
Printed September 2018

Annular Core Research Reactor Pulse History Report
2003–2017

Aaron M. Miller

Prepared by
Sandia National Laboratories
Albuquerque, New Mexico 87185 and Livermore, California 94550

Sandia National Laboratories is a multimission laboratory managed and operated by National Technology and Engineering Solutions of Sandia, LLC, a wholly owned subsidiary of Honeywell International, Inc., for the U.S. Department of Energy's National Nuclear Security Administration under contract DE-NA0003525.

Sandia National Laboratories

Issued by Sandia National Laboratories, operated for the United States Department of Energy by National Technology and Engineering Solutions of Sandia, LLC.

Available to DOE and DOE contractors from

U.S. Department of Energy
Office of Scientific and Technical Information
P.O. Box 62
Oak Ridge, TN 37831

Telephone: (865) 576-8401
Facsimile: (865) 576-5728
E-Mail: reports@osti.gov
Online ordering: http://www.osti.gov/scitech

Available to the public from

U.S. Department of Commerce
National Technical Information Service
5301 Shawnee Rd
Alexandria, VA 22312

Telephone: (800) 553-6847
Facsimile: (703) 605-6900
E-Mail: orders@ntis.gov
Online order: http://www.ntis.gov/search

SAND2018-9945
Printed September 2018
Unlimited Release

Annular Core Research Reactor Pulse History Report
2003–2017

Aaron M. Miller
Org. 01385, Nuclear Reactor and Systems Engineering
Sandia National Laboratories
P. O. Box 5800
Albuquerque, New Mexico 87185-MS1141

Abstract

This report documents and describes the tabulation and analysis of historical pulse operation data from the Annular Core Research Reactor (ACRR) at Sandia National Laboratories (SNL). The pulse data was obtained from a combination of pulse log files generated at the control console and pulse diagnostics system data. The pulses presented were performed within the time period of April 2003 and December 2017.

A brief analysis of the data is included to characterize the aggregate behavior of ACRR pulses with respect to theoretical treatments based on the point reactor kinetics model. It is expected that the data presented will provide an organized and consolidated resource to reference historical pulse data at the ACRR for use in analyses, verification and validation, and general understanding of the machine. A comprehensive set of data is presented to the reader in the appendices.

ACKNOWLEDGMENTS

The author would like to thank the ACRR Operations staff for providing access to the pulse log file inventory and the directory containing the pulse diagnostic data spreadsheets.

TABLE OF CONTENTS

FIGURES

TABLES

NOMENCLATURE

ACRR	Annular Core Research Reactor
CR	Control Rod
DC	Delayed Critical
DOE	Department of Energy
FR	FREC-II Rod
FWHM	Full Width at Half Maximum
GW	Gigawatt
I&C	Instrumentation and Control
IE	Instrumented Element
LEHM	Leading Edge at Half Maximum
MJ	Megajoule
MW	Megawatt
N-F	Nordheim-Fuchs
NV	Reactor Power
NVT	Integrated Reactor Power
PRT	Pulse-Reduced-Tail
PSR	Peak System Reactivity
SNL	Sandia National Laboratories
SR	Safety Rod
TEHM	Trailing Edge at Half Maximum
TR	Transient Rod
TRW	Transient Rod Withdrawal
UO_2-BeO	Uranium Dioxide/Beryllium Oxide
UZrH	Uranium/Zirconium Hydride

[Page intentionally left blank.]

1. INTRODUCTION

1.1. Purpose

The purpose of this report is to present an organized set of ACRR pulse operation data that has historically been maintained in the form of text-based log files and individual excel spreadsheets. Considering the uniqueness of the ACRR's design and capabilities, compiling the experimental data from the past 15 years into an analyzable, unified format provides an invaluable resource for trending, visualizing, and simply learning the operational characteristics of the ACRR.

It is expected that the data provided in this report will be used to further operator and experimenter understanding of the reactor. This report is thus intended to be used as a tool for advancing the knowledge of pulse reactor system physics at the ACRR, and for providing the capability to perform reasonable projections of reactor behavior in future pulse operations.

1.2. Scope

The ACRR is a system capable of performing both steady state and transient operations. In addition, transient rod withdrawal (TRW) operations were performed in the past as an operation performed under the pulse mode, and included a slow, prescribed transient reactivity insertion (with respect to pneumatic ejection). In this report, only the pulsed operations including fast transients are observed.

The operations provided and analyzed has also been filtered to discriminate operations that experienced detection issues or too much signal noise. Although these transient operations have been omitted from this analysis, it is expected that the sample obtained is sufficient to capture the behavior of the ACRR throughout the historical period presented. The standard transient reactivity insertion range for this data is between $1.20 and $3.50 in magnitude.

1.3. Methodology

The accompanying data was extracted, organized, and tabulated individually as pulse log files and pulse diagnostic files. Therefore, the data is kept separate and with its respective system. Since the data collection from either system is inherently differentiated due to the method of calibration, age of equipment, and detector location in the core, it is expected that the data be different, but comparable. Alongside graphical presentation of the data, a brief summary and analysis is provided for two pulse detector systems at ACRR, then compared and characterized with respect to a specialized treatment of the point reactor kinetics equations. The effects of experiment packages and the coupling state of the subcritical multiplier, FREC-II, were not distinguished in this analysis and, consequently, the conclusions represent the mean behavior of the ACRR over all analyzed reactor arrangements.

2. REACTOR DESCRIPTION

The ACRR is an open pool-type research reactor located in Technical Area V (TA-V) of Sandia National Laboratories, New Mexico. It is designed to perform both steady state and transient power operations and contains a 9-inch diameter dry central cavity used to load experiments for irradiation testing. Since many experiment packages at the ACRR typically require a rapid elevation of neutron fluence in a number of radiation environments, a major assets to the ACRR's qualities are its capability of performing large pulsed transients and its characteristic epithermal neutron spectrum, which may be masked with the use of spectrum modifiers to supply a variety of neutron- and mixed-field environments.

Installed adjacent to the ACRR in the pool is the fueled ring external cavity-II (FREC-II), which houses a larger 20-inch diameter dry external cavity used to accommodate larger experiment packages. FREC-II is a subcritical multiplier which may be coupled to the ACRR to provide an additional irradiation environment inside the external cavity. When FREC-II is not in use, it is tilted back from the ACRR and separated by a nickel plate and considered "decoupled." A typical ACRR pulse with FREC-II decoupled is shown in Figure 1. The ACRR is the top right assembly and the FREC-II is the bottom left assembly in the figure.



Figure 1. ACRR Performing a Pulse with FREC-II Decoupled

The typical ACRR configuration consists of 236 uranium dioxide/beryllium oxide (UO_2-BeO) fuel elements (228 elements, 8 fuel-followed regulating rods) consisting of 21.5 weight percent urania enriched to 35 percent uranium-235. Compared to typical uranium/zirconium hydride (UZrH) TRIGA fuel, the ACRR fuel is designed to have a higher heat capacity, and thus is capable of

withstanding larger reactivity excursions. The reactivity of the ACRR is controlled by 11 regulating rods – 6 fuel-followed Control Rods (CR), 2 fuel-followed Safety Rods (SR), and 3 void-followed Transient Rods (TR) containing boron-carbide (B_4C) as the neutron poison.

The FREC-II assembly contains 182 UZrH fuel elements (178 elements, 4 fuel-followed FREC-II rods) consisting of 12 weight percent uranium enriched to 20 percent uranium-235. The flux shape in the FREC-II is influenced by 4 FREC-II Rods (FR) located at the side of the external cavity opposite the ACRR. The reactivity state of the FREC-II assembly is driven almost entirely by the ACRR when coupled.

Pulsing at the ACRR is accomplished by manipulation of the TR bank. The TRs are outfitted with a piston-cylinder assembly which rapidly injects pressurized nitrogen to eject the rods from the core. This places the ACRR into a super-prompt-critical state typically controlled to be between \$0.50 and \$2.50 above prompt-critical, which is quickly overcome by the fuel's Doppler broadening feedback mechanisms, terminating the excursion after a few milliseconds.

3. OPERATIONAL DATA

The pulse data presented was received from two different systems installed at the ACRR. The primary system used for safety-related indications and activities is referred to as the Plant Protection System (PPS); therefore, this system has historically been required to be formally calibrated annually. The calibration technique used for the PPS has been a pool water calorimetric calculation during a steady state operation. The primary detection devices for the PPS in pulse mode are self-powered neutron detectors (SPNDs) utilizing cadmium emitters. The PPS provides data from two separate channels, PPS1 and PPS2, which are recorded by the LogMaster computer.

The alternate system monitoring pulse behavior at the ACRR is referred to as the Pulse Diagnostics System (PDS). The PDS is not a safety system, but provides additional diagnostic information concerning pulses performed at ACRR, and thus is referenced rather frequently. The PDS is also not a formally calibrated system; however, the values it presents are retroactively attuned to passive reactor dosimetry (i.e., nickel and sulfur activation) values obtained during each operation, serving a somewhat informal method of calibration. The primary detection devices used in the PDS for pulse diagnostics are also cadmium emitter based SPNDs.

Since 2006, most operations performed at the ACRR utilized both systems to acquire pulse data. Using the recorded operation number, both systems can be compared side-to-side for a multitude of pulse parameters to understand the differences between the two. The reactor behavior reported by both systems can also be analyzed relative to theory and computational models to further understand the adequacy of either to serve diagnostic or safety functions[*]. The following analysis will investigate the mean historical ACRR pulse behavior reported by the PPS and PDS against common pulsed reactor kinetics equations.

3.1. Peak Power

Perhaps one of the first noticeable attributes of a super-prompt-critical reactor pulse is the power peak (NV). At the ACRR, the reactor is quickly returned subcritical primarily through a prompt negative reactivity feedback coefficient influenced by Doppler broadening in the fuel material. Treating the reactivity feedback in terms of an energy feedback term, γ, a simplification of the point reactor kinetics equation results in modeling the peak power as a function of reactivity insertion [Glasstone & Sesonske, 1991]:

$$P_{max} = \frac{(\rho_0 - \beta)^2}{2\gamma\Lambda} = \frac{\beta(\rho_\$ - 1)^2}{2\gamma_\$\Lambda} \qquad \text{[Eq. 1]}^\dagger$$

Where,

ρ = total reactivity insertion [δk/k]
β = delayed neutron fraction
γ = energy feedback term [(δk/k) per joule]
Λ = neutron generation time [sec]

[*] It should be noted that system's capability to provide one function does not exclude the capability to provide the other. However, diagnostic functions are primarily concerned with precision, whereas safety functions are frequently provided with a conservative bias.

[†] The $ subscript denotes the use of reactivity in the unit of dollars.

This treatment of the point reactor kinetics equations is known as the Nordheim-Fuchs (N-F) model (derived in Appendix D), and is applicable when the contribution of delayed neutrons is negligible, the starting reactor power is low, and the reactivity is inserted as a step function. Although the pulses at ACRR are in no way ideal in this manner, the model gives guidance as to how pulse parameters are expected to behave as a function of reactivity. In this case, the reactor power reported by each pulse is expected to increase quadratically with respect to the total reactivity insertion. The outputs given by PPS are shown below.

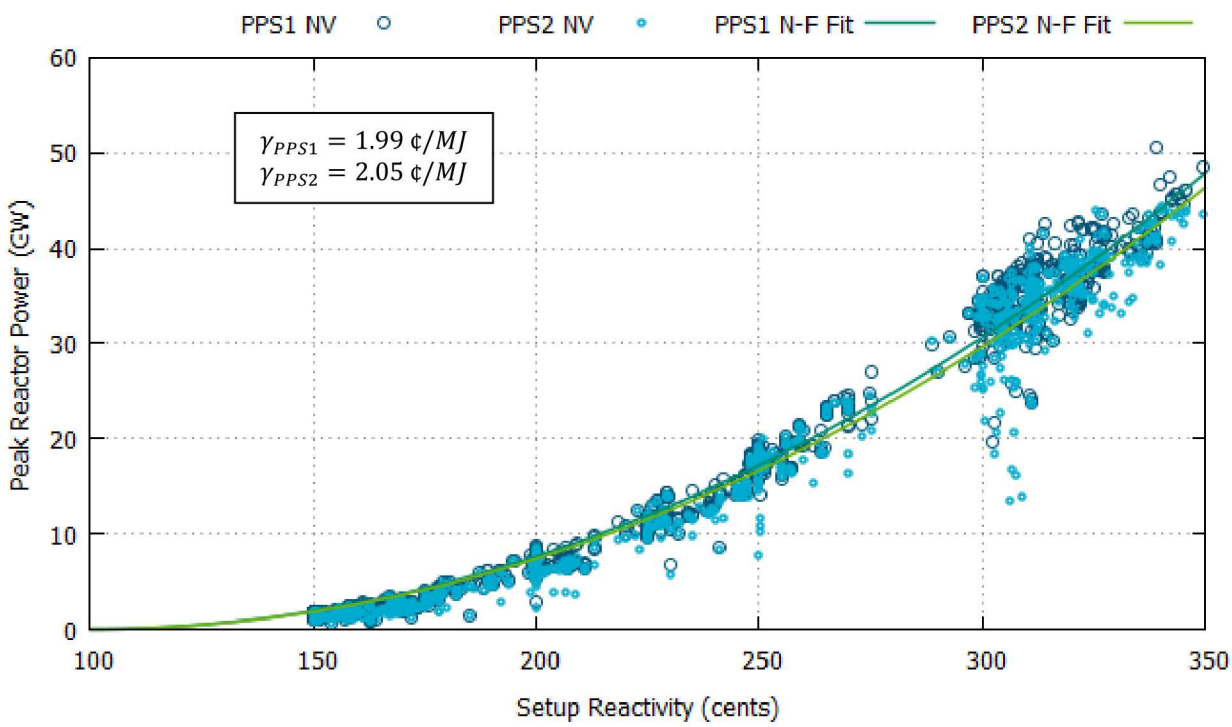

Figure 2. ACRR Peak Pulse Power Reported by PPS

Historically, it is evident that the ACRR peak pulse power does trend quadratically with respect to pulse setup reactivity, the expected reactivity insertion from a transient rod bank pneumatic ejection based on the cold-clean rod bank worth curve. Therefore, it is possible to perform a curve fit on the data from each PPS channel using the N-F approximation to determine an average energy feedback term for the ACRR. Least squares fitting the data for the reactor using the free-field 0.0073 for β and 24 microseconds for Λ results in an energy feedback term equal to approximately 1.99 and 2.05 ¢/MJ for PPS1 NV and PPS2 NV, respectively.

The NV values reported by each PPS channel appear to agree relatively well throughout the operational history examined, with the PPS2 channel reporting just slightly less than PPS1 channel on average. Above the $3.00 insertion level, PPS1 has reported as high as 51,800 MW and as low as 19,700 MW; whereas PPS2 has reported highs and lows of 47,300 MW and 13,500 MW, respectively. It should, however, be noted that the reported peak power of both systems has been indicated higher than 50,000 MW only twice, in pulse operations 7767 and 11762.

When using the available PDS data from the same pulse operations plotted in Figure 2, it can also be shown that the average behavior of the ACRR peak pulse power has been quadratic with respect

to setup reactivity. This confirms through two separate systems that the reactor has been relatively consistent with respect to theoretical predictions. However, the peak pulse power values reported by the PDS tend to be lower than those reported by the PPS. Performing a least squares fit on the data using the N-F model in Equation 1 results in a calculated energy feedback term equal to approximately 2.35 ¢/MJ, around 16% higher, on average, than the values that PPS reports.

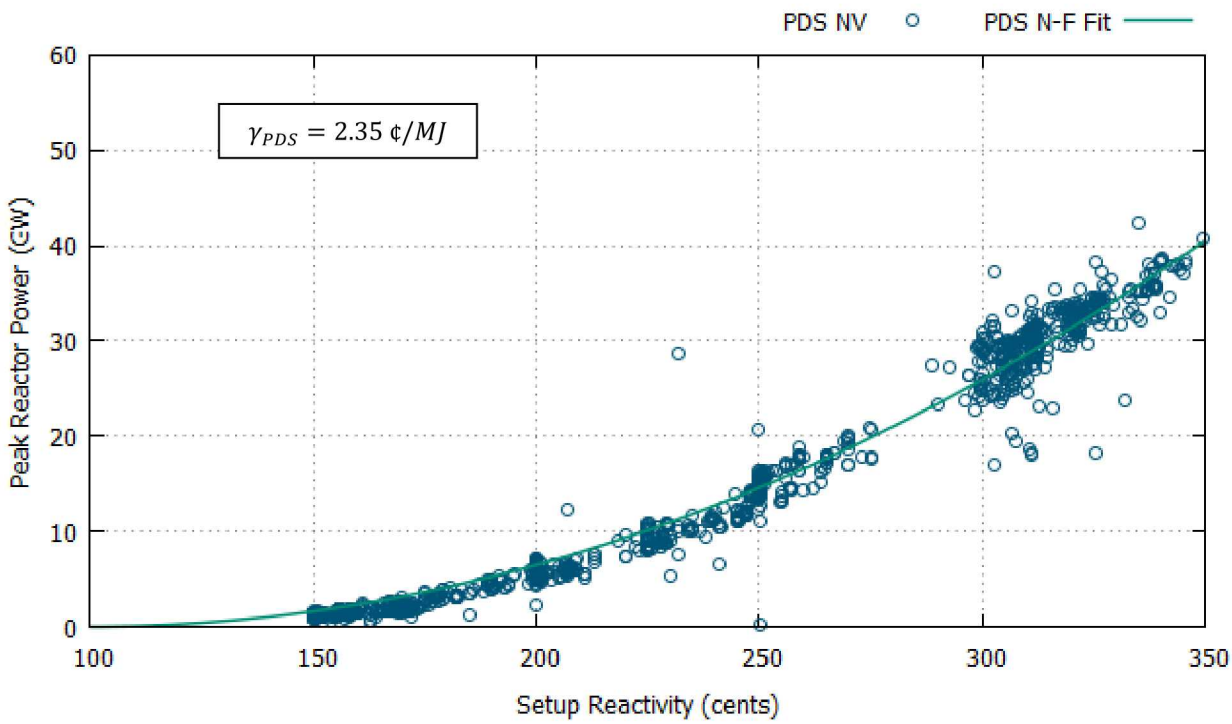

Figure 3. ACRR Peak Pulse Power Reported by PDS

The values that the PDS reports behave quite similar to the scattering of the PPS data, confirming that the general trend of variance is likely not due to detector malfunction and probably due to inconsistencies between similar pulse performances. For the majority of the curve, the PDS data remains rather dense until pulse sizes exceeding $3.00. Above that point, PDS reported values range from 17,000 to 35,900 MW, for pulse operations 11855 and 11762, respectively. Note that for operation 11762, PPS1 reported a value about 40% larger than that reported by the PDS.

The reason for the disparity between the magnitude of the PDS and the PPS data is most likely primarily due to the calibration methods of the two systems. Further, the PPS data is expected to perform safety functions for the reactor, and therefore is more likely to be calibrated with a safety buffer in favor of conservatism. The function of the PDS is much different, serving mostly as a reference for experimentation, and is adjusted more frequently to conform with dosimetry data given to experimenters.

Within each individual data set, the variance in the reported NV values is simply attributable to the nature of real-world systems. The ACRR has historically been driven to super-prompt-critical from multiple different initiating environments (e.g., starting power, pool temperature, etc.) that do not completely meet the assumptions of the N-F model. During the pulse, finite velocity limitations of the transient rod ejection result in reactivity feedback onset precluding the full

intended reactivity insertion as the pulse sizes get larger. Additionally, the effects of experiment packages on reactor kinetics are expected to have a role in the introduction of additional uncertainty. Nonetheless, it is reasonable to utilize the fit approximations to determine a prediction of the expected NV value based off the data sets provided in Figures 3 and 4, taking into account the deviation potential due to changes in the initiating environment. In general, peak reactor power may be expected to scatter high as the initiating environment becomes closer to mimicking N-F assumptions.

Obtaining the minimum reactor period from the power trace allows for the computation of the real reactivity utilized, or peak system reactivity (PSR), during the pulse through use of the inhour equation (discussed in more detail in Section 3.4). Although this methodology is limited in its capability of knowing the exact value of Λ for each pulse configuration, it is relatively useful overall to remove some degree of uncertainty present in the precision of the reactivity worth curves. This value is provided in the PDS output, which uses the assumption of 24 microseconds for Λ. It is appropriate to assume that the reactor period reported by the PDS is the about the same as what would be reported by the PPS channels, since its value is independent of scaling. The resulting energy feedback terms obtained by refitting the curves using the PSR are 1.47, 1.52, and 1.74 ¢/MJ for PPS1, PPS2, and the PDS, respectively.

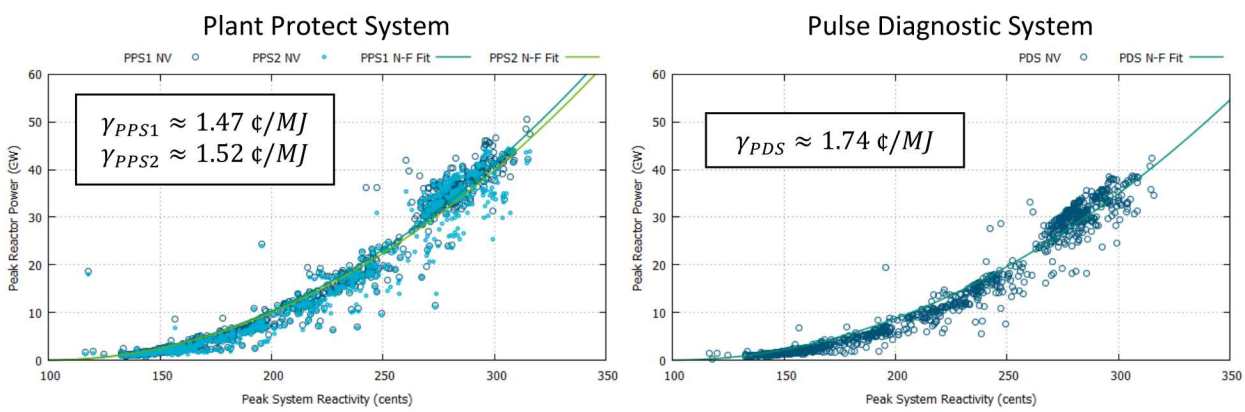

Figure 4. ACRR Peak Power as a Function of PSR

3.2. Energy Yield

Integrating the curve for reactor power results in the cumulative energy deposition (NVT), or "yield," for each pulse operation. Since reactor yield is transient in nature, it is desirable to choose key points in time during the operation at which to record yield values. At ACRR, it has become common practice to discuss pulse yield at the time of the peak, the time three full widths at half maximum (FWHM) from the peak, and 12 seconds following pulse initiation.

The pulse yield at the time of the peak is a desirable value; it signifies approximately half of the pulse-region yield, and is therefore useful for comparisons to N-F approximations. Additionally, it is definitive that the system reactivity at the pulse peak is exactly $1.00, meaning that reactivity feedback of the system can be reliably obtained. The yield at three FWHMs from the peak provides the cumulative energy deposition of the pulse prior to measurable delayed neutron contributions. Finally, 12 seconds is the chosen run time for a PDS log, and is commonly considered to be the "total yield" of the pulse. The PPS does not currently provide data for yield at peak or a yield at three FWHMs from the pulse peak, so will be omitted from the respective discussions.

Using the energy feedback term, γ, and the N-F treatment of the point reactor kinetics equations, the reactor yield at the peak may be modeled as a function of reactivity insertion. This treatment, and its associated assumptions, are derivative to that presented in Section 3.1:

$$E_{top} = \frac{\rho - \beta}{\gamma} = \frac{\rho_{\$} - 1}{\gamma_{\$}} \qquad \text{[Eq. 2]}$$

Where E_{top} is the reactor yield at the time of the peak. Following this equation, it is possible to obtain the total pulse-region yield expected by the N-F treatment by simply multiplying E_{top} by a factor of two. This treatment of the reactor yield also has the benefit over the pulse power equation (Equation 1) that it is independent of the neutron generation time. It is expected from the N-F treatment of energy production in Equation 2 that the reactor yield behaves linearly with respect to reactivity insertion.

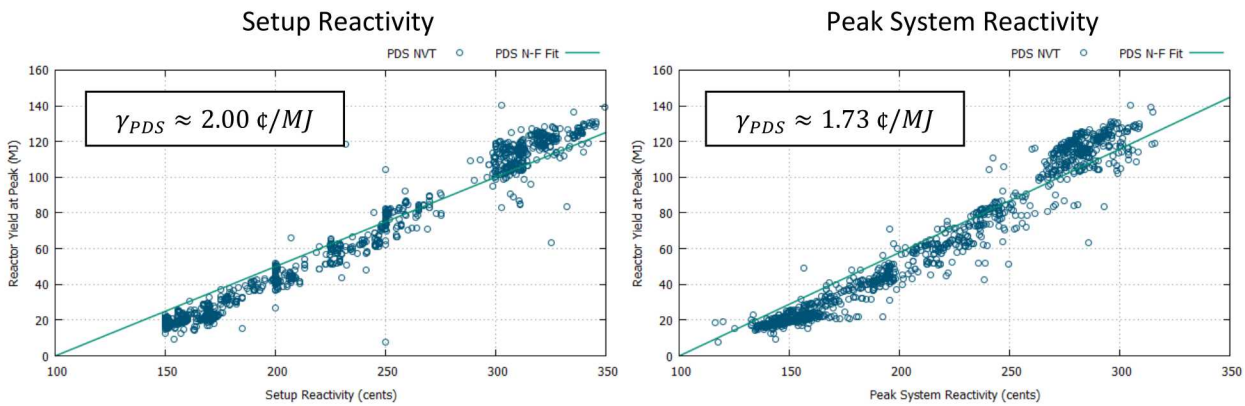

Figure 5. ACRR Yield at Peak Reported by PDS

The reactor yield at peak data reported by the PDS trends linearly with respect to reactivity insertion, ranging between 60 and 140 MJ for setup reactivities larger than $3.00. When performing an least squares curve fit with Equation 2 against the data plotted as a function of setup reactivity, the reactivity feedback term is calculated to be about 2.00 ¢/MJ, which is slightly lower than the value calculated from the pulse peak power. Using the PSR as the abscissa, however, results in a γ equal to approximately 1.73 ¢/MJ. Consequently, this computed value confirms the feedback term obtained from fitting the peak reactor power to Equation 1 using the PSR as the x-coordinate.

Reported values for total pulse-region yield (i.e. $2E_{top}$) can be reasonably expected to compare effectively to the yield at three FWHMs from the time of the peak, which has ranged from 130 to 300 MJ for setup reactivities exceeding $3.00. Therefore, the trend of this data should also be linear. Although, at this point in an operation, there is potentially a contribution to the reactor power due to delayed neutrons; therefore, the data may be slightly higher than twice the values reported by the yield at the peak data.

At first glance, the data in Figure 6 looks nearly identical to that presented in Figure 5; the only exception being the values appear to be scaled by a factor of two. Performing a curve fit on the expected behavior, $2E_{top}$, it is found that the results for the energy feedback term pre- and post-reactivity-adjustment are computed to be about 1.92 and 1.66 ¢/MJ, respectively. As discussed in the previous paragraph, these are expected to be less than the results using E_{top}, as the power

contribution of delayed neutrons has likely increased at this point. This results in a slight increase to the reported energy production by the end of the pulse region, effectively decreasing the perceived N-F energy feedback term.

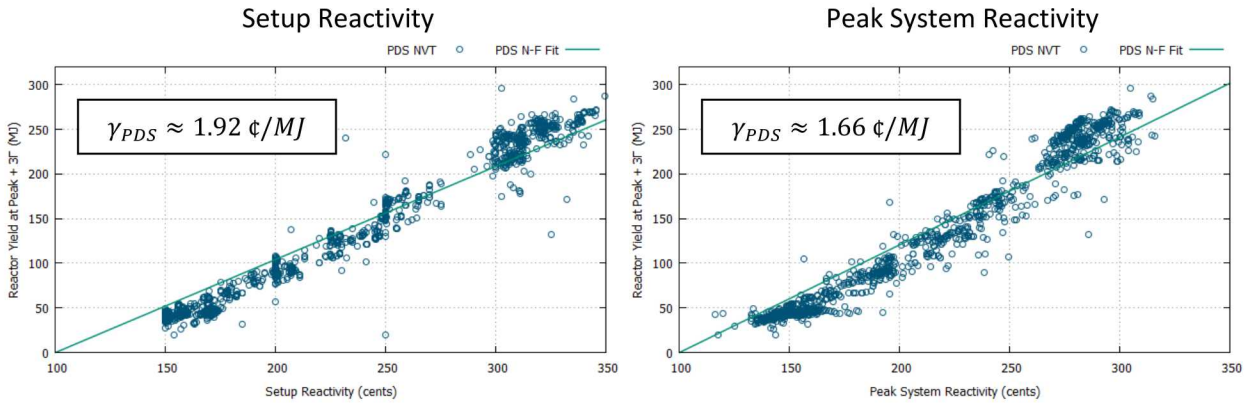

Figure 6. ACRR Yield at Peak + 3 FWHM Reported by PDS

If the N-F energy feedback term is forced to remain the same as fitted for the yield-at-peak curves, the energy contribution of delayed neutrons by the end of the pulse may be treated as a multiplier:

$$E_{top+3\Gamma} = 2M_\beta E_{top} = \frac{2M_\beta(\rho_0-\beta)}{\gamma} \approx \frac{2(1.04)(\rho_0-\beta)}{\gamma} \qquad \text{[Eq. 3]}$$

Where M_β is the multiplier to account for the aggregate contribution due to delayed neutrons by the end of the pulse region. The multiplier is obtained simply by taking the ratio between the expected energy feedback term and the fitted feedback term for the data for the yield at three FWHMs from the peak, which is approximately 104% for ACRR.

The total pulse yield reported by the PDS is a value used frequently to communicate prescriptively the size of pulse desired for experimentation. This is ultimately because the total yield is directly proportional to the neutron fluence imparted on the experiment package. It is a value that may be able to be characterized with a multiplier similar to above, however the process is somewhat more complex due to operational factors influencing the final yield.

The pulse mode at ACRR includes two rapid transient submodes known as pulse and pulse-reduced-tail (PRT) submode. The difference between the two is that PRT submode drops all of the regulating rods to their lower limits when a shutdown is initiated following the transient, and PRT drops only the SR and TR banks. Therefore, it follows that a pulse operation results in a higher total yield than a PRT operation. Although the submode selection is not electronically logged explicitly in either the PPS or PDS output logs, the shutdown initiation times are. Therefore, the following analysis will continue without distinguishing between pulse or PRT operations.

The shutdown initiation time, or rod hold-up (RHU), is a value selected prior to the pulse that prescribes a time at which to perform a shutdown during the operation. At ACRR, commonly used RHU times have included 0.25, 0.40, and 0.60 seconds, but many other durations may be selected and operations with up to 4-second RHU times have been logged. Using a similar treatment to that used in Equation 3 to apply a multiplier to the energy deposition, and using the PSR as the abscissa,

a multiplier, M_{RHU}, for the total yield reported for different RHU times may be approximated assuming that γ is equal to about 1.73 ¢/MJ.

Table 1. ACRR Total Pulse Yield Energy Multipliers for RHU Variations

RHU Time (sec)	N-F Energy Multiplier (M_{RHU})	Fit Standard Error
0.25	1.22651	8.66E-03
0.35	1.08414	2.13E-02
0.40	1.16764	6.63E-03
0.60	1.16319	8.89E-03
2.00	1.42383	2.87E-02
3.00	1.52956	6.55E-02
4.00	1.47535	4.58E-02
10.0	1.65867	5.89E-02

Although there is not enough RHU data to determine an empirical correlation for the energy multiplier as a function of RHU time, there is evidence that a logarithmic correlation may be possible to derive if an activity were developed to obtain the proper data. However, without accounting for RHU time, the total reactor yield for pulses reported by the PDS on average has been about 22% higher than the expected N-F approximation.

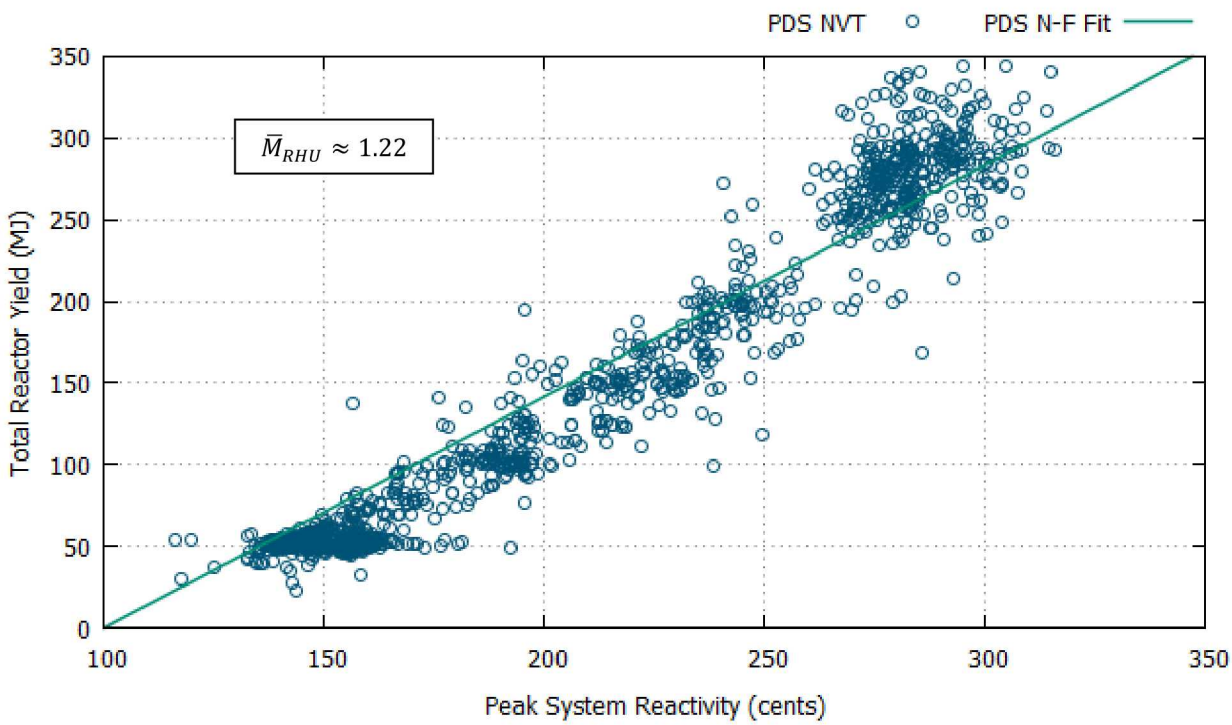

Figure 7. ACRR Total Reactor Yield Reported by PDS

The yield data reported by the PPS is limited in the sense that there is only one output per channel, the total integrated detector signal. The system is designed such that the power signal from the SPNDs continues to be integrated until the operator exits from pulse mode. Consequently, the data collected and logged exhibits an increased degree of variance since the time that the total yield is logged by the system is not controlled. This is, of course, due to the PPS's nature of being a safety

system, allowing it to continue tracking the reactor yield to actively monitor for trip setpoints. During a pulse operation, however, the operator logs the reported energy expenditure by hand onto run logs. This way, a relatively consistent total megajoule count on the reactor is logged for the PPS.

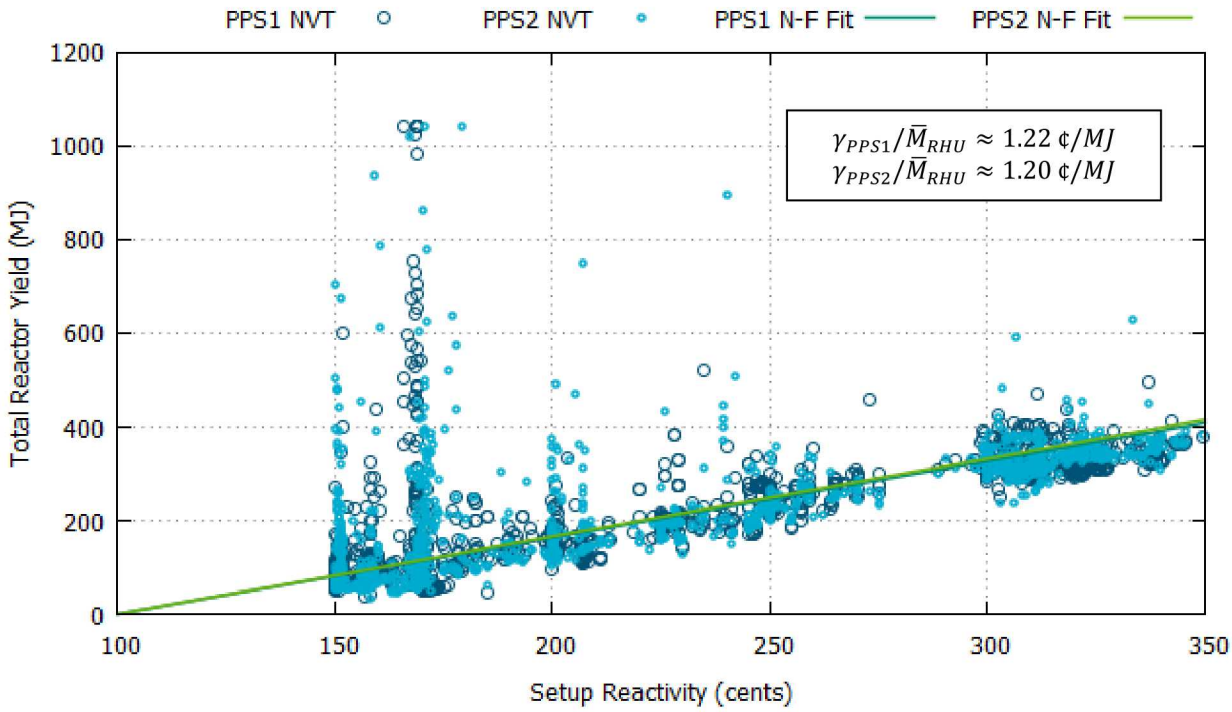

Figure 8. ACRR Total Yield Reported by PPS

Despite the significant scatter at the lower end of the pulse sizes, fitting the PPS data for a similar γ/M term as in Equation 3 results in a value of 1.22 and 1.20 ¢/MJ for PPS1 and PPS2 energy feedback terms. Assuming that the average total yield feedback term is about the same as that calculated for the PDS above (122%), this results in total pulse-region feedback terms of approximately 1.48 and 1.46 ¢/MJ for PPS1 and PPS2, respectively, which are only slightly smaller than any of the energy feedback term values computed thus far for setup reactivity. This is due to the aforementioned way that the PPS logs NVT data electronically, and thus should be considered incomparable to the PDS yield data or fitted values from NV data due to the lack of experimental control. It is suggested that these values derived from PPS NVT data be avoided for use in reactor behavior predictions. Performing the same operation as above on the reactivity-adjusted data results in pulse-region feedback terms of approximately 1.06 and 1.04 ¢/MJ for PPS channels 1 and 2, respectively.

To improve future data logging, it would be beneficial to include methods by which the PPS can report additional key pulse operation outputs. This would include the reporting of the yield at the time of peak, yield at the time 3 FWHMs from the peak, and the total yield 12 seconds after pulse initiation. Addition of these values to the logs would not alter the functionality of the PPS, but would improve the supportability of the system from a health tracking standpoint.

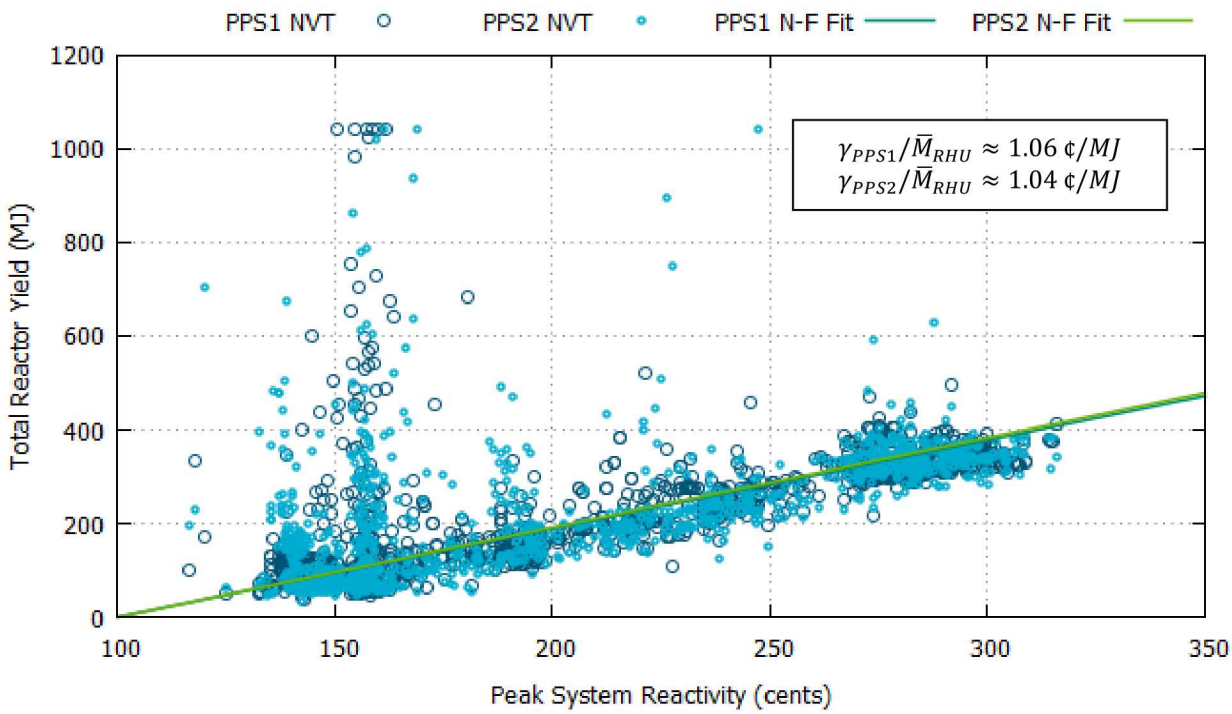

Figure 9. ACRR Total Yield as a Function of PSR

3.3. Maximum Fuel Temperature

The fuel temperature at ACRR is reported by the PPS system using fueled instrumented elements (IE) placed in power-peaking locations in the core grid. The IEs are outfitted with three type D tungsten-rhenium thermocouples monitoring fuel temperature at the axial midplane of the core. Each IE provides three measurements of fuel temperature to each PPS channel. Fuel temperature 1 on PPS1 has been out of service during the time that this data has been logged, and thus will be omitted from this analysis.

The temperature data for each thermocouple is monitored through a peak-hold circuit. Therefore, when the measured fuel temperature reaches its peak, the value is logged and provided in the electronic log file. This time of peak temperature occurs typically around 12 seconds following pulse initiation, which is long past the adiabatic time scale of the pulse, but the logging mechanism is repeatable. Unfortunately, it is impractical to log accurate fuel temperatures during the adiabatic time scale of the pulse due to the limitations set by the time constant of the thermocouple. It is likely that, by the time the maximum fuel temperature is logged, there is additional reactivity feedback generated by other mechanisms in the reactor (i.e. coolant void and spectral). Therefore, the fuel temperature coefficient of reactivity is overestimated by this methodology. Nonetheless, it is of interest to characterize the pulse temperature data to provide a model for predicting the maximum fuel temperature for each pulse size. In which case, the fuel temperature coefficient obtained from this data is indicative of all feedback mechanisms in the ACRR core at the time of logging.

The N-F approximation for rise in fuel temperature is derived from Equation 2 presented previously for reactor yield; for the maximum rise in fuel temperature for a full pulse operation,

twice the yield at the peak would be assumed. Factoring out the heat capacity, C_p, for the fuel, the expected maximum temperature under adiabatic conditions may be approximated by:

$$\Delta T_{max} = \frac{2E_{top}}{C_p} = \frac{2(\rho_0 - \beta)}{\gamma C_p} = \frac{2(\rho_\$ - 1)}{\gamma_\$ C_p} \qquad \text{[Eq. 4]}$$

This equation can be further simplified by deconstructing the feedback term, γ, into two constituents involving the heat capacity of the fuel and the temperature coefficient of reactivity:

$$\Delta T_{max} = \frac{2(\rho_0 - \beta)}{\gamma C_p} = \frac{2(\rho_0 - \beta)}{\left(\frac{\alpha}{C_p}\right) C_p} = \frac{2(\rho_0 - \beta)}{\alpha} = \frac{2(\rho_\$ - 1)}{\alpha_\$} \qquad \text{[Eq. 5]}$$

Where,

C_p = heat capacity of the fuel material [J/°C]

α = temperature coefficient of reactivity for the fuel material [(δk/k)/°C]

Although this treatment assumes the fuel as one cohesive mass, it is appropriate to fit the equation to the aggregate reactor behavior to develop a simple model for predicting the expected PPS-reported fuel temperatures. Assuming that the fuel temperature has, on average, been approximately 20°C prior to pulse initiation, this much temperature must be subtracted from the final measured temperature to obtain an accurate least-squares fit.

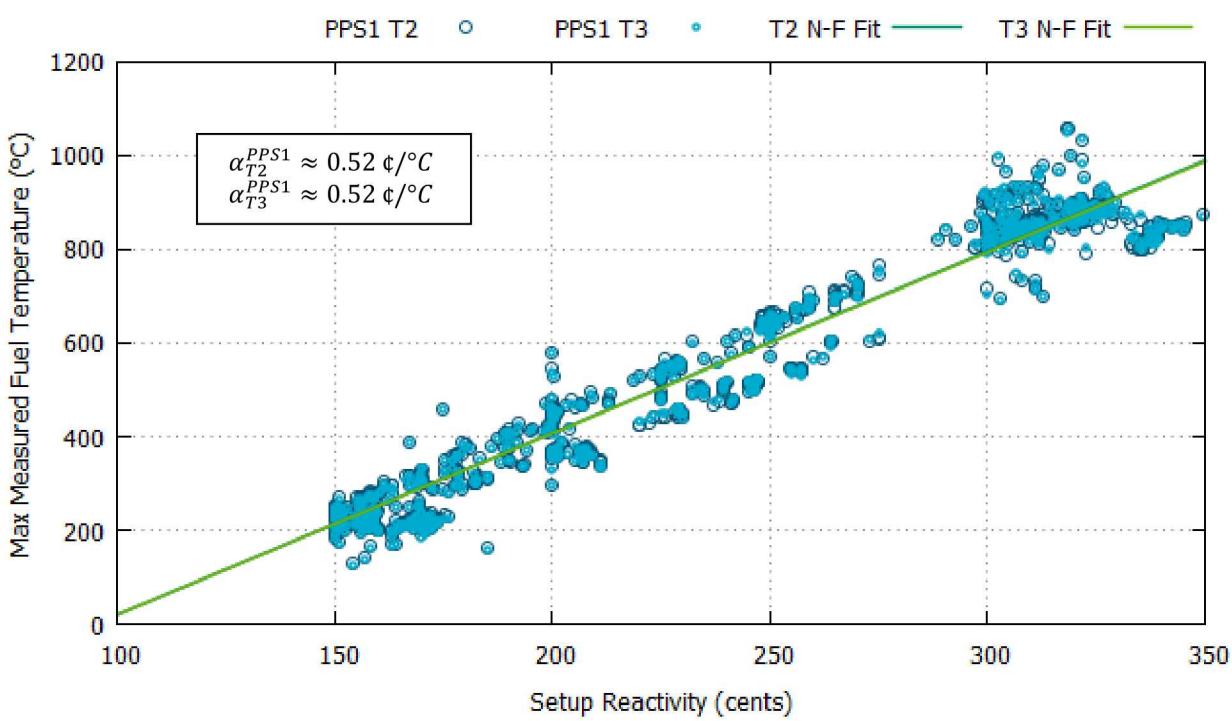

Figure 10. ACRR Maximum Measured Fuel Temperature Reported by PPS1

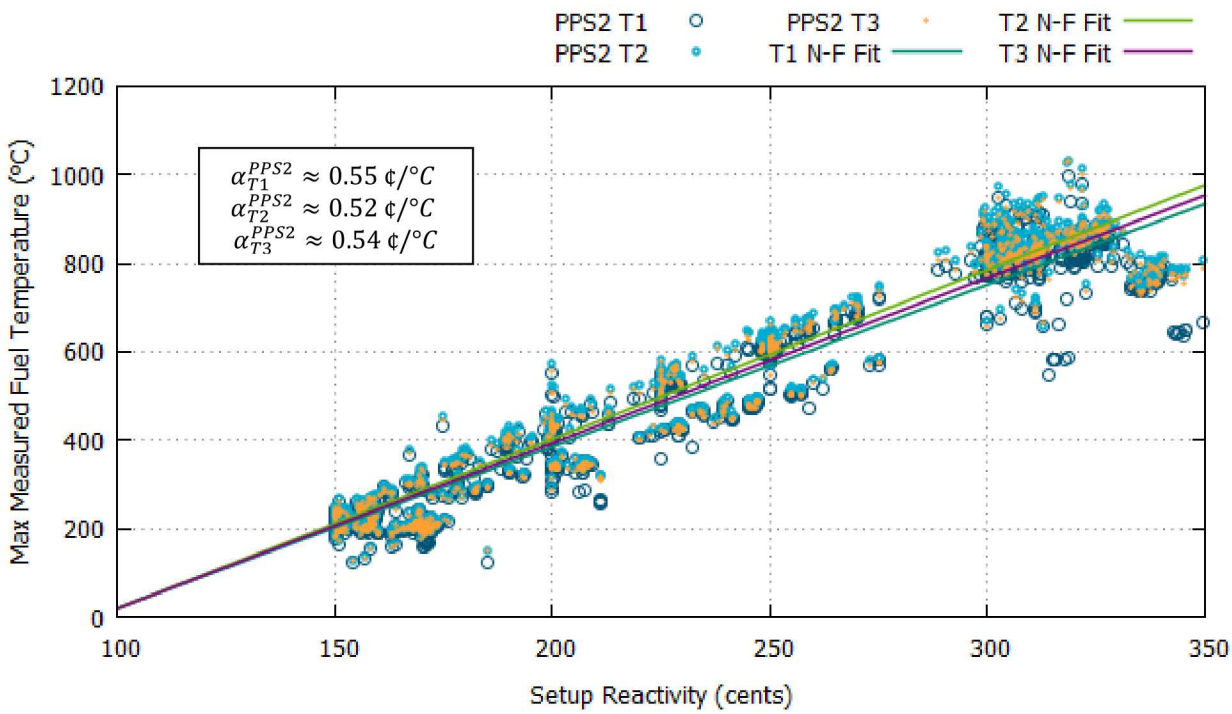

Figure 11. ACRR Maximum Measured Fuel Temperature Reported by PPS2

On average, the temperature coefficient of reactivity for the ACRR fuel material has been about 0.51 and 0.54 ¢/°C for PPS1 and PPS2 fuel temperature channels, respectively. Although both IEs are located in different core locations, these values agree very well historically and appear to serve as reliable for use in predictions of the ACRR peak measured fuel temperature for pulse operations. After performing a reactivity adjustment as shown in Figures 12, these values decrease to 0.45 ¢/°C for both PPS1 and PPS2 fuel temperature channels. For pulse setup reactivities exceeding $3.00, the maximum measured fuel temperatures reported by both PPS channels ranged from about 540 to 1250°C.

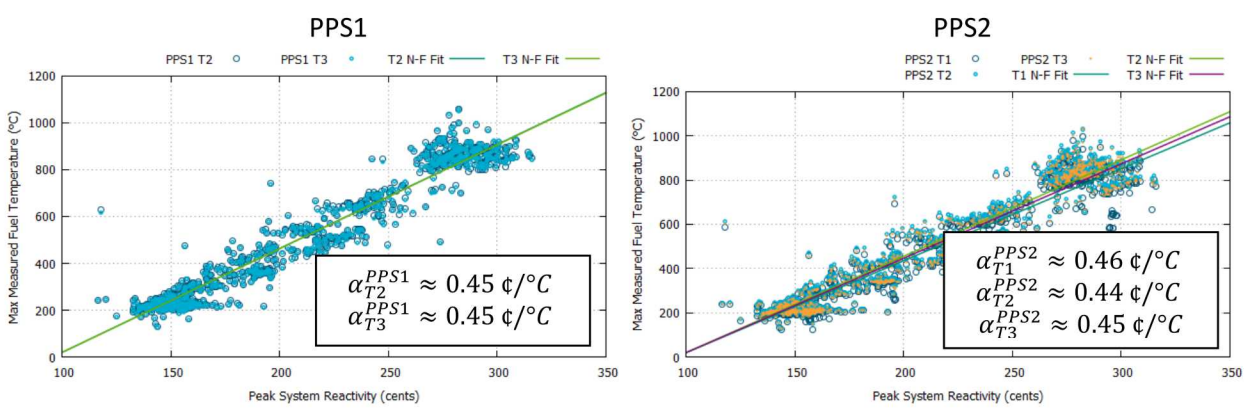

Figure 12. ACRR Maximum Measured Fuel Temperature as a Function of PSR

3.4. Additional Pulse Performance Metrics

In addition to the pulse attributes already examined, the pulse diagnostics system reports a number of additional characteristics of interest in describing pulse behavior. These characteristics can be

analyzed to further understand important qualities of pulse operation at ACRR such as the efficiency of reactivity insertion, the impact of delayed neutron contribution to the pulse shape, and the effects on kinetics parameters by coupling FREC-II. In particular, these reported values are minimum reactor period and peak system reactivity, the full width at half maximum and its related characteristics, and the coupled state of the FREC-II.

3.4.1. Minimum Reactor Period and Peak System Reactivity

The minimum reactor period and peak system reactivity are two important values related to each other through the inhour equation. They are relevant to the final reactivity state of the pulse, and therefore are indicative of the actual amount of reactivity efficiently used by the ACRR during each pulse operation. As the ACRR is not a perfect machine, there are some reactivity losses from the expected startup reactivity that result from, most notably, the finite limitations of pneumatic ejection velocities and pulse setup reactor powers above zero-power, among additional complexities introduced by real-world systems.

At ACRR, the reactivity calculations used for the pulses presented has traditionally been based off the control rod bank worth curve shown in Figure 13, which uses rod units (RU = 0.1 mm) for bank position. The setup reactivity worth is simply the difference between the CR bank DC worth with the TR bank at the positive limit and the CR bank DC worth at the TR bank setup location.

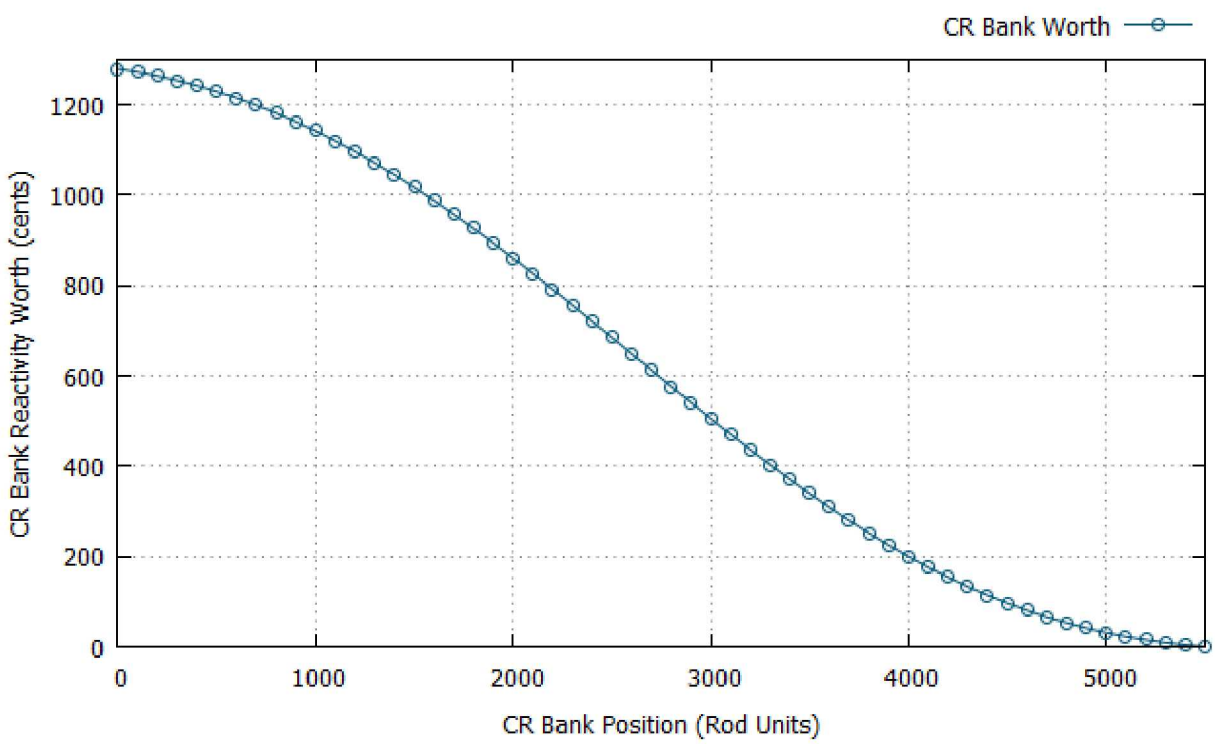

Figure 13. Control Rod Bank Reactivity Worth Curve

Following the pulse, the power signal may be retroactively examined to determine the minimum reactor period, τ. Assuming that kinetics parameters for the reactor's configuration are known, the expected reactivity insertion may be computed using a form of the inhour equation [Stacey, 2007]:

$$\rho_0 = \frac{1}{\tau}\left(\Lambda + \sum_{i=1}^{8} \frac{\beta_i}{\frac{1}{\tau}+\lambda_i}\right) \qquad \text{[Eq. 6]}$$

Where,

ρ_0 = peak system reactivity [δk/k]
τ = minimum reactor period [sec]
Λ = prompt neutron generation time [sec]
β_i = delayed neutron precursor group *i* fraction
λ_i = delayed neutron precursor group *i* decay constant

On average, it is reasonable to assume a constant prompt neutron generation time of 24 microseconds for the ACRR on average throughout the history of operations presented. The delayed neutron treatment utilizes an 8-group model with constants as shown in Table 2 [Spriggs & Campbell, 2002].

Table 2. Spriggs & Campbell 8-group Delayed Neutron Groups

Group	Fraction, β_i	Decay Constant, λ_i (sec^{-1})
1	2.4090E-04	1.25E-02
2	1.1242E-03	2.83E-02
3	6.6430E-04	4.25E-02
4	1.4381E-03	1.33E-01
5	2.4163E-03	2.92E-01
6	6.5700E-04	6.66E-01
7	5.9130E-04	1.63E-00
8	1.6790E-04	3.55E-00

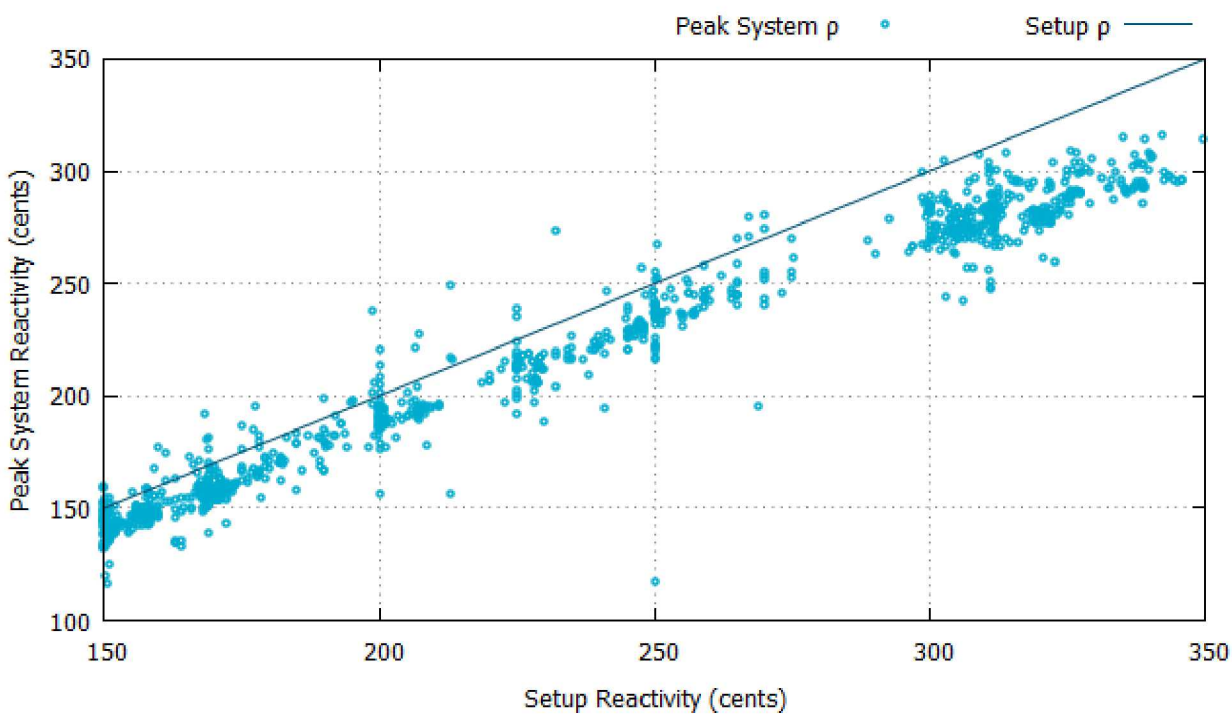

Figure 14. Setup Reactivity vs. Peak System Reactivity

Using Equation 6 with the values provided in Table 2, the peak system reactivity from each pulse was calculated and compared to the setup reactivity logged from the CR worth curve. As shown in Figure 14, it is evident that the PSR is almost always less than the setup reactivity, with higher deviations exhibited for larger pulse sizes. This phenomenon colloquially termed "walking on the rods" at ACRR, and is a result of shorter reactor periods allowing the reactor to establish reactivity feedback at a faster rate, precluding the expected reactivity insertion determined from the setup reactivity.

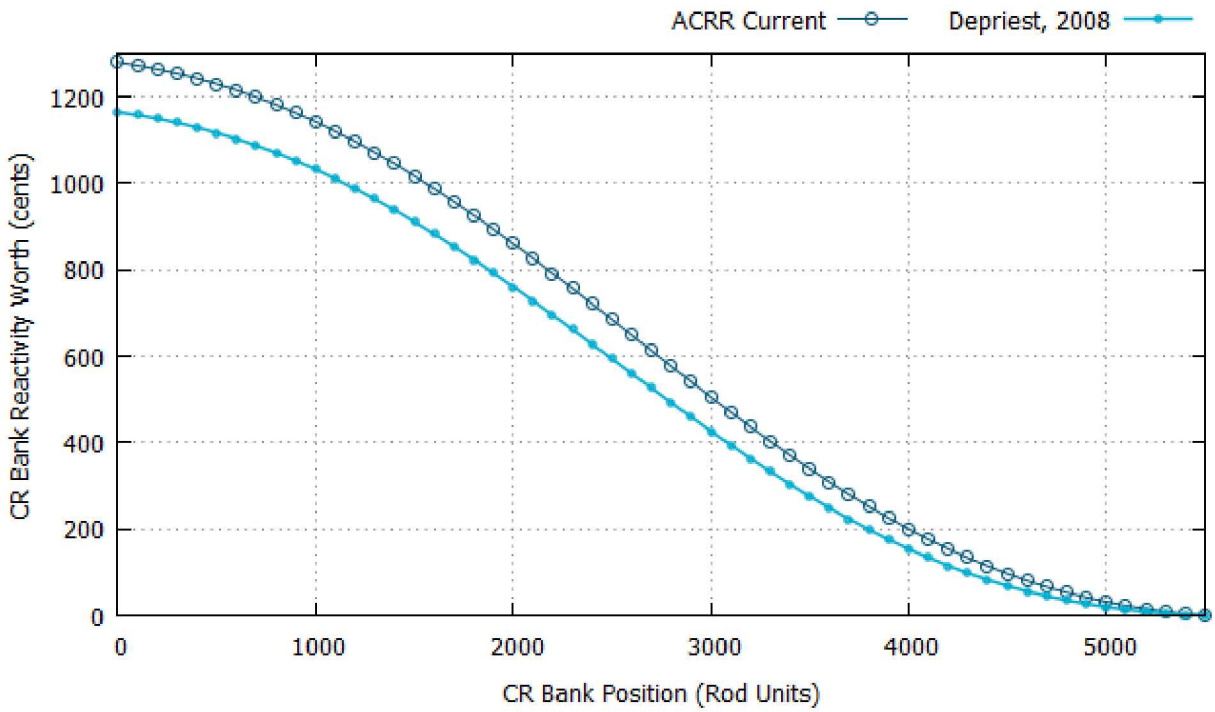

Figure 15. ACRR CR Bank Worth Curve vs. Suggested CR Bank Worth Curve

It is expected that the "walking on the rods" phenomenon would be nearly non-existent for lower pulse sizes, however. This suggests that the worth curve used to predict the reactivity insertion may be overestimating the actual setup reactivity. It has been previously recommended that the control rod bank worth curve for ACRR be updated to a curve with better agreement with reactor response [Depriest, 2008]. Using the suggested worth curve shown in Figure 15 to adjust the setup reactivity values reported by PPS, the deviation between setup reactivity and PSR decreases as shown in Figure 16.

The suggested control rod worth curve tends to predict a setup reactivity better matching the average peak system reactivity value up until higher pulses, whereas the currently used control rod worth curve tends to conservatively predict the reactivity insertion of a pulse operation. Although it is somewhat arbitrary which worth curve is used as long as the expected pulse outputs can be accurately predicted, there are clear advantages and disadvantages for using either curve.

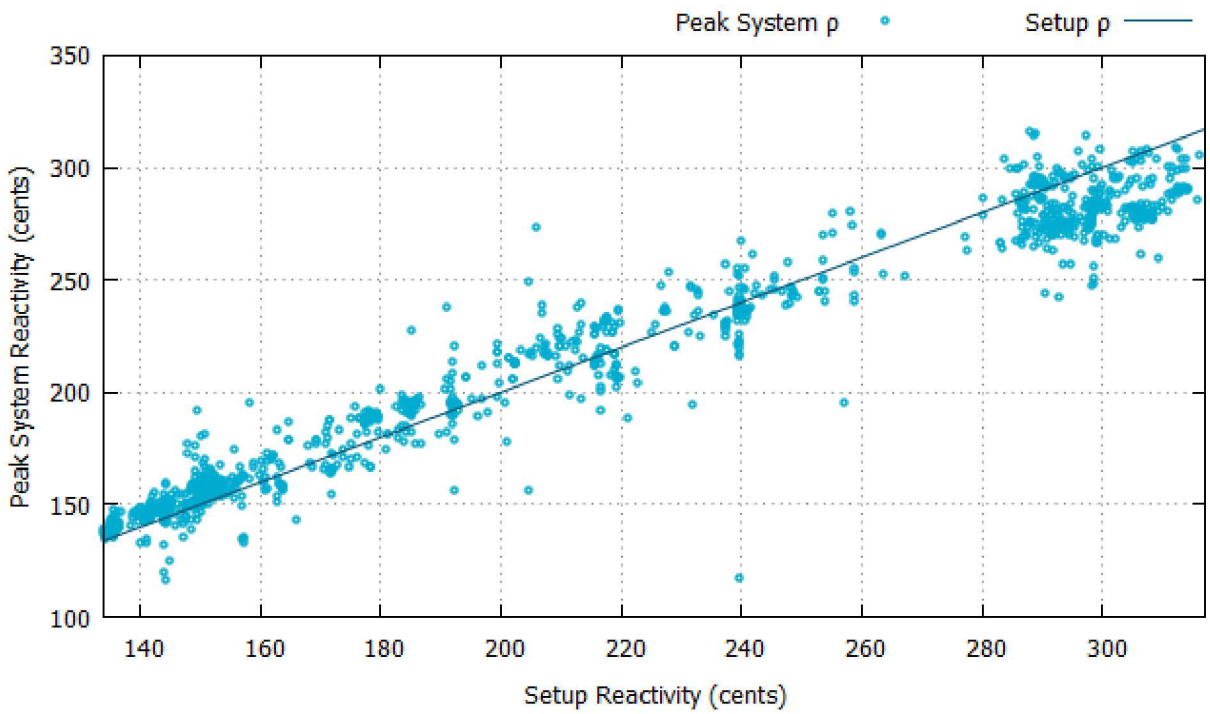

Figure 16. Depriest Suggested Setup Reactivity vs Peak System Reactivity

In the event that the CR bank reactivity worth curve suggested by Depriest were adopted, the effects on the previously presented fit values using setup reactivity are provided in the table below.

Table 3. Setup Reactivity Fit Values Adjusted for Suggested CR Bank Reactivity Worth Curve

Data Fit	Value	Current Curve	Depriest Curve
PPS1 NV	γ (¢/MJ)	1.99	1.65
PPS2 NV	γ (¢/MJ)	2.05	1.70
PDS NV	γ (¢/MJ)	2.35	1.95
PDS NVT at Peak	γ (¢/MJ)	2.00	1.78
PDS NVT at Peak + 3Γ	γ/M_{β} (¢/MJ)	1.92	1.71
PDS NVT Total	$\gamma/\bar{M}_{RHU}$ (¢/MJ)	1.67	1.46
PPS1 NVT Total	$\gamma/\bar{M}_{RHU}$ (¢/MJ)	1.22	1.11
PPS2 NVT Total	$\gamma/\bar{M}_{RHU}$ (¢/MJ)	1.20	1.09
PPS1 Temperature 2	α (¢/°C)	0.52	0.47
PPS1 Temperature 3	α (¢/°C)	0.52	0.47
PPS2 Temperature 1	α (¢/°C)	0.55	0.50
PPS2 Temperature 2	α (¢/°C)	0.52	0.47
PPS2 Temperature 3	α (¢/°C)	0.54	0.48

3.4.2. Full Width at Half Maximum

The full width at half maximum data for each pulse is provided as output through the pulse diagnostic reports. The FWHM is also further broken down into its constituents, the leading edge at half maximum (LEHM), $\frac{\Gamma}{2}_{LE}$, and trailing edge at half maximum (TEHM), $\frac{\Gamma}{2}_{TE}$, to further provide information about the pulse quality. Since an idealistic Nordheim-Fuchs pulse exhibits symmetry

about its peak, it is of practical use to understand the digression of ACRR pulses to determine their level of symmetry as a measure of pulse shape quality.

As derived in Appendix D, the FWHM, Γ, for a pulse described by the N-F point reactor kinetics treatment is modeled as

$$\Gamma = \frac{4\Lambda}{\rho_0 - \beta} \cosh^{-1} \sqrt{2} \approx 3.5255 \frac{\Lambda}{\rho_0 - \beta}. \qquad \text{[Eq. 7]}$$

This means that the FWHM is expected to behave with inverse proportionality to the reactivity insertion. This relationship is unique in that it is independent of feedback variables, and therefore may serve as an independent confirmation for the reactivity predictions made during pulse setup for the various curves. If it is assumed that the average historical neutron generation time in the ACRR is 24 microseconds and the delayed neutron fraction is 0.0073, then the FWHM in milliseconds for ACRR can be roughly approximated as

$$\Gamma[\text{ms}] = \frac{0.0846}{\rho_0 - \beta} = \frac{11.591}{\rho_\$ - 1}. \qquad \text{[Eq. 8]}$$

Using Equation 8 as a comparison basis for the FWHM data reported by the PDS results in the plots shown below for the currently used setup reactivity (Figure 17), the suggested setup reactivity based off the CR worth curve suggested by Depriest et. al. (Figure 18), and the PSR (Figure 19).

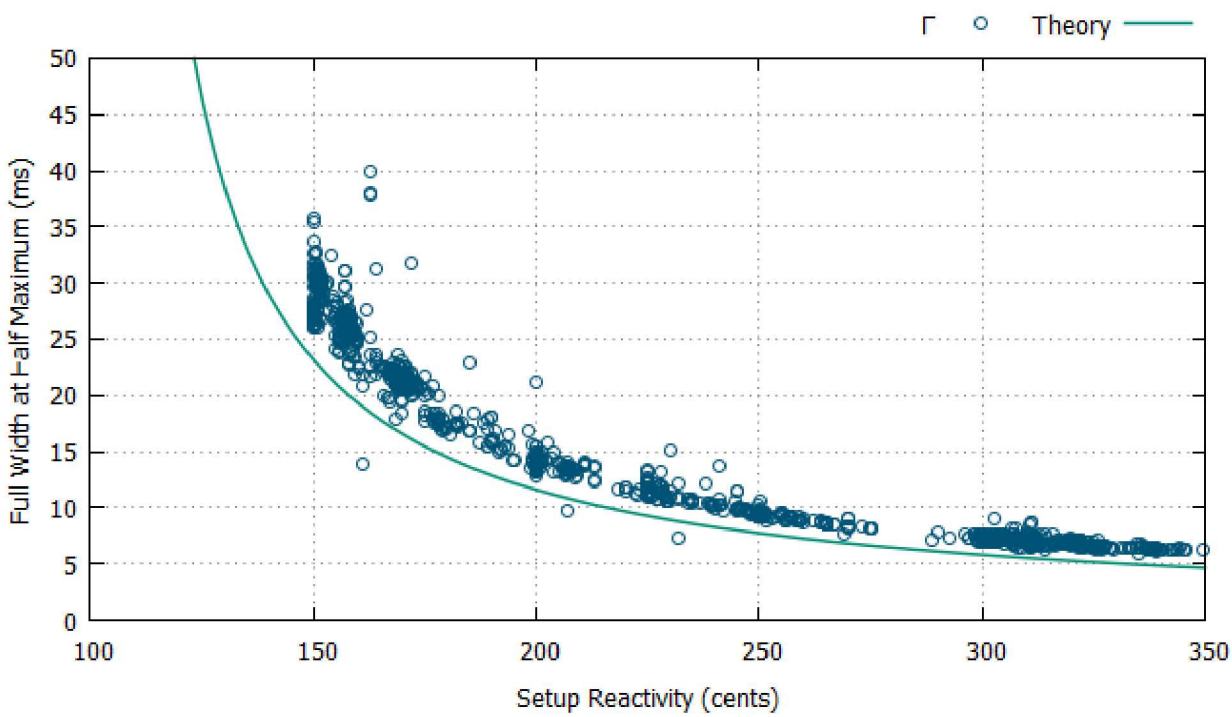

Figure 17. FWHM Reported as a Function of Current Setup Reactivity

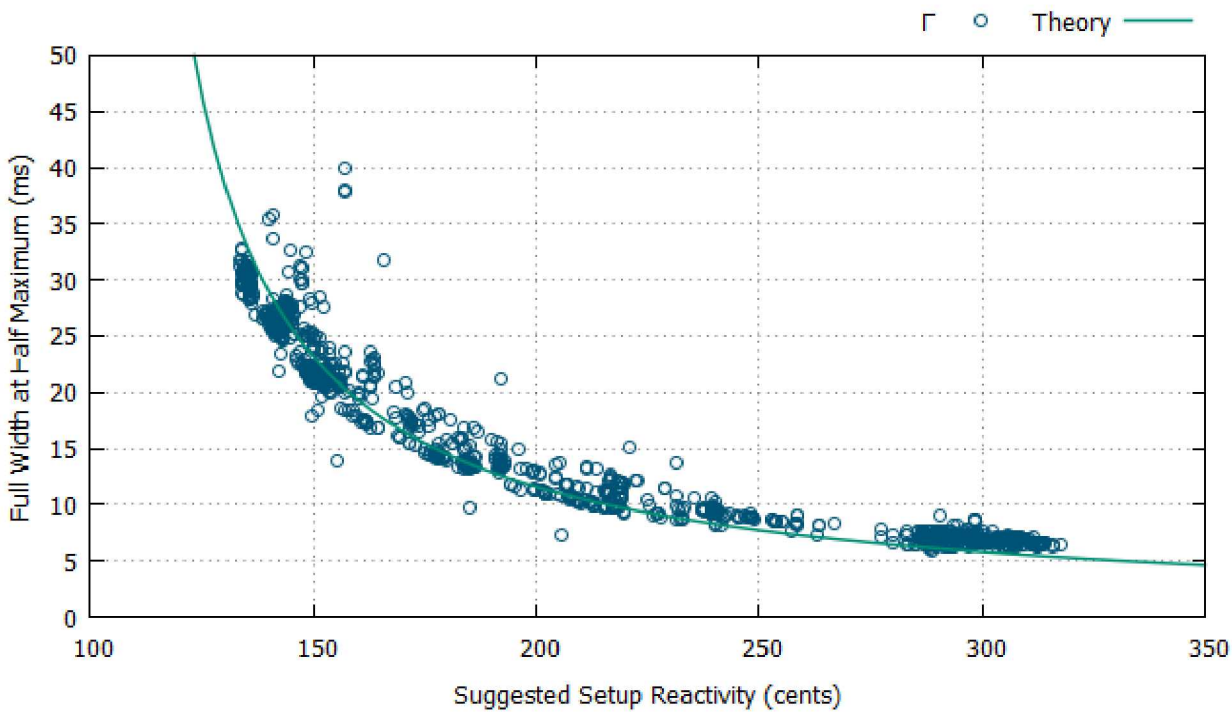

Figure 18. FWHM Reported as a Function of Setup Reactivity Adjusted for the-Suggested CR Worth Curve (Depriest, 2008)

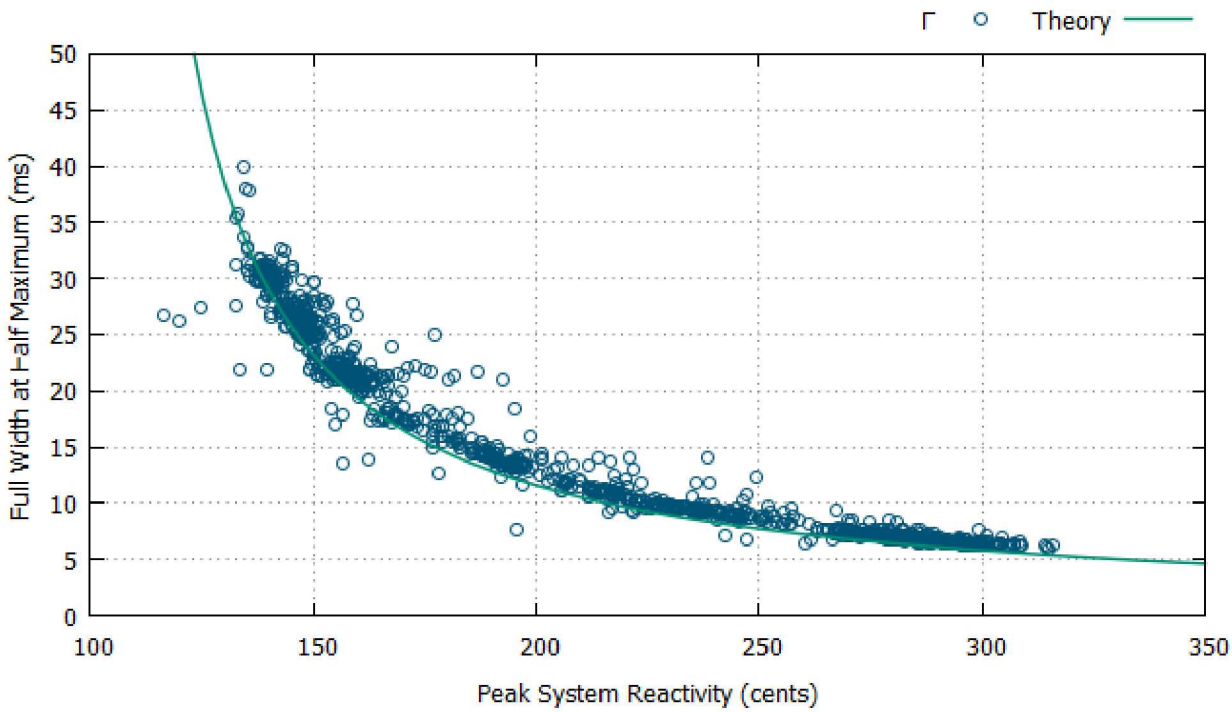

Figure 19. FWHM Reported as a Function of PSR

All three curves follow the expected $1/\rho_0$ behavior expected from the N-F model, confirming that the reported physics of the ACRR is valid. Although, comparing the curves in Figures 17 and 18,

it is clear that the CR bank reactivity worth curve suggested by Depriest et. al. is more suitable for predicting the behavior associated with ACRR pulses. The current worth curve used to compute setup reactivity at ACRR results in an overprediction of the actual setup reactivity, as discussed in Section 3.4.1. If a curve fit is performed for each of the plots shown above to determine the value of Λ, the value computed for the plot based off PSR is found to be about 25.2 μsec, about 5% larger than the generally accepted value of 24 μsec used to describe ACRR. This corresponds well to the value obtained previously for the ACRR of 25.5 μsec [Coats, 1994]. On the other hand, the perceived prompt neutron generation time using the currently used CR bank worth curve is computed to be about 30.9 μsec, whereas 23.49 μsec is computed using the Depriest suggested reactivity curve.

Unfortunately, the FWHM for pulse operations is not a pure N-F value, and the fitting function assumes that the pulse is symmetrical about the peak. If the FWHM is deconstructed into the LEHM and TEHM, then it is seen that the pulse is asymmetrical, with the TEHM lasting a longer duration than the LEHM. This is because the trailing edge of the pulse is notably more affected by the production of delayed neutrons, and so the TEHM consequently lasts about 5% longer, on average, than the LEHM. If the PSR is used to plot the LEHMs and TEHMs of ACRR pulses, and compared to the theory for $\Gamma/2$, it is evident that the LEHM more closely resembles the theoretical prediction (with a prompt neutron generation time of 24 μsec).

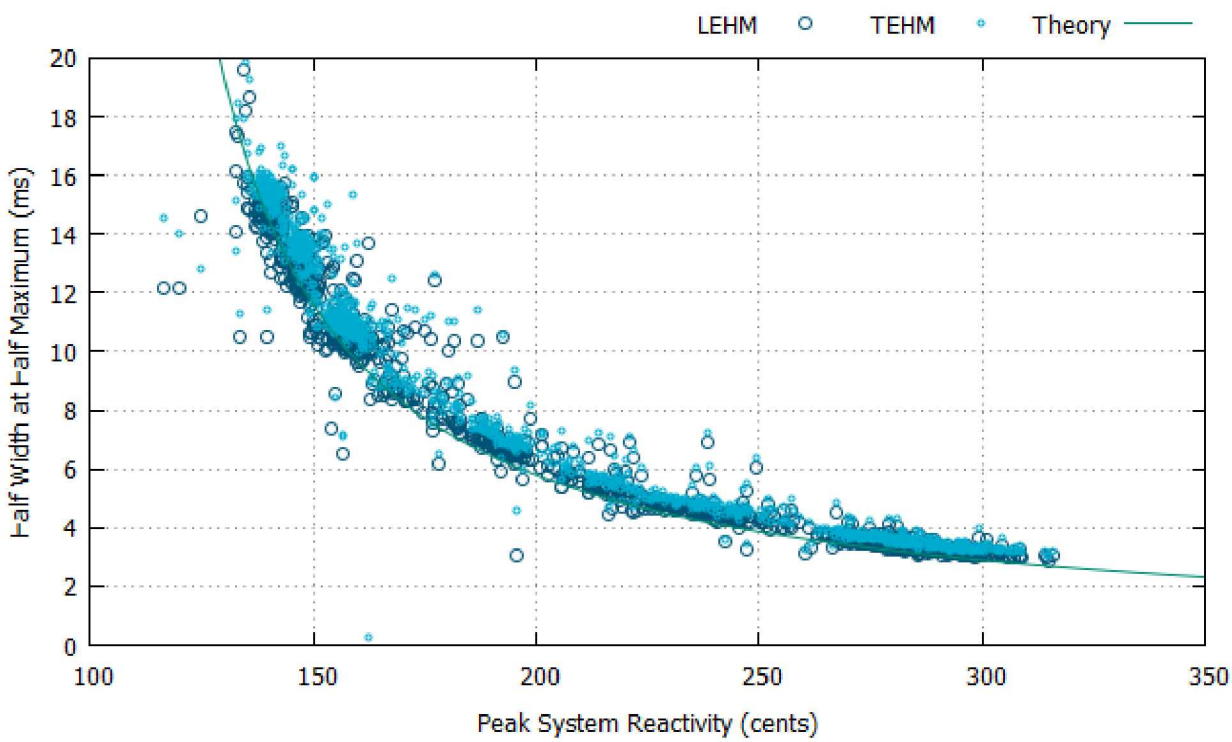

Figure 20. Leading Edge and Trailing Edges at Half Maximum for ACRR

It is reasonable to assume that the experimental leading edge at half maximum is approximately equal to one-half of the theoretical FWHM. Thus, if a curve fit is obtained from the LEHM data, the prompt neutron generation time for an average ACRR pulse operation can be more accurately approximated as being 24.5 μsec, just 2% larger than the assumed value of 24 μsec.

4. CONCLUSIONS

Although the plant protection and pulse diagnostic systems exhibit disagreement between their outputs for peak power and total reactor yield, both have historically produced data that correlate very well with the behavioral aspects of the theoretical model used, the Nordheim-Fuchs treatment of the reactor kinetics equations for large step insertions of reactivity. The values reported by PPS has historically provided conservative indications when compared to the values reported by the PDS, which appears to more closely agree with the expected true values of the reactor. Despite the differences in their reports, it was possible to obtain well-fit curves, fit for the energy coefficient of reactivity, for predicting each system's output for peak power and various reactor yield values based on the setup reactivity insertion, the suggested reactivity insertion, and the peak system reactivity obtained during a pulse setup and operation.

The PPS also provides a collection of maximum measured fuel temperatures obtained during the pulse operations. Due to limitations set by the thermocouple time constant, the peak measured temperature value is typically not obtained until well after the pulse has been terminated. Nonetheless, the measured temperature values were found to correlate well with the reactivity addition, as predicted by the N-F model. When fitted in this manner, a temperature coefficient of reactivity was obtained.

The energy and temperature feedback coefficient values obtained from these curve fits are useful values for predicting the approximate expected output from either the PDS or PPS with respect to the reactivity source being used to describe the reactor's setup or response. Consequently, these correlations may be used to predict or assess the behavior of the ACRR in the future on the basis of how it has performed in the past.

Furthermore, the PDS reports additional pulse characteristics useful in characterizing and deconstructing the kinetic behavior of the ACRR. The minimum reactor period and the full width at half maximum are both values easily obtained from SPND signal inspection. These are independent of the signal gain, and thus independent of the power calibration accuracy. Both the period and the FWHM can be used to obtain an estimate of the peak system reactivity if the prompt neutron generation time and effective delayed neutron fraction are known.

Through independent confirmation of the reactivity response of the reactor through means of the FWHM and minimum reactor period, it was confirmed that the currently used reactivity worth curve for the control rod bank at ACRR overestimates the intended reactivity insertion for pulse operations. This is a conservative approach to safe operations. Upon review of an updated worth curve suggested by Depriest et. al., it was determined that reactivity predictions offered by the suggested curve would more accurately resemble the expected response of the reactor under large reactivity insertions.

5. IMPROVEMENTS AND RECOMMENDATIONS FOR FUTURE WORK

The ACRR includes two independent systems that report pulse behavior, the plant protection system and the pulse diagnostics system. Although both systems serve different and independent functions, it would be beneficial to calibrate both systems such that they exhibit a higher level of agreement with each other. The PDS is currently not a formally calibrated system, but developing a formal calibration procedure for it in the future would render its outputs to be more readily acceptable for use in verification and validation efforts of the ACRR behavior. This would also make an additional independently calibrated system available for assessing the behavior of values reported by PPS channels.

The PDS also reports additional pulse characteristics that are not reported by the PPS. Many of these values, namely, minimum reactor period, full width at half maximum, yield at peak, and yield at three full widths at half maximum from the peak, and yield at 12 seconds, would be useful to log from the signals being processed by the PPS. This would allow for additional verification and validation of the reactor behavior, improved system troubleshooting, and more data for benchmarking ACRR characteristics.

It was confirmed that the currently used control rod bank reactivity worth curve used to calculate setup reactivity overpredicts the true response of the ACRR. An updated CR bank reactivity worth curve was suggested by Depriest et. al. that has been shown in this report to be better aligned with the actual behavior of the ACRR pulses. It is recommended that actions be made to update the CR bank reactivity worth curve at the ACRR to more accurately predict and log the behavior of the reactor in the future.

Finally, the data presented in this report was analyzed collectively as the aggregate behavior of the ACRR, with no discrimination for FREC-II coupling state, experiment reactivity effect, etc. While this is acceptable in describing the average historical behavior of the ACRR to develop a “one size fits all” prediction model, it should be taken into account that some experiment packages, such as the LB-44 bucket, and other reactor configurations affect kinetics parameters, resulting in deviations from this model. It is suggested that future work be pursued to further analyze the behavior of the ACRR when placed into different configurations that may influence, or be the direct cause, of some of the fluctuations seen in the data presented in this report.

REFERENCES

1. Glasstone, S. & Sesonske, A., *Nuclear Reactor Engineering,* Third Edition. Krieger Publishing Company. Malabar, FL, 1981.
2. Stacey, W., *Nuclear Reactor Physics,* Second Edition. WILEY-VCH Verlag GmbH & Co. KGaA, Weinheim, 2007.
3. Spriggs, G. A. & Campbell, J. M., "An 8-Group Delayed Neutron Model Based on a Consistent Set of Half-Lives," *Progress in Nuclear Energy,* Vol. 41, No. 1-4, pp. 223-251, 2002.
4. Depriest, K. R. et al., "Control Rod Reactivity Curves for the Annular Core Research Reactor," *Proceedings of the 13th International Symposium on Reactor Dosimetry*, pp. 195-203, 2008.
5. Coats, Richard L. et al., "Prompt-Period Measurement of the Annular Core Research Reactor Prompt Neutron Generation Time," SAND91-0501, July 1994.

APPENDIX A: PLANT PROTECT SYSTEM DATA

Table A-1. Plant Protect System Pulse Output Data

DATE	TIME	RUN NO.	Plant Protect System Channel 1						Plant Protect System Channel 2					
			NV (MW)	NVT (MJ)	T_1 (°C)	T_2(°C)	T_3(°C)	T_{FREC}(°C)	NV (MW)	NVT (MJ)	T_1(°C)	T_2(°C)	T_3(°C)	T_{FREC}(°C)
01-16-03	12:29	7592	11946	142	424	445	437	29	11109	132	407	426	420	51
01-20-03	11:01	7594	49336	381	897	930	927	143	47305	360	881	925	912	203
02-03-03	16:06	7598	27179	271	690	715	713	157	25853	255	673	705	703	190
02-06-03	16:23	7601	10517	33	160	165	164	34	12310	28	156	381	159	41
02-12-03	11:41	7607	7549	115	361	376	374	79	7167	105	349	362	362	94
02-13-03	11:00	7611	15777	175	498	514	514	110	15204	164	480	500	499	132
02-17-03	12:10	7613	39439	332	806	831	836	181	37691	313	794	828	828	219
02-19-03	14:08	7617	6103	39	178	183	181	39	8825	34	175	318	178	46
02-19-03	15:24	7618	1650	22	130	119	125	26	2404	17	123	122	120	31
02-19-03	16:13	7619	2595	47	198	204	202	45	3133	40	194	201	198	53
02-20-03	15:53	7621	2615	53	214	219	218	47	3842	48	210	218	214	56
02-20-03	16:36	7622	2861	54	217	223	220	49	4407	48	212	219	216	58
02-26-03	14:31	7624	9739	54	217	222	220	47	7141	49	215	220	215	56
03-18-03	15:40	7638	4553	51	205	212	211	44	5334	44	204	210	205	52
03-18-03	16:18	7639	3785	54	216	224	220	46	6091	48	211	218	214	55
03-18-03	17:13	7640	3817	56	218	227	225	47	5413	50	214	221	218	56
03-19-03	10:26	7641	2138	51	205	213	209	43	2490	45	203	209	205	51
03-24-03	14:09	7646	39402	358	867	900	900	197	38047	340	858	893	888	238
03-25-03	15:03	7650	42424	356	846	879	885	194	39715	337	841	875	870	234
04-01-03	14:01	7657	22817	220	596	622	619	137	23330	209	577	603	600	163
04-14-03	12:16	7673	40991	367	880	925	929	204	40446	352	878	919	905	245
04-24-03	10:09	7686	29265	319	798	827	818	179	28419	306	775	812	804	214
04-24-03	12:26	7687	20368	292	726	761	756	171	20113	282	730	762	754	205
04-25-03	16:15	7694	17502	213	580	610	604	135	16898	201	564	589	585	160
04-29-03	11:54	7696	5291	93	316	335	327	73	5410	86	308	318	318	86
04-29-03	14:55	7697	12192	165	474	501	493	112	11683	153	465	480	479	131

DATE	TIME	RUN NO.	Plant Protect System Channel 1						Plant Protect System Channel 2					
			NV (MW)	NVT (MJ)	T_1 (°C)	T_2(°C)	T_3(°C)	T_{FREC}(°C)	NV (MW)	NVT (MJ)	T_1(°C)	T_2(°C)	T_3(°C)	T_{FREC}(°C)
04-29-03	16:55	7698	28711	276	707	740	733	166	27802	262	692	724	723	197
04-30-03	15:00	7699	11620	86	307	325	316	71	12922	79	295	314	306	83
04-30-03	16:19	7700	4207	62	243	258	248	58	6356	55	238	246	242	67
04-30-03	16:55	7701	11934	163	482	509	499	112	11578	151	466	487	485	132
05-06-03	15:03	7704	38398	316	806	839	825	183	37472	298	801	834	829	219
05-06-03	16:34	7705	38255	315	803	843	835	184	37144	299	803	833	832	220
05-07-03	15:57	7706	45718	316	802	843	836	183	38829	299	804	836	840	219
05-08-03	14:57	7707	4842	75	247	261	252	65	5780	66	242	243	241	77
05-20-03	10:45	7719	1739	83	6	306	300	60	2344	76	282	294	285	72
06-16-03	14:13	7746	23184	223	5	641	633	139	20638	210	602	629	618	165
06-18-03	16:53	7751	40515	312	5	829	822	184	38404	298	797	828	815	219
06-24-03	15:43	7755	40361	309	6	817	810	181	38179	294	790	825	809	216
06-24-03	16:39	7756	47924	320	6	840	833	182	41733	306	805	843	829	218
06-25-03	15:20	7757	37761	311	6	819	816	181	36519	297	791	828	813	216
06-25-03	17:25	7758	45431	323	6	846	845	186	41205	310	815	850	832	222
06-26-03	14:42	7759	41671	303	5	804	798	177	36906	288	778	809	794	211
06-26-03	16:29	7760	39677	320	6	834	831	184	38264	305	801	839	825	220
07-01-03	13:08	7766	41736	324	6	846	845	185	39643	308	811	847	831	221
07-01-03	16:13	7767	51806	338	6	869	869	188	47081	321	831	873	859	225
07-02-03	12:58	7768	22095	233	6	658	655	144	21398	221	625	654	644	171
07-02-03	15:48	7769	29097	248	7	689	685	150	25504	237	656	685	674	178
07-03-03	13:19	7770	23252	241	6	671	670	147	22385	227	640	670	660	174
07-03-03	16:44	7771	48391	325	7	838	838	184	44296	310	810	850	839	220
07-10-03	16:05	7773	30901	289	7	752	752	168	30084	275	714	747	737	200
07-10-03	17:03	7774	30434	288	7	751	751	168	29458	273	711	746	736	201
08-29-03	14:34	7816	11921	166	7	490	489	110	11345	152	461	479	476	107
09-03-03	14:48	7823	16188	163	6	476	476	109	13665	149	449	468	464	107
09-04-03	12:33	7826	5086	68	7	243	244	53	5496	58	233	243	237	52
09-04-03	14:31	7827	13445	159	6	468	468	103	13049	145	435	457	455	100

DATE	TIME	RUN NO.	Plant Protect System Channel 1						Plant Protect System Channel 2					
			NV (MW)	NVT (MJ)	T_1 (°C)	T_2(°C)	T_3(°C)	T_{FREC}(°C)	NV (MW)	NVT (MJ)	T_1(°C)	T_2(°C)	T_3(°C)	T_{FREC}(°C)
09-09-03	12:40	7830	6103	120	6	381	380	86	5800	109	356	375	369	85
09-11-03	16:17	7836	4866	88	6	265	266	70	4147	71	253	260	253	69
09-24-03	12:57	7843	2282	52	6	208	207	170	2034	43	200	207	199	161
09-24-03	15:47	7844	13579	86	6	295	297	235	10325	75	279	290	285	225
09-24-03	16:51	7845	7490	138	6	420	417	322	7029	124	389	406	403	312
09-25-03	15:45	7847	5794	117	6	367	364	286	5315	102	342	357	352	276
09-25-03	17:29	7848	12819	163	5	475	474	361	12457	147	441	461	457	351
09-26-03	11:02	7851	5442	94	6	317	316	248	4597	83	295	307	303	239
09-26-03	12:45	7852	9569	138	5	421	420	324	9182	125	394	410	404	314
09-30-03	11:57	7857	8485	131	5	382	381	334	7425	116	361	372	365	325
09-30-03	14:50	7858	23384	227	5	586	585	481	21422	206	550	569	560	471
10-01-03	12:24	7862	33064	286	6	701	706	552	30218	264	665	686	670	549
10-01-03	12:53	7863	29022	283	5	695	700	548	27808	261	656	675	665	543
10-02-03	11:17	7865	21541	161	5	440	440	378	17190	142	420	431	423	374
10-02-03	11:46	7866	34741	287	6	698	699	553	32023	263	666	686	674	548
10-08-03	11:46	7870	5913	117	5	377	378	84	5608	107	354	372	365	81
10-23-03	14:54	7880	22419	231	5	577	579	440	19529	190	539	565	557	419
10-24-03	13:17	7883	9414	160	5	464	463	394	9041	141	437	457	452	375
10-24-03	16:25	7884	23322	269	6	657	661	528	22106	229	628	656	650	500
11-07-03	13:24	7896	5626	113	6	362	362	281	5394	101	336	352	343	265
11-07-03	14:59	7897	12307	181	5	516	517	390	11886	165	481	503	492	369
11-07-03	17:04	7898	26273	282	5	726	728	524	25501	261	688	716	701	497
11-18-03	13:00	7902	17737	215	6	617	609	135	17412	206	506	594	586	126
11-19-03	15:11	7905	18215	221	6	615	613	137	17645	208	510	597	590	128
11-20-03	16:13	7907	18063	217	0	609	607	132	18554	203	569	590	583	123
11-21-03	13:25	7911	7413	95	0	338	330	71	8195	85	305	315	314	67
11-21-03	15:41	7912	4478	96	0	339	334	72	4223	88	310	318	316	67
12-08-03	11:14	7918	35885	321	0	828	827	182	34851	306	778	814	800	170
12-10-03	10:16	7925	13705	119	0	392	387	82	12031	110	365	376	368	76

DATE	TIME	RUN NO.	Plant Protect System Channel 1						Plant Protect System Channel 2					
			NV (MW)	NVT (MJ)	T_1 (°C)	T_2(°C)	T_3(°C)	T_{FREC}(°C)	NV (MW)	NVT (MJ)	T_1(°C)	T_2(°C)	T_3(°C)	T_{FREC}(°C)
12-10-03	13:56	7926	18616	223	0	626	621	137	17996	210	580	604	592	128
12-10-03	16:25	7927	34616	318	0	821	819	182	33692	302	764	802	788	170
12-11-03	10:57	7928	19159	222	0	623	620	133	18464	210	576	599	588	124
12-11-03	15:26	7929	38210	298	0	796	791	173	35965	281	748	783	770	161
01-06-04	11:51	7936	35847	311	0	828	834	183	35163	284	771	811	800	171
01-20-04	15:45	7949	25631	211	0	622	621	136	22176	194	574	597	586	130
01-22-04	14:35	7955	5423	108	0	373	371	282	5058	95	339	353	347	267
01-22-04	15:41	7956	11796	172	0	530	527	389	11191	155	483	502	491	371
01-22-04	17:20	7957	25091	266	0	739	736	522	24012	243	679	713	699	496
01-29-04	16:40	7964	18280	211	0	622	619	139	19494	192	574	601	594	129
02-06-04	15:26	7975	29585	278	0	758	759	170	28252	255	703	739	727	158
02-17-04	14:00	7987	4109	94	0	345	336	73	3942	83	311	325	324	68
02-19-04	16:45	7996	11312	200	0	598	590	134	11643	183	544	570	568	126
03-01-04	17:48	8014	24510	303	0	814	819	182	30558	277	760	799	788	170
03-17-04	15:10	8029	9856	120	0	403	394	88	10575	104	364	384	381	82
04-01-04	13:42	8039	37239	318	0	831	829	187	34867	284	773	814	802	175
04-16-04	14:36	8052	37409	320	0	829	825	190	34808	285	778	819	809	177
04-21-04	17:15	8059	17133	232	0	627	622	150	15522	198	631	667	661	139
04-22-04	13:28	8062	33803	311	0	805	807	187	31364	277	750	790	780	174
04-22-04	14:53	8063	39308	310	0	804	802	189	36474	275	745	786	774	176
05-04-04	14:43	8075	6837	108	0	364	357	289	6518	89	331	346	343	272
05-04-04	15:41	8076	14517	155	0	483	479	376	12584	135	445	463	458	356
05-04-04	16:36	8077	18128	226	0	629	628	476	16788	197	582	611	605	452
05-06-04	12:10	8082	5634	113	0	379	375	294	5181	95	345	361	358	276
05-06-04	13:25	8083	20856	179	0	533	529	400	18745	155	485	508	503	379
05-06-04	15:02	8084	26811	280	0	743	737	535	24601	246	685	720	711	505
05-11-04	16:36	8089	18505	219	0	626	622	149	17047	194	580	607	601	145
05-12-04	10:35	8090	16948	207	0	597	595	142	15612	183	552	578	573	139
05-12-04	12:29	8091	6518	120	0	401	397	98	6465	105	368	385	384	95

DATE	TIME	RUN NO.	Plant Protect System Channel 1						Plant Protect System Channel 2					
			NV (MW)	NVT (MJ)	T_1 (°C)	T_2(°C)	T_3(°C)	T_{FREC}(°C)	NV (MW)	NVT (MJ)	T_1(°C)	T_2(°C)	T_3(°C)	T_{FREC}(°C)
05-21-04	14:21	8109	2068	39	0	172	173	53	2152	29	160	163	163	52
06-11-04	10:35	8122	36438	329	0	844	853	199	33672	297	798	835	818	194
06-16-04	11:38	8126	19123	219	0	624	622	149	17483	195	581	607	593	145
07-09-04	11:10	8163	34403	331	0	856	861	202	32494	295	805	844	831	197
05-16-05	17:35	8179	1347	70	32	221	220	65	1308	87	209	217	210	63
05-18-05	17:15	8180	7600	145	32	437	445	116	7249	147	418	434	420	113
05-20-05	15:33	8182	31747	316	35	816	825	198	30084	327	776	809	790	193
06-01-05	17:13	8184	10937	178	34	515	517	131	10339	191	491	507	493	127
06-01-05	18:00	8185	10055	166	35	491	494	127	9514	175	468	484	470	123
06-02-05	17:17	8186	1971	70	35	248	249	75	1801	72	257	269	258	74
06-03-05	15:45	8187	1565	66	33	228	229	66	1460	68	236	246	237	65
06-06-05	17:30	8188	1850	70	36	241	242	72	1714	80	249	260	250	71
06-07-05	16:14	8190	1946	75	34	248	248	75	1784	75	257	268	258	73
06-08-05	13:27	8191	1833	72	31	237	237	73	1652	72	245	255	245	72
06-14-05	15:09	8192	10598	213	34	593	599	148	10028	227	562	581	563	143
06-16-05	18:00	8197	1138	61	40	245	245	70	1109	269	244	252	243	69
06-21-05	13:11	8204	5548	123	38	404	407	106	5250	140	385	397	382	103
06-23-05	18:19	8207	16377	210	41	621	629	156	15404	227	589	611	593	152
07-14-05	15:28	8227	9837	187	38	537	544	137	9303	210	510	526	510	132
07-14-05	16:29	8228	29973	329	38	867	882	215	28194	323	832	866	845	210
07-21-05	14:35	8232	10263	178	31	498	501	127	9584	184	478	495	480	123
07-21-05	17:27	8233	5573	134	33	403	403	106	5259	135	381	394	382	104
07-28-05	11:05	8239	10553	173	32	504	505	127	9829	168	483	498	485	123
08-03-05	12:05	8247	920	71	33	194	194	63	851	83	201	209	202	63
08-03-05	12:05	8247	920	71	33	194	194	63	851	83	201	209	202	63
08-04-05	11:12	8250	968	80	29	194	194	60	917	94	200	208	201	60
08-04-05	11:12	8250	968	80	29	194	194	60	917	94	200	208	201	60
08-04-05	15:21	8253	1149	73	31	209	209	65	1062	83	220	227	219	65
08-04-05	15:21	8253	1149	73	31	209	209	65	1062	83	220	227	219	65

DATE	TIME	RUN NO.	Plant Protect System Channel 1						Plant Protect System Channel 2					
			NV (MW)	NVT (MJ)	T_1 (°C)	T_2(°C)	T_3(°C)	T_{FREC}(°C)	NV (MW)	NVT (MJ)	T_1(°C)	T_2(°C)	T_3(°C)	T_{FREC}(°C)
08-04-05	15:58	8254	1016	66	31	198	196	63	938	73	206	214	207	62
08-04-05	15:58	8254	1016	66	31	198	196	63	938	73	206	214	207	62
08-04-05	16:28	8255	1131	73	31	209	209	65	1052	82	219	226	218	66
08-04-05	16:28	8255	1131	73	31	209	209	65	1052	82	219	226	218	66
08-17-05	16:43	8273	29355	298	33	802	806	197	27625	286	760	791	777	193
08-17-05	16:43	8273	29355	298	33	802	806	197	27625	286	760	791	777	193
08-18-05	16:17	8275	1141	62	34	220	218	197	1111	64	209	215	209	188
08-18-05	16:17	8275	1141	62	34	220	218	197	1111	64	209	215	209	188
08-18-05	17:02	8276	6898	147	35	442	445	374	6426	145	421	435	421	366
08-18-05	17:02	8276	6898	147	35	442	445	374	6426	145	421	435	421	366
08-18-05	17:44	8277	16177	222	35	629	628	503	15058	213	592	612	594	492
08-18-05	17:44	8277	16177	222	35	629	628	503	15058	213	592	612	594	492
08-18-05	19:39	8278	20467	282	36	763	765	588	19107	271	719	747	730	568
08-18-05	19:39	8278	20467	282	36	763	765	588	19107	271	719	747	730	568
08-19-05	15:53	8281	2691	83	34	280	280	229	2547	85	266	276	267	222
08-19-05	15:53	8281	2691	83	34	280	280	229	2547	85	266	276	267	222
08-19-05	16:34	8282	7741	144	34	440	441	350	7240	141	420	435	421	344
08-19-05	16:34	8282	7741	144	34	440	441	350	7240	141	420	435	421	344
08-20-05	13:20	8283	1219	56	31	193	192	176	1149	59	184	190	184	169
08-20-05	13:20	8283	1219	56	31	193	192	176	1149	59	184	190	184	169
08-20-05	14:17	8284	10015	175	32	499	501	419	9293	170	473	489	476	411
08-20-05	14:17	8284	10015	175	32	499	501	419	9293	170	473	489	476	411
08-20-05	16:03	8285	20533	273	33	735	734	572	19083	261	692	719	702	552
08-20-05	16:03	8285	20533	273	33	735	734	572	19083	261	692	719	702	552
08-23-05	14:36	8287	2088	84	35	236	237	69	2017	121	225	232	225	68
08-23-05	14:36	8287	2088	84	35	236	237	69	2017	121	225	232	225	68
09-19-05	18:42	8308	34943	306	37	834	838	202	33107	301	789	823	811	198
09-19-05	19:23	8309	36031	309	37	847	850	202	34227	300	800	834	821	199
09-20-05	14:15	8310	36184	341	34	853	857	206	34197	372	812	846	838	202

DATE	TIME	RUN NO.	Plant Protect System Channel 1						Plant Protect System Channel 2					
			NV (MW)	NVT (MJ)	T_1 (°C)	T_2(°C)	T_3(°C)	T_{FREC}(°C)	NV (MW)	NVT (MJ)	T_1(°C)	T_2(°C)	T_3(°C)	T_{FREC}(°C)
09-21-05	13:08	8311	37580	323	32	868	869	207	35278	311	821	858	849	203
09-22-05	11:37	8313	37212	324	30	863	865	207	35000	314	820	856	848	204
09-27-05	11:02	8318	5483	129	30	398	400	105	5229	131	372	387	377	103
10-28-05	16:28	8340	4294	133	30	360	360	99	4040	155	339	351	341	100
10-28-05	16:51	8341	4309	123	30	360	359	100	4053	133	340	350	340	101
10-28-05	17:28	8342	15009	235	31	600	599	156	14082	257	565	587	573	153
10-28-05	17:57	8343	15569	241	31	607	607	158	14586	272	571	594	578	158
11-01-05	14:34	8345	17171	241	30	630	634	155	16085	242	594	617	602	152
11-02-05	15:20	8348	17060	227	30	633	634	159	16001	219	596	620	603	156
11-03-05	16:06	8351	16558	220	31	625	624	158	15546	215	588	610	594	155
11-08-05	16:24	8356	16441	232	33	620	620	158	15422	232	584	606	591	154
11-10-05	17:09	8361	5867	134	34	358	359	106	5202	134	337	338	328	104
11-11-05	15:08	8364	16398	228	33	620	624	157	15349	227	587	607	589	154
11-22-05	14:45	8372	1468	70	35	234	232	65	1360	68	221	228	219	64
11-22-05	15:33	8373	3666	103	36	333	331	87	3479	99	314	323	312	86
11-22-05	16:25	8374	16444	221	33	620	621	155	15382	216	584	605	586	151
11-23-05	12:03	8378	3683	108	31	333	330	90	3482	104	315	323	312	89
11-23-05	12:45	8379	3542	102	33	328	325	89	3342	99	309	317	306	88
11-23-05	13:41	8380	3580	102	32	327	326	90	3390	99	310	318	307	88
12-09-05	13:53	8388	5903	139	29	354	355	105	5223	136	334	338	327	102
12-09-05	15:35	8389	5903	140	29	354	355	105	5223	138	334	338	327	102
01-18-06	17:32	8409	40421	346	30	909	922	220	39094	335	865	911	894	217
01-19-06	13:58	8410	17199	225	30	627	632	158	16634	215	593	619	606	155
01-20-06	14:16	8411	7462	152	32	438	443	115	7213	140	412	434	422	113
01-26-06	13:45	8418	1441	86	29	241	240	70	1344	73	235	251	242	69
01-26-06	14:27	8419	1374	71	30	240	238	70	1293	64	234	250	242	70
02-15-06	15:12	8432	19069	238	31	654	656	163	18226	224	614	650	628	160
02-16-06	11:52	8433	1906	83	28	255	253	72	1863	75	239	251	241	71
03-10-06	17:00	8439	3291	102	30	279	279	85	3060	89	260	269	264	85

DATE	TIME	RUN NO.	Plant Protect System Channel 1						Plant Protect System Channel 2					
			NV (MW)	NVT (MJ)	T_1 (°C)	T_2(°C)	T_3(°C)	T_{FREC}(°C)	NV (MW)	NVT (MJ)	T_1(°C)	T_2(°C)	T_3(°C)	T_{FREC}(°C)
03-14-06	16:09	8443	3613	100	37	291	288	89	3425	91	270	279	274	87
03-22-06	15:02	8456	2836	101	28	315	313	85	2831	96	311	328	314	84
04-07-06	12:57	8464	17761	255	30	644	647	163	17702	234	607	639	615	160
05-16-06	12:32	8472	15803	257	29	691	692	172	16096	265	645	681	658	170
05-16-06	14:52	8473	16463	246	30	697	702	175	16644	249	653	689	663	173
05-17-06	14:42	8476	17970	271	33	724	729	179	18186	280	679	717	693	177
05-24-06	11:10	8478	16637	218	40	632	635	160	16820	215	594	628	608	157
05-24-06	12:28	8479	16112	217	41	622	621	158	16279	210	583	616	598	155
05-31-06	10:44	8480	16820	234	32	634	636	161	17020	222	597	630	614	159
05-31-06	12:28	8481	16931	235	31	639	641	163	17147	228	601	633	612	160
05-31-06	14:51	8482	17337	228	31	642	644	165	17515	226	607	639	619	163
05-31-06	16:18	8483	17088	235	32	635	636	165	17302	227	600	633	612	163
06-07-06	16:43	8491	16525	220	36	628	627	157	16734	232	592	622	599	154
06-07-06	17:30	8492	30677	306	36	828	835	200	31137	321	782	824	798	198
06-08-06	13:05	8493	3399	122	32	285	285	86	3299	115	267	276	268	85
06-08-06	16:14	8494	3329	131	33	283	284	87	3220	121	266	275	267	86
06-13-06	17:30	8504	16545	218	40	633	636	159	16829	217	595	628	607	156
06-14-06	13:14	8505	3980	112	34	344	341	90	4064	102	330	347	335	89
06-15-06	17:19	8507	4316	119	33	355	353	95	4372	108	336	354	341	93
06-30-06	14:42	8518	4167	115	33	347	345	91	4275	114	331	350	337	90
07-05-06	17:40	8521	15885	217	33	621	625	153	16188	216	583	618	598	151
07-19-06	15:33	8529	7893	153	34	463	464	120	8011	153	440	461	447	118
08-02-06	10:43	8539	4158	110	36	349	347	91	4232	104	337	351	341	90
08-03-06	16:05	8544	16555	231	33	629	632	160	16803	233	594	623	605	158
08-09-06	14:56	8548	16782	226	33	631	636	157	17031	222	598	625	608	155
08-16-06	15:39	8549	16234	219	32	623	627	154	16464	216	587	616	600	152
08-17-06	11:11	8550	32075	312	33	844	849	201	32637	309	807	842	821	199
08-17-06	12:56	8551	15582	215	32	608	612	150	15841	211	577	600	582	147
08-22-06	14:39	8554	30114	304	32	819	828	199	30772	302	785	820	800	197

DATE	TIME	RUN NO.	Plant Protect System Channel 1						Plant Protect System Channel 2					
			NV (MW)	NVT (MJ)	T_1 (°C)	T_2(°C)	T_3(°C)	T_{FREC}(°C)	NV (MW)	NVT (MJ)	T_1(°C)	T_2(°C)	T_3(°C)	T_{FREC}(°C)
08-23-06	13:16	8556	7140	146	32	446	446	113	7290	143	424	443	426	112
09-13-06	13:56	8573	31640	329	32	879	887	216	32294	338	840	883	870	214
09-13-06	15:01	8574	1470	75	32	237	238	70	1554	78	224	236	228	69
09-14-06	15:50	8577	16863	222	31	632	634	158	17102	225	597	629	615	156
09-20-06	13:58	8583	33732	309	35	834	842	205	34259	312	790	831	814	203
09-21-06	11:40	8587	7127	133	36	418	418	110	7257	134	396	418	405	108
09-21-06	14:16	8588	3807	151	34	458	458	121	3926	153	434	455	444	119
09-21-06	15:39	8589	11032	195	35	557	559	145	11237	196	532	557	547	142
10-03-06	11:21	8599	14171	203	32	618	624	153	14413	200	610	647	637	151
10-03-06	17:33	8600	8389	157	33	493	495	122	8554	161	487	518	507	120
10-04-06	12:03	8601	3129	102	33	335	332	88	3193	103	330	351	340	86
10-04-06	15:50	8602	6183	124	33	355	354	107	5957	121	339	345	338	105
11-02-06	16:22	8625	16233	211	32	623	630	153	16520	215	593	622	598	150
11-13-06	15:54	8627	37810	333	34	888	901	216	38413	348	856	893	863	214
11-14-06	15:32	8628	14789	230	34	622	626	161	14698	244	646	687	661	158
11-15-06	15:09	8629	8119	162	35	475	477	125	8101	175	492	522	503	124
12-12-06	13:26	8642	3872	113	33	351	347	98	3840	122	364	387	368	97
12-14-06	13:55	8644	37466	325	35	869	882	212	37758	339	832	872	846	209
03-13-07	14:26	8677	17775	231	32	644	651	161	17782	227	617	640	632	159
03-20-07	09:44	8684	41308	392	36	873	889	239	39085	342	812	839	826	236
03-28-07	11:58	8692	3536	104	34	297	297	91	3333	90	283	288	283	90
03-28-07	14:19	8693	40827	375	35	867	885	238	38531	346	802	829	816	236
03-29-07	15:06	8695	39726	366	33	853	872	236	37476	341	793	815	805	234
04-03-07	12:49	8696	3361	121	31	321	320	89	3350	101	307	321	313	88
04-03-07	14:45	8697	32813	333	31	827	834	206	32480	310	797	834	820	204
04-04-07	11:40	8699	32796	323	33	845	854	202	32537	307	807	850	837	201
04-05-07	11:38	8701	36214	354	34	916	928	218	35957	342	885	926	912	217
04-12-07	12:06	8706	40508	359	34	847	862	236	38530	338	796	818	808	230
04-13-07	11:01	8707	34433	345	37	895	906	219	34224	331	863	902	891	218

DATE	TIME	RUN NO.	Plant Protect System Channel 1						Plant Protect System Channel 2					
			NV (MW)	NVT (MJ)	T_1 (°C)	T_2(°C)	T_3(°C)	T_{FREC}(°C)	NV (MW)	NVT (MJ)	T_1(°C)	T_2(°C)	T_3(°C)	T_{FREC}(°C)
05-03-07	15:24	8726	4221	118	31	355	352	95	4237	109	338	352	346	95
05-15-07	14:25	8731	39275	361	31	857	874	229	37185	340	792	812	801	227
05-24-07	13:54	8734	15476	237	36	638	641	157	15368	210	632	669	662	155
05-31-07	14:42	8736	3148	102	32	321	319	90	3080	95	334	353	345	89
06-01-07	11:04	8737	9752	195	34	519	521	137	9480	168	537	567	556	135
06-01-07	14:17	8738	32416	314	32	831	839	205	32143	306	794	831	818	204
06-06-07	14:32	8742	3172	108	32	331	329	87	3172	95	329	348	339	86
06-07-07	10:04	8743	3171	102	36	332	330	88	3163	91	330	348	342	87
06-12-07	14:58	8747	17707	236	32	638	640	160	17523	224	614	640	629	157
06-13-07	15:37	8750	17556	232	31	630	635	161	17369	224	608	632	621	158
06-19-07	15:13	8755	18048	234	33	642	647	161	17883	224	617	644	636	159
06-20-07	12:00	8757	1763	81	32	250	248	72	1779	71	241	250	246	72
06-20-07	14:42	8758	18413	239	33	647	656	165	18277	227	625	652	644	162
06-21-07	11:16	8759	10518	190	33	535	537	132	10423	178	533	562	558	130
06-26-07	15:21	8762	1392	73	34	199	196	64	1303	56	191	195	189	64
06-27-07	11:32	8764	1606	90	32	208	207	68	1509	63	200	205	199	68
06-27-07	14:04	8765	11397	210	34	446	451	131	10656	161	428	434	424	128
06-28-07	14:20	8770	33069	390	34	900	915	219	32753	356	869	908	899	218
07-17-07	11:33	8782	3480	107	31	286	285	89	3312	90	273	278	271	88
07-17-07	14:59	8783	22195	257	31	613	621	176	20943	233	580	588	578	173
07-18-07	09:55	8784	10363	189	28	443	450	133	9730	157	420	429	423	130
07-23-07	11:33	8796	10071	217	35	530	535	140	9785	174	551	584	579	138
07-23-07	15:42	8797	9709	180	32	522	525	131	9679	168	516	545	540	129
07-25-07	12:01	8803	24667	273	35	744	751	183	24539	262	717	747	738	180
07-26-07	10:01	8804	4137	141	35	349	348	92	4147	106	338	350	343	91
07-26-07	11:43	8805	4137	162	36	349	348	92	4147	106	338	350	343	91
07-26-07	13:48	8806	11832	209	32	526	529	133	11770	186	507	526	518	131
08-16-07	13:55	8825	33173	388	32	914	927	223	32970	350	885	924	916	223
09-05-07	10:47	8831	1609	73	36	211	211	68	1539	54	202	207	202	68

DATE	TIME	RUN NO.	Plant Protect System Channel 1						Plant Protect System Channel 2					
			NV (MW)	NVT (MJ)	T_1 (°C)	T_2(°C)	T_3(°C)	T_{FREC}(°C)	NV (MW)	NVT (MJ)	T_1(°C)	T_2(°C)	T_3(°C)	T_{FREC}(°C)
09-06-07	15:38	8836	1760	77	31	213	211	66	1658	59	203	208	204	66
09-10-07	15:33	8838	10510	160	34	430	437	124	9833	139	412	417	409	122
09-11-07	14:18	8840	1760	77	32	212	213	65	1671	57	204	208	203	65
10-31-07	14:44	8861	1644	75	32	246	245	75	1689	66	235	245	240	70
11-01-07	12:40	8863	4866	123	35	375	376	106	4899	110	357	372	363	96
11-05-07	14:16	8865	37325	343	35	872	886	234	37293	320	839	881	865	211
11-14-07	11:29	8871	1554	76	35	204	201	70	1462	56	195	200	195	65
11-14-07	14:40	8872	1731	82	36	215	211	74	1630	60	205	210	205	68
11-15-07	12:06	8873	1573	79	34	207	204	72	1482	60	196	203	197	66
11-15-07	16:09	8874	1589	80	34	208	205	73	1489	60	198	203	198	67
11-16-07	11:10	8875	1530	87	36	207	205	71	1449	57	197	202	197	65
11-16-07	13:59	8876	1631	75	34	215	212	74	1535	63	207	211	205	68
11-19-07	13:10	8877	1604	89	32	215	212	75	1531	63	204	209	203	69
11-19-07	15:39	8878	1633	77	32	212	209	75	1558	60	202	208	201	69
11-20-07	11:13	8879	1574	75	37	208	205	71	1490	55	199	205	199	66
11-28-07	10:44	8886	37623	347	35	897	907	236	37472	329	857	897	872	213
11-28-07	13:05	8887	38421	347	33	901	913	239	38259	335	855	897	878	215
01-31-08	12:37	8890	34087	340	37	848	860	227	33895	306	804	850	834	205
02-01-08	11:18	8891	17404	277	37	628	634	171	17298	211	597	630	615	154
02-01-08	11:18	8891	17404	277	37	628	634	171	17298	211	597	630	615	154
02-04-08	14:59	8894	35570	371	37	854	865	228	35376	309	831	866	843	206
02-04-08	14:59	8894	35570	371	37	854	865	228	35376	309	831	866	843	206
02-08-08	11:22	8900	1514	124	36	194	190	68	1477	49	189	192	185	64
02-13-08	11:02	8901	7881	240	35	578	581	159	7882	201	552	572	557	145
02-13-08	15:02	8903	1630	114	35	272	268	80	1652	79	261	271	262	75
02-14-08	09:38	8904	18835	264	33	654	658	178	18672	229	626	653	633	160
02-14-08	13:25	8906	1595	92	37	240	237	73	1585	64	232	239	231	68
02-14-08	16:29	8907	19438	261	33	664	669	183	19304	235	640	663	643	165
02-15-08	11:51	8908	37472	395	34	870	875	235	37212	324	841	877	858	212

DATE	TIME	RUN NO.	Plant Protect System Channel 1						Plant Protect System Channel 2					
			NV (MW)	NVT (MJ)	T_1 (°C)	T_2(°C)	T_3(°C)	T_{FREC}(°C)	NV (MW)	NVT (MJ)	T_1(°C)	T_2(°C)	T_3(°C)	T_{FREC}(°C)
03-04-08	14:38	8914	38274	387	37	880	893	233	38034	319	854	891	876	210
03-05-08	14:30	8916	1682	121	40	244	241	73	1685	59	235	244	237	68
03-06-08	12:11	8917	19546	273	37	667	672	183	19392	226	644	674	661	165
03-06-08	15:18	8918	39313	380	39	893	900	240	39062	324	865	902	886	217
03-14-08	14:08	8925	1252	113	35	210	206	72	1197	53	198	203	198	67
03-14-08	15:25	8926	6168	169	34	363	361	117	5845	111	341	348	340	106
03-25-08	14:31	8939	41229	364	33	916	925	245	41272	338	877	921	903	221
03-26-08	10:38	8940	41768	364	35	916	924	247	41708	340	875	922	905	224
03-26-08	14:48	8941	43682	372	33	930	938	247	43574	348	893	936	913	223
03-27-08	10:06	8942	41300	365	33	912	918	247	41273	340	876	922	904	223
03-28-08	13:29	8946	1251	114	36	208	206	72	1200	56	198	204	200	67
04-01-08	15:31	8949	1642	110	34	214	210	73	1573	57	202	209	204	68
04-02-08	10:30	8950	1669	90	37	214	211	74	1573	56	203	208	203	69
04-03-08	11:11	8954	1757	102	37	219	217	77	1676	58	207	215	210	72
04-03-08	11:52	8955	1684	109	36	217	215	77	1606	58	205	212	207	72
04-04-08	09:57	8957	1723	98	35	220	216	74	1665	60	206	213	209	68
04-04-08	12:00	8958	1700	96	37	215	210	72	1603	57	200	208	202	67
04-04-08	14:29	8959	1652	94	35	216	213	73	1612	58	202	209	205	68
04-07-08	14:45	8960	7720	186	35	458	457	129	7735	143	429	454	436	117
04-08-08	09:45	8961	10917	207	37	531	530	148	10905	169	496	524	506	134
04-08-08	12:55	8962	34298	361	37	895	902	237	34183	326	848	891	867	214
04-09-08	12:10	8963	1252	99	36	228	226	70	1258	57	224	239	231	66
04-10-08	09:38	8964	5562	159	38	409	407	116	5534	120	401	430	415	106
04-10-08	14:42	8965	2979	125	38	320	315	94	2972	87	312	333	321	86
04-11-08	14:18	8966	5383	187	39	406	403	116	5354	117	397	425	410	105
04-15-08	12:02	8968	1549	125	35	204	201	63	1443	77	191	197	193	58
04-15-08	15:29	8969	1636	78	34	209	206	67	1546	64	197	204	199	62
04-16-08	14:40	8970	1735	86	35	226	223	73	1636	68	211	219	213	68
04-16-08	15:34	8971	1735	85	34	225	221	73	1625	70	210	218	213	68

DATE	TIME	RUN NO.	Plant Protect System Channel 1						Plant Protect System Channel 2					
			NV (MW)	NVT (MJ)	T_1 (°C)	T_2(°C)	T_3(°C)	T_{FREC}(°C)	NV (MW)	NVT (MJ)	T_1(°C)	T_2(°C)	T_3(°C)	T_{FREC}(°C)
04-17-08	10:39	8972	1535	108	37	231	228	76	1458	74	216	224	220	70
04-17-08	13:28	8973	1569	101	37	233	228	77	1479	74	218	226	221	71
04-18-08	10:16	8975	1703	107	38	240	237	80	1589	76	223	232	227	74
04-18-08	13:57	8976	1630	103	36	240	235	80	1512	77	224	232	228	74
04-21-08	11:20	8978	1703	199	37	238	235	78	1625	83	221	230	225	72
04-22-08	12:59	8981	1585	177	36	233	229	78	1530	94	217	225	220	73
04-23-08	12:13	8985	1601	99	35	247	245	73	1620	74	232	245	238	69
04-24-08	10:09	8987	1781	118	36	252	249	77	1811	85	239	252	243	72
04-24-08	14:41	8989	19780	271	35	674	678	187	19702	252	638	671	650	169
04-24-08	15:27	8990	19559	309	34	670	675	181	19392	275	631	666	644	163
04-29-08	10:40	8992	34908	381	37	917	922	246	34756	357	876	915	886	223
05-07-08	10:59	8999	3033	133	36	309	308	90	3041	102	307	325	310	84
05-08-08	10:59	9000	3071	134	36	306	302	86	3036	101	303	320	306	80
05-13-08	13:44	9001	1720	93	34	220	219	78	1654	77	205	214	209	72
05-15-08	14:52	9004	34433	373	38	910	915	245	34240	359	876	917	896	221
05-19-08	16:04	9014	1790	81	34	222	218	76	1693	72	208	215	211	71
05-21-08	10:48	9015	1725	125	34	227	226	79	1660	105	214	221	216	73
05-21-08	14:06	9016	1730	102	34	222	219	78	1646	90	208	215	211	72
05-21-08	15:31	9017	1744	121	34	219	216	78	1650	103	206	213	209	72
05-23-08	11:31	9020	1841	293	38	239	239	82	1755	179	225	233	229	76
05-27-08	14:21	9021	33037	358	36	901	904	243	33007	352	866	905	885	221
06-10-08	13:44	9028	1581	109	35	247	244	74	1616	104	235	245	236	69
06-10-08	15:23	9029	19745	269	34	672	674	185	19645	266	640	673	655	167
06-12-08	11:21	9033	20946	356	37	690	691	188	20841	332	654	688	667	170
06-19-08	11:36	9034	1603	268	35	230	226	78	1528	220	216	224	218	72
06-19-08	15:12	9035	1679	439	34	234	232	80	1576	390	221	230	223	74
06-20-08	10:30	9036	1833	201	35	242	239	83	1719	171	227	235	230	77
06-20-08	12:55	9037	1781	248	34	240	238	83	1679	222	225	234	228	77
06-23-08	15:05	9038	32921	423	34	918	926	252	32762	404	883	926	909	231

DATE	TIME	RUN NO.	Plant Protect System Channel 1						Plant Protect System Channel 2					
			NV (MW)	NVT (MJ)	T_1 (°C)	T_2(°C)	T_3(°C)	T_{FREC}(°C)	NV (MW)	NVT (MJ)	T_1(°C)	T_2(°C)	T_3(°C)	T_{FREC}(°C)
06-23-08	16:49	9039	1585	121	34	221	219	79	1470	106	209	215	210	74
06-24-08	10:51	9040	1690	99	34	219	215	75	1590	89	206	212	207	69
06-24-08	13:01	9041	1727	104	34	219	217	76	1641	91	207	213	207	71
06-24-08	16:00	9042	1792	107	34	223	221	78	1696	98	211	217	212	72
06-25-08	10:34	9043	1696	104	35	227	224	79	1590	91	213	220	215	74
06-25-08	12:31	9044	1709	95	34	218	217	78	1628	86	205	213	207	72
06-25-08	15:06	9045	1709	91	34	219	216	78	1625	86	206	213	208	73
06-26-08	11:11	9046	1684	95	34	220	218	79	1600	81	207	214	210	74
06-26-08	13:40	9047	1755	96	34	225	221	80	1665	84	210	218	214	75
06-26-08	15:43	9048	1663	96	34	217	213	75	1571	83	203	211	207	70
06-27-08	11:21	9049	1695	99	34	221	219	77	1611	84	206	214	210	72
06-27-08	14:11	9050	1823	93	33	227	225	79	1730	84	211	220	215	74
07-01-08	15:22	9056	5243	178	35	451	455	143	4997	167	422	436	428	128
07-07-08	14:06	9060	32800	373	37	879	889	236	32702	354	850	887	862	213
07-11-08	13:47	9070	1736	96	34	216	213	75	1652	73	206	212	207	70
07-15-08	14:48	9071	1620	125	32	214	211	78	1514	90	204	210	206	72
07-15-08	16:19	9072	1744	114	33	225	221	81	1622	85	213	219	215	75
07-16-08	13:28	9073	1714	108	32	219	217	80	1604	82	208	214	209	74
07-16-08	14:55	9074	1590	108	32	211	211	78	1485	81	202	208	203	73
07-17-08	16:10	9075	1766	123	33	239	237	84	1646	93	227	233	228	78
07-29-08	10:52	9083	23615	298	32	726	729	197	23701	286	699	723	704	177
07-29-08	12:08	9084	23047	267	32	712	716	196	23082	262	682	712	691	176
07-29-08	13:54	9085	22820	291	33	709	716	194	22868	280	677	705	683	175
07-29-08	13:55	9086	22820	291	33	709	716	194	22868	280	677	705	683	175
09-11-08	12:13	9102	1631	108	36	233	229	80	1546	80	220	225	222	74
09-11-08	14:51	9103	2096	116	35	251	248	84	1977	92	237	244	239	77
09-11-08	16:27	9104	2438	122	35	266	266	89	2296	97	252	258	254	82
09-12-08	10:03	9105	1893	116	36	247	246	85	1793	85	233	239	235	78
09-16-08	10:36	9107	1796	88	37	238	236	79	1700	69	225	231	228	73

DATE	TIME	RUN NO.	Plant Protect System Channel 1						Plant Protect System Channel 2					
			NV (MW)	NVT (MJ)	T_1 (°C)	T_2(°C)	T_3(°C)	T_{FREC}(°C)	NV (MW)	NVT (MJ)	T_1(°C)	T_2(°C)	T_3(°C)	T_{FREC}(°C)
09-16-08	12:15	9108	1806	85	34	239	235	80	1709	72	225	232	227	74
09-16-08	14:51	9109	1790	91	32	238	236	81	1725	76	225	231	227	75
09-17-08	15:03	9110	1512	84	33	205	203	70	1460	65	193	199	195	66
09-18-08	10:52	9111	1563	96	36	208	204	72	1473	64	197	203	200	68
09-18-08	16:19	9112	1727	106	33	217	213	76	1681	75	206	212	208	71
09-24-08	10:07	9117	6064	168	34	413	411	114	6105	142	390	410	395	103
10-14-08	16:19	9123	19715	434	37	675	674	183	19715	275	644	673	653	166
10-15-08	16:22	9126	1684	231	36	216	212	73	1592	113	205	210	204	68
10-16-08	11:27	9127	21522	459	37	606	607	190	20340	262	569	581	567	170
10-16-08	14:41	9128	19610	365	35	672	672	182	19561	267	640	668	648	164
10-21-08	11:04	9129	1696	82	36	217	212	75	1612	64	207	213	208	70
10-22-08	10:08	9131	1649	108	37	214	211	75	1569	72	204	210	204	70
10-22-08	11:57	9132	1633	107	37	215	212	76	1560	69	202	209	204	71
10-22-08	14:26	9133	1750	95	37	219	215	74	1660	68	207	213	209	69
10-23-08	09:56	9134	1642	98	36	214	212	74	1568	69	202	209	204	70
10-23-08	13:49	9135	1739	98	36	217	213	75	1646	69	206	212	207	69
10-27-08	13:18	9136	1641	93	37	220	220	76	1565	66	208	214	209	70
11-11-08	16:26	9140	19632	333	36	675	669	184	19702	259	640	674	655	167
11-19-08	13:20	9145	8698	181	38	464	462	132	8668	152	440	462	448	120
11-20-08	14:26	9147	1101	85	38	171	169	60	1060	54	163	168	163	57
11-21-08	10:53	9149	1612	115	36	203	199	72	1555	73	193	198	193	67
11-21-08	13:24	9150	2015	114	36	220	216	75	1923	77	209	214	208	70
12-03-08	15:08	9157	28428	366	38	879	874	231	28517	331	838	875	860	209
12-08-08	14:15	9158	7528	231	36	528	528	147	7560	183	499	521	506	133
03-30-09	14:56	9161	7511	172	37	446	445	124	7524	152	431	443	428	113
03-30-09	14:56	9161	7511	172	37	446	445	124	7524	152	431	443	428	113
03-31-09	08:50	9164	7563	186	35	454	453	129	7570	167	436	451	433	117
03-31-09	08:50	9164	7563	186	35	454	453	129	7570	167	436	451	433	117
04-01-09	14:13	9170	30626	329	36	820	822	218	30574	313	778	808	784	198

DATE	TIME	RUN NO.	Plant Protect System Channel 1						Plant Protect System Channel 2					
			NV (MW)	NVT (MJ)	T_1 (°C)	T_2(°C)	T_3(°C)	T_{FREC}(°C)	NV (MW)	NVT (MJ)	T_1(°C)	T_2(°C)	T_3(°C)	T_{FREC}(°C)
04-07-09	11:41	9178	17493	251	36	643	641	173	17499	231	606	633	615	156
04-09-09	13:32	9180	35524	378	35	874	870	226	35506	346	831	867	842	204
04-20-09	15:14	9185	1560	70	35	239	234	71	1592	72	223	234	226	67
04-27-09	13:14	9189	17693	229	33	645	641	173	17913	235	599	633	620	156
05-01-09	10:53	9193	35701	338	36	879	878	233	36135	343	824	869	855	211
05-01-09	14:16	9197	32766	318	34	850	849	228	33115	330	794	839	825	206
05-05-09	15:12	9199	31902	364	36	915	913	239	32175	370	852	899	885	217
05-12-09	13:13	9202	1803	115	30	242	239	22	1725	182	227	235	229	79
05-12-09	15:33	9203	1509	123	32	237	235	24	1479	172	221	228	223	74
05-13-09	10:39	9204	1244	125	33	215	211	25	1230	224	204	210	205	69
05-13-09	12:20	9205	1262	104	32	218	215	24	1227	168	205	212	207	70
05-14-09	10:43	9207	1176	95	34	209	206	26	1146	142	197	203	198	67
05-14-09	13:33	9208	1289	107	31	218	215	23	1243	164	204	211	205	70
05-14-09	15:36	9209	1103	104	31	206	204	23	1076	161	195	201	196	67
05-16-09	10:05	9210	34611	356	34	917	918	26	34898	369	872	910	887	224
05-16-09	10:25	9211	26943	319	35	841	846	26	27118	332	793	827	808	219
05-16-09	11:06	9212	30842	333	34	894	895	25	31099	343	842	879	864	216
05-16-09	11:33	9213	28732	324	34	862	864	26	28928	334	812	849	838	216
05-16-09	12:04	9214	28381	324	34	858	864	25	28528	337	810	845	832	215
05-16-09	12:34	9215	28559	325	33	862	865	24	28700	338	818	851	839	212
05-16-09	13:04	9216	27681	320	34	849	851	25	27817	334	806	837	823	210
05-19-09	11:16	9217	1301	118	31	223	220	23	1251	167	211	216	210	74
05-19-09	13:54	9218	1146	110	29	215	213	21	1120	174	203	207	201	68
05-19-09	16:04	9219	1149	118	30	207	205	22	1098	166	196	200	193	66
05-20-09	09:48	9220	1303	92	36	215	215	28	1238	134	205	209	203	70
05-20-09	12:19	9221	1365	99	33	223	222	24	1344	161	213	217	210	73
05-21-09	11:17	9222	1333	95	36	215	214	26	1290	141	205	208	203	67
05-21-09	13:50	9223	1152	94	34	209	209	25	1124	149	200	205	198	66
05-21-09	15:53	9224	1184	92	34	211	208	25	1146	151	201	204	199	67

DATE	TIME	RUN NO.	Plant Protect System Channel 1						Plant Protect System Channel 2					
			NV (MW)	NVT (MJ)	T_1 (°C)	T_2(°C)	T_3(°C)	T_{FREC}(°C)	NV (MW)	NVT (MJ)	T_1(°C)	T_2(°C)	T_3(°C)	T_{FREC}(°C)
05-27-09	09:12	9225	1251	106	35	215	215	27	1220	131	204	209	202	71
05-27-09	11:00	9226	1293	99	36	219	218	27	1228	127	208	212	204	72
06-09-09	10:38	9229	1289	94	35	219	219	27	1249	140	209	213	205	73
06-09-09	12:14	9230	1387	89	32	225	224	24	1379	148	213	217	210	74
06-09-09	14:15	9231	1423	93	32	225	223	24	1362	154	214	218	210	75
06-10-09	09:29	9232	1297	88	36	216	213	27	1260	114	204	209	202	67
06-10-09	11:51	9233	1287	92	36	217	218	27	1249	118	206	211	204	69
06-10-09	14:10	9234	1298	89	34	217	215	26	1227	132	206	211	203	69
06-11-09	09:24	9235	1289	95	37	220	220	28	1244	119	208	213	205	71
06-11-09	10:57	9236	1287	88	36	219	218	27	1227	129	208	212	205	71
06-11-09	14:13	9237	1322	90	32	219	217	24	1270	152	208	213	205	72
08-04-09	12:50	9263	1143	111	32	209	207	24	1146	144	199	204	198	68
08-04-09	12:50	9263	1143	111	32	209	207	24	1146	144	199	204	198	68
08-04-09	16:14	9264	1297	114	28	221	219	21	1262	182	209	215	208	72
08-04-09	16:14	9264	1297	114	28	221	219	21	1262	182	209	215	208	72
08-05-09	11:25	9265	1193	95	33	215	211	25	1190	146	204	209	202	71
08-05-09	11:25	9265	1193	95	33	215	211	25	1190	146	204	209	202	71
08-05-09	14:56	9266	1241	100	29	219	217	22	1208	177	207	212	205	72
08-05-09	14:56	9266	1241	100	29	219	217	22	1208	177	207	212	205	72
08-06-09	10:53	9267	1270	109	32	219	218	25	1277	174	207	212	205	73
08-06-09	10:53	9267	1270	109	32	219	218	25	1277	174	207	212	205	73
08-06-09	15:54	9268	1231	100	33	218	216	25	1203	159	206	211	204	73
08-06-09	15:54	9268	1231	100	33	218	216	25	1203	159	206	211	204	73
08-11-09	11:08	9269	1184	130	32	212	212	24	1178	207	201	206	199	67
08-11-09	11:08	9269	1184	130	32	212	212	24	1178	207	201	206	199	67
08-11-09	15:45	9270	1224	122	31	213	212	24	1168	213	202	208	201	69
08-11-09	15:45	9270	1224	122	31	213	212	24	1168	213	202	208	201	69
08-12-09	11:28	9271	1209	86	33	214	213	24	1189	151	203	208	201	69
08-12-09	11:28	9271	1209	86	33	214	213	24	1189	151	203	208	201	69

DATE	TIME	RUN NO.	Plant Protect System Channel 1						Plant Protect System Channel 2					
			NV (MW)	NVT (MJ)	T_1 (°C)	T_2(°C)	T_3(°C)	T_{FREC}(°C)	NV (MW)	NVT (MJ)	T_1(°C)	T_2(°C)	T_3(°C)	T_{FREC}(°C)
09-09-09	14:42	9292	17639	293	32	644	645	24	17736	357	609	636	617	162
09-22-09	14:38	9298	17258	229	35	636	640	27	17394	246	602	631	613	157
09-23-09	11:18	9299	17482	227	37	637	641	28	17553	241	605	632	613	157
09-24-09	15:33	9302	16918	231	31	631	634	24	16988	258	596	623	604	154
10-06-09	09:48	9309	1147	105	34	208	205	27	1131	143	198	204	198	71
10-06-09	11:31	9310	1222	110	34	214	213	26	1206	154	204	210	204	73
10-06-09	14:43	9311	1277	112	31	218	218	24	1233	179	207	213	207	74
10-20-09	09:43	9317	1209	83	34	215	215	26	1168	168	203	209	204	72
10-20-09	11:15	9318	2910	109	33	287	288	26	2774	192	271	278	270	90
10-20-09	14:38	9319	6303	157	32	384	386	24	6016	250	362	370	360	115
10-27-09	09:59	9321	1236	77	35	218	217	27	1233	83	206	212	206	74
10-27-09	11:36	9322	1287	113	35	221	220	27	1252	154	208	214	207	74
10-27-09	14:34	9323	1293	105	36	221	220	28	1258	151	209	214	208	75
10-28-09	10:38	9324	1217	114	35	215	215	27	1198	159	205	210	203	73
10-28-09	12:04	9325	1228	111	35	217	216	27	1203	155	206	211	205	74
10-28-09	14:43	9326	1304	112	35	223	221	27	1277	163	213	217	210	76
10-29-09	11:01	9327	1222	105	37	213	212	28	1170	156	203	207	200	68
10-29-09	12:38	9328	1176	98	35	211	211	27	1138	164	200	204	198	67
10-29-09	15:24	9329	1203	149	35	211	211	26	1166	322	203	206	199	68
11-03-09	12:46	9331	1163	344	37	209	208	28	1127	677	199	203	196	67
11-03-09	14:23	9332	1224	106	33	213	212	25	1176	179	203	207	201	69
11-04-09	09:41	9333	1227	155	36	216	214	27	1187	232	206	210	203	70
11-04-09	11:14	9334	1163	115	36	213	210	27	1138	156	201	206	199	69
11-04-09	14:48	9335	1222	116	33	214	212	25	1176	197	203	207	201	68
11-05-09	10:06	9336	1203	109	36	214	210	28	1198	158	202	207	200	68
11-05-09	12:12	9337	1166	105	36	210	209	28	1143	165	200	204	198	68
11-05-09	15:15	9338	1152	106	33	210	208	25	1111	188	199	203	198	68
11-17-09	09:45	9344	1179	99	36	214	213	28	1166	164	204	208	202	71
11-17-09	11:26	9345	1208	107	35	216	216	27	1190	194	206	210	204	72

DATE	TIME	RUN NO.	Plant Protect System Channel 1						Plant Protect System Channel 2					
			NV (MW)	NVT (MJ)	T_1 (°C)	T_2(°C)	T_3(°C)	T_{FREC}(°C)	NV (MW)	NVT (MJ)	T_1(°C)	T_2(°C)	T_3(°C)	T_{FREC}(°C)
11-17-09	14:53	9346	1262	103	36	221	218	28	1254	177	212	215	209	73
11-18-09	09:37	9347	1227	115	35	218	218	27	1227	176	207	212	206	73
11-19-09	10:09	9349	1206	121	35	219	219	27	1166	178	209	214	206	73
12-01-09	10:26	9350	1189	72	38	211	211	29	1163	87	202	207	200	70
12-01-09	12:34	9351	1239	68	35	218	216	27	1211	77	208	212	204	69
12-01-09	14:43	9352	1173	69	35	211	210	27	1131	83	202	206	199	66
12-02-09	10:33	9354	1227	77	35	221	218	26	1220	90	211	215	208	71
12-02-09	12:37	9355	1217	74	35	215	214	27	1214	87	206	210	203	70
12-02-09	15:01	9356	1120	69	36	210	207	28	1112	79	200	204	197	69
12-03-09	09:56	9357	1133	68	36	211	209	27	1098	86	201	204	198	69
12-03-09	11:43	9358	1192	71	35	215	212	27	1184	88	205	208	202	71
12-03-09	13:57	9359	1097	63	37	211	206	28	1081	69	199	204	198	70
12-03-09	16:16	9360	1241	66	36	217	215	28	1243	73	205	209	203	68
12-08-09	11:39	9361	1241	137	33	214	214	25	1192	183	204	209	202	68
12-08-09	14:24	9362	2958	161	34	290	290	26	2826	196	276	282	274	87
12-08-09	16:10	9363	13164	252	35	515	520	26	12594	286	488	498	485	146
12-09-09	09:51	9364	1249	108	38	214	210	29	1189	151	202	208	202	69
12-09-09	12:16	9365	1130	119	37	209	207	28	1120	202	199	204	198	69
12-09-09	15:34	9366	6403	179	35	389	390	27	6105	242	366	373	362	114
12-10-09	09:18	9367	3582	159	35	311	310	26	3409	211	295	301	293	95
12-10-09	11:45	9368	4831	162	36	351	350	28	4618	217	329	336	327	105
12-15-09	10:08	9371	1706	129	36	241	240	27	1646	170	229	234	227	79
12-16-09	09:25	9374	1563	94	35	235	233	28	1522	108	224	230	223	78
12-16-09	13:41	9375	4751	137	36	347	349	27	4553	154	328	335	326	107
12-16-09	16:08	9376	42092	376	36	864	877	28	41875	383	804	822	800	232
12-17-09	10:06	9377	4932	140	36	349	350	27	4705	152	328	335	326	104
12-17-09	14:27	9378	36977	349	36	791	803	28	35163	354	734	753	737	219
12-22-09	13:44	9379	17655	240	38	640	646	29	17725	267	599	626	608	156
01-06-10	15:08	9381	33143	330	37	845	855	28	33762	306	800	839	818	204

DATE	TIME	RUN NO.	Plant Protect System Channel 1						Plant Protect System Channel 2					
			NV (MW)	NVT (MJ)	T_1 (°C)	T_2(°C)	T_3(°C)	T_{FREC}(°C)	NV (MW)	NVT (MJ)	T_1(°C)	T_2(°C)	T_3(°C)	T_{FREC}(°C)
01-14-10	11:52	9384	7462	191	36	451	453	28	7676	155	422	442	429	114
01-20-10	15:57	9394	1300	122	40	219	217	31	1292	76	206	213	206	71
01-21-10	10:34	9395	1209	129	36	222	220	28	1214	96	209	216	209	72
01-21-10	12:12	9396	1224	130	36	222	220	27	1217	101	209	215	208	72
01-21-10	15:22	9397	1290	150	36	222	219	27	1244	110	209	214	208	72
01-26-10	11:32	9398	1211	398	38	219	218	29	1187	134	208	214	207	70
01-26-10	15:25	9399	1379	600	36	229	229	28	1370	355	216	222	215	73
01-26-10	17:11	9400	12005	522	36	486	490	36	11700	312	454	464	452	138
01-27-10	14:54	9401	39515	978	36	805	820	28	38482	628	746	767	749	219
01-27-10	16:30	9402	39581	496	38	817	824	29	38407	449	758	782	765	226
01-28-10	15:53	9407	29926	308	35	822	827	27	30311	302	787	826	805	188
02-11-10	10:07	9421	11794	201	35	547	545	27	12046	188	518	538	525	138
02-11-10	11:04	9422	11594	192	36	533	536	27	11856	182	505	525	512	136
02-11-10	11:46	9423	11458	190	36	534	534	28	11713	181	503	522	509	135
02-11-10	13:35	9424	11815	193	36	541	544	28	12088	184	510	530	517	135
02-11-10	14:21	9425	11277	190	36	531	529	28	11531	180	501	520	506	134
02-11-10	15:03	9426	11143	187	35	522	523	27	11350	181	497	516	502	134
02-11-10	15:46	9427	11218	187	34	532	530	26	11435	184	500	520	506	134
02-16-10	11:46	9428	1078	126	34	206	202	26	1058	87	195	200	194	68
02-16-10	13:36	9429	1297	135	32	220	216	24	1274	105	209	213	207	72
02-16-10	15:22	9430	1303	134	31	219	214	24	1270	111	210	213	207	72
02-18-10	13:49	9440	1116	99	36	212	208	27	1128	79	199	204	198	68
03-02-10	15:00	9456	32223	335	32	849	853	24	32956	334	810	834	810	203
03-02-10	15:32	9457	31285	314	32	831	830	24	31991	319	790	819	802	204
03-10-10	12:38	9460	1122	89	36	197	192	28	1092	88	186	191	184	65
03-10-10	16:30	9461	40064	342	36	819	829	28	38778	332	757	773	758	224
03-11-10	10:28	9462	39740	329	36	797	806	28	38431	316	734	749	733	216
03-11-10	15:17	9463	40457	332	34	805	812	26	39140	323	736	754	738	220
03-12-10	10:36	9464	39778	346	36	802	807	28	38486	338	735	747	728	217

DATE	TIME	RUN NO.	Plant Protect System Channel 1						Plant Protect System Channel 2					
			NV (MW)	NVT (MJ)	T_1 (°C)	T_2(°C)	T_3(°C)	T_{FREC}(°C)	NV (MW)	NVT (MJ)	T_1(°C)	T_2(°C)	T_3(°C)	T_{FREC}(°C)
03-12-10	15:10	9465	41421	358	34	800	805	26	38999	369	738	754	736	220
03-16-10	09:53	9466	40283	339	36	802	809	27	38982	326	739	755	738	221
03-16-10	14:56	9467	40365	338	31	798	800	24	39088	337	735	752	735	222
03-17-10	11:13	9468	1179	63	34	191	192	26	1166	63	182	186	180	68
03-17-10	13:01	9469	1447	67	31	204	202	24	1412	71	195	199	192	71
03-18-10	16:19	9473	1339	69	32	206	204	25	1298	70	198	201	195	67
03-23-10	14:44	9475	14413	191	42	512	517	33	13867	179	480	487	475	144
03-24-10	15:50	9478	992	101	36	195	194	27	990	102	185	189	183	64
03-25-10	12:18	9480	14348	213	40	509	514	31	13797	199	481	488	474	143
03-30-10	13:55	9484	1230	80	35	216	214	27	1247	77	205	208	201	70
03-30-10	15:53	9485	12799	205	34	513	515	26	12467	202	481	489	475	146
03-31-10	10:32	9486	40015	344	34	814	824	25	39020	337	752	767	745	224
04-01-10	13:59	9488	30130	295	39	812	814	30	30588	291	782	812	790	190
04-07-10	12:12	9497	1176	110	36	212	211	28	1122	97	202	207	199	68
04-07-10	15:01	9498	11973	229	36	500	504	28	11559	215	469	477	464	141
04-08-10	11:02	9499	1258	106	36	217	217	28	1236	96	206	210	202	68
04-09-10	13:37	9501	35052	400	33	991	998	25	35846	421	947	976	948	241
04-13-10	11:28	9502	34424	310	34	843	853	26	34832	315	808	841	819	204
04-14-10	12:04	9503	34113	315	34	841	851	26	34568	321	813	841	821	201
04-15-10	10:28	9504	34690	316	33	844	850	24	35141	322	814	842	821	205
05-06-10	14:09	9506	32077	370	36	924	934	27	32796	393	884	915	898	228
05-13-10	11:19	9508	34219	316	39	835	842	30	34632	321	809	840	819	201
05-13-10	15:50	9509	34114	315	35	839	848	26	34535	329	809	840	817	201
05-14-10	11:28	9510	34233	306	36	844	848	28	34760	313	812	841	818	202
05-18-10	11:10	9511	1619	104	36	194	194	28	1581	130	185	190	184	65
05-18-10	14:34	9512	1682	111	34	200	198	26	1635	144	189	193	187	65
05-18-10	15:31	9513	1725	112	34	203	200	26	1671	145	190	195	188	66
05-19-10	11:13	9514	1746	126	38	205	203	29	1700	138	194	198	192	66
05-19-10	12:59	9515	1703	114	38	200	197	29	1642	120	191	195	190	66

DATE	TIME	RUN NO.	Plant Protect System Channel 1						Plant Protect System Channel 2					
			NV (MW)	NVT (MJ)	T_1 (°C)	T_2(°C)	T_3(°C)	T_{FREC}(°C)	NV (MW)	NVT (MJ)	T_1(°C)	T_2(°C)	T_3(°C)	T_{FREC}(°C)
05-19-10	15:22	9516	1682	124	39	201	197	30	1623	135	189	195	189	66
05-20-10	10:06	9517	1358	105	38	170	168	29	1314	110	161	165	161	58
05-20-10	12:06	9518	2174	120	38	213	210	29	2117	120	203	208	202	68
05-20-10	15:05	9519	2255	116	40	218	215	31	2176	113	209	213	208	70
05-27-10	14:53	9524	6781	173	35	480	480	27	6943	185	455	471	455	126
05-27-10	15:50	9525	16036	242	36	651	653	27	16345	255	609	634	616	161
05-27-10	16:28	9526	22273	297	36	787	792	27	22757	310	740	770	749	195
06-08-10	09:21	9528	2138	89	39	215	211	30	2073	109	202	208	201	73
06-08-10	10:58	9529	2126	87	38	216	214	30	2055	111	202	208	202	73
06-08-10	14:07	9530	7038	151	35	370	368	27	6770	193	346	355	345	113
06-09-10	09:53	9531	2804	117	37	241	240	29	2690	138	228	235	227	75
06-09-10	11:51	9532	2330	101	37	221	219	28	2238	124	209	215	209	71
06-09-10	14:10	9533	16909	227	35	539	537	27	16304	264	501	515	503	153
06-10-10	08:53	9534	2082	100	37	209	208	28	2007	120	197	202	198	70
06-10-10	10:59	9535	2023	117	37	206	204	28	1946	126	195	200	195	70
06-10-10	14:12	9536	2012	108	35	207	205	26	1952	136	195	201	194	70
06-15-10	10:50	9537	34019	313	39	843	849	30	34590	318	821	844	813	204
06-15-10	14:58	9538	34108	304	36	844	853	28	34592	317	808	837	811	201
06-16-10	10:38	9539	32386	312	39	832	843	30	33069	321	797	821	796	206
06-16-10	11:04	9540	30601	298	38	811	821	29	31321	307	768	797	774	206
06-16-10	14:46	9541	17431	218	35	634	636	27	17685	229	608	630	609	158
06-17-10	10:15	9542	33905	306	39	834	840	30	34335	311	812	837	810	201
06-17-10	15:14	9544	4356	118	40	364	366	31	4488	123	348	356	344	98
06-17-10	15:38	9545	30909	299	39	815	819	31	31593	307	783	806	782	201
06-23-10	11:07	9547	31986	363	40	968	969	31	32753	375	930	955	924	236
07-06-10	11:05	9550	33781	315	38	838	843	29	34318	319	808	839	820	200
07-06-10	16:00	9551	34037	316	35	840	848	27	34579	321	808	837	814	200
07-07-10	15:05	9552	34146	309	35	839	848	27	34535	325	804	840	820	201
07-08-10	10:09	9553	34175	322	31	839	849	23	34595	326	805	836	819	201

DATE	TIME	RUN NO.	Plant Protect System Channel 1						Plant Protect System Channel 2					
			NV (MW)	NVT (MJ)	T_1 (°C)	T_2(°C)	T_3(°C)	T_{FREC}(°C)	NV (MW)	NVT (MJ)	T_1(°C)	T_2(°C)	T_3(°C)	T_{FREC}(°C)
07-08-10	14:55	9554	33943	320	32	839	848	25	34421	325	803	835	820	200
07-13-10	13:56	9557	2926	114	32	306	304	25	2998	116	302	316	305	82
07-13-10	15:28	9558	2968	114	33	310	308	25	3023	116	306	320	310	82
07-14-10	11:36	9559	2779	119	32	298	295	24	2868	121	296	310	300	80
07-20-10	11:02	9560	2757	128	31	299	298	24	2810	127	297	310	301	80
07-21-10	14:14	9561	2696	115	33	295	293	25	2752	116	293	306	297	80
07-22-10	11:30	9563	2734	105	33	299	296	25	2806	105	296	309	299	82
07-27-10	11:21	9566	2084	148	32	211	208	25	2034	145	200	204	198	71
07-27-10	12:57	9567	2328	201	33	224	222	25	2272	201	214	218	212	75
07-27-10	15:12	9568	2382	146	33	226	224	26	2304	148	214	218	212	72
07-28-10	10:26	9569	2146	175	33	212	212	25	2076	167	203	208	202	71
07-28-10	12:10	9570	2004	157	34	207	203	25	1936	152	197	202	195	69
07-28-10	15:10	9571	2138	138	33	215	212	25	2073	141	204	209	202	71
07-29-10	09:37	9572	2117	160	31	213	212	24	2036	157	204	208	202	72
07-29-10	11:02	9573	2149	163	32	216	214	25	2082	160	205	209	202	72
09-28-10	10:58	9575	2209	120	37	219	217	29	2146	102	204	208	203	69
08-03-10	15:52	9578	19264	317	33	681	684	26	19684	339	643	667	652	164
08-04-10	10:40	9579	33856	336	31	842	848	24	34287	337	808	839	822	200
08-04-10	15:56	9580	34224	322	34	846	849	26	34529	328	808	842	826	202
08-05-10	15:08	9583	19542	273	33	681	679	26	19918	276	644	669	652	168
08-10-10	15:47	9586	19559	259	33	679	678	25	19897	256	643	669	653	168
08-11-10	15:40	9589	19424	265	33	681	683	25	19803	269	644	669	650	167
08-12-10	11:41	9590	1750	76	32	201	200	25	1711	73	193	197	190	66
08-12-10	15:45	9591	1549	71	33	191	190	26	1523	68	183	187	181	64
08-17-10	15:32	9594	19697	293	33	691	692	26	20146	295	656	677	658	168
09-07-10	11:36	9608	42868	383	30	836	840	23	41963	375	772	789	773	226
09-16-10	13:51	9614	34048	340	31	845	858	23	34467	337	809	844	827	203
09-28-10	13:22	9617	2163	93	41	216	216	32	2101	84	202	208	202	70
09-28-10	16:13	9618	1955	81	40	207	203	31	1876	69	192	197	192	68

DATE	TIME	RUN NO.	Plant Protect System Channel 1						Plant Protect System Channel 2					
			NV (MW)	NVT (MJ)	T_1 (°C)	T_2(°C)	T_3(°C)	T_{FREC}(°C)	NV (MW)	NVT (MJ)	T_1(°C)	T_2(°C)	T_3(°C)	T_{FREC}(°C)
09-29-10	10:56	9619	2133	135	32	216	213	25	2071	120	202	206	200	70
09-29-10	13:18	9620	1706	130	31	190	187	23	1646	124	177	181	175	64
09-30-10	10:39	9621	2096	120	33	214	210	25	2031	115	202	206	200	71
09-30-10	12:45	9622	2038	129	31	210	205	24	1966	135	197	202	196	70
09-30-10	15:19	9623	2052	158	32	212	210	24	1990	164	199	204	198	71
10-13-10	11:15	9629	33430	329	31	846	847	23	34129	330	808	840	822	202
10-13-10	16:36	9630	33913	316	32	849	851	24	34457	324	805	841	829	202
10-14-10	15:21	9631	32086	298	37	841	841	28	32862	318	790	823	811	202
10-14-10	16:12	9632	31612	297	34	834	831	26	32348	334	780	813	799	203
10-14-10	16:49	9633	30909	295	34	825	827	25	31653	324	774	808	790	200
10-19-10	10:06	9634	32185	300	37	838	842	29	32978	307	799	828	809	201
10-19-10	11:00	9635	31842	295	36	837	841	27	32650	306	790	819	798	202
10-19-10	12:59	9636	32470	300	35	845	851	27	33384	313	795	827	810	205
10-19-10	14:59	9637	32389	301	33	842	846	24	33167	315	796	828	813	203
10-19-10	15:50	9638	31705	299	32	838	838	25	32494	317	785	816	800	202
10-19-10	16:32	9639	31401	305	33	836	837	24	32266	348	781	817	802	201
10-19-10	16:58	9640	30445	291	33	819	821	25	31220	305	769	803	787	201
10-20-10	09:47	9641	32450	302	38	849	849	29	33288	310	795	829	816	203
10-20-10	12:23	9642	32294	376	36	845	849	27	33069	590	796	827	814	204
10-20-10	12:53	9643	32323	303	35	844	846	26	33129	316	793	827	811	205
10-20-10	14:50	9644	32561	301	32	851	853	24	33342	312	797	831	815	204
10-20-10	15:18	9645	30972	292	32	830	834	24	31772	305	775	810	795	204
10-20-10	15:43	9646	30690	296	33	827	832	24	31450	315	776	809	792	208
10-20-10	16:35	9648	29544	286	33	812	813	24	30320	298	763	796	777	201
10-20-10	17:01	9649	29682	287	33	815	817	24	30436	297	768	797	779	201
10-21-10	11:05	9650	32580	301	37	848	853	28	33464	311	797	831	814	206
10-21-10	13:14	9651	32421	304	35	837	840	27	33204	317	799	830	812	203
10-21-10	14:32	9652	32185	300	34	838	842	26	32918	310	796	827	808	204
10-21-10	15:03	9653	30558	293	34	822	825	26	31302	309	776	808	789	203

DATE	TIME	RUN NO.	Plant Protect System Channel 1						Plant Protect System Channel 2					
			NV (MW)	NVT (MJ)	T_1 (°C)	T_2(°C)	T_3(°C)	T_{FREC}(°C)	NV (MW)	NVT (MJ)	T_1(°C)	T_2(°C)	T_3(°C)	T_{FREC}(°C)
10-21-10	15:42	9654	31033	293	33	821	823	25	31744	306	780	809	789	201
10-22-10	11:30	9655	34637	301	36	759	757	28	33827	294	711	723	700	202
10-22-10	12:10	9656	34079	298	36	754	754	28	33175	290	705	717	695	203
10-22-10	14:33	9657	34916	303	37	753	748	29	33992	294	711	723	703	205
10-22-10	15:06	9658	33503	301	36	741	734	27	32610	293	702	710	689	206
10-26-10	10:47	9659	33515	312	35	839	843	27	34059	313	814	845	821	205
10-26-10	15:41	9660	33665	301	36	844	847	28	34122	303	815	846	829	203
10-27-10	10:28	9661	33543	303	36	839	844	27	34022	305	812	841	823	205
10-28-10	12:49	9662	33630	301	35	843	844	27	34118	303	810	842	822	205
10-28-10	14:33	9663	33605	297	36	840	847	28	34049	300	807	839	820	205
10-28-10	15:35	9664	32964	318	37	834	835	29	33429	322	799	831	812	203
11-02-10	11:26	9665	32865	297	38	837	841	29	33291	300	807	836	821	196
11-02-10	16:34	9666	32197	310	36	698	699	28	33746	316	657	659	667	198
11-04-10	15:51	9669	33188	306	35	834	831	26	33691	315	805	838	820	202
11-04-10	16:20	9670	32215	300	34	823	824	25	32656	310	798	829	810	204
11-10-10	14:46	9674	5208	123	37	340	339	28	5096	119	321	327	315	101
11-10-10	16:33	9675	6222	134	37	368	365	29	6056	132	344	350	338	107
11-11-10	10:32	9676	6213	134	37	366	363	28	6007	130	344	349	337	106
11-11-10	15:19	9677	6094	133	37	365	362	28	5945	128	343	348	337	106
11-16-10	16:55	9679	6124	143	38	360	356	29	5892	135	340	344	333	101
11-17-10	11:02	9680	6105	177	36	366	362	28	5915	175	343	347	338	104
11-17-10	13:43	9681	12916	211	37	514	517	28	12567	208	482	488	477	143
11-17-10	16:40	9682	12224	210	37	503	504	28	11873	226	472	478	464	141
11-18-10	11:42	9683	11586	194	37	495	493	28	11216	190	466	471	458	138
11-18-10	16:15	9684	11408	216	36	491	489	27	11058	233	463	467	454	139
11-19-10	10:08	9685	31844	337	40	912	913	31	32608	358	878	899	874	218
11-30-10	11:31	9693	17339	229	35	654	646	27	17764	238	610	637	613	160
11-30-10	13:07	9694	17423	234	35	650	649	27	17861	251	610	634	616	159
11-30-10	14:16	9695	16901	238	35	647	644	27	17342	259	602	626	608	156

DATE	TIME	RUN NO.	Plant Protect System Channel 1						Plant Protect System Channel 2					
			NV (MW)	NVT (MJ)	T_1 (°C)	T_2(°C)	T_3(°C)	T_{FREC}(°C)	NV (MW)	NVT (MJ)	T_1(°C)	T_2(°C)	T_3(°C)	T_{FREC}(°C)
11-30-10	15:55	9696	17696	237	36	658	651	28	18139	254	620	642	621	161
12-01-10	12:09	9697	17793	230	35	665	657	27	18232	241	619	642	623	160
12-01-10	12:48	9698	16979	227	35	648	641	27	17393	238	606	628	608	158
12-01-10	14:03	9699	17137	226	36	651	648	27	17580	234	607	629	610	158
12-01-10	14:55	9700	16796	227	36	643	639	27	17239	238	600	623	605	156
12-01-10	15:46	9701	16342	222	37	636	634	28	16766	231	594	616	596	155
12-02-10	12:59	9702	10555	173	37	517	518	28	10772	183	493	511	493	126
12-02-10	16:59	9703	33392	303	34	838	842	26	34024	319	814	843	821	200
12-14-10	11:36	9705	19010	243	37	601	609	28	18489	246	559	567	553	169
12-14-10	16:19	9706	19010	234	33	606	610	25	18447	246	563	572	558	172
12-16-10	10:47	9713	2163	67	37	218	214	29	2096	70	205	208	200	69
12-16-10	12:04	9714	5702	125	37	362	361	28	5510	128	337	343	334	105
12-16-10	15:11	9715	12529	175	36	476	481	28	12124	178	450	455	443	136
01-05-11	16:56	9716	33310	312	37	860	860	28	34240	330	819	842	815	207
01-06-11	13:39	9718	17867	229	36	656	654	27	18347	242	618	635	612	160
01-10-11	15:56	9719	7755	144	39	454	458	30	7962	155	432	444	424	113
01-13-11	11:04	9720	1560	68	35	239	236	27	1616	71	227	233	223	68
01-26-11	10:46	9728	40330	332	39	820	818	30	40559	342	743	770	757	224
02-01-11	12:26	9733	34206	311	38	847	845	30	35938	324	797	844	839	203
02-01-11	17:26	9734	34649	303	1336	851	848	33	36233	320	799	1242	835	203
02-02-11	12:57	9735	34611	305	36	849	851	28	36195	320	808	845	835	200
02-02-11	15:11	9736	34711	305	37	849	851	28	36242	320	803	842	827	203
02-09-11	10:39	9744	2407	120	38	229	226	29	2415	115	212	218	212	72
02-09-11	12:01	9745	2155	100	38	213	212	29	2133	105	200	205	200	69
02-09-11	14:48	9746	7290	162	40	375	375	31	7263	175	348	357	347	110
02-10-11	15:32	9750	17001	221	36	540	542	27	16860	271	508	515	502	151
02-11-11	15:48	9753	2238	146	36	217	215	28	2257	143	206	210	202	70
02-15-11	12:54	9755	7211	178	37	375	373	29	7232	186	352	357	345	110
02-15-11	16:00	9756	16972	218	35	544	545	27	17014	251	512	518	501	151

DATE	TIME	RUN NO.	Plant Protect System Channel 1						Plant Protect System Channel 2					
			NV (MW)	NVT (MJ)	T_1 (°C)	T_2(°C)	T_3(°C)	T_{FREC}(°C)	NV (MW)	NVT (MJ)	T_1(°C)	T_2(°C)	T_3(°C)	T_{FREC}(°C)
02-16-11	15:54	9759	19740	240	34	691	686	26	20810	257	650	671	654	166
02-17-11	11:38	9760	11840	182	37	498	494	29	11789	182	466	472	458	139
02-22-11	13:45	9763	2177	74	38	213	211	30	2155	77	202	205	198	67
02-22-11	15:51	9764	40495	343	37	821	816	28	40600	352	759	771	752	222
02-23-11	16:10	9767	11789	191	37	496	489	29	11754	198	459	467	454	138
02-25-11	11:11	9770	2063	79	36	264	259	28	2234	87	249	257	247	70
02-25-11	12:03	9771	1936	77	36	262	260	27	2084	86	249	256	246	71
02-25-11	13:31	9772	1866	75	36	256	251	28	2011	83	241	248	238	70
02-25-11	14:03	9773	1892	75	36	261	258	28	2047	83	248	254	244	72
02-25-11	14:47	9774	1681	74	37	247	243	29	1793	82	232	238	230	68
02-25-11	15:46	9775	1900	75	38	262	257	29	2020	82	246	253	243	70
03-01-11	12:11	9776	40783	360	36	827	821	28	41130	371	767	780	758	225
03-01-11	16:11	9777	40757	354	35	823	811	27	40984	374	760	776	760	224
03-02-11	12:43	9779	40621	346	37	826	815	28	40851	352	759	776	758	223
03-02-11	15:45	9780	40524	343	32	827	825	24	40800	355	757	772	753	222
03-03-11	10:19	9781	40948	350	36	833	823	28	41184	360	760	776	758	224
03-03-11	14:06	9782	40907	345	35	833	831	26	41054	362	759	773	756	223
03-08-11	10:50	9783	41346	346	39	829	829	30	41295	371	755	768	753	224
03-08-11	14:58	9784	40783	341	36	820	813	27	40894	370	762	774	755	223
03-09-11	15:10	9786	40860	346	36	828	820	28	40695	359	757	773	756	223
03-10-11	14:07	9788	41143	341	37	826	817	29	41037	347	755	769	752	223
03-11-11	10:50	9789	2046	86	37	263	258	29	2176	113	246	255	246	72
03-11-11	11:23	9790	1912	79	35	261	255	26	2044	94	243	252	243	72
03-11-11	12:00	9791	2031	80	36	272	267	28	2182	90	254	263	253	73
03-11-11	12:42	9792	1971	80	37	266	261	29	2093	91	250	259	249	72
03-11-11	13:49	9793	1987	75	35	270	264	27	2149	84	253	261	252	73
03-11-11	14:35	9794	2050	79	34	270	264	26	2176	101	252	262	252	73
03-11-11	15:17	9795	2017	92	33	269	263	25	2144	158	252	261	250	73
03-11-11	16:04	9796	1917	81	34	261	255	26	2046	99	244	253	243	72

DATE	TIME	RUN NO.	Plant Protect System Channel 1						Plant Protect System Channel 2					
			NV (MW)	NVT (MJ)	T_1 (°C)	T_2(°C)	T_3(°C)	T_{FREC}(°C)	NV (MW)	NVT (MJ)	T_1(°C)	T_2(°C)	T_3(°C)	T_{FREC}(°C)
03-22-11	10:32	9805	33713	303	39	848	832	31	35359	322	811	840	824	200
03-22-11	15:39	9806	34199	304	38	848	836	29	35781	327	806	840	826	201
03-23-11	10:45	9807	34335	308	36	848	836	27	35868	331	810	842	826	202
03-23-11	16:02	9808	34152	307	37	849	832	28	35674	330	807	840	826	201
03-24-11	11:55	9809	37755	321	37	874	857	28	39381	342	830	867	855	208
03-24-11	14:00	9810	33878	306	37	841	822	28	35389	324	802	838	822	200
03-24-11	15:19	9811	36354	318	37	865	848	29	37817	338	826	858	846	202
03-29-11	12:54	9821	2203	187	36	218	211	28	2207	422	206	207	202	67
03-29-11	14:24	9822	6814	167	36	367	358	28	6760	226	345	345	338	105
03-29-11	16:02	9823	16801	237	37	541	530	29	16688	282	509	509	498	151
03-31-11	15:27	9835	2146	97	36	217	210	27	2187	179	203	206	200	68
04-06-11	12:26	9841	2122	76	37	214	210	28	2122	94	202	205	201	68
04-06-11	14:08	9842	6603	129	36	361	353	27	6578	161	338	343	337	105
04-07-11	10:35	9844	2353	76	39	227	220	30	2345	90	214	215	211	70
04-07-11	12:00	9845	7314	132	38	378	368	29	7254	143	354	358	350	109
04-08-11	10:02	9847	1796	68	37	190	184	28	1776	87	180	182	178	61
04-08-11	11:44	9848	2398	82	37	229	221	28	2385	103	213	216	211	71
04-08-11	15:31	9849	7019	122	37	373	362	29	6981	176	349	351	346	108
04-12-11	11:39	9850	1173	89	37	214	207	28	1173	134	200	203	198	67
04-12-11	14:09	9851	1122	74	36	212	207	27	1136	104	202	203	198	67
04-12-11	16:06	9852	5956	137	35	369	360	27	5922	192	345	347	340	107
04-13-11	10:35	9853	1233	78	37	217	211	28	1233	104	205	207	202	67
04-13-11	12:08	9854	1197	75	37	216	209	29	1224	95	202	204	200	67
04-13-11	15:21	9855	29093	282	35	716	705	26	28973	315	662	669	657	194
04-14-11	10:43	9856	12039	180	40	508	497	31	11977	204	470	475	469	141
04-14-11	16:12	9858	18715	225	38	605	592	29	18640	305	558	565	556	169
04-19-11	15:50	9866	930	36	32	142	137	24	935	48	133	135	132	50
04-19-11	16:19	9867	719	29	33	123	119	24	746	41	116	118	115	46
04-20-11	12:16	9869	6837	118	39	365	358	30	6792	162	342	345	340	106

DATE	TIME	RUN NO.	Plant Protect System Channel 1						Plant Protect System Channel 2					
			NV (MW)	NVT (MJ)	T_1 (°C)	T_2(°C)	T_3(°C)	T_{FREC}(°C)	NV (MW)	NVT (MJ)	T_1(°C)	T_2(°C)	T_3(°C)	T_{FREC}(°C)
04-20-11	14:52	9870	14765	182	33	509	502	25	14666	303	478	482	473	145
04-28-11	10:06	9872	32145	343	36	917	906	28	33897	387	877	901	889	221
04-28-11	11:05	9873	32688	341	36	916	902	28	34460	375	868	896	884	219
04-28-11	14:04	9874	33926	345	37	924	913	29	35706	376	879	907	893	224
04-28-11	15:06	9875	32485	339	35	915	905	27	34159	380	868	894	879	219
05-03-11	13:35	9876	37623	312	37	877	861	29	39366	374	840	867	853	207
05-03-11	15:51	9877	36411	307	35	867	855	27	38099	376	829	858	846	205
05-04-11	13:22	9878	37114	313	34	888	879	26	38739	380	849	878	867	209
05-04-11	15:53	9879	37901	320	34	894	881	26	39580	378	857	886	878	212
05-05-11	11:19	9880	38066	322	35	895	884	27	39778	370	855	885	876	212
05-05-11	16:23	9881	42079	334	33	924	915	25	43966	392	887	916	905	219
05-17-11	15:23	9885	2161	63	39	217	213	30	2147	192	202	206	201	69
05-18-11	12:45	9887	6757	120	38	364	356	29	6684	236	338	344	335	102
05-18-11	14:46	9888	16809	198	39	544	536	30	16664	306	506	514	502	149
05-19-11	13:25	9890	2212	62	36	219	214	28	2226	197	205	210	204	68
06-08-11	12:31	9892	2122	72	43	212	207	33	2106	126	201	205	200	68
06-08-11	14:20	9893	2185	68	42	216	212	33	2185	115	204	208	203	68
06-08-11	16:36	9894	2155	71	43	216	210	33	2149	134	204	207	202	68
06-09-11	11:15	9895	2214	74	43	217	212	34	2185	127	205	209	203	69
06-10-11	11:14	9897	6895	143	40	368	364	31	6848	194	345	351	343	107
06-10-11	12:36	9898	7025	142	40	371	364	31	6965	192	348	352	345	108
06-10-11	14:07	9899	6998	124	42	368	365	32	6941	192	345	350	341	106
06-10-11	15:39	9900	6849	123	43	365	359	33	6817	186	343	348	339	106
06-14-11	11:02	9901	33673	303	43	848	834	34	35198	362	812	840	832	201
06-14-11	14:41	9902	37866	332	31	890	877	24	39577	378	857	886	877	213
06-15-11	10:23	9903	34617	311	35	865	854	26	36290	348	817	845	836	210
06-15-11	11:02	9904	33764	307	34	852	841	26	35340	336	807	835	826	209
06-15-11	11:29	9905	33264	305	34	845	832	26	34827	337	798	829	820	213
06-15-11	13:26	9906	34676	312	31	863	854	23	36300	338	811	846	836	210

DATE	TIME	RUN NO.	Plant Protect System Channel 1						Plant Protect System Channel 2					
			NV (MW)	NVT (MJ)	T_1 (°C)	T_2(°C)	T_3(°C)	T_{FREC}(°C)	NV (MW)	NVT (MJ)	T_1(°C)	T_2(°C)	T_3(°C)	T_{FREC}(°C)
06-15-11	14:02	9907	32797	306	30	842	829	23	34351	347	792	825	813	206
06-15-11	15:25	9909	32986	306	32	839	830	24	34527	358	792	827	812	208
06-15-11	15:59	9910	31875	304	33	828	818	26	33350	348	776	813	799	206
06-16-11	10:50	9911	34410	309	35	860	853	27	36225	356	807	844	830	207
06-16-11	12:30	9913	33703	296	34	838	831	26	35108	332	802	839	824	202
06-16-11	14:24	9914	37457	317	34	883	876	26	39128	356	849	885	867	211
06-23-11	09:58	9915	31456	339	38	904	899	29	32823	389	855	890	875	222
07-01-11	10:40	9923	33157	304	33	840	824	24	34394	317	803	836	819	198
07-01-11	11:40	9924	37631	320	33	887	875	25	39055	334	843	882	861	212
07-06-11	13:18	9927	2309	76	30	222	218	23	2277	85	208	213	207	71
07-07-11	10:22	9930	2163	70	32	216	211	24	2144	79	201	206	199	69
07-07-11	15:41	9933	2185	70	29	218	213	22	2166	89	202	207	200	71
07-12-11	15:39	9936	2107	114	29	212	207	21	2082	236	197	202	197	68
07-13-11	15:27	9939	2101	103	29	209	205	21	2057	247	197	201	196	68
07-14-11	14:31	9942	2233	89	32	218	212	24	2198	222	204	208	202	69
07-19-11	15:24	9945	2203	116	31	216	210	24	2174	229	201	206	201	69
07-20-11	10:32	9946	7146	156	34	371	364	26	7033	199	347	354	346	107
07-20-11	12:00	9947	7046	144	33	363	357	25	6935	184	342	350	342	107
07-27-11	14:14	9955	33735	290	29	840	834	22	34994	321	804	836	819	203
07-27-11	14:51	9956	37561	309	30	882	877	23	38988	344	843	877	859	214
07-28-11	15:08	9958	33584	290	28	837	829	21	35008	324	796	830	816	202
07-28-11	15:53	9959	37693	314	28	893	887	21	39174	353	851	885	866	215
08-02-11	14:39	9960	33646	290	29	841	833	21	34892	344	799	832	819	203
08-02-11	15:22	9961	37717	312	28	890	884	22	39142	343	848	884	866	215
08-03-11	13:46	9962	33770	290	33	841	836	26	35030	323	804	836	822	203
08-03-11	15:10	9963	38125	313	34	895	889	26	39502	348	859	893	875	215
08-04-11	12:17	9964	34197	291	34	844	837	26	35406	325	809	841	826	204
08-04-11	14:23	9965	38026	311	34	892	891	26	39461	350	863	893	875	215
08-09-11	13:42	9967	38144	313	32	896	891	25	39559	367	862	892	876	214

DATE	TIME	RUN NO.	Plant Protect System Channel 1						Plant Protect System Channel 2					
			NV (MW)	NVT (MJ)	T_1 (°C)	T_2(°C)	T_3(°C)	T_{FREC}(°C)	NV (MW)	NVT (MJ)	T_1(°C)	T_2(°C)	T_3(°C)	T_{FREC}(°C)
08-10-11	11:22	9968	34013	289	33	843	831	25	35405	323	814	844	828	204
08-10-11	13:22	9969	38180	313	30	894	886	23	39646	351	862	895	875	216
08-11-11	10:53	9970	34149	289	37	847	843	29	35562	317	807	840	824	204
08-11-11	12:56	9971	37577	310	35	895	890	26	39023	346	855	888	872	212
08-16-11	11:07	9972	33813	287	36	843	843	28	35159	322	808	839	823	204
08-16-11	13:05	9973	38172	309	34	895	893	26	39673	346	861	894	877	217
08-17-11	10:20	9974	34140	291	33	845	846	26	35422	322	814	845	831	206
08-17-11	12:21	9975	38158	314	34	894	895	26	39615	344	866	899	882	219
08-18-11	10:42	9976	34019	289	34	840	843	27	35324	326	808	842	829	204
08-18-11	12:41	9977	37815	311	34	894	890	26	39220	338	856	892	877	217
08-24-11	15:02	9981	34498	386	29	1035	1027	23	36263	493	984	1016	1002	253
08-24-11	15:48	9982	34921	388	30	1035	1038	23	36441	453	978	1014	1002	253
09-07-11	10:36	9998	36685	364	35	998	998	27	38445	407	941	979	972	246
09-07-11	11:25	9999	36320	360	34	990	983	26	37977	403	934	969	964	245
09-08-11	13:08	10000	36703	396	34	1060	1057	27	38347	439	995	1034	1030	258
09-14-11	13:15	10010	2668	63	34	237	234	26	2634	387	223	229	224	76
09-14-11	14:33	10011	6359	108	33	347	345	25	6237	314	328	336	329	105
09-14-11	15:34	10012	6359	108	33	347	345	25	6237	749	328	336	329	105
09-15-11	10:25	10013	2328	57	37	219	217	29	2282	190	206	212	208	70
09-15-11	11:44	10014	6805	113	37	360	359	29	6640	271	338	345	338	106
09-15-11	14:36	10015	14255	172	34	495	494	26	13984	307	470	482	471	144
09-20-11	12:18	10016	2065	52	37	205	201	29	2036	152	195	199	195	67
09-20-11	14:03	10017	6886	113	33	360	358	26	6760	260	342	348	340	108
09-21-11	10:59	10019	1965	50	35	201	197	27	1950	165	190	195	192	66
09-21-11	12:15	10020	7119	116	34	368	363	27	7008	232	348	354	347	109
09-21-11	14:57	10021	14338	174	30	498	494	22	14063	317	473	482	473	144
09-22-11	10:40	10022	2058	53	37	208	203	29	2034	167	196	201	197	66
09-22-11	11:38	10023	2138	54	37	209	205	29	2103	70	200	203	200	68
09-22-11	14:31	10024	6940	113	33	361	359	26	6829	141	343	348	341	108

DATE	TIME	RUN NO.	Plant Protect System Channel 1						Plant Protect System Channel 2					
			NV (MW)	NVT (MJ)	T_1 (°C)	T_2(°C)	T_3(°C)	T_{FREC}(°C)	NV (MW)	NVT (MJ)	T_1(°C)	T_2(°C)	T_3(°C)	T_{FREC}(°C)
09-27-11	15:53	10027	1968	51	31	201	198	23	1933	85	192	195	191	67
09-28-11	12:29	10030	2006	52	35	206	202	27	1980	73	195	198	194	68
09-29-11	11:50	10034	7056	130	36	446	445	28	7411	164	420	437	429	114
09-29-11	13:52	10035	36495	312	33	885	880	25	38104	353	832	869	861	217
09-29-11	14:48	10036	36055	310	33	879	875	25	37612	354	821	858	848	214
09-29-11	15:34	10037	35482	343	33	955	950	25	37061	421	887	930	929	232
10-06-11	10:28	10040	37425	315	36	893	893	27	39018	352	839	875	866	221
10-06-11	11:19	10041	36449	311	36	884	879	28	38098	358	831	867	853	216
10-06-11	14:20	10042	37120	315	35	891	885	27	38778	378	838	876	866	219
10-06-11	15:42	10043	36869	314	33	888	889	25	38567	373	831	870	858	219
10-06-11	16:20	10044	35765	309	33	877	876	25	37315	359	822	861	848	216
10-07-11	09:54	10045	36555	313	38	890	887	29	38177	349	833	869	855	214
10-07-11	10:31	10046	35405	306	37	876	873	28	37031	342	818	855	846	214
10-07-11	11:01	10047	34716	303	37	865	865	28	36220	350	811	848	837	216
10-07-11	11:28	10048	34457	301	36	866	863	28	35989	339	810	845	836	215
10-07-11	12:05	10049	34265	300	36	861	857	28	35793	338	805	842	836	212
10-07-11	14:26	10050	36439	311	37	889	890	28	38180	349	834	871	867	217
10-07-11	14:50	10051	34416	301	37	863	867	29	36028	341	808	846	836	220
10-07-11	15:19	10052	33741	297	37	856	860	28	35343	334	803	838	827	214
10-07-11	15:43	10053	33289	295	37	853	855	28	34827	339	794	831	819	217
10-10-11	14:22	10054	36668	313	36	889	893	27	38434	353	840	875	866	217
10-10-11	15:14	10055	36296	311	34	882	885	26	38067	385	830	869	860	217
10-10-11	16:06	10056	35754	308	35	877	876	27	37485	382	821	862	855	215
10-11-11	09:16	10058	36547	314	37	883	885	28	38234	349	833	873	871	216
10-11-11	09:44	10059	35041	306	37	865	864	28	36558	342	815	854	853	217
10-11-11	10:07	10060	34002	301	37	856	858	28	35524	341	803	843	838	218
10-11-11	12:14	10061	36408	312	37	884	885	29	37967	347	825	868	865	217
10-11-11	12:48	10062	34852	303	37	864	864	29	36427	340	810	852	846	214
10-11-11	13:16	10063	34087	300	36	854	853	27	35571	336	801	843	835	216

DATE	TIME	RUN NO.	Plant Protect System Channel 1						Plant Protect System Channel 2					
			NV (MW)	NVT (MJ)	T_1 (°C)	T_2(°C)	T_3(°C)	T_{FREC}(°C)	NV (MW)	NVT (MJ)	T_1(°C)	T_2(°C)	T_3(°C)	T_{FREC}(°C)
10-11-11	15:34	10064	36035	312	35	880	880	26	37671	379	828	869	865	215
10-11-11	16:06	10065	34879	305	34	863	867	26	36387	375	810	851	844	215
10-11-11	16:32	10066	34259	302	34	858	861	25	35676	341	801	842	836	214
10-12-11	09:10	10067	36926	319	35	889	891	27	38617	353	836	876	870	219
10-12-11	09:31	10068	34929	307	36	867	869	28	36436	340	813	852	846	224
10-12-11	09:58	10069	34168	302	36	859	863	28	35673	337	806	846	839	216
10-12-11	13:22	10070	36314	311	37	880	884	28	38045	351	836	875	868	217
10-12-11	13:48	10071	34356	301	36	862	864	27	35966	342	809	849	842	218
10-12-11	14:13	10072	33959	299	36	857	859	28	35551	345	805	846	841	218
10-12-11	14:35	10073	32912	293	35	845	847	27	34448	336	791	831	827	217
10-12-11	14:58	10074	32526	292	34	841	841	26	34097	333	788	829	822	215
10-13-11	09:33	10075	36425	314	36	885	884	28	38090	360	834	874	868	218
10-13-11	09:59	10076	35144	307	37	868	866	28	36627	342	817	855	846	218
10-13-11	10:28	10077	34249	302	37	858	860	28	35751	337	806	845	841	214
10-13-11	14:17	10078	39289	323	35	910	910	26	40937	365	859	898	887	222
10-13-11	14:50	10079	34949	305	34	867	871	25	36465	360	814	854	850	214
10-13-11	15:15	10080	34427	302	33	862	863	25	35935	344	810	848	843	217
10-19-11	10:58	10087	2122	54	37	213	208	29	2095	97	201	207	201	70
10-19-11	12:04	10088	6637	111	37	360	355	28	6491	134	337	347	338	108
10-19-11	14:03	10089	14240	172	37	504	499	29	13932	204	472	485	474	147
10-20-11	10:00	10090	2052	53	36	212	207	28	2027	91	199	204	199	71
10-20-11	10:57	10091	7067	116	37	371	365	28	6886	143	348	357	349	113
10-20-11	14:38	10092	14217	172	35	501	496	27	13943	208	473	484	472	149
10-25-11	11:51	10093	1874	49	35	198	193	27	1831	199	186	191	187	63
10-25-11	14:21	10094	2550	61	34	229	224	26	2509	212	215	222	217	73
10-25-11	16:00	10095	2363	58	33	223	218	25	2338	215	210	216	211	71
10-26-11	10:38	10096	2203	55	37	214	209	29	2171	179	202	208	204	69
10-26-11	14:31	10097	2588	60	35	233	226	27	2526	397	220	224	219	74
10-26-11	15:59	10098	2201	55	33	217	213	25	2176	216	204	209	205	70

DATE	TIME	RUN NO.	Plant Protect System Channel 1						Plant Protect System Channel 2					
			NV (MW)	NVT (MJ)	T_1 (°C)	T_2(°C)	T_3(°C)	T_{FREC}(°C)	NV (MW)	NVT (MJ)	T_1(°C)	T_2(°C)	T_3(°C)	T_{FREC}(°C)
10-27-11	11:13	10099	2398	59	39	226	220	30	2353	227	214	219	214	72
11-01-11	12:00	10103	2088	54	37	211	206	28	2063	170	200	205	200	68
11-01-11	14:17	10104	2319	57	36	221	215	28	2277	188	209	214	210	70
11-01-11	15:50	10105	2399	58	35	225	219	27	2382	286	213	218	214	72
11-02-11	11:13	10106	2272	56	37	218	212	29	2244	202	207	212	208	70
11-02-11	14:24	10107	2146	55	38	214	208	29	2125	185	203	208	203	69
11-02-11	16:04	10108	2328	57	37	222	217	29	2295	241	209	215	211	71
11-08-11	12:45	10116	10415	146	39	451	448	30	10548	160	425	438	428	127
11-08-11	16:56	10117	38809	309	36	821	816	28	39564	341	761	785	774	221
11-09-11	11:32	10118	14295	174	38	522	514	29	14474	220	481	497	486	145
11-09-11	15:15	10119	43571	326	39	848	844	30	44079	383	786	810	796	231
11-10-11	10:18	10120	15742	184	37	545	533	29	15890	207	499	514	505	149
11-10-11	12:31	10121	42719	325	39	850	845	31	43233	351	784	809	795	228
11-10-11	15:32	10122	42013	320	37	837	832	29	42544	351	778	799	788	225
11-15-11	12:40	10124	16096	189	37	547	541	29	16226	207	506	520	509	152
11-15-11	15:41	10125	43849	330	37	853	855	28	44431	358	792	816	805	230
11-16-11	09:04	10126	43200	327	37	848	847	28	43660	355	783	808	798	228
11-16-11	10:55	10127	42160	324	37	837	834	28	42501	351	778	799	787	227
11-16-11	13:48	10128	42186	324	37	842	833	28	42559	346	782	804	789	226
11-16-11	16:38	10129	41878	322	38	839	832	29	42317	374	780	801	785	225
11-17-11	09:49	10130	43801	329	37	854	849	29	44307	375	792	814	799	229
11-17-11	14:29	10131	43631	328	37	850	846	29	43977	379	784	809	795	230
12-08-11	10:44	10150	2204	56	38	217	212	29	2176	263	204	210	205	72
12-08-11	13:30	10151	2161	54	38	216	209	29	2112	781	201	207	202	71
12-08-11	14:46	10152	2115	53	39	212	207	30	2088	268	200	206	201	71
01-12-12	12:22	10168	1365	55	38	233	228	30	1450	80	218	227	220	66
01-12-12	12:22	10168	1365	55	38	233	228	30	1450	80	218	227	220	66
01-13-12	15:58	10169	7600	139	36	460	457	28	8051	173	364	449	439	118
01-13-12	15:58	10169	7600	139	36	460	457	28	8051	173	364	449	439	118

DATE	TIME	RUN NO.	Plant Protect System Channel 1						Plant Protect System Channel 2					
			NV (MW)	NVT (MJ)	T_1 (°C)	T_2(°C)	T_3(°C)	T_{FREC}(°C)	NV (MW)	NVT (MJ)	T_1(°C)	T_2(°C)	T_3(°C)	T_{FREC}(°C)
01-16-12	12:18	10170	17488	211	36	649	636	28	18358	239	516	632	624	162
01-16-12	12:18	10170	17488	211	36	649	636	28	18358	239	516	632	624	162
01-17-12	12:31	10171	33230	303	36	854	846	28	34862	359	678	848	840	211
01-17-12	12:31	10171	33230	303	36	854	846	28	34862	359	678	848	840	211
02-20-12	12:53	10178	38474	437	37	1057	1049	29	38837	460	720	1029	1028	247
02-21-12	13:04	10180	2520	71	36	227	222	28	2403	238	172	212	206	69
02-21-12	16:10	10181	7682	131	36	376	369	28	7324	351	285	350	343	105
02-22-12	13:53	10183	2547	106	35	229	223	27	2453	1040	175	214	209	70
02-22-12	15:39	10184	7474	130	35	371	366	27	7124	362	283	347	340	105
02-23-12	12:08	10185	2436	65	36	224	217	28	2317	623	171	210	205	70
02-23-12	14:45	10186	2634	73	35	233	226	26	2539	343	179	218	212	72
02-28-12	16:28	10191	2430	71	39	224	217	30	2295	288	172	209	202	69
03-06-12	11:02	10200	1509	46	37	162	157	28	1430	62	125	152	148	53
03-06-12	11:54	10201	6819	119	34	348	343	26	6454	124	264	324	318	98
03-06-12	12:45	10202	6744	121	34	345	341	26	6378	157	262	322	314	98
03-06-12	13:29	10203	6879	120	33	348	342	25	6500	158	264	324	317	98
03-06-12	14:13	10204	6711	120	33	345	339	25	6343	153	261	320	314	98
03-06-12	14:51	10205	6443	115	32	336	332	24	6073	149	256	316	309	97
03-07-12	10:11	10206	45336	367	36	852	845	28	43355	371	644	789	775	220
03-07-12	13:32	10208	46083	367	34	852	854	26	44079	367	648	788	776	224
03-07-12	15:38	10209	46023	370	32	857	852	24	43776	391	649	787	773	225
03-08-12	11:15	10210	45309	367	38	853	853	29	43133	378	645	789	771	216
03-08-12	12:01	10211	44669	362	38	843	838	30	42535	363	636	773	756	216
03-08-12	14:09	10212	45601	362	38	850	846	30	43622	365	638	784	763	219
03-08-12	15:43	10213	45756	363	39	850	852	30	43746	363	641	785	767	222
03-13-12	16:25	10216	2103	58	33	205	200	25	1987	392	159	192	187	64
03-14-12	14:43	10218	2061	58	34	205	200	26	1971	306	159	193	189	64
03-14-12	16:25	10219	2236	60	32	214	208	25	2134	332	164	200	195	66
03-15-12	10:40	10220	2011	60	36	205	200	28	1934	298	159	193	188	65

DATE	TIME	RUN NO.	Plant Protect System Channel 1						Plant Protect System Channel 2					
			NV (MW)	NVT (MJ)	T_1 (°C)	T_2(°C)	T_3(°C)	T_{FREC}(°C)	NV (MW)	NVT (MJ)	T_1(°C)	T_2(°C)	T_3(°C)	T_{FREC}(°C)
03-15-12	12:23	10221	2044	58	36	201	200	28	1941	287	159	191	188	64
03-15-12	16:38	10222	2258	65	33	212	210	25	2157	350	166	201	197	67
03-19-12	17:39	10224	40576	379	37	970	966	29	32408	300	661	950	940	226
03-21-12	09:57	10225	7405	162	36	481	482	28	5875	129	326	469	457	118
04-11-12	11:23	10241	48575	381	33	873	872	25	43550	382	665	807	788	229
04-17-12	16:19	10246	10320	177	32	541	537	24	9672	194	356	548	533	129
05-08-12	16:50	10251	2252	64	32	214	211	24	2007	486	166	201	195	67
05-09-12	17:15	10255	2153	60	32	211	206	24	1952	426	162	196	193	65
05-15-12	16:37	10258	21205	250	31	709	700	23	19922	263	473	677	669	165
05-16-12	16:08	10262	37755	322	33	869	863	25	35290	335	584	859	850	201
05-17-12	15:03	10263	38225	320	33	871	863	26	35639	346	580	854	846	200
05-22-12	10:34	10264	38134	321	33	871	865	25	35646	322	581	856	846	200
05-22-12	15:04	10265	38193	322	29	872	862	22	35738	333	583	858	848	200
05-23-12	10:17	10266	12608	189	34	510	506	25	11228	189	384	470	459	137
05-23-12	15:11	10267	38577	324	29	878	868	22	36076	327	586	860	856	204
05-24-12	11:32	10268	7449	138	33	432	431	25	7011	180	293	415	403	106
05-24-12	15:13	10269	8262	150	34	463	459	25	7770	161	313	445	433	113
05-30-12	16:47	10275	31087	298	30	811	801	23	29360	314	546	782	765	189
06-05-12	16:41	10277	2203	60	31	212	208	24	1965	396	195	198	193	67
06-06-12	16:53	10281	2415	69	32	222	217	24	2153	363	203	206	201	67
06-08-12	11:14	10285	2377	68	34	220	216	25	2106	341	200	206	201	68
06-13-12	16:26	10292	2534	68	34	229	225	26	2295	305	208	214	209	71
06-14-12	10:39	10294	36385	384	33	966	961	25	34351	392	904	943	935	230
06-14-12	16:06	10296	2103	63	34	208	204	26	1877	346	190	194	188	65
06-20-12	15:16	10303	2399	65	34	222	217	25	2184	376	203	208	200	68
06-21-12	16:29	10307	2442	67	33	223	220	25	2193	301	204	209	202	69
07-10-12	11:46	10317	1293	59	41	233	230	32	1228	78	233	245	238	71
07-10-12	13:20	10318	4654	115	41	380	375	32	4304	135	379	402	389	104
07-12-12	11:06	10319	2847	81	41	306	303	32	2704	99	293	307	299	82

DATE	TIME	RUN NO.	Plant Protect System Channel 1						Plant Protect System Channel 2					
			NV (MW)	NVT (MJ)	T_1 (°C)	T_2(°C)	T_3(°C)	T_{FREC}(°C)	NV (MW)	NVT (MJ)	T_1(°C)	T_2(°C)	T_3(°C)	T_{FREC}(°C)
07-17-12	11:06	10322	1051	50	41	206	203	32	1020	63	206	216	209	67
07-17-12	11:37	10323	5067	115	41	376	374	32	4696	126	379	397	385	106
07-19-12	10:09	10325	1112	55	41	222	219	32	1052	67	225	235	227	71
07-19-12	13:34	10326	5023	118	41	394	392	32	4670	129	399	418	406	109
07-19-12	14:52	10327	10325	175	41	531	526	32	9552	181	535	562	547	140
07-25-12	13:59	10331	7882	182	45	544	538	36	7484	183	502	523	509	131
07-26-12	16:13	10335	2265	63	45	217	214	35	2038	158	199	203	199	66
08-09-12	10:44	10340	2945	98	38	311	309	29	2779	97	300	313	304	81
08-16-12	16:08	10342	2956	86	39	309	308	30	2779	117	299	313	304	83
08-21-12	12:28	10343	45052	357	39	847	854	30	40702	339	762	782	764	221
08-22-12	11:11	10345	2636	82	40	300	298	32	2518	118	286	301	291	76
08-29-12	14:38	10351	2368	62	42	220	218	32	2119	206	202	207	201	68
08-30-12	15:42	10354	2476	64	39	226	222	30	2204	315	207	212	206	70
09-05-12	16:15	10363	2161	59	39	211	207	30	1947	274	193	198	194	66
09-06-12	16:18	10367	2309	61	39	216	214	30	2077	307	199	205	200	67
09-12-12	15:26	10370	36239	375	39	978	977	30	34213	371	909	953	942	229
09-13-12	16:03	10371	6746	155	33	465	465	25	6245	171	465	493	480	118
09-25-12	16:47	10375	1219	155	40	208	206	31	1079	390	193	198	194	66
09-26-12	11:43	10376	1249	131	38	213	211	29	1101	261	195	200	197	64
09-26-12	15:52	10378	1390	137	40	223	222	30	1257	341	205	211	207	68
09-27-12	11:35	10379	1287	150	40	216	214	31	1193	443	200	206	202	67
09-27-12	14:40	10380	1190	101	41	210	209	31	1085	367	195	201	198	67
10-02-12	10:32	10381	1344	123	40	217	215	30	1219	260	201	206	202	67
10-02-12	13:00	10382	1247	166	40	216	215	31	1170	485	199	204	199	67
10-02-12	14:55	10383	1289	116	41	217	214	32	1193	360	201	207	202	68
10-02-12	16:03	10384	1052	88	42	201	200	32	970	226	188	194	190	65
10-03-12	11:15	10385	1271	100	41	213	210	32	1158	219	199	204	200	64
10-03-12	13:07	10386	1189	129	41	213	211	31	1101	478	198	201	197	64
10-03-12	14:34	10387	1300	99	42	216	215	32	1173	238	200	204	200	66

DATE	TIME	RUN NO.	Plant Protect System Channel 1						Plant Protect System Channel 2					
			NV (MW)	NVT (MJ)	T_1 (°C)	T_2(°C)	T_3(°C)	T_{FREC}(°C)	NV (MW)	NVT (MJ)	T_1(°C)	T_2(°C)	T_3(°C)	T_{FREC}(°C)
10-03-12	16:04	10388	1184	62	43	209	209	33	1076	152	196	200	196	65
10-04-12	10:23	10389	1311	116	41	217	215	31	1192	257	203	208	202	68
10-04-12	11:34	10390	1400	122	41	222	223	32	1268	267	210	213	207	69
10-04-12	13:04	10391	1317	146	42	216	217	32	1187	481	203	207	202	68
10-09-12	09:53	10395	1220	117	40	211	212	30	1109	243	199	203	198	67
10-09-12	11:11	10396	1271	106	40	215	216	31	1160	236	202	206	201	68
10-09-12	13:25	10397	1151	103	41	208	208	31	1062	227	194	198	193	65
10-09-12	14:35	10398	1070	112	41	204	204	31	1003	236	193	196	192	65
10-09-12	16:04	10399	6349	151	42	364	365	32	5691	264	341	348	340	104
10-10-12	10:43	10400	6656	234	38	367	371	30	5986	493	343	350	342	104
10-10-12	11:44	10401	6568	200	38	369	371	29	5921	350	342	346	337	104
10-10-12	13:57	10402	6729	177	39	371	371	29	6061	292	346	352	343	102
10-10-12	15:28	10403	6670	168	35	374	373	26	6038	357	351	357	349	104
10-11-12	11:29	10404	13957	193	36	504	507	27	12634	370	469	478	467	138
10-11-12	13:07	10405	13349	197	35	495	502	27	12024	402	461	469	456	136
10-11-12	15:05	10406	14263	203	35	509	508	27	12791	445	469	477	465	139
10-11-12	16:38	10407	13703	190	35	498	504	26	12238	415	465	474	463	139
10-17-12	10:57	10413	2447	94	36	248	248	27	2212	304	233	237	230	76
10-17-12	12:27	10414	2588	103	36	250	252	27	2314	290	236	241	234	77
10-17-12	14:26	10415	2699	97	36	255	256	27	2447	300	241	246	239	78
10-17-12	15:51	10416	2644	94	36	253	252	27	2417	314	238	242	235	78
10-18-12	14:14	10417	2620	81	37	256	257	28	2360	320	238	243	237	76
10-18-12	15:06	10418	2660	89	36	263	262	27	2418	273	242	247	241	77
10-23-12	16:01	10422	2374	73	35	217	216	27	2146	328	201	206	200	67
10-24-12	15:05	10425	2188	84	35	209	209	27	1982	396	194	199	195	66
10-25-12	14:48	10428	6378	128	36	365	368	28	5726	377	339	347	338	105
10-30-12	12:55	10431	2295	70	36	212	210	27	1993	382	195	199	195	65
10-30-12	15:30	10432	6364	136	36	367	369	27	5702	357	339	346	339	104
11-07-12	16:55	10435	2660	108	40	330	332	30	2550	178	321	339	333	84

DATE	TIME	RUN NO.	Plant Protect System Channel 1						Plant Protect System Channel 2					
			NV (MW)	NVT (MJ)	T_1 (°C)	T_2(°C)	T_3(°C)	T_{FREC}(°C)	NV (MW)	NVT (MJ)	T_1(°C)	T_2(°C)	T_3(°C)	T_{FREC}(°C)
11-08-12	10:28	10436	2830	97	39	331	333	30	2690	286	320	338	332	84
11-12-12	16:10	10439	10737	198	40	535	535	31	10169	269	517	546	539	127
11-13-12	14:37	10442	605	64	40	129	127	30	587	202	124	129	126	42
11-13-12	16:03	10443	2850	124	40	284	284	31	2690	263	276	288	281	74
11-14-12	10:52	10444	2068	102	39	241	239	29	1954	278	233	244	238	66
11-14-12	14:30	10445	3766	125	40	325	322	31	3552	251	313	327	319	82
11-14-12	16:35	10446	3102	93	39	295	293	29	2950	249	285	298	290	76
11-15-12	10:40	10447	4345	131	39	347	344	29	4112	303	333	350	342	87
11-15-12	13:10	10448	5046	137	40	370	370	30	4759	284	356	374	366	92
11-15-12	15:58	10449	6586	147	38	418	421	29	6241	328	405	428	420	103
11-27-12	13:06	10460	2217	66	40	210	209	30	1998	344	194	199	195	65
11-27-12	15:28	10461	6289	127	41	368	371	31	5692	288	340	347	339	104
11-28-12	12:21	10463	2177	70	39	210	208	30	1957	443	193	198	194	66
11-28-12	14:38	10464	6394	129	40	368	371	31	5754	331	343	350	344	106
12-05-12	13:15	10478	2428	65	40	222	219	31	2214	279	207	211	205	68
12-05-12	15:57	10479	2269	62	41	214	212	32	2065	242	200	204	200	67
12-06-12	11:00	10480	2217	61	39	211	208	30	1996	359	195	200	194	65
12-06-12	14:00	10481	2174	61	40	207	204	30	1931	862	194	199	194	65
12-06-12	15:09	10482	6340	123	40	361	362	31	5656	316	337	343	335	102
12-06-12	16:01	10483	6719	129	41	375	373	32	6051	184	346	353	345	106
12-11-12	10:56	10484	1820	68	40	247	245	30	1723	83	230	239	233	66
12-12-12	14:27	10486	35386	327	40	856	855	30	33326	333	800	837	830	200
05-28-13	14:14	10500	36461	354	35	848	852	27	35844	332	793	830	823	200
06-03-13	16:37	10503	1735	81	35	239	237	27	1703	70	222	233	228	66
06-03-13	17:34	10504	8093	161	35	448	451	27	7955	150	416	436	426	111
06-04-13	13:54	10505	36658	344	35	852	859	27	35838	330	796	835	827	201
06-11-13	15:04	10511	2246	111	34	207	204	26	2111	177	192	197	194	65
06-13-13	09:22	10512	37582	397	33	966	969	26	36858	392	916	956	951	228
06-13-13	10:35	10513	37412	393	34	964	970	25	36611	389	911	950	943	227

DATE	TIME	RUN NO.	Plant Protect System Channel 1						Plant Protect System Channel 2					
			NV (MW)	NVT (MJ)	T_1 (°C)	T_2(°C)	T_3(°C)	T_{FREC}(°C)	NV (MW)	NVT (MJ)	T_1(°C)	T_2(°C)	T_3(°C)	T_{FREC}(°C)
06-14-13	14:46	10515	33818	326	35	828	831	27	33219	322	780	819	809	196
06-14-13	15:46	10516	33311	322	34	825	827	27	32596	318	776	809	793	195
06-18-13	15:31	10519	2328	71	35	209	209	27	2155	213	196	200	195	66
06-20-13	14:41	10525	2258	68	35	208	205	27	2112	217	193	198	194	65
06-25-13	11:03	10530	10861	186	33	541	542	26	10609	198	521	555	549	127
06-25-13	15:32	10532	2868	89	32	304	300	24	2831	104	293	309	304	77
06-26-13	10:36	10533	11150	186	33	543	539	26	10940	196	520	554	548	123
06-26-13	14:41	10534	11413	189	31	546	541	24	11212	200	529	562	557	126
06-27-13	09:31	10535	11604	192	34	551	549	26	11408	198	533	564	561	130
06-27-13	13:39	10536	11566	191	34	550	548	26	11359	200	533	568	563	131
07-03-13	10:08	10538	11462	189	33	551	549	26	11264	193	533	565	560	131
07-08-13	13:43	10541	11966	194	34	560	559	26	11753	201	542	574	568	133
07-09-13	09:29	10542	11632	186	42	551	549	33	11459	196	533	563	561	130
07-10-13	09:26	10544	12377	190	32	554	549	25	12096	199	533	562	558	133
07-10-13	13:51	10545	12959	193	32	562	556	25	12719	219	540	573	567	136
07-11-13	09:20	10546	12367	189	32	553	548	25	12113	203	536	568	560	134
07-12-13	14:27	10549	2637	80	34	293	291	27	2634	103	287	302	295	77
07-16-13	12:18	10550	3693	92	34	283	279	27	3469	521	267	271	266	84
07-16-13	14:52	10551	4044	100	35	298	295	28	3783	1040	281	285	282	88
07-17-13	12:54	10552	20806	239	36	603	601	28	19549	1040	560	568	561	163
07-18-13	11:40	10555	3905	92	35	289	288	27	3656	163	271	275	270	84
07-25-13	16:29	10560	2239	57	35	207	204	27	2087	501	192	197	194	66
07-26-13	14:22	10563	2442	61	32	215	212	25	2257	391	201	205	201	67
01-02-14	12:40	10752	40980	351	35	889	898	27	40167	352	847	884	858	211
01-03-14	10:49	10754	1604	62	35	231	229	27	1590	67	219	227	218	65
01-03-14	14:12	10755	8539	152	35	454	455	28	8385	153	430	450	433	113
01-06-14	11:57	10756	19786	237	35	644	644	27	19342	233	604	634	617	156
01-14-14	16:44	10762	2687	185	37	227	228	29	2574	67	216	220	214	70
01-16-14	11:11	10765	13503	192	36	466	474	27	12799	168	439	448	437	129

DATE	TIME	RUN NO.	Plant Protect System Channel 1						Plant Protect System Channel 2					
			NV (MW)	NVT (MJ)	T_1 (°C)	T_2(°C)	T_3(°C)	T_{FREC}(°C)	NV (MW)	NVT (MJ)	T_1(°C)	T_2(°C)	T_3(°C)	T_{FREC}(°C)
01-16-14	12:21	10766	14057	194	36	471	475	28	13357	172	447	455	444	131
01-16-14	16:18	10767	23901	275	38	610	619	29	22690	238	571	587	574	169
01-22-14	14:10	10771	11834	177	37	441	449	28	11264	155	411	422	413	123
01-22-14	14:10	10771	11834	177	37	441	449	28	11264	155	411	422	413	123
01-29-14	11:20	10779	14449	230	36	591	592	27	14184	211	603	643	626	151
01-29-14	11:20	10779	14449	230	36	591	592	27	14184	211	603	643	626	151
01-29-14	15:21	10780	4977	134	37	375	376	29	4912	120	385	409	395	98
01-29-14	15:21	10780	4977	134	37	375	376	29	4912	120	385	409	395	98
01-29-14	16:28	10781	1528	75	34	232	232	25	1525	65	237	252	244	67
01-29-14	16:28	10781	1528	75	34	232	232	25	1525	65	237	252	244	67
01-30-14	09:39	10782	1611	73	34	236	236	26	1604	67	243	258	250	70
01-30-14	09:39	10782	1611	73	34	236	236	26	1604	67	243	258	250	70
02-04-14	10:19	10786	14243	215	36	558	563	28	14217	198	525	548	535	137
02-04-14	10:19	10786	14243	215	36	558	563	28	14217	198	525	548	535	137
02-04-14	11:01	10787	33254	330	36	805	814	27	33153	312	766	800	781	195
02-04-14	11:01	10787	33254	330	36	805	814	27	33153	312	766	800	781	195
02-04-14	14:39	10788	37050	345	37	839	851	28	36830	329	794	831	815	200
02-04-14	14:39	10788	37050	345	37	839	851	28	36830	329	794	831	815	200
02-04-14	16:00	10789	22514	264	38	676	686	29	22496	253	640	669	651	165
02-04-14	16:00	10789	22514	264	38	676	686	29	22496	253	640	669	651	165
02-05-14	13:54	10790	13489	205	37	550	555	28	13454	193	520	542	527	136
02-05-14	13:54	10790	13489	205	37	550	555	28	13454	193	520	542	527	136
02-05-14	14:25	10791	13922	210	36	553	559	28	13892	197	525	545	531	139
02-05-14	14:25	10791	13922	210	36	553	559	28	13892	197	525	545	531	139
02-06-14	11:04	10792	14014	212	35	547	551	27	13930	196	520	541	526	136
02-06-14	11:04	10792	14014	212	35	547	551	27	13930	196	520	541	526	136
02-06-14	14:13	10793	38274	406	35	949	959	27	38090	388	911	950	931	228
02-06-14	14:13	10793	38274	406	35	949	959	27	38090	388	911	950	931	228
02-11-14	11:09	10798	5681	208	37	337	338	28	5451	113	318	325	318	98

DATE	TIME	RUN NO.	Plant Protect System Channel 1						Plant Protect System Channel 2					
			NV (MW)	NVT (MJ)	T_1 (°C)	T_2(°C)	T_3(°C)	T_{FREC}(°C)	NV (MW)	NVT (MJ)	T_1(°C)	T_2(°C)	T_3(°C)	T_{FREC}(°C)
02-11-14	11:09	10798	5681	208	37	337	338	28	5451	113	318	325	318	98
02-11-14	12:56	10799	10075	268	36	425	433	28	9560	156	404	411	402	120
02-11-14	12:56	10799	10075	268	36	425	433	28	9560	156	404	411	402	120
02-11-14	16:30	10800	15530	281	37	513	517	29	14779	190	483	491	481	141
02-11-14	16:30	10800	15530	281	37	513	517	29	14779	190	483	491	481	141
02-12-14	10:06	10801	4664	209	36	314	315	28	4428	105	297	301	293	91
02-12-14	10:06	10801	4664	209	36	314	315	28	4428	105	297	301	293	91
02-12-14	12:38	10802	11090	294	36	443	451	28	10564	164	423	429	420	124
02-12-14	12:38	10802	11090	294	36	443	451	28	10564	164	423	429	420	124
02-12-14	15:32	10803	15652	321	37	511	519	29	14889	192	486	493	482	141
02-12-14	15:32	10803	15652	321	37	511	519	29	14889	192	486	493	482	141
02-13-14	12:52	10807	4209	245	37	301	304	28	4047	97	285	291	284	89
02-13-14	12:52	10807	4209	245	37	301	304	28	4047	97	285	291	284	89
02-13-14	15:36	10808	11439	382	37	449	457	29	10905	226	428	435	424	124
02-13-14	15:36	10808	11439	382	37	449	457	29	10905	226	428	435	424	124
02-13-14	16:45	10809	15936	275	35	515	521	27	15166	212	487	496	486	143
02-13-14	16:45	10809	15936	275	35	515	521	27	15166	212	487	496	486	143
02-18-14	13:02	10812	2536	233	36	221	222	28	2423	65	208	214	208	67
02-18-14	13:02	10812	2536	233	36	221	222	28	2423	65	208	214	208	67
02-19-14	11:37	10815	4350	199	36	304	303	28	4136	98	287	293	286	89
02-19-14	11:37	10815	4350	199	36	304	303	28	4136	98	287	293	286	89
02-19-14	14:28	10816	11837	275	36	458	463	28	11263	164	432	440	429	127
02-19-14	14:28	10816	11837	275	36	458	463	28	11263	164	432	440	429	127
02-20-14	10:28	10817	4289	236	34	301	302	25	4097	129	285	291	283	88
02-20-14	10:28	10817	4289	236	34	301	302	25	4097	129	285	291	283	88
02-20-14	12:46	10818	11975	330	34	456	461	26	11421	202	433	442	432	128
02-20-14	12:46	10818	11975	330	34	456	461	26	11421	202	433	442	432	128
02-20-14	15:29	10819	16168	273	35	517	518	27	15392	195	488	498	488	142
02-20-14	15:29	10819	16168	273	35	517	518	27	15392	195	488	498	488	142

DATE	TIME	RUN NO.	Plant Protect System Channel 1						Plant Protect System Channel 2					
			NV (MW)	NVT (MJ)	T_1 (°C)	T_2(°C)	T_3(°C)	T_{FREC}(°C)	NV (MW)	NVT (MJ)	T_1(°C)	T_2(°C)	T_3(°C)	T_{FREC}(°C)
02-21-14	10:40	10820	12032	274	36	458	464	28	11496	165	435	443	433	127
02-21-14	10:40	10820	12032	274	36	458	464	28	11496	165	435	443	433	127
02-21-14	14:20	10821	16139	274	37	518	524	28	15392	193	488	498	488	143
02-21-14	14:20	10821	16139	274	37	518	524	28	15392	193	488	498	488	143
02-24-14	12:46	10822	18689	245	37	631	637	29	18718	231	601	628	609	154
02-24-14	12:46	10822	18689	245	37	631	637	29	18718	231	601	628	609	154
02-25-14	15:05	10826	2639	211	38	226	227	30	2514	66	214	219	214	70
02-26-14	13:28	10828	2555	266	37	224	224	29	2468	65	211	216	212	70
02-26-14	15:22	10830	2607	143	34	224	225	26	2490	85	213	218	213	70
03-05-14	12:58	10831	15842	337	35	519	520	27	15147	193	485	495	484	142
03-06-14	11:00	10832	16106	287	35	521	524	26	15347	194	488	497	485	143
03-06-14	14:38	10833	16123	273	35	520	524	27	15333	193	490	498	487	144
03-14-14	14:30	10856	1742	111	38	245	243	29	1762	67	232	240	231	67
03-18-14	15:50	10861	39188	406	37	893	900	28	39329	346	858	893	866	209
03-19-14	12:03	10864	20349	274	36	653	651	27	20343	239	617	642	618	159
03-19-14	18:29	10866	34478	381	38	825	830	29	34476	318	795	824	799	198
03-20-14	12:00	10867	7229	168	36	416	416	28	7262	138	397	409	393	106
03-20-14	14:03	10868	7068	185	37	414	413	28	7073	137	396	407	392	107
04-09-14	14:14	10876	21322	262	35	675	676	27	21432	248	648	669	645	163
04-15-14	15:33	10882	1338	66	36	192	191	28	1284	54	183	186	181	60
04-15-14	16:00	10883	1776	79	35	214	213	27	1720	63	206	209	203	66
04-17-14	13:52	10891	3498	101	34	315	314	26	3536	97	302	311	300	85
04-23-14	14:30	10901	36547	398	33	934	937	26	36671	381	913	940	913	225
04-24-14	09:55	10902	36898	409	33	935	938	25	36949	385	909	936	915	222
04-24-14	11:19	10903	36717	404	33	933	934	26	36728	384	911	936	915	223
04-24-14	13:27	10904	36628	404	34	926	928	26	36731	384	900	927	908	225
04-24-14	15:29	10905	36630	400	35	932	931	26	36746	385	906	934	907	222
04-30-14	15:21	10919	2817	118	35	232	231	27	2720	68	223	226	220	72
05-01-14	11:49	10923	2596	118	35	224	223	27	2526	65	215	219	213	70

DATE	TIME	RUN NO.	Plant Protect System Channel 1						Plant Protect System Channel 2					
			NV (MW)	NVT (MJ)	T_1 (°C)	T_2(°C)	T_3(°C)	T_{FREC}(°C)	NV (MW)	NVT (MJ)	T_1(°C)	T_2(°C)	T_3(°C)	T_{FREC}(°C)
05-07-14	09:39	10934	37345	348	34	850	850	26	37422	330	826	850	822	203
05-07-14	15:16	10936	37449	389	33	920	925	25	37466	371	888	916	892	222
05-12-14	15:07	10937	1742	116	36	240	240	28	1754	66	232	238	230	66
05-15-14	14:33	10946	2615	106	38	227	224	30	2477	64	215	220	215	71
05-21-14	14:25	10951	22773	278	33	693	693	25	22880	257	668	693	674	169
05-22-14	11:17	10954	23247	273	33	694	696	24	23299	260	673	697	677	169
06-03-14	15:34	10959	2598	217	33	224	223	25	2469	66	215	219	214	70
06-04-14	14:49	10962	2557	221	33	221	222	25	2433	68	212	217	212	70
06-05-14	14:53	10965	2385	220	33	216	213	25	2272	63	205	210	204	67
06-12-14	12:01	10970	2466	79	34	216	216	26	2325	63	207	211	207	70
06-12-14	13:57	10971	2436	80	33	217	215	25	2319	63	208	212	206	71
06-12-14	15:26	10972	4721	120	33	310	310	25	4470	102	299	304	296	94
06-17-14	15:12	10977	2317	293	34	211	209	26	2207	61	203	207	202	67
06-18-14	15:39	10980	2322	252	34	215	213	26	2231	62	204	210	204	69
06-19-14	13:00	10981	2637	641	34	223	221	26	2506	109	214	219	213	69
06-19-14	14:16	10982	2458	237	34	218	218	26	2363	64	208	213	208	68
06-24-14	09:52	10990	2426	122	34	215	214	26	2347	69	206	210	203	69
06-24-14	10:42	10991	2345	171	33	211	209	25	2214	76	203	207	201	68
06-25-14	10:39	10996	2339	151	34	212	213	25	2226	76	205	208	202	70
06-25-14	15:08	10998	2609	154	34	224	226	26	2477	83	216	220	213	74
06-26-14	09:44	11000	2588	165	34	226	227	26	2485	79	217	222	215	75
06-26-14	13:39	11002	2560	172	34	223	223	26	2433	90	214	218	212	74
06-27-14	09:38	11003	2499	257	34	215	214	26	2384	122	205	209	203	72
07-17-14	10:57	11008	2352	83	33	213	213	26	2233	62	199	205	202	68
07-17-14	15:43	11011	2382	77	33	214	212	26	2299	64	203	209	205	70
07-21-14	12:26	11017	2360	87	34	216	214	26	2255	62	202	208	204	71
07-28-14	15:38	11030	1709	82	33	244	242	26	1719	67	230	240	232	71
07-29-14	11:27	11031	1854	86	34	251	248	26	1874	70	238	247	238	73
08-05-14	15:12	11044	23109	287	33	700	701	26	23234	260	663	692	674	174

DATE	TIME	RUN NO.	Plant Protect System Channel 1						Plant Protect System Channel 2					
			NV (MW)	NVT (MJ)	T_1 (°C)	T_2(°C)	T_3(°C)	T_{FREC}(°C)	NV (MW)	NVT (MJ)	T_1(°C)	T_2(°C)	T_3(°C)	T_{FREC}(°C)
08-06-14	14:43	11047	5849	150	33	395	397	26	5861	131	375	392	381	108
08-06-14	16:04	11048	12461	207	33	534	533	26	12515	191	508	529	517	140
08-07-14	15:14	11051	12940	210	33	544	546	26	13013	195	516	538	527	142
08-09-14	11:21	11052	36168	399	33	909	911	25	36328	376	878	914	900	229
08-19-14	15:10	11068	2276	359	32	211	210	24	2168	83	201	205	202	68
08-20-14	15:15	11071	2468	262	32	219	216	25	2360	77	207	211	209	70
08-21-14	14:25	11074	2450	311	32	220	217	25	2342	65	206	212	210	71
08-26-14	12:46	11080	2533	253	35	225	220	27	2412	64	209	214	213	70
08-27-14	14:23	11084	2465	242	35	222	221	27	2352	63	209	213	211	70
09-02-14	12:14	11089	6927	137	35	348	348	27	6627	117	326	333	329	101
09-02-14	14:48	11090	14298	203	35	480	483	27	13616	175	445	454	449	134
09-03-14	09:59	11091	2484	84	35	220	218	28	2366	63	206	211	209	69
09-03-14	12:01	11092	6299	136	34	336	330	27	6013	111	311	316	313	98
09-03-14	15:39	11093	14216	198	34	474	476	27	13613	175	448	454	449	134
09-04-14	11:21	11094	12515	235	33	560	556	26	12308	199	573	611	609	143
09-04-14	16:00	11095	1995	94	35	267	264	27	1993	76	272	287	281	76
09-04-14	16:24	11096	5954	159	34	411	411	26	5924	134	422	446	437	110
09-09-14	10:30	11102	1703	83	34	241	239	27	1709	67	227	236	231	68
09-09-14	15:03	11103	2417	82	34	219	217	27	2334	63	206	209	204	69
09-10-14	12:07	11105	2530	77	34	220	218	26	2387	64	209	212	208	70
09-10-14	16:11	11106	1723	84	33	247	245	26	1750	69	232	242	236	70
09-11-14	16:17	11108	1784	83	34	246	244	26	1804	70	234	244	238	70
09-16-14	14:34	11114	1625	81	34	240	238	26	1696	68	225	234	229	68
09-16-14	16:14	11115	1693	82	34	241	238	27	1701	68	228	237	232	68
09-17-14	12:24	11116	1622	80	35	237	236	27	1641	66	224	233	228	66
09-20-14	10:08	11121	35268	390	34	905	903	26	35409	370	881	915	907	219
09-20-14	10:56	11122	34248	363	34	875	879	27	34451	348	837	873	863	211
09-20-14	11:42	11123	34005	356	33	857	859	26	34179	341	823	859	849	207
09-20-14	13:13	11124	34357	362	34	872	870	26	34530	349	836	872	862	210

DATE	TIME	RUN NO.	Plant Protect System Channel 1						Plant Protect System Channel 2					
			NV (MW)	NVT (MJ)	T_1 (°C)	T_2(°C)	T_3(°C)	T_{FREC}(°C)	NV (MW)	NVT (MJ)	T_1(°C)	T_2(°C)	T_3(°C)	T_{FREC}(°C)
09-30-14	12:01	11135	1779	78	35	243	242	27	1796	68	231	239	232	67
10-10-14	11:01	11142	37504	469	34	930	927	26	37723	369	884	916	895	219
10-30-14	10:25	11144	3369	139	36	388	387	28	3385	127	368	381	369	98
10-31-14	15:08	11149	9985	237	35	606	600	27	10037	225	571	593	578	150
10-31-14	15:28	11150	31905	389	35	916	907	28	31917	373	873	905	888	224
10-31-14	15:52	11151	30212	374	35	896	895	28	30303	365	854	884	867	220
11-18-14	15:19	11179	2434	224	36	220	218	28	2333	58	205	210	206	67
11-19-14	12:21	11181	2439	275	36	222	218	28	2345	58	205	210	205	69
11-20-14	12:34	11185	2423	489	36	221	218	28	2357	59	207	210	205	68
11-21-14	14:05	11188	1769	86	36	247	245	28	1795	65	239	246	236	69
11-21-14	15:42	11189	1631	82	36	238	235	28	1665	62	228	236	228	67
11-25-14	11:46	11193	1720	78	36	245	242	27	1771	64	234	242	233	69
12-02-14	13:57	11200	825	61	34	189	188	26	852	44	182	188	182	170
12-02-14	15:40	11201	8550	175	34	469	470	26	8430	152	452	467	452	400
12-03-14	10:05	11202	24507	294	35	732	728	26	24142	265	700	725	703	567
12-03-14	12:00	11203	24088	288	35	720	716	26	23776	264	693	717	695	563
12-03-14	14:21	11204	23806	288	34	715	711	27	23523	263	688	712	689	558
12-04-14	10:05	11205	2412	109	34	281	280	26	2414	78	266	276	265	228
12-04-14	11:46	11206	14421	223	34	581	575	26	14336	202	550	570	549	450
12-04-14	14:22	11207	912	72	34	199	196	26	927	48	191	197	189	178
12-05-14	10:13	11208	932	67	34	202	198	26	947	48	193	198	190	179
12-08-14	15:01	11209	2690	102	34	296	291	26	2710	82	279	287	276	238
12-09-14	09:28	11210	1776	86	34	252	248	26	1769	66	237	246	235	203
12-09-14	14:54	11213	33838	349	35	844	843	27	33597	319	806	836	810	601
12-16-14	11:41	11217	1290	230	33	211	208	26	1273	56	198	204	198	61
12-16-14	15:45	11218	1504	226	33	226	223	26	1465	62	212	217	212	64
12-17-14	10:48	11219	1408	160	33	220	214	26	1377	60	204	210	205	62
12-17-14	12:20	11220	1395	129	33	216	215	25	1331	59	201	206	202	61
12-17-14	14:52	11221	1616	137	33	229	228	26	1582	64	214	219	215	64

DATE	TIME	RUN NO.	Plant Protect System Channel 1						Plant Protect System Channel 2					
			NV (MW)	NVT (MJ)	T_1 (°C)	T_2(°C)	T_3(°C)	T_{FREC}(°C)	NV (MW)	NVT (MJ)	T_1(°C)	T_2(°C)	T_3(°C)	T_{FREC}(°C)
12-17-14	15:32	11222	6635	217	33	364	359	25	6406	120	340	348	340	93
12-18-14	10:03	11223	6698	274	33	365	364	25	6365	119	341	348	340	92
12-18-14	11:32	11224	6386	225	34	359	356	25	6091	117	334	341	334	88
12-18-14	13:14	11225	6627	332	33	365	362	25	6345	119	336	342	334	90
12-18-14	14:32	11226	15365	258	33	514	514	26	14635	186	479	488	477	123
12-18-14	16:07	11227	15027	251	33	508	508	25	14373	185	473	483	473	123
12-19-14	11:24	11229	15549	266	33	516	518	26	14830	188	478	489	478	125
12-19-14	13:18	11230	15304	266	33	511	514	26	14554	185	474	484	474	123
12-22-14	11:17	11231	41467	381	34	900	903	26	41656	347	860	894	868	185
12-23-14	10:32	11232	18942	247	34	636	638	26	19012	226	597	624	605	135
01-05-15	16:17	11233	1641	85	34	237	235	26	1681	61	222	232	224	59
01-06-15	09:25	11234	8184	165	34	449	451	25	8238	144	419	439	425	99
01-14-15	14:27	11248	25667	276	34	647	643	25	24356	245	589	606	594	152
01-21-15	10:42	11253	18262	236	34	546	547	26	17183	202	507	519	506	133
01-21-15	13:09	11254	17953	237	34	544	545	26	16968	201	503	515	505	131
01-21-15	14:45	11255	17856	238	34	542	542	26	16860	201	503	515	505	132
01-27-15	13:13	11265	21476	265	34	680	672	26	21378	243	641	670	660	145
01-27-15	14:56	11266	35565	342	35	833	828	27	35316	313	787	825	815	173
01-28-15	14:22	11269	23948	279	35	710	704	27	23791	257	671	704	699	150
01-29-15	14:48	11272	23923	277	34	714	703	26	23810	259	672	701	699	150
02-02-15	14:11	11277	36374	356	35	860	853	27	34987	317	812	848	849	176
02-04-15	14:59	11283	32597	339	36	826	818	28	31094	299	774	813	809	576
02-05-15	10:18	11284	33008	336	34	827	816	26	31442	301	775	810	805	577
02-06-15	10:59	11290	33111	335	35	827	819	27	31526	302	776	814	810	576
02-10-15	14:22	11294	23234	279	35	706	699	27	22509	250	661	696	690	147
02-11-15	14:38	11297	23333	279	34	707	699	27	22571	250	666	698	693	147
02-13-15	14:03	11305	1650	74	36	214	211	28	1558	56	197	203	202	60
02-27-15	15:04	11330	47549	411	36	852	843	28	43776	341	770	788	778	193
03-03-15	13:37	11331	2695	1040	36	232	228	27	2465	64	214	220	217	64

DATE	TIME	RUN NO.	Plant Protect System Channel 1						Plant Protect System Channel 2					
			NV (MW)	NVT (MJ)	T_1 (°C)	T_2(°C)	T_3(°C)	T_{FREC}(°C)	NV (MW)	NVT (MJ)	T_1(°C)	T_2(°C)	T_3(°C)	T_{FREC}(°C)
03-03-15	15:51	11332	2550	370	36	230	226	28	2349	62	211	217	212	63
03-04-15	10:49	11333	2620	268	35	233	228	27	2426	64	213	220	217	64
03-04-15	15:26	11334	2590	307	35	231	226	26	2379	63	212	218	215	64
03-05-15	10:39	11335	2253	677	35	215	212	26	2082	58	197	203	200	59
03-05-15	13:44	11336	2485	1025	35	225	221	27	2298	62	205	212	209	62
03-05-15	16:05	11337	2577	467	35	228	225	27	2379	63	210	217	214	63
03-06-15	10:00	11338	2418	444	35	223	218	27	2252	61	205	211	208	60
03-06-15	12:58	11339	2344	756	35	218	214	27	2128	58	200	207	203	60
03-10-15	16:19	11344	6176	153	35	389	387	26	5986	117	361	381	376	86
03-11-15	09:27	11345	2144	106	33	271	268	25	2073	74	248	262	260	64
03-11-15	10:35	11346	2314	114	34	279	273	26	2261	76	257	271	269	66
03-11-15	11:31	11347	2234	107	35	276	271	27	2187	74	254	268	267	65
03-11-15	13:51	11348	4204	128	35	330	326	27	4085	94	303	321	319	75
03-11-15	14:55	11349	4075	133	34	323	318	26	3967	92	296	313	310	73
03-11-15	15:46	11350	4113	130	35	325	320	27	4010	93	298	315	312	73
03-12-15	09:55	11351	9774	194	34	478	471	26	9434	151	438	465	464	102
03-12-15	11:05	11352	6976	165	35	410	407	27	6760	125	378	400	398	89
03-12-15	12:04	11353	7275	165	34	420	414	26	7063	129	385	408	406	90
03-12-15	14:16	11354	7052	161	34	411	407	26	6844	126	379	401	398	89
03-12-15	15:27	11355	9712	188	34	472	469	26	9382	150	437	461	461	101
03-17-15	10:26	11366	2323	92	35	217	213	26	2161	58	200	206	203	60
03-17-15	11:39	11367	6202	150	35	363	357	26	5754	114	330	340	337	91
03-18-15	14:23	11374	35897	362	37	863	852	29	34941	316	808	851	850	174
03-23-15	15:31	11382	1803	272	37	248	246	28	1723	65	232	242	240	63
04-07-15	12:30	11400	37810	381	35	855	843	211	36279	305	811	852	835	171
04-08-15	12:52	11401	37847	396	37	855	848	211	36500	306	813	846	832	171
04-09-15	12:27	11402	38436	378	37	857	849	211	36730	308	815	853	839	170
04-14-15	14:57	11403	2396	262	37	218	215	70	2215	60	202	207	203	61
04-15-15	11:37	11404	2499	1040	37	228	224	73	2322	63	211	215	210	64

DATE	TIME	RUN NO.	Plant Protect System Channel 1						Plant Protect System Channel 2					
			NV (MW)	NVT (MJ)	T_1 (°C)	T_2(°C)	T_3(°C)	T_{FREC}(°C)	NV (MW)	NVT (MJ)	T_1(°C)	T_2(°C)	T_3(°C)	T_{FREC}(°C)
04-15-15	14:53	11405	2550	1040	38	227	225	73	2314	83	212	216	212	64
04-15-15	16:51	11406	2503	282	36	226	223	73	2325	63	210	214	209	64
04-16-15	13:01	11407	2514	1040	35	227	221	72	2322	195	210	214	209	62
04-16-15	17:00	11409	2569	685	37	230	226	74	2403	63	213	217	214	64
04-17-15	10:07	11410	2463	483	34	224	222	71	2268	74	208	213	209	62
04-17-15	12:23	11411	2469	488	35	224	219	72	2279	63	207	213	208	62
04-23-15	09:10	11419	19262	266	36	658	647	166	18712	234	612	639	627	135
04-23-15	10:03	11420	17613	256	35	630	620	158	17118	223	586	614	603	130
04-23-15	11:07	11421	18410	259	35	644	634	163	17902	228	595	628	617	133
04-23-15	12:24	11422	17958	246	36	635	626	161	17461	224	592	621	609	132
04-23-15	13:12	11423	17932	261	35	633	625	160	17391	227	590	620	607	132
04-23-15	14:15	11424	17485	257	36	625	616	159	16969	224	586	614	600	131
04-28-15	11:05	11427	4156	151	36	305	298	91	3842	93	279	286	282	77
04-28-15	13:49	11428	4466	140	37	315	308	95	4121	97	292	298	294	80
04-29-15	14:28	11436	4202	136	36	307	303	95	3893	94	284	290	286	80
04-30-15	10:32	11437	4316	134	37	311	308	96	4001	96	288	295	292	81
05-05-15	14:09	11443	41905	373	33	882	879	219	40300	322	838	880	866	177
05-06-15	09:50	11444	38963	374	34	861	851	216	37523	313	815	860	848	176
05-07-15	14:14	11445	38136	358	36	855	842	211	36706	309	814	850	836	171
06-02-15	14:06	11475	19330	257	33	571	563	168	17905	210	527	538	530	135
06-03-15	09:51	11478	1974	112	35	241	237	70	1887	67	237	248	244	61
06-03-15	11:34	11479	1882	121	35	251	247	73	1796	70	248	259	255	63
06-03-15	13:31	11480	10909	203	34	489	484	133	10304	164	481	504	499	110
06-04-15	10:19	11481	10796	203	34	485	478	131	10177	163	476	496	491	108
06-04-15	12:00	11482	10564	205	35	480	475	130	9998	159	469	490	485	108
06-04-15	13:51	11483	10585	214	35	494	487	134	10012	167	482	504	499	111
06-08-15	13:25	11489	1980	108	30	259	254	76	1900	80	254	266	261	66
06-09-15	11:48	11492	1671	91	30	227	222	70	1571	65	226	236	231	62
06-09-15	13:54	11493	6545	172	30	411	405	117	6164	137	406	427	420	98

DATE	TIME	RUN NO.	Plant Protect System Channel 1						Plant Protect System Channel 2					
			NV (MW)	NVT (MJ)	T_1 (°C)	T_2(°C)	T_3(°C)	T_{FREC}(°C)	NV (MW)	NVT (MJ)	T_1(°C)	T_2(°C)	T_3(°C)	T_{FREC}(°C)
06-10-15	14:28	11496	4978	154	31	388	384	103	4888	122	360	377	368	87
06-11-15	13:31	11498	18561	334	30	629	616	163	18093	230	585	614	604	134
06-11-15	14:44	11500	18456	269	30	624	612	163	17907	222	579	607	599	133
06-19-15	10:07	11513	36052	374	33	877	859	218	35198	336	825	860	844	176
06-19-15	10:58	11514	34394	373	33	852	839	214	33496	330	799	837	819	173
06-25-15	15:20	11526	2119	83	29	206	201	68	1976	63	191	197	193	59
06-30-15	10:12	11530	2534	541	31	228	223	71	2338	161	208	214	209	62
06-30-15	12:38	11531	2560	706	30	228	223	72	2369	233	208	215	212	63
06-30-15	15:02	11532	2436	653	30	224	217	71	2239	216	204	211	207	62
07-01-15	09:49	11533	2476	423	30	225	219	70	2295	138	205	211	208	61
07-01-15	12:51	11534	2465	1040	30	225	218	71	2288	453	205	211	207	61
07-01-15	13:46	11535	2498	453	30	224	219	72	2309	157	208	214	209	62
07-02-15	10:08	11536	2496	455	31	225	220	71	2303	132	207	213	210	62
07-02-15	12:34	11537	2577	982	30	229	224	72	2396	296	213	217	215	63
07-02-15	14:01	11538	2466	429	30	222	218	71	2269	146	206	211	208	62
07-07-15	10:37	11539	2458	112	31	223	219	71	2269	70	207	212	209	62
07-07-15	11:43	11540	7152	167	32	382	378	115	6618	129	354	360	357	95
07-08-15	12:06	11543	1251	80	31	229	224	64	1214	62	222	234	228	57
07-08-15	14:27	11544	5362	174	31	406	406	104	5218	129	396	419	408	88
07-09-15	10:53	11545	2420	327	32	277	272	76	2387	115	259	270	264	66
07-09-15	14:40	11546	2423	171	33	282	277	78	2407	90	261	273	268	68
07-14-15	13:43	11553	23057	293	32	713	700	179	22547	256	663	698	686	146
07-15-15	10:59	11555	1757	103	33	249	245	69	1739	70	232	242	236	60
07-15-15	13:51	11556	24096	308	31	733	723	185	23531	268	688	721	707	151
07-16-15	13:56	11559	24461	302	33	742	737	188	23898	268	694	725	710	153
07-17-15	13:56	11562	24664	294	34	727	723	185	24033	264	685	715	701	151
07-21-15	14:19	11564	2214	166	31	214	211	70	2034	62	198	204	200	61
07-22-15	11:10	11565	2314	455	31	216	212	70	2142	105	201	206	202	60
07-22-15	14:33	11566	2453	539	33	224	219	71	2272	93	208	213	209	62

DATE	TIME	RUN NO.	Plant Protect System Channel 1						Plant Protect System Channel 2					
			NV (MW)	NVT (MJ)	T_1 (°C)	T_2(°C)	T_3(°C)	T_{FREC}(°C)	NV (MW)	NVT (MJ)	T_1(°C)	T_2(°C)	T_3(°C)	T_{FREC}(°C)
07-23-15	10:25	11567	2504	530	32	229	225	74	2344	77	212	217	212	64
07-23-15	12:09	11568	2534	540	32	228	223	70	2382	74	211	216	212	61
08-07-15	10:19	11594	2166	363	34	211	206	68	2034	56	194	200	197	59
08-07-15	13:17	11595	2179	1040	33	214	208	69	2050	58	198	203	200	60
08-12-15	13:46	11603	1755	150	32	232	226	73	1706	63	228	238	231	64
08-25-15	10:57	11616	2277	503	31	218	211	69	2122	77	201	207	201	60
08-25-15	13:49	11617	2387	374	33	226	221	71	2242	61	206	211	205	62
08-26-15	10:03	11618	2268	594	32	213	210	68	2104	58	197	203	197	59
08-26-15	15:29	11620	2242	574	31	214	210	69	2082	63	199	203	198	61
08-31-15	15:58	11624	2439	728	33	224	219	71	2304	61	208	212	207	62
09-01-15	14:21	11627	2468	565	34	225	222	71	2336	62	209	214	208	61
09-22-15	13:53	11664	17534	284	31	644	636	163	17339	224	603	629	606	134
09-22-15	14:46	11665	17610	275	32	644	635	165	17307	225	602	626	603	135
09-23-15	10:56	11666	18169	278	33	659	647	165	17782	230	611	638	614	136
09-23-15	12:22	11667	18118	270	34	641	629	163	17747	222	595	621	598	134
09-23-15	14:13	11668	18478	285	33	659	650	169	18093	232	621	644	619	139
09-23-15	15:09	11669	17394	272	33	642	631	166	16990	224	603	625	598	137
09-24-15	10:08	11670	18323	279	30	653	641	164	17928	230	614	635	608	134
09-24-15	11:26	11671	18066	276	33	655	646	164	17663	231	615	636	609	134
01-13-16	11:56	11699	27053	299	34	766	760	163	23087	250	724	752	724	181
01-15-16	10:52	11703	19150	252	34	663	654	143	16260	208	624	649	622	159
01-18-16	12:06	11704	8155	173	34	466	463	104	7003	134	441	458	439	115
01-19-16	10:03	11705	1711	77	34	247	243	59	1374	60	234	242	231	65
01-19-16	14:49	11706	38790	341	35	861	855	180	32756	281	840	834	827	199
01-20-16	14:20	11707	39201	343	35	864	854	180	32853	281	839	847	831	199
01-21-16	16:15	11708	38812	339	35	860	855	180	32802	281	840	853	834	198
02-03-16	15:03	11726	2596	139	35	229	226	64	2106	151	214	217	212	69
02-04-16	10:17	11727	2544	142	35	227	224	62	2115	127	210	215	208	67
02-04-16	14:44	11728	2477	137	35	226	221	62	2047	144	209	212	207	68

DATE	TIME	RUN NO.	Plant Protect System Channel 1						Plant Protect System Channel 2					
			NV (MW)	NVT (MJ)	T_1 (°C)	T_2(°C)	T_3(°C)	T_{FREC}(°C)	NV (MW)	NVT (MJ)	T_1(°C)	T_2(°C)	T_3(°C)	T_{FREC}(°C)
02-10-16	15:16	11736	4850	194	36	384	380	87	4224	205	365	376	360	95
02-11-16	10:18	11737	13041	320	33	566	559	121	11282	433	537	554	533	134
02-11-16	11:15	11738	18799	302	34	660	654	142	16219	340	626	648	625	157
02-11-16	13:54	11739	35495	406	35	855	849	183	30377	483	825	826	812	200
02-23-16	10:04	11748	35965	332	35	861	861	183	30912	291	831	837	818	200
02-25-16	11:46	11753	46772	369	35	846	843	206	38279	307	774	787	773	220
03-10-16	13:42	11762	50488	374	34	856	856	209	41449	317	782	793	782	223
04-05-16	09:39	11770	35968	340	33	874	867	185	30590	297	844	859	836	201
04-05-16	14:49	11771	40464	330	34	874	864	183	33867	282	848	867	846	198
04-06-16	14:32	11772	38758	326	34	865	857	183	32315	277	834	857	833	198
04-07-16	13:02	11773	42495	337	34	892	884	188	35413	288	865	879	860	203
05-03-16	11:38	11791	36160	326	34	850	843	161	29884	287	820	834	812	224
05-03-16	13:52	11792	36712	328	34	848	837	159	30366	284	813	833	811	221
05-03-16	15:39	11793	37058	329	34	853	852	160	30756	287	819	838	817	223
05-04-16	09:58	11794	36619	330	34	849	845	161	29834	282	815	838	817	224
05-04-16	10:57	11795	35852	324	34	841	835	158	29622	284	809	831	809	220
05-04-16	13:28	11796	37576	332	34	855	843	161	30937	288	822	842	817	224
05-11-16	10:22	11801	2607	81	33	296	292	63	1324	70	285	293	280	82
05-11-16	11:56	11802	7820	150	33	471	465	92	3807	125	457	469	451	125
05-11-16	15:20	11803	8306	152	33	479	472	94	3977	134	463	476	458	128
05-12-16	09:40	11804	3122	89	33	315	310	64	1563	81	303	312	298	85
05-12-16	10:45	11805	4651	116	33	385	380	76	2257	111	371	383	367	102
05-12-16	12:03	11806	6054	133	33	431	426	85	2896	120	420	431	413	115
05-12-16	14:16	11807	8523	150	33	471	469	92	3945	132	459	472	455	126
05-13-16	08:04	11808	2276	75	33	279	276	59	1108	69	269	276	266	78
05-16-16	12:01	11809	19526	242	33	666	662	126	7817	199	635	655	631	177
05-16-16	14:25	11810	4409	106	33	361	358	73	1877	99	347	360	346	98
05-16-16	16:07	11811	8846	160	32	495	493	96	3625	144	480	495	476	131
05-17-16	09:31	11812	2112	72	33	271	267	58	919	66	261	267	257	76

DATE	TIME	RUN NO.	Plant Protect System Channel 1						Plant Protect System Channel 2					
			NV (MW)	NVT (MJ)	T_1 (°C)	T_2(°C)	T_3(°C)	T_{FREC}(°C)	NV (MW)	NVT (MJ)	T_1(°C)	T_2(°C)	T_3(°C)	T_{FREC}(°C)
05-17-16	10:32	11813	2841	85	33	303	299	63	1244	78	294	301	290	83
05-17-16	11:16	11814	4415	107	33	363	360	73	1893	90	352	361	347	98
05-19-16	10:58	11815	36266	328	33	847	842	161	13500	237	818	837	806	224
05-19-16	12:48	11816	36079	328	33	847	836	159	13848	256	818	839	812	221
05-19-16	14:57	11817	35865	326	33	845	836	159	13956	257	815	838	814	221
05-24-16	09:48	11819	1598	64	33	240	235	56	1357	54	226	234	225	73
05-24-16	10:19	11820	7328	145	33	442	439	91	6122	130	425	437	419	124
05-24-16	11:16	11821	17982	229	33	631	631	125	14932	211	609	626	606	173
06-03-16	10:09	11824	1584	63	33	244	240	57	1392	58	231	237	229	73
06-03-16	13:39	11825	7411	142	33	448	445	92	6386	136	430	443	427	125
06-03-16	14:05	11826	16845	217	33	628	623	125	14473	212	601	618	597	174
06-03-16	14:31	11827	29625	293	33	798	790	157	25402	287	770	794	770	217
06-07-16	15:27	11828	4163	92	33	327	321	69	3499	85	315	326	314	91
06-07-16	16:15	11829	36341	309	32	845	834	159	30887	301	831	853	825	222
06-09-16	15:59	11833	1317	41	33	167	162	47	1090	35	156	158	155	60
06-21-16	14:22	11848	1449	62	33	239	234	186	1262	56	226	233	226	226
06-21-16	15:36	11849	30387	305	33	817	811	573	26043	295	792	814	786	674
06-22-16	10:36	11850	1468	61	33	237	232	185	1252	55	225	233	224	225
06-22-16	12:02	11851	6319	134	33	425	424	333	5432	126	405	422	409	401
06-22-16	15:11	11852	21471	252	33	704	699	513	18410	244	675	700	679	607
06-23-16	10:10	11853	1322	59	33	228	225	195	1141	52	221	228	219	237
06-23-16	11:12	11854	6751	141	33	440	436	364	5754	131	422	438	423	435
06-23-16	13:27	11855	21633	251	33	695	690	535	18410	238	673	697	676	629
07-13-16	15:39	11864	2498	78	32	293	288	61	2182	73	282	293	283	83
07-13-16	16:42	11865	8141	144	32	468	465	90	6965	138	455	470	455	126
07-14-16	09:25	11866	1817	66	33	259	253	53	1584	60	249	256	247	72
07-14-16	10:37	11867	2526	81	33	294	287	60	2203	72	282	292	281	81
07-14-16	11:49	11868	4136	105	33	358	351	71	3606	96	347	358	345	98
07-14-16	14:00	11869	5491	129	33	417	412	80	4739	118	405	418	402	113

DATE	TIME	RUN NO.	Plant Protect System Channel 1						Plant Protect System Channel 2					
			NV (MW)	NVT (MJ)	T_1 (°C)	T_2(°C)	T_3(°C)	T_{FREC}(°C)	NV (MW)	NVT (MJ)	T_1(°C)	T_2(°C)	T_3(°C)	T_{FREC}(°C)
07-14-16	15:20	11870	5300	122	33	397	393	77	4569	111	386	398	383	107
07-14-16	16:35	11871	8024	147	32	468	464	88	6911	137	453	468	450	124
07-27-16	12:19	11887	38444	323	33	861	858	163	31009	303	853	868	833	232
07-27-16	15:55	11888	38160	320	33	856	854	164	30226	302	849	867	835	233
07-28-16	11:23	11889	38034	319	33	852	850	157	30188	300	844	863	827	226
07-28-16	15:29	11890	37420	313	33	845	842	159	29987	299	837	857	823	227
08-15-16	15:49	11906	2463	67	33	229	225	59	1861	58	216	220	216	78
08-16-16	11:26	11907	2463	66	33	225	222	55	1904	56	213	216	212	75
08-16-16	15:27	11908	2407	66	32	224	220	56	1873	56	212	214	210	76
08-17-16	11:34	11909	2490	67	32	226	223	56	1914	57	213	216	211	76
08-17-16	15:25	11910	2404	65	32	221	218	57	1869	56	211	215	211	76
08-18-16	11:23	11911	2355	65	32	221	219	56	1827	55	207	211	207	75
08-18-16	15:29	11912	2385	65	32	221	220	57	1827	55	210	213	209	77
08-19-16	10:05	11913	2439	84	32	226	225	57	1871	56	212	215	212	77
08-19-16	14:30	11914	2449	68	33	223	221	58	1835	56	212	215	211	77
08-23-16	10:38	11920	2507	69	33	230	228	59	1920	58	218	223	218	79
08-23-16	14:42	11921	2309	65	33	221	217	56	1746	55	208	212	208	75
08-31-16	10:59	11925	34565	312	33	834	834	153	27643	302	816	834	804	223
08-31-16	11:53	11926	32012	301	32	805	799	150	25220	290	780	802	775	216
09-15-16	14:39	11944	39199	318	32	871	861	160	29887	309	851	871	839	230
09-20-16	11:06	11946	8516	157	32	477	472	361	6681	148	459	471	455	440
09-22-16	14:48	11952	1723	70	33	255	252	198	1314	63	247	253	243	237
09-28-16	12:07	11954	1666	68	33	251	247	199	1308	62	243	249	240	238
09-28-16	14:33	11955	21317	252	33	706	697	508	16304	243	681	700	675	599
09-29-16	10:30	11956	6530	142	33	440	439	345	4961	134	428	440	425	410
10-05-16	13:08	11959	17440	225	33	635	624	118	13854	213	607	625	605	165
11-10-16	10:28	12002	2003	58	32	203	202	54	1585	46	194	199	193	70
11-10-16	15:16	12003	2036	58	33	204	202	51	1592	47	194	198	193	67
12-13-16	14:17	12013	9000	159	35	485	483	87	7500	145	462	480	461	142

DATE	TIME	RUN NO.	Plant Protect System Channel 1						Plant Protect System Channel 2					
			NV (MW)	NVT (MJ)	T_1 (°C)	T_2(°C)	T_3(°C)	T_{FREC}(°C)	NV (MW)	NVT (MJ)	T_1(°C)	T_2(°C)	T_3(°C)	T_{FREC}(°C)
12-13-16	15:15	12014	34433	324	35	854	851	146	28571	308	811	838	820	242
02-21-17	10:59	12049	36979	335	34	872	873	141	30428	315	839	850	831	239
02-21-17	10:59	12049	36979	335	34	872	873	141	30428	315	839	850	831	239
02-28-17	09:49	12057	18724	235	35	647	648	112	15562	237	617	642	617	185
02-28-17	09:49	12057	18724	235	35	647	648	112	15562	237	617	642	617	185
03-01-17	14:22	12060	8308	153	35	458	456	85	6870	154	440	456	437	135
03-02-17	10:58	12061	1782	71	34	245	244	52	1471	97	238	243	233	77
03-02-17	13:24	12062	35489	325	35	841	838	142	29566	329	806	828	808	237
03-02-17	14:03	12063	33283	312	35	815	815	138	27484	315	780	808	784	230
03-02-17	14:32	12064	31575	303	35	794	793	136	25996	303	758	790	766	226
03-22-17	11:43	12073	40243	345	34	895	897	148	33519	347	860	872	859	248
03-22-17	14:36	12074	42866	353	34	910	913	153	35617	368	877	882	877	255
03-22-17	15:08	12075	37852	331	34	861	861	146	31167	332	822	850	838	243
03-23-17	11:38	12076	40440	345	34	894	892	148	33754	347	848	873	868	248
03-23-17	14:30	12077	42479	351	34	901	900	152	35549	353	854	877	880	254
03-24-17	12:26	12079	39681	340	35	880	882	152	32759	341	833	861	866	251
03-28-17	11:12	12080	42144	342	34	895	897	147	35028	335	865	889	888	246
03-28-17	12:03	12081	40118	333	34	879	875	146	33229	332	841	870	873	243
03-29-17	10:41	12082	42617	342	32	900	902	150	35440	342	865	886	889	250
03-29-17	11:39	12083	42585	344	33	900	900	150	35019	341	869	889	894	250
03-30-17	10:32	12084	42024	341	35	895	897	146	34589	338	859	881	887	245
03-30-17	11:48	12085	41489	339	35	890	891	146	34237	334	855	878	886	245
04-03-17	10:39	12086	42113	341	36	897	897	147	34683	335	861	884	889	246
04-03-17	11:26	12087	40156	334	37	881	878	145	33219	328	843	870	874	243
04-04-17	10:45	12088	42006	338	33	894	889	146	35017	335	858	882	891	245
04-04-17	11:36	12089	40910	334	34	881	880	146	34075	332	849	875	881	244
04-05-17	10:30	12090	41884	338	34	891	892	145	35500	333	859	875	884	243
04-05-17	11:33	12091	40170	330	34	877	882	143	33835	329	844	864	872	240
04-19-17	09:43	12095	31974	314	33	813	819	542	26832	318	775	809	811	681

DATE	TIME	RUN NO.	Plant Protect System Channel 1						Plant Protect System Channel 2					
			NV (MW)	NVT (MJ)	T_1 (°C)	T_2(°C)	T_3(°C)	T_{FREC}(°C)	NV (MW)	NVT (MJ)	T_1(°C)	T_2(°C)	T_3(°C)	T_{FREC}(°C)
04-19-17	14:16	12096	31552	312	34	812	813	546	26081	316	771	807	809	682
04-20-17	10:00	12097	32308	316	33	818	824	553	26551	315	777	813	816	688
04-20-17	14:01	12098	31275	311	33	808	811	546	25320	312	770	807	808	681
05-16-17	15:01	12115	6173	129	33	408	409	77	5096	199	388	409	402	121
05-17-17	11:59	12116	6062	129	34	406	407	76	5070	148	385	405	398	120
05-18-17	10:22	12117	1855	69	33	253	251	54	1552	81	241	252	247	80
05-18-17	14:07	12118	11315	177	33	522	522	93	9342	191	492	519	514	151
05-22-17	11:57	12120	10620	163	33	442	445	94	8355	196	410	429	432	151
05-25-17	11:25	12133	43680	352	34	822	835	158	34882	337	746	777	781	260
05-25-17	13:46	12134	19188	222	34	568	569	112	15289	214	515	537	541	185
05-25-17	15:32	12135	43141	350	34	812	823	158	34479	355	740	769	773	260
06-06-17	10:03	12142	2553	68	34	225	222	55	1990	69	212	219	219	82
06-08-17	11:52	12144	2541	68	34	225	224	54	1963	78	211	218	220	81
08-02-17	16:09	12182	1131	56	33	185	184	47	806	504	176	181	180	69
08-03-17	15:33	12184	1178	55	33	192	191	50	839	397	183	188	187	72
08-08-17	12:34	12185	2217	145	33	214	212	52	1519	1019	202	208	207	77
08-08-17	14:37	12186	2453	91	33	222	221	52	1700	415	210	215	215	78
08-09-17	09:32	12187	2284	86	33	215	213	51	1593	294	203	208	208	77
08-09-17	13:32	12188	2506	88	33	225	223	54	1741	605	212	218	218	80
08-10-17	10:48	12190	2249	64	33	213	211	52	1576	309	201	206	205	77
08-10-17	15:07	12191	2325	66	42	218	228	53	1654	208	205	211	210	78
08-21-17	13:43	12204	3321	104	32	315	315	63	2387	106	304	313	306	95
09-06-17	14:09	12211	1733	98	33	243	241	52	1292	195	237	242	236	77
09-07-17	13:50	12214	1766	171	33	247	246	52	1330	706	238	245	239	76
09-26-17	09:59	12239	1831	184	34	258	257	53	1422	454	246	258	251	78
09-26-17	12:48	12240	2074	290	35	274	272	54	1601	938	261	274	267	81
09-26-17	15:15	12241	3975	220	35	351	351	66	3031	637	333	351	342	101
09-26-17	17:07	12242	15150	360	34	603	606	104	11399	896	570	605	592	168
09-27-17	12:26	12244	2342	262	34	283	281	55	1812	789	270	283	276	82

DATE	TIME	RUN NO.	Plant Protect System Channel 1						Plant Protect System Channel 2					
			NV (MW)	NVT (MJ)	T_1 (°C)	T_2(°C)	T_3(°C)	T_{FREC}(°C)	NV (MW)	NVT (MJ)	T_1(°C)	T_2(°C)	T_3(°C)	T_{FREC}(°C)
09-27-17	14:08	12245	2333	222	34	281	282	55	1781	613	268	282	274	82
09-27-17	15:21	12246	7971	233	34	464	465	82	6065	471	438	465	455	129
09-28-17	09:59	12247	4226	250	35	358	358	68	3174	575	340	358	350	104
09-28-17	11:06	12248	4048	205	34	352	353	68	3036	436	337	354	345	103
09-28-17	14:55	12249	15807	293	35	615	617	107	11653	510	589	617	603	172
10-03-17	11:41	12250	36154	320	34	833	840	141	26275	326	811	833	825	231
10-03-17	13:25	12251	35711	321	34	828	836	141	26135	336	811	831	820	230
10-04-17	11:22	12252	36525	324	33	837	842	146	25988	318	821	842	831	236
10-04-17	13:26	12253	36398	327	33	837	839	146	25453	331	811	841	831	237
10-05-17	10:41	12254	1176	51	30	173	172	47	805	62	165	173	170	64
10-05-17	11:19	12255	2442	80	31	252	249	59	1665	89	240	251	244	84
10-05-17	13:32	12256	14606	209	33	565	565	107	9823	213	533	561	549	169
10-05-17	14:00	12257	32786	325	34	808	814	149	21887	336	770	803	789	238
10-12-17	09:56	12259	7546	159	34	442	445	80	5538	180	418	440	426	127
10-12-17	10:42	12260	7232	176	33	435	437	80	5311	264	415	433	420	127
10-27-17	11:27	12263	2882	94	35	297	297	63	2204	106	284	295	288	93
10-27-17	11:56	12264	29774	306	35	789	795	138	22809	314	757	787	771	224
11-01-17	13:25	12267	6671	164	32	423	425	80	4432	225	402	421	407	126
11-01-17	13:52	12268	32715	321	31	822	828	145	20740	310	781	819	804	235
11-02-17	11:29	12269	1630	72	31	240	239	55	1109	72	228	239	233	79
11-02-17	13:10	12270	18375	242	32	635	634	116	11602	236	603	636	620	187
11-02-17	13:33	12271	16195	225	32	606	607	116	10260	213	574	604	589	183
11-02-17	14:16	12272	33378	328	32	828	831	149	20602	307	792	828	813	240
11-13-17	15:56	12274	25735	290	33	743	750	130	16696	291	708	742	725	213
11-13-17	16:16	12275	24991	278	33	734	736	135	16082	254	698	731	714	216
11-16-17	15:32	12283	19684	268	33	795	802	137	30139	325	767	792	773	225
11-21-17	11:50	12286	14154	210	34	570	572	106	10951	212	545	568	549	169
12-01-17	14:13	12303	19342	243	34	650	652	116	20067	323	622	651	633	189

Table A-2. Plant Protect System Pulse Setup Data‡

DATE	TIME	RUN NO.	DC_{TRUP}	ρ_{TRUP}	DC_{FF}	ρ_{excess}	$\rho_{experiment}$	DC_{TRDN}	ρ_{TRDN}	ρ_{TRBANK}	DC_{setup}	ρ_{setup}	ρ_{pulse}
01-16-03	12:29	7592	1446	1034.4	1436	1037.2	-2.8	2439	704.5	329.9	2087	830.1	204.3
01-20-03	11:01	7594	1453	1032.5	1436	1037.2	-4.7	2441	703.8	328.7	2441	703.8	328.7
02-03-03	16:06	7598	1431	1038.6	1436	1037.2	1.4	2389	722.6	316	2275	763.6	275
02-06-03	16:23	7601	1482	1024.3	1436	1037.2	-12.9	2401	718.2	306	1984	865.7	158.6
02-12-03	11:41	7607	1440	1036.1	1436	1037.2	-1.1	2371	729.1	307	2070	836	200.1
02-13-03	11:00	7611	1436	1037.2	1436	1037.2	0	2370	729.4	307.8	2071	835.7	201.5
02-17-03	12:10	7613	1439	1036.4	1436	1037.2	-0.8	2367	730.5	305.9	2367	730.5	305.9
02-19-03	14:08	7617	1481	1024.6	1436	1037.2	-12.6	2373	728.3	307.2	1987	864.6	159.9
02-19-03	15:24	7618	1484	1023.7	1436	1037.2	-13.5	2373	728.3	307.2	1991	863.3	160.4
02-19-03	16:13	7619	1484	1023.7	1436	1037.2	-13.5	2373	728.3	307.2	2000	860.2	163.5
02-20-03	15:53	7621	1524	1012.2	1436	1037.2	-25	2384	724.4	307.3	2000	860.2	152
02-20-03	16:36	7622	1522	1012.8	1436	1037.2	-24.4	2384	724.4	307.3	2000	860.2	152.6
02-26-03	14:31	7624	1508	1016.8	1436	1037.2	-20.4	2414	713.5	303.3	1987	864.6	152.2
03-18-03	15:40	7638	1510	1016.3	1443	1035.3	-19	2419	711.7	304.5	1986	865	151.3
03-18-03	16:18	7639	1515	1014.8	1443	1035.3	-20.4	2419	711.7	304.5	1994	862.2	152.6
03-18-03	17:13	7640	1515	1014.8	1443	1035.3	-20.4	2419	711.7	304.5	1998	860.9	153.9
03-19-03	10:26	7641	1503	1018.3	1443	1035.3	-17	2404	717.1	301.1	1977	868	150.2
03-24-03	14:09	7646	1437	1036.9	1443	1035.3	1.7	2372	728.7	308.2	2372	728.7	308.2
03-25-03	15:03	7650	1497	1020	1507	1017.1	2.9	2406	716.4	303.6	2406	716.4	303.6
04-01-03	14:01	7657	1474	1026.5	1435	1037.5	-10.9	2390	722.2	304.3	2238	776.8	249.7
04-14-03	12:16	7673	1440	1036.1	1435	1037.5	-1.4	2376	727.3	308.8	2376	727.3	308.8
04-24-03	10:09	7686	1433	1038	1435	1037.5	0.6	2368	730.1	307.9	2298	755.3	282.7
04-24-03	12:26	7687	1436	1037.2	1435	1037.5	-0.3	2368	730.1	307.9	2370	729.4	307.8
04-25-03	16:15	7694	1500	1019.1	1435	1037.5	-18.3	2412	714.2	308	2250	772.5	246.6
04-29-03	11:54	7696	1486	1023.1	1435	1037.5	-14.3	2410	715	308.2	2064	838.1	185
04-29-03	14:55	7697	1490	1022	1435	1037.5	-15.5	2410	715	308.2	2181	797.1	224.9
04-29-03	16:55	7698	1505	1017.7	1435	1037.5	-19.8	2410	715	308.2	2358	733.7	283.9

‡ All delayed critical values are given in rod units and all reactivity values are given in the unit of cents.

DATE	TIME	RUN NO.	DC_{TRUP}	ρ_{TRUP}	DC_{FF}	ρ_{excess}	$\rho_{experiment}$	DC_{TRDN}	ρ_{TRDN}	ρ_{TRBANK}	DC_{setup}	ρ_{setup}	ρ_{pulse}
04-30-03	15:00	7699	1322	1067.8	1507	1017.1	50.7	2298	755.3	312.5	1904	892.7	175.1
04-30-03	16:19	7700	1333	1064.9	1507	1017.1	47.8	2298	755.3	312.5	1869	904.4	160.5
04-30-03	16:55	7701	1341	1062.8	1507	1017.1	45.7	2298	755.3	312.5	2055	841.2	221.6
05-06-03	15:03	7704	1296	1074.5	1507	1017.1	57.3	2278	762.5	312	2278	762.5	312
05-06-03	16:34	7705	1294	1075	1507	1017.1	57.9	2278	762.5	312	2280	761.8	313.2
05-07-03	15:57	7706	1284	1077.5	1507	1017.1	60.4	2272	764.7	312.9	2272	764.7	312.9
05-08-03	14:57	7707	3100	468.3	1435	1037.5	-569.1	4266	136.6	331.7	3647	292.9	175.5
05-20-03	10:45	7719	1433	1038	1471	1027.4	10.6	2365	731.2	306.8	1918	888	150
06-16-03	14:13	7746	1294	1075	1519	1013.7	61.3	2273	764.3	310.7	2117	819.6	255.4
06-18-03	16:53	7751	1308	1071.4	1519	1013.7	57.7	2280	761.8	309.6	2280	761.8	309.6
06-24-03	15:43	7755	1296	1074.5	1519	1013.7	60.8	2280	761.8	312.7	2274	763.9	310.5
06-24-03	16:39	7756	1290	1076	1519	1013.7	62.3	2270	765.4	310.6	2270	765.4	310.6
06-25-03	15:20	7757	1304	1072.4	1519	1013.7	58.8	2277	762.9	309.6	2270	765.4	307.1
06-25-03	17:25	7758	1299	1073.7	1519	1013.7	60	2278	762.5	311.2	2278	762.5	311.2
06-26-03	14:42	7759	1302	1072.9	1519	1013.7	59.3	2263	767.9	305.1	2263	767.9	305.1
06-26-03	16:29	7760	1292	1075.5	1519	1013.7	61.8	2273	764.3	311.2	2273	764.3	311.2
07-01-03	13:08	7766	1292	1075.5	1519	1013.7	61.8	2269	765.7	309.8	2269	765.7	309.8
07-01-03	16:13	7767	1290	1076	1519	1013.7	62.3	2271	765	311	2271	765	311
07-02-03	12:58	7768	1298	1074	1519	1013.7	60.3	2275	763.6	310.4	2137	812.6	261.4
07-02-03	15:48	7769	1312	1070.4	1519	1013.7	56.7	2275	763.6	310.4	2168	801.7	268.7
07-03-03	13:19	7770	1295	1074.7	1519	1013.7	61.1	2275	763.6	311.1	2147	809.1	265.7
07-03-03	16:44	7771	1304	1072.4	1519	1013.7	58.8	2275	763.6	311.1	2276	763.2	309.2
07-10-03	16:05	7773	1494	1020.9	1436	1037.2	-16.3	2407	716.1	306.5	2366	730.9	290
07-10-03	17:03	7774	1491	1021.7	1436	1037.2	-15.5	2407	716.1	306.5	2366	730.9	290.8
08-29-03	14:34	7816	1502	1018.6	1457	1031.3	-12.8	2416	712.8	305.8	2188	794.6	224
09-03-03	14:48	7823	1560	1001.6	1473	1026.8	-25.2	2437	705.2	302.3	2224	781.8	219.9
09-04-03	12:33	7826	1522	1012.8	1473	1026.8	-14	2415	713.2	299.6	2052	842.3	170.5
09-04-03	14:31	7827	1532	1009.9	1473	1026.8	-17	2415	713.2	299.6	2196	791.7	218.1
09-09-03	12:40	7830	1489	1022.3	1473	1026.8	-4.5	2400	718.6	303.7	2085	830.8	191.5
09-11-03	16:17	7836	3209	431.3	1508	1016.8	-585.5	4441	102.7	328.6	3787	253	178.3

DATE	TIME	RUN NO.	DC_{TRUP}	ρ_{TRUP}	DC_{FF}	ρ_{excess}	$\rho_{experiment}$	DC_{TRDN}	ρ_{TRDN}	ρ_{TRBANK}	DC_{setup}	ρ_{setup}	ρ_{pulse}
09-24-03	12:57	7843	1475	1026.3	1417	1042.4	-16.2	2380	725.8	304.7	2004	858.8	167.4
09-24-03	15:47	7844	1477	1025.7	1417	1042.4	-16.7	2380	725.8	304.7	2019	853.7	172
09-24-03	16:51	7845	1477	1025.7	1417	1042.4	-16.7	2380	725.8	304.7	2110	822.1	203.6
09-25-03	15:45	7847	1477	1025.7	1417	1042.4	-16.7	2381	725.5	303.4	2071	835.7	190
09-25-03	17:29	7848	1477	1025.7	1417	1042.4	-16.7	2381	725.5	303.4	2156	805.9	219.8
09-26-03	11:02	7851	1469	1028	1417	1042.4	-14.5	2382	725.1	302.9	2029	850.2	177.7
09-26-03	12:45	7852	1473	1026.8	1417	1042.4	-15.6	2382	725.1	302.9	2114	820.7	206.2
09-30-03	11:57	7857	2322	746.7	1417	1042.4	-295.7	3135	456.3	295.8	2890	541.8	204.9
09-30-03	14:50	7858	2326	745.3	1417	1042.4	-297.2	3135	456.3	295.8	3051	485.3	260
10-01-03	12:24	7862	2299	755	1417	1042.4	-287.5	3111	464.6	295.4	3122	460.8	294.2
10-01-03	12:53	7863	2302	753.9	1417	1042.4	-288.5	3111	464.6	295.4	3117	462.5	291.4
10-02-03	11:17	7865	2346	738.1	1417	1042.4	-304.4	3162	447.2	296.3	2963	516	222.1
10-02-03	11:46	7866	2344	738.8	1417	1042.4	-303.6	3162	447.2	296.3	3172	443.8	295
10-08-03	11:46	7870	1506	1017.4	1470	1027.7	-10.3	2417	712.4	305	2099	825.9	191.5
10-23-03	14:54	7880	1435	1037.5	1410	1044.4	-6.9	2333	742.8	298.9	2196	791.7	245.7
10-24-03	13:17	7883	1237	1089.2	1220	1093.3	-4.1	2201	790	298.2	2049	843.3	245.9
10-24-03	16:25	7884	1251	1085.7	1220	1093.3	-7.6	2208	787.5	298.3	2208	787.5	298.3
11-07-03	13:24	7896	1439	1036.4	1411	1044.1	-7.7	2341	739.9	297.9	2041	846.1	190.3
11-07-03	14:59	7897	1439	1036.4	1411	1044.1	-7.7	2341	739.9	297.9	2161	804.1	232.2
11-07-03	17:04	7898	1449	1033.6	1411	1044.1	-10.5	2341	739.9	297.9	2315	749.2	284.4
11-18-03	13:00	7902	1511	1016	1470	1027.7	-11.7	2392	721.5	299.7	2258	769.7	246.3
11-19-03	15:11	7905	1539	1007.8	1470	1027.7	-19.9	2417	712.4	297.1	2284	760.4	247.5
11-20-03	16:13	7907	1453	1032.5	1470	1027.7	4.8	2366	730.9	300.2	2214	785.3	247.1
11-21-03	13:25	7911	1473	1026.8	1470	1027.7	-0.8	2369	729.8	301	2031	849.5	177.3
11-21-03	15:41	7912	1476	1026	1470	1027.7	-1.7	2369	729.8	301	2035	848.1	177.8
12-08-03	11:14	7918	1472	1027.1	1476	1026	1.1	2377	726.9	300.2	2377	726.9	300.2
12-10-03	10:16	7925	1471	1027.4	1476	1026	1.4	2372	728.7	298.7	2074	834.6	192.8
12-10-03	13:56	7926	1505	1017.7	1476	1026	-8.3	2372	728.7	298.7	2264	767.5	250.2
12-10-03	16:25	7927	1508	1016.8	1476	1026	-9.1	2372	728.7	298.7	2397	719.7	297.2
12-11-03	10:57	7928	1458	1031.1	1476	1026	5.1	2361	732.7	298.4	2227	780.7	250.3

DATE	TIME	RUN NO.	DC_{TRUP}	ρ_{TRUP}	DC_{FF}	ρ_{excess}	$\rho_{experiment}$	DC_{TRDN}	ρ_{TRDN}	ρ_{TRBANK}	DC_{setup}	ρ_{setup}	ρ_{pulse}
12-11-03	15:26	7929	1322	1067.8	1508	1016.8	51	2260	768.9	298.8	2260	768.9	298.8
01-06-04	11:51	7936	1473	1026.8	1476	1026	0.8	2370	729.4	297.4	2370	729.4	297.4
01-20-04	15:45	7949	1470	1027.7	1473	1026.8	0.8	2379	726.2	301.5	2228	780.4	247.3
01-22-04	14:35	7955	1443	1035.3	1411	1044.1	-8.8	2352	735.9	299.3	2043	845.4	189.9
01-22-04	15:41	7956	1447	1034.1	1411	1044.1	-9.9	2352	735.9	299.3	2167	802	232.1
01-22-04	17:20	7957	1445	1034.7	1411	1044.1	-9.4	2352	735.9	299.3	2311	750.7	284
01-29-04	16:40	7964	1450	1033.3	1436	1037.2	-3.9	2358	733.7	300.4	2213	785.7	247.6
02-06-04	15:26	7975	1493	1021.1	1507	1017.1	4	2384	724.4	288.1	2382	725.1	296
02-17-04	14:00	7987	1464	1029.4	1459	1030.8	-1.4	2364	731.6	301.4	2009	857.1	172.3
02-19-04	16:45	7996	1508	1016.8	1459	1030.8	-13.9	2409	715.3	301.5	2185	795.6	221.2
03-01-04	17:48	8014	1464	1029.4	1458	1031.1	-1.7	2365	731.2	298.1	2365	731.2	298.1
03-17-04	15:10	8029	1478	1025.4	1458	1031.1	-5.6	2388	722.9	300.2	2082	831.8	193.6
04-01-04	13:42	8039	1481	1024.6	1458	1031.1	-6.5	2390	722.2	302.4	2390	722.2	302.4
04-16-04	14:36	8052	1499	1019.4	1479	1025.1	-5.7	2396	720	299.4	2396	720	299.4
04-21-04	17:15	8059	2353	735.6	1527	1011.3	-275.8	3179	441.4	294.2	3065	480.4	255.1
04-22-04	13:28	8062	1541	1007.2	1527	1011.3	-4.1	2425	709.5	296.8	2428	708.5	298.8
04-22-04	14:53	8063	1544	1006.4	1527	1011.3	-5	2425	709.5	296.8	2430	707.7	298.6
05-04-04	14:43	8075	1471	1027.4	1454	1032.2	-4.8	2365	731.2	299.3	2058	840.2	187.2
05-04-04	15:41	8076	1467	1028.5	1454	1032.2	-3.7	2365	731.2	299.3	2153	806.9	221.6
05-04-04	16:36	8077	1472	1027.1	1454	1032.2	-5.1	2365	731.2	299.3	2265	767.2	260
05-06-04	12:10	8082	1508	1016.8	1454	1032.2	-15.3	2399	718.9	299	2098	826.3	190.6
05-06-04	13:25	8083	1508	1016.8	1454	1032.2	-15.3	2399	718.9	299	2218	783.9	232.9
05-06-04	15:02	8084	1514	1015.1	1454	1032.2	-17.1	2399	718.9	299	2372	728.7	286.4
05-11-04	16:36	8089	1539	1007.8	1520	1013.4	-5.5	2431	707.4	302.5	2294	756.8	251.1
05-12-04	10:35	8090	1547	1005.5	1520	1013.4	-7.9	2440	704.1	301.4	2277	762.9	242.6
05-12-04	12:29	8091	1539	1007.8	1520	1013.4	-5.5	2440	704.1	301.4	2133	814	193.8
05-21-04	14:21	8109	3304	399.7	1544	1006.4	-606.6	4629	71.7	328	3799	249.7	150
06-11-04	10:35	8122	1593	991.8	1583	994.8	-3	2470	693.2	298.6	2470	693.2	298.6
06-16-04	11:38	8126	1534	1009.3	1523	1012.5	-3.2	2428	708.5	300.8	2285	760	249.3
07-09-04	11:10	8163	1534	1009.3	1534	1009.3	0	2433	706.7	302.6	2433	706.7	302.6

DATE	TIME	RUN NO.	DC_{TRUP}	ρ_{TRUP}	DC_{FF}	ρ_{excess}	$\rho_{experiment}$	DC_{TRDN}	ρ_{TRDN}	ρ_{TRBANK}	DC_{setup}	ρ_{setup}	ρ_{pulse}
05-16-05	17:35	8179	1444	1035	1449	1033.6	1.4	2363	731.9	303	1927	885	150
05-18-05	17:15	8180	1467	1028.5	1449	1033.6	-5.1	2378	726.5	302	2091	828.7	199.8
05-20-05	15:33	8182	1443	1035.3	1449	1033.6	1.7	2348	737.4	297.9	2348	737.4	297.9
06-01-05	17:13	8184	1443	1035.3	1449	1033.6	1.7	2341	739.9	295.4	2133	814	221.3
06-01-05	18:00	8185	1456	1031.6	1449	1033.6	-2	2341	739.9	295.4	2147	809.1	222.6
06-02-05	17:17	8186	2359	733.4	1519	1013.7	-280.3	3184	439.7	293.7	2805	572.1	161.3
06-03-05	15:45	8187	2346	738.1	1519	1013.7	-275.6	3171	444.1	294	2783	580	158.1
06-06-05	17:30	8188	2363	731.9	1519	1013.7	-281.7	3191	437.3	294.6	2806	571.8	160.2
06-07-05	16:14	8190	2343	739.2	1519	1013.7	-274.5	3167	445.5	294.8	2787	578.6	160.6
06-08-05	13:27	8191	2358	733.7	1519	1013.7	-279.9	3187	438.7	295.1	2796	575.4	158.4
06-14-05	15:09	8192	1496	1020.3	1519	1013.7	6.6	2393	721.1	299.2	2175	799.2	221.1
06-16-05	18:00	8197	1320	1068.3	1496	1020.3	48	2262	768.2	299.6	1841	913.6	154.7
06-21-05	13:11	8204	1463	1029.7	1443	1035.3	-5.6	2377	726.9	302.8	2064	838.1	191.6
06-23-05	18:19	8207	1466	1028.8	1443	1035.3	-6.4	2381	725.5	300.2	2225	781.4	247.4
07-14-05	15:28	8227	1513	1015.4	1531	1010.2	5.2	2397	719.7	295.7	2166	802.4	213
07-14-05	16:29	8228	1527	1011.3	1531	1010.2	1.2	2409	715.3	296	2409	715.3	296
07-21-05	14:35	8232	1356	1058.9	1531	1010.2	48.7	2290	758.2	300.7	2060	839.5	219.4
07-21-05	17:27	8233	1474	1026.5	1443	1035.3	-8.7	2290	758.2	300.7	2072	835.3	191.2
07-28-05	11:05	8239	1335	1064.4	1531	1010.2	54.2	2282	761.1	303.3	2043	845.4	219
08-03-05	12:05	8247	2710	606.3	1515	1014.8	-408.5	3615	302.3	303.6	3136	456	150.3
08-03-05	12:05	8247	2710	606.3	1515	1014.8	-408.5	3615	302.3	303.6	3136	456	150.3
08-04-05	11:12	8250	2693	612.4	1515	1014.8	-402.4	3595	308.3	304.2	3123	460.5	152
08-04-05	11:12	8250	2693	612.4	1515	1014.8	-402.4	3595	308.3	304.2	3123	460.5	152
08-04-05	15:21	8253	2689	613.9	1515	1014.8	-400.9	3595	308.3	304.2	3125	459.8	154.1
08-04-05	15:21	8253	2689	613.9	1515	1014.8	-400.9	3595	308.3	304.2	3125	459.8	154.1
08-04-05	15:58	8254	2673	619.7	1515	1014.8	-395.1	3595	308.3	304.2	3108	465.6	154.1
08-04-05	15:58	8254	2673	619.7	1515	1014.8	-395.1	3595	308.3	304.2	3108	465.6	154.1
08-04-05	16:28	8255	2672	620	1515	1014.8	-394.8	3595	308.3	304.2	3110	464.9	155.1
08-04-05	16:28	8255	2672	620	1515	1014.8	-394.8	3595	308.3	304.2	3110	464.9	155.1
08-17-05	16:43	8273	1474	1026.5	1450	1033.3	-6.8	2378	726.5	300	2378	726.5	300

DATE	TIME	RUN NO.	DC_{TRUP}	ρ_{TRUP}	DC_{FF}	ρ_{excess}	$\rho_{experiment}$	DC_{TRDN}	ρ_{TRDN}	ρ_{TRBANK}	DC_{setup}	ρ_{setup}	ρ_{pulse}
08-17-05	16:43	8273	1474	1026.5	1450	1033.3	-6.8	2378	726.5	300	2378	726.5	300
08-18-05	16:17	8275	1272	1080.5	1267	1081.8	-1.2	2356	734.5	347.3	1847	911.7	168.9
08-18-05	16:17	8275	1272	1080.5	1267	1081.8	-1.2	2356	734.5	347.3	1847	911.7	168.9
08-18-05	17:02	8276	1285	1077.3	1267	1081.8	-4.5	2356	734.5	347.3	2037	847.5	229.8
08-18-05	17:02	8276	1285	1077.3	1267	1081.8	-4.5	2356	734.5	347.3	2037	847.5	229.8
08-18-05	17:44	8277	1297	1074.2	1267	1081.8	-7.6	2356	734.5	347.3	2188	794.6	279.6
08-18-05	17:44	8277	1297	1074.2	1267	1081.8	-7.6	2356	734.5	347.3	2188	794.6	279.6
08-18-05	19:39	8278	1297	1074.2	1267	1081.8	-7.6	2356	734.5	347.3	2238	776.8	297.4
08-18-05	19:39	8278	1297	1074.2	1267	1081.8	-7.6	2356	734.5	347.3	2238	776.8	297.4
08-19-05	15:53	8281	1531	1010.2	1452	1032.7	-22.6	2412	714.2	296.2	2057	840.5	169.6
08-19-05	15:53	8281	1531	1010.2	1452	1032.7	-22.6	2412	714.2	296.2	2057	840.5	169.6
08-19-05	16:34	8282	1533	1009.6	1452	1032.7	-23.2	2412	714.2	296.2	2182	796.7	212.9
08-19-05	16:34	8282	1533	1009.6	1452	1032.7	-23.2	2412	714.2	296.2	2182	796.7	212.9
08-20-05	13:20	8283	1290	1076	1267	1081.8	-5.8	2241	775.7	300.3	1879	901.1	174.9
08-20-05	13:20	8283	1290	1076	1267	1081.8	-5.8	2241	775.7	300.3	1879	901.1	174.9
08-20-05	14:17	8284	1304	1072.4	1267	1081.8	-9.4	2241	775.7	300.3	2109	822.4	250
08-20-05	14:17	8284	1304	1072.4	1267	1081.8	-9.4	2241	775.7	300.3	2109	822.4	250
08-20-05	16:03	8285	1280	1078.5	1267	1081.8	-3.3	2241	775.7	300.3	2227	780.7	297.8
08-20-05	16:03	8285	1280	1078.5	1267	1081.8	-3.3	2241	775.7	300.3	2227	780.7	297.8
08-23-05	14:36	8287	1551	1004.3	1496	1020.3	-16	2448	701.2	303.1	2064	838.1	166.2
08-23-05	14:36	8287	1551	1004.3	1496	1020.3	-16	2448	701.2	303.1	2064	838.1	166.2
09-19-05	18:42	8308	1371	1054.9	1543	1006.7	48.2	2373	728.3	326.6	2326	745.3	309.6
09-19-05	19:23	8309	1359	1058.1	1543	1006.7	51.4	2373	728.3	326.6	2335	742	316.1
09-20-05	14:15	8310	1383	1051.7	1543	1006.7	45	2388	722.9	328.8	2356	734.5	317.2
09-21-05	13:08	8311	1390	1049.8	1543	1006.7	43.1	2383	724.7	325.1	2364	731.6	318.2
09-22-05	11:37	8313	1391	1049.5	1543	1006.7	42.9	2386	723.6	325.9	2368	730.1	319.4
09-27-05	11:02	8318	1522	1012.8	1496	1020.3	-7.5	2474	691.8	321	2110	822.1	190.7
10-28-05	16:28	8340	1491	1021.7	1451	1033	-11.3	2457	698	330.6	2053	841.9	179.8
10-28-05	16:51	8341	1498	1019.7	1451	1033	-13.3	2457	698	330.6	2059	839.8	179.9
10-28-05	17:28	8342	1490	1022	1451	1033	-11	2457	698	330.6	2237	777.2	244.8

DATE	TIME	RUN NO.	DC_{TRUP}	ρ_{TRUP}	DC_{FF}	ρ_{excess}	$\rho_{experiment}$	DC_{TRDN}	ρ_{TRDN}	ρ_{TRBANK}	DC_{setup}	ρ_{setup}	ρ_{pulse}
10-28-05	17:57	8343	1485	1023.4	1451	1033	-9.6	2476	691.1	332.3	2246	773.9	249.5
11-01-05	14:34	8345	1429	1039.1	1451	1033	6.1	2409	715.3	326.6	2206	788.2	250.9
11-02-05	15:20	8348	1477	1025.7	1451	1033	-7.3	2458	697.6	328.7	2243	775	250.7
11-03-05	16:06	8351	1451	1033	1451	1033	0	2443	703	330.5	2220	783.2	249.8
11-08-05	16:24	8356	1476	1026	1441	1035.8	-9.8	2471	692.9	333.1	2236	777.5	248.5
11-10-05	17:09	8361	3202	433.6	1513	1015.4	-581.7	4525	88.1	345.5	3845	237.2	196.4
11-11-05	15:08	8364	1445	1034.7	1444	1035	-0.3	2411	714.6	320.1	2212	786.1	248.6
11-22-05	14:45	8372	1463	1029.7	1444	1035	-5.3	2417	712.4	319.5	1944	879.3	150.4
11-22-05	15:33	8373	1467	1028.5	1444	1035	-6.4	2417	712.4	319.5	2019	853.7	174.9
11-22-05	16:25	8374	1468	1028.2	1444	1035	-6.7	2427	708.8	319.4	2232	778.9	249.3
11-23-05	12:03	8378	1467	1028.5	1444	1035	-6.4	2431	707.4	321.2	2023	852.3	176.2
11-23-05	12:45	8379	1478	1025.4	1444	1035	-9.6	2434	706.3	319.1	2030	849.9	175.5
11-23-05	13:41	8380	1480	1024.8	1444	1035	-10.1	2437	705.2	319.6	2034	848.5	176.4
12-09-05	13:53	8388	3198	435	1498	1019.7	-584.7	4506	91.3	346.4	3840	238.6	196.4
12-09-05	15:35	8389	3198	435	1498	1019.7	-584.7	4506	91.3	346.4	3840	238.6	196.4
01-18-06	17:32	8409	1441	1035.8	1440	1036.1	-0.3	2410	715	320.8	2410	715	320.8
01-19-06	13:58	8410	1455	1031.9	1440	1036.1	-4.2	2422	710.6	321.3	2224	781.8	250.1
01-20-06	14:16	8411	1457	1031.3	1440	1036.1	-4.7	2422	710.6	320.7	2084	831.1	200.2
01-26-06	13:45	8418	1281	1078.3	1500	1019.1	59.1	2283	760.7	319.1	1805	925.4	152.8
01-26-06	14:27	8419	1275	1079.8	1500	1019.1	60.6	2283	760.7	319.1	1801	926.7	153.1
02-15-06	15:12	8432	1452	1030.7	1440	1034	-3.3	2421	713	317.6	2243	776.5	254.1
02-16-06	11:52	8433	1455	1029.8	1440	1034	-4.2	2425	711.7	318.1	1957	874.9	154.9
03-10-06	17:00	8439	3385	375.6	1502	1016.5	-641	4959	35.3	340.2	4006	198.4	177.1
03-14-06	16:09	8443	3381	376.9	1502	1016.5	-639.7	4947	36.6	340.6	4014	196.5	180.4
03-22-06	15:02	8456	1378	1050.9	1502	1016.5	34.4	2314	751.4	300.1	1936	881.9	169
04-07-06	12:57	8464	1624	980.8	1624	980.8	0	2529	674.3	306.5	2379	728.2	252.6
05-16-06	12:32	8472	1496	1018.3	1487	1020.8	-2.6	2409	717.5	303.4	2267	768.1	250.2
05-16-06	14:52	8473	1507	1015.1	1487	1020.8	-5.7	2409	717.5	303.4	2278	764.2	250.9
05-17-06	14:42	8476	1524	1010.2	1487	1020.8	-10.6	2430	709.9	300.3	2289	760.3	250
05-24-06	11:10	8478	1457	1029.3	1442	1033.4	-4.2	2389	724.6	304.6	2227	782.2	247.1

DATE	TIME	RUN NO.	DC_{TRUP}	ρ_{TRUP}	DC_{FF}	ρ_{excess}	$\rho_{experiment}$	DC_{TRDN}	ρ_{TRDN}	ρ_{TRBANK}	DC_{setup}	ρ_{setup}	ρ_{pulse}
05-24-06	12:28	8479	1453	1030.4	1442	1033.4	-3.1	2389	724.6	304.6	2227	782.2	248.2
05-31-06	10:44	8480	1465	1027	1442	1033.4	-6.4	2399	721	306	2236	779	248
05-31-06	12:28	8481	1474	1024.5	1442	1033.4	-9	2399	721	306	2246	775.5	249
05-31-06	14:51	8482	1474	1024.5	1442	1033.4	-9	2399	721	306	2253	773	251.5
05-31-06	16:18	8483	1480	1022.8	1442	1033.4	-10.6	2399	721	306	2256	771.9	250.8
06-07-06	16:43	8491	1508	1014.8	1524	1010.2	4.6	2315	751	308.2	2268	767.7	247.1
06-07-06	17:30	8492	1504	1016	1524	1010.2	5.7	2315	751	308.2	2412	716.4	299.6
06-08-06	13:05	8493	3258	417.2	1502	1016.5	-599.4	4598	80.7	336.4	3843	240.1	177.1
06-08-06	16:14	8494	3264	415.2	1502	1016.5	-601.4	4598	80.7	336.4	3851	238	177.2
06-13-06	17:30	8504	1479	1023.1	1442	1033.4	-10.4	2400	720.7	305.5	2249	774.4	248.7
06-14-06	13:14	8505	1348	1058.9	1524	1010.2	48.7	2321	748.9	310	1936	881.9	177
06-15-06	17:19	8507	1370	1053.1	1524	1010.2	42.8	2323	748.2	308.6	1954	875.9	177.2
06-30-06	14:42	8518	1352	1057.9	1524	1010.2	47.6	2304	754.9	302.9	1937	881.6	176.3
07-05-06	17:40	8521	1459	1028.7	1430	1036.8	-8.1	2390	724.3	305	2223	783.6	245.1
07-19-06	15:33	8529	1506	1015.4	1500	1017.1	-1.7	2295	758.1	298.9	2142	811.9	203.5
08-02-06	10:43	8539	1334	1062.6	1500	1017.1	45.5	2290	759.9	302.7	1924	885.9	176.7
08-03-06	16:05	8544	1492	1019.4	1432	1036.2	-16.8	2394	722.8	305.9	2259	770.9	248.5
08-09-06	14:56	8548	1469	1025.9	1432	1036.2	-10.3	2399	721	307.4	2245	775.8	250.1
08-16-06	15:39	8549	1437	1034.8	1432	1036.2	-1.4	2383	726.8	308	2211	787.8	247
08-17-06	11:11	8550	1429	1037	1432	1036.2	0.8	2365	733.2	303.8	2365	733.2	303.8
08-17-06	12:56	8551	1424	1038.4	1432	1036.2	2.2	2365	733.2	303.8	2201	791.3	247.1
08-22-06	14:39	8554	1426	1037.9	1432	1036.2	1.7	2347	739.6	302.1	2366	732.9	305
08-23-06	13:16	8556	1446	1032.3	1432	1036.2	-3.9	2372	730.7	304.7	2083	832.2	200.1
09-13-06	13:56	8573	1516	1012.5	1508	1014.8	-2.3	2418	714.2	300.6	2432	709.2	303.3
09-13-06	15:01	8574	1489	1020.2	1508	1014.8	5.4	2418	714.2	300.6	1993	862.8	157.4
09-14-06	15:50	8577	1476	1023.9	1430	1036.8	-12.8	2418	714.2	305.2	2250	774.1	249.9
09-20-06	13:58	8583	1516	1012.5	1516	1012.5	0	2430	709.9	302.6	2430	709.9	302.6
09-21-06	11:40	8587	1511	1014	1516	1012.5	1.4	4562	86.4	336.1	2135	814.3	199.7
09-21-06	14:16	8588	1517	1012.2	1516	1012.5	-0.3	4562	86.4	336.1	2068	837.4	174.9
09-21-06	15:39	8589	1500	1017.1	1516	1012.5	4.6	4562	86.4	336.1	2198	792.4	224.8

DATE	TIME	RUN NO.	DC_{TRUP}	ρ_{TRUP}	DC_{FF}	ρ_{excess}	$\rho_{experiment}$	DC_{TRDN}	ρ_{TRDN}	ρ_{TRBANK}	DC_{setup}	ρ_{setup}	ρ_{pulse}
10-03-06	11:21	8599	1254	1083.2	1516	1012.5	70.7	2236	779	304.2	2065	838.4	244.8
10-03-06	17:33	8600	1243	1086	1516	1012.5	73.4	2236	779	304.2	1963	872.9	213.1
10-04-06	12:03	8601	1240	1086.7	1516	1012.5	74.2	2230	781.1	305.6	1851	909.8	176.9
10-04-06	15:50	8602	3208	433.9	1516	1012.5	-578.6	4470	101.6	332.3	3866	234	199.9
11-02-06	16:22	8625	1457	1029.3	1435	1035.4	-6.1	2403	719.6	307.1	2234	779.7	249.5
11-13-06	15:54	8627	1444	1032.9	1446	1032.3	0.6	2404	719.2	313.6	2404	719.2	313.6
11-14-06	15:32	8628	2282	762.8	1516	1012.5	-249.8	3149	453.9	308.8	2979	512.9	249.8
11-15-06	15:09	8629	2279	763.8	1516	1012.5	-248.7	3148	454.3	309.5	2873	550.5	213.4
12-12-06	13:26	8642	2282	762.8	1504	1016	-253.2	3150	453.6	309.2	2783	582.7	180.1
12-14-06	13:55	8644	1494	1018.8	1504	1016	2.8	2438	707	311.8	2438	707	311.8
03-13-07	14:26	8677	1444	1032.9	1436	1035.1	-2.2	2372	730.7	302.2	2225	782.9	250
03-20-07	09:44	8684	3221	429.5	1504	1016	-586.4	4476	100.6	329	4476	100.6	329
03-28-07	11:58	8692	3218	430.5	1504	1016	-585.4	4480	99.9	330.7	3794	253.3	177.3
03-28-07	14:19	8693	3226	427.9	1504	1016	-588.1	4505	95.6	332.2	4505	95.6	332.2
03-29-07	15:06	8695	3214	431.9	1504	1016	-584.1	4485	99	332.9	4485	99	332.9
04-03-07	12:49	8696	1508	1014.8	1436	1035.1	-20.3	2429	710.3	304.6	2046	844.9	169.9
04-03-07	14:45	8697	1531	1008.2	1436	1035.1	-26.9	2425	711.7	296.5	2425	711.7	296.5
04-04-07	11:40	8699	1440	1034	1436	1035.1	-1.1	2366	732.9	301.1	2366	732.9	301.1
04-05-07	11:38	8701	1443	1033.2	1440	1034	-0.8	2369	731.8	301.4	2369	731.8	301.4
04-12-07	12:06	8706	3206	434.6	1504	1016	-581.4	4427	109.2	325.4	4427	109.2	325.4
04-13-07	11:01	8707	1513	1013.4	1504	1016	-2.6	2425	711.7	301.7	2425	711.7	301.7
05-03-07	15:24	8726	1489	1020.2	1518	1012	8.3	2372	730.7	302.7	2069	837	183.2
05-15-07	14:25	8731	3172	446.1	1513	1013.4	-567.3	4381	117.6	328.5	4381	117.6	328.5
05-24-07	13:54	8734	1269	1079.4	1513	1013.4	66	2247	775.1	304.3	2091	829.5	249.9
05-31-07	14:42	8736	2280	763.5	1513	1013.4	-249.9	3119	464.2	299.3	2767	588.4	175.1
06-01-07	11:04	8737	2270	767	1513	1013.4	-246.4	3108	468	299	2897	541.9	225.1
06-01-07	14:17	8738	1516	1012.5	1513	1013.4	-0.9	2425	711.7	300.8	2425	711.7	300.8
06-06-07	14:32	8742	1255	1083	1507	1015.1	67.9	2228	781.8	301.1	1857	907.9	175.1
06-07-07	10:04	8743	1267	1079.9	1507	1015.1	64.8	2234	779.7	300.2	1866	904.9	175
06-12-07	14:58	8747	1481	1022.5	1436	1035.1	-12.6	2415	715.3	302.1	2254	772.7	249.9

DATE	TIME	RUN NO.	DC_{TRUP}	ρ_{TRUP}	DC_{FF}	ρ_{excess}	$\rho_{experiment}$	DC_{TRDN}	ρ_{TRDN}	ρ_{TRBANK}	DC_{setup}	ρ_{setup}	ρ_{pulse}
06-13-07	15:37	8750	1472	1025	1436	1035.1	-10.1	2393	723.2	303.8	2247	775.1	249.9
06-19-07	15:13	8755	1461	1028.1	1436	1035.1	-7	2373	730.4	299.7	2245	775.8	252.3
06-20-07	12:00	8757	1450	1031.2	1436	1035.1	-3.9	2369	731.8	300	1941	880.2	151
06-20-07	14:42	8758	1448	1031.8	1436	1035.1	-3.3	2369	731.8	300	2239	777.9	253.8
06-21-07	11:16	8759	1241	1086.5	1513	1013.4	73.1	2218	785.3	301.1	1997	861.5	225
06-26-07	15:21	8762	3232	425.8	1507	1015.1	-589.3	4475	100.7	328.8	3721	273.7	152.2
06-27-07	11:32	8764	3237	424.2	1507	1015.1	-590.9	4522	92.8	331	3737	269.2	155
06-27-07	14:04	8765	3243	422.2	1507	1015.1	-593	4522	92.8	331	4032	192.1	230
06-28-07	14:20	8770	1492	1019.4	1507	1015.1	4.3	2400	720.7	298.7	2400	720.7	298.7
07-17-07	11:33	8782	3201	436.3	1494	1018.8	-582.5	4445	106	330.7	3765	261.3	174.9
07-17-07	14:59	8783	3216	431.2	1494	1018.8	-587.6	4445	106	330.7	4190	156.1	275.1
07-18-07	09:55	8784	3218	430.5	1494	1018.8	-588.3	4494	97.5	333.1	3977	205.6	225
07-23-07	11:33	8796	2283	762.4	1494	1018.8	-256.4	3115	465.6	296.8	2910	537.3	225.1
07-23-07	15:42	8797	1240	1086.7	1494	1018.8	67.9	2222	783.9	302.8	1996	861.8	224.9
07-25-07	12:01	8803	1442	1033.4	1434	1035.7	-2.2	2367	732.5	301.5	2294	758.5	274.9
07-26-07	10:01	8804	1444	1032.9	1434	1035.7	-2.8	2373	730.4	302.5	2008	857.8	175.1
07-26-07	11:43	8805	1444	1032.9	1434	1035.7	-2.8	2373	730.4	302.5	2008	857.8	175.1
07-26-07	13:48	8806	1438	1034.5	1440	1034	0.6	2369	731.8	302.8	2149	809.4	225.1
08-16-07	13:55	8825	1503	1016.3	1493	1019.1	-2.8	2410	717.1	299.2	2410	717.1	299.2
09-05-07	10:47	8831	3239	423.5	1493	1019.1	-595.6	4547	88.7	334.8	3740	268.3	155.2
09-06-07	15:38	8836	3215	431.6	1496	1018.3	-586.7	4486	98.8	333.4	3719	274.2	157.3
09-10-07	15:33	8838	3240	423.2	1496	1018.3	-595.1	4537	90.4	332.8	3996	200.9	222.3
09-11-07	14:18	8840	3210	433.2	1496	1018.3	-585	4487	98.7	332.5	3716	275.1	158.1
10-31-07	14:44	8861	1474	1024.5	1434	1035.7	-11.2	2418	714.2	310.3	1963	872.9	151.6
11-01-07	12:40	8863	1466	1026.7	1434	1035.7	-8.9	2425	711.7	315	2043	845.9	180.8
11-05-07	14:16	8865	1463	1027.6	1439	1034.3	-6.7	2428	710.6	316.9	2428	710.6	316.9
11-14-07	11:29	8871	3219	430.2	1501	1016.8	-586.6	4583	83.1	347.1	3720	274	156.3
11-14-07	14:40	8872	3229	426.8	1501	1016.8	-590	4599	80.6	346.3	3735	269.7	157.1
11-15-07	12:06	8873	3227	427.5	1501	1016.8	-589.3	4602	80.1	347.4	3729	271.4	156.1
11-15-07	16:09	8874	3231	426.2	1501	1016.8	-590.6	4614	78.3	347.9	3734	270	156.2

DATE	TIME	RUN NO.	DC_{TRUP}	ρ_{TRUP}	DC_{FF}	ρ_{excess}	$\rho_{experiment}$	DC_{TRDN}	ρ_{TRDN}	ρ_{TRBANK}	DC_{setup}	ρ_{setup}	ρ_{pulse}
11-16-07	11:10	8875	3225	428.2	1501	1016.8	-588.6	4590	82	346.2	3727	272	156.2
11-16-07	13:59	8876	3222	429.2	1501	1016.8	-587.6	4590	82	347.2	3724	272.8	156.4
11-19-07	13:10	8877	3236	424.5	1501	1016.8	-592.3	4618	77.7	346.8	3740	268.3	156.2
11-19-07	15:39	8878	3233	425.5	1501	1016.8	-591.3	4618	77.7	346.8	3739	268.6	156.9
11-20-07	11:13	8879	3225	428.2	1501	1016.8	-588.6	4600	80.4	347.7	3728	271.7	156.5
11-28-07	10:44	8886	1490	1019.9	1501	1016.8	3.1	2448	703.4	316.5	2448	703.4	316.5
11-28-07	13:05	8887	1495	1018.5	1501	1016.8	1.7	2448	703.4	316.5	2455	700.9	317.6
01-31-08	12:37	8890	1436	1035.1	1425	1038.1	-3	2370	731.4	303.7	2370	731.4	303.7
02-01-08	11:18	8891	1431	1036.5	1425	1038.1	-1.7	2369	731.8	304.7	2215	786.4	250.1
02-01-08	11:18	8891	1431	1036.5	1425	1038.1	-1.7	2369	731.8	304.7	2215	786.4	250.1
02-04-08	14:59	8894	1435	1035.4	1425	1038.1	-2.8	2367	732.5	302.9	2367	732.5	302.9
02-04-08	14:59	8894	1435	1035.4	1425	1038.1	-2.8	2367	732.5	302.9	2367	732.5	302.9
02-08-08	11:22	8900	3203	435.6	1501	1016.8	-581.2	4470	101.6	334	3700	279.6	155.9
02-13-08	11:02	8901	1500	1017.1	1501	1016.8	0.3	2408	717.8	299.3	2127	817.1	200
02-13-08	15:02	8903	1461	1028.1	1425	1038.1	-10	2367	732.5	299.5	1950	877.3	150.9
02-14-08	09:38	8904	1457	1029.3	1425	1038.1	-8.9	2380	727.8	301.4	2244	776.2	253.1
02-14-08	13:25	8906	1453	1030.4	1425	1038.1	-7.8	2376	729.3	301.9	1943	879.6	150.8
02-14-08	16:29	8907	1462	1027.9	1425	1038.1	-10.3	2376	729.3	301.9	2256	771.9	255.9
02-15-08	11:51	8908	1465	1027	1425	1038.1	-11.1	2490	688.3	338.7	2424	712.1	314.9
03-04-08	14:38	8914	1436	1035.1	1425	1038.1	-3	2461	698.8	336.3	2410	717.1	318
03-05-08	14:30	8916	1456	1029.5	1425	1038.1	-8.6	2477	693	337.4	1946	878.6	151
03-06-08	12:11	8917	1458	1029	1425	1038.1	-9.2	2482	691.2	337.8	2253	773	256
03-06-08	15:18	8918	1457	1029.3	1425	1038.1	-8.9	2479	692.3	337	2437	707.4	321.9
03-14-08	14:08	8925	3193	439	1498	1017.7	-578.7	4454	104.4	332.6	3671	288	151
03-14-08	15:25	8926	3203	435.6	1498	1017.7	-582.1	4454	104.4	332.6	3860	235.6	200
03-25-08	14:31	8939	1450	1031.2	1425	1038.1	-6.9	2447	703.8	326.6	2443	705.2	326
03-26-08	10:38	8940	1469	1025.9	1425	1038.1	-12.2	2461	698.8	327.1	2461	698.8	327.1
03-26-08	14:48	8941	1434	1035.7	1425	1038.1	-2.5	2461	698.8	327.1	2433	708.8	326.8
03-27-08	10:06	8942	1453	1030.4	1425	1038.1	-7.8	2450	702.7	327.6	2450	702.7	327.6
03-28-08	13:29	8946	3188	440.7	1499	1017.4	-576.7	4513	94.3	349.1	3665	289.7	150.9

DATE	TIME	RUN NO.	DC_{TRUP}	ρ_{TRUP}	DC_{FF}	ρ_{excess}	$\rho_{experiment}$	DC_{TRDN}	ρ_{TRDN}	ρ_{TRBANK}	DC_{setup}	ρ_{setup}	ρ_{pulse}
04-01-08	15:31	8949	3203	435.6	1499	1017.4	-581.8	4564	86	349.6	3707	277.7	157.9
04-02-08	10:30	8950	3207	434.2	1499	1017.4	-583.1	4480	99.9	334.4	3712	276.2	158
04-03-08	11:11	8954	3215	431.6	1499	1017.4	-585.8	4495	97.3	334.2	3723	273.1	158.4
04-03-08	11:52	8955	3211	432.9	1499	1017.4	-584.5	4495	97.3	334.2	3718	274.5	158.4
04-04-08	09:57	8957	3206	434.6	1499	1017.4	-582.8	4467	102.1	332.5	3711	276.5	158.1
04-04-08	12:00	8958	3197	437.6	1499	1017.4	-579.8	4467	102.1	332.5	3700	279.6	158
04-04-08	14:29	8959	3197	437.6	1499	1017.4	-579.8	4467	102.1	332.5	3700	279.6	158
04-07-08	14:45	8960	1506	1015.4	1499	1017.4	-2	2417	714.6	300.8	2132	815.3	200.1
04-08-08	09:45	8961	1444	1032.9	1425	1038.1	-5.3	2376	729.3	303.6	2139	812.9	220
04-08-08	12:55	8962	1420	1039.5	1425	1038.1	1.4	2356	736.4	303.1	2356	736.4	303.1
04-09-08	12:10	8963	1382	1049.9	1499	1017.4	32.5	2322	748.5	301.3	1882	899.7	150.1
04-10-08	09:38	8964	1393	1046.9	1499	1017.4	29.5	2331	745.3	301.5	2011	856.8	190.1
04-10-08	14:42	8965	1396	1046.1	1499	1017.4	28.7	2331	745.3	301.5	1951	876.9	169.1
04-11-08	14:18	8966	1391	1047.4	1499	1017.4	30	2323	748.2	299.2	2009	857.5	190
04-15-08	12:02	8968	3152	452.9	1499	1017.4	-564.5	4368	120	332.9	3646	295.3	157.6
04-15-08	15:29	8969	3169	447.1	1499	1017.4	-570.3	4368	120	332.9	3671	288	159.1
04-16-08	14:40	8970	3180	443.4	1499	1017.4	-574	4429	108.8	334.6	3684	284.2	159.1
04-16-08	15:34	8971	3179	443.7	1499	1017.4	-573.7	4429	108.8	334.6	3682	284.8	158.9
04-17-08	10:39	8972	3182	442.7	1499	1017.4	-574.7	4423	109.9	332.8	3682	284.8	157.9
04-17-08	13:28	8973	3190	440	1499	1017.4	-577.4	4423	109.9	332.8	3692	281.9	158.1
04-18-08	10:16	8975	3202	435.9	1499	1017.4	-581.5	4462	103	333	3706	277.9	158
04-18-08	13:57	8976	3197	437.6	1499	1017.4	-579.8	4462	103	333	3700	279.6	158
04-21-08	11:20	8978	3192	439.3	1499	1017.4	-578.1	4444	106.1	333.2	3695	281.1	158.2
04-22-08	12:59	8981	3200	436.6	1499	1017.4	-580.8	4459	103.5	333.1	3704	278.5	158.1
04-23-08	12:13	8985	1451	1030.9	1433	1035.9	-5	1462	1027.9	252.2	1942	879.9	151
04-24-08	10:09	8987	1476	1023.9	1433	1035.9	-12	2388	725	298.9	1962	873.2	150.7
04-24-08	14:41	8989	1478	1023.4	1433	1035.9	-12.6	2388	725	298.9	2269	767.4	256
04-24-08	15:27	8990	1447	1032	1433	1035.9	-3.9	2388	725	298.9	2248	774.8	257.3
04-29-08	10:40	8992	1499	1017.4	1499	1017.4	0	2413	716	301.4	2413	716	301.4
05-07-08	10:59	8999	1410	1042.2	1505	1015.7	26.6	2331	745.3	296.9	1963	872.9	169.3

DATE	TIME	RUN NO.	DC_{TRUP}	ρ_{TRUP}	DC_{FF}	ρ_{excess}	$\rho_{experiment}$	DC_{TRDN}	ρ_{TRDN}	ρ_{TRBANK}	DC_{setup}	ρ_{setup}	ρ_{pulse}
05-08-08	10:59	9000	1405	1043.6	1505	1015.7	27.9	2330	745.7	297.9	1959	874.2	169.4
05-13-08	13:44	9001	3220	429.8	1505	1015.6	-585.8	4506	95.4	334.4	3728	271.6	158.2
05-15-08	14:52	9004	1509	1014.4	1505	1015.6	-1.2	2415	715.3	299.1	2415	715.3	299.1
05-19-08	16:04	9014	3214	431.8	1505	1015.6	-583.8	4490	98.1	333.7	3723	273.1	158.7
05-21-08	10:48	9015	3219	430.2	1505	1015.6	-585.4	4503	95.9	334.3	3727	271.9	158.3
05-21-08	14:06	9016	3225	428.1	1505	1015.6	-587.5	4518	93.4	334.7	3734	270	158.1
05-21-08	15:31	9017	3222	429.2	1505	1015.6	-586.4	4513	94.3	334.9	3731	270.8	158.4
05-23-08	11:31	9020	3200	436.6	1505	1015.6	-579	4469	101.7	334.9	3703	278.7	157.9
05-27-08	14:21	9021	1505	1015.6	1505	1015.6	0	2412	716.3	299.3	2415	715.3	300.3
06-10-08	13:44	9028	1452	1030.6	1433	1035.9	-5.3	2376	729.2	302.5	1940	880.5	150.1
06-10-08	15:23	9029	1456	1029.5	1433	1035.9	-6.4	2376	729.2	302.5	2257	771.5	258
06-12-08	11:21	9033	1465	1027	1433	1035.9	-8.9	2381	727.4	299.6	2270	767	260
06-19-08	11:36	9034	3183	442.3	1495	1018.5	-576.2	4430	108.6	333.7	3684	284.2	158.1
06-19-08	15:12	9035	3188	440.6	1495	1018.5	-577.9	4447	105.6	335	3695	281	159.6
06-20-08	10:30	9036	3200	436.6	1495	1018.5	-581.9	4450	105	331.6	3706	277.9	158.7
06-20-08	12:55	9037	3200	436.6	1495	1018.5	-581.9	4454	104.3	332.3	3707	277.6	159
06-23-08	15:05	9038	1516	1012.5	1495	1018.5	-6	2429	710.2	302.3	2429	710.2	302.3
06-23-08	16:49	9039	3218	430.5	1495	1018.5	-588	4499	96.6	333.9	3725	272.5	158
06-24-08	10:51	9040	3206	434.5	1495	1018.5	-584	4472	101.2	333.3	3711	276.5	158
06-24-08	13:01	9041	3211	432.9	1495	1018.5	-585.6	4472	101.2	333.3	3719	274.2	158.7
06-24-08	16:00	9042	3214	431.8	1495	1018.5	-586.7	4472	101.2	333.3	3724	272.8	159
06-25-08	10:34	9043	3220	429.8	1495	1018.5	-588.7	4506	95.4	334.4	3728	271.6	158.2
06-25-08	12:31	9044	3222	429.2	1495	1018.5	-589.3	4506	95.4	334.4	3732	270.5	158.7
06-25-08	15:06	9045	3226	427.8	1495	1018.5	-590.7	4506	95.4	334.4	3738	268.8	159
06-26-08	11:11	9046	3227	427.5	1495	1018.5	-591	4518	93.4	334.1	3736	269.4	158.1
06-26-08	13:40	9047	3232	425.8	1495	1018.5	-592.7	4518	93.4	334.1	3744	267.1	158.7
06-26-08	15:43	9048	3207	434.2	1495	1018.5	-584.3	4518	93.4	334.1	3714	275.6	158.6
06-27-08	11:21	9049	3216	431.2	1495	1018.5	-587.3	4488	98.5	332.7	3723	273.1	158.1
06-27-08	14:11	9050	3229	426.8	1495	1018.5	-591.7	4488	98.5	332.7	3740	268.3	158.5
07-01-08	15:22	9056	3207	434.2	1508	1014.8	-580.6	4474	100.9	333.3	3865	234.2	200

DATE	TIME	RUN NO.	DC_{TRUP}	ρ_{TRUP}	DC_{FF}	ρ_{excess}	$\rho_{experiment}$	DC_{TRDN}	ρ_{TRDN}	ρ_{TRBANK}	DC_{setup}	ρ_{setup}	ρ_{pulse}
07-07-08	14:06	9060	1495	1018.5	1508	1014.8	3.7	2409	717.4	301.1	2409	717.4	301.1
07-11-08	13:47	9070	3192	439.3	1508	1014.8	-575.5	4440	106.8	332.5	3691	282.2	157.1
07-15-08	14:48	9071	3233	425.5	1508	1014.8	-589.3	4532	91.1	334.4	3741	268	157.5
07-15-08	16:19	9072	3230	426.5	1508	1014.8	-588.3	4532	91.1	334.4	3739	268.5	158
07-16-08	13:28	9073	3233	425.5	1508	1014.8	-589.3	4526	92.1	333.4	3743	267.4	158.1
07-16-08	14:55	9074	3232	425.8	1508	1014.8	-589	4526	92.1	333.4	3743	267.4	158.4
07-17-08	16:10	9075	3206	434.5	1508	1014.8	-580.3	4469	101.7	332.8	3712	276.2	158.3
07-29-08	10:52	9083	1491	1019.6	1515	1012.8	6.8	2412	716.3	303.3	2319	749.6	270
07-29-08	12:08	9084	1460	1028.4	1491	1019.6	8.8	2394	722.8	305.6	2319	749.6	270
07-29-08	13:54	9085	1491	1019.6	1491	1019.6	0	2409	717.4	302.2	2319	749.6	270
07-29-08	13:55	9086	1491	1019.6	1491	1019.6	0	2409	717.4	302.2	2319	749.6	270
09-11-08	12:13	9102	3203	435.5	1489	1020.2	-584.7	4439	107	328.5	3707	277.6	157.9
09-11-08	14:51	9103	3206	434.5	1489	1020.2	-585.7	4439	107	327.5	3715	275.3	159.2
09-11-08	16:27	9104	3223	428.8	1489	1020.2	-591.4	4455	104.1	324.7	3735	269.7	159.1
09-12-08	10:03	9105	3216	431.2	1489	1020.2	-589	4451	104.9	326.3	3727	271.9	159.3
09-16-08	10:36	9107	3189	440.3	1489	1020.2	-579.9	4408	112.6	327.7	3691	282.2	158.1
09-16-08	12:15	9108	3197	437.6	1489	1020.2	-582.6	4408	112.6	327.7	3704	278.5	159.1
09-16-08	14:51	9109	3195	438.3	1489	1020.2	-581.9	4408	112.6	327.7	3703	278.7	159.6
09-17-08	15:03	9110	3192	439.3	1489	1020.2	-580.9	4411	112	327.3	3692	281.9	157.4
09-18-08	10:52	9111	3197	437.6	1489	1020.2	-582.6	4437	107.3	330.3	3698	280.1	157.5
09-18-08	16:19	9112	3212	432.5	1489	1020.2	-587.7	4437	107.3	330.3	3716	275	157.5
09-24-08	10:07	9117	1457	1029.2	1433	1035.9	-6.7	2378	728.5	300.7	2067	837.7	191.5
10-14-08	16:19	9123	1458	1028.9	1424	1038.4	-9.5	2369	731.7	298.9	2263	769.4	259.5
10-15-08	16:22	9126	3180	443.3	1489	1020.2	-576.9	4400	114	331.4	3677	286.2	157.1
10-16-08	11:27	9127	3197	437.6	1489	1020.2	-582.6	4436	107.5	330.1	4151	164.6	273
10-16-08	14:41	9128	1456	1029.5	1424	1038.4	-8.9	2375	729.6	299.9	2260	770.5	259
10-21-08	11:04	9129	3207	434.2	1489	1020.2	-586	4449	105.2	329	3709	277	157.2
10-22-08	10:08	9131	3209	433.5	1489	1020.2	-586.7	4463	102.8	330.7	3711	276.5	157
10-22-08	11:57	9132	3215	431.5	1489	1020.2	-588.7	4463	102.8	330.7	3719	274.2	157.3
10-22-08	14:26	9133	3200	436.6	1489	1020.2	-583.6	4463	102.8	330.7	3703	278.7	157.9

DATE	TIME	RUN NO.	DC_{TRUP}	ρ_{TRUP}	DC_{FF}	ρ_{excess}	$\rho_{experiment}$	DC_{TRDN}	ρ_{TRDN}	ρ_{TRBANK}	DC_{setup}	ρ_{setup}	ρ_{pulse}
10-23-08	09:56	9134	3210	433.2	1489	1020.2	-587	4460	103.3	329.9	3712	276.2	157
10-23-08	13:49	9135	3204	435.2	1489	1020.2	-585	4460	103.3	329.9	3708	277.3	157.9
10-27-08	13:18	9136	3206	434.5	1489	1020.2	-585.7	4444	106.1	328.4	3707	277.6	156.9
11-11-08	16:26	9140	1470	1025.6	1439	1034.2	-8.6	2375	729.6	299.6	2271	766.6	259
11-19-08	13:20	9145	1544	1004.4	1439	1034.2	-29.8	2423	712.4	292	2163	804.5	199.9
11-20-08	14:26	9147	3165	448.4	1489	1020.2	-571.8	4371	119.4	329	3683	284.5	163.9
11-21-08	10:53	9149	3200	436.6	1516	1012.5	-575.9	4444	106.1	330.5	3725	272.5	164.1
11-21-08	13:24	9150	3204	435.2	1516	1012.5	-577.3	4444	106.1	330.5	3730	271.1	164.1
12-03-08	15:08	9157	1467	1026.4	1518	1011.9	14.5	2380	727.8	298.6	2380	727.8	298.6
12-08-08	14:15	9158	1518	1011.9	1518	1011.9	0	2422	712.7	299.2	2142	811.8	200.1
03-30-09	14:56	9161	1448	1031.7	1438	1034.5	-2.8	2347	739.6	292.1	2085	831.5	200.2
03-30-09	14:56	9161	1448	1031.7	1438	1034.5	-2.8	2347	739.6	292.1	2085	831.5	200.2
03-31-09	08:50	9164	1475	1024.2	1438	1034.5	-10.3	2367	732.4	291.8	2109	823.2	201
03-31-09	08:50	9164	1475	1024.2	1438	1034.5	-10.3	2367	732.4	291.8	2109	823.2	201
04-01-09	14:13	9170	1455	1029.8	1438	1034.5	-4.7	2354	737.1	292.7	2354	737.1	292.7
04-07-09	11:41	9178	1453	1030.3	1438	1034.5	-4.2	2352	737.8	292.5	2233	780	250.3
04-09-09	13:32	9180	1461	1028.1	1438	1034.5	-6.4	2368	732.1	296	2368	732.1	296
04-20-09	15:14	9185	1445	1032.6	1441	1033.7	-1.1	2372	730.7	303	1934	882.5	150.1
04-27-09	13:14	9189	1446	1032.3	1441	1033.7	-1.4	2376	729.2	303.1	2227	782.1	250.2
05-01-09	10:53	9193	1454	1030	1443	1033.1	-3.1	2393	723.1	306.9	2393	723.1	306.9
05-01-09	14:16	9197	1469	1025.8	1443	1033.1	-7.3	2389	724.6	301.2	2389	724.6	301.2
05-05-09	15:12	9199	1437	1034.8	1443	1033.1	1.7	2374	729.9	304.9	2374	729.9	304.9
05-12-09	13:13	9202	3231	426.1	1494	1018.8	-592.7	4525	92.3	333.8	3741	268	158.1
05-12-09	15:33	9203	3218	430.5	1494	1018.8	-588.3	4525	92.3	333.8	3714	275.6	154.9
05-13-09	10:39	9204	3207	434.2	1494	1018.8	-584.6	4469	101.7	332.5	3691	282.2	152
05-13-09	12:20	9205	3206	434.5	1494	1018.8	-584.3	4469	101.7	332.5	3690	282.5	152
05-14-09	10:43	9207	3207	434.2	1494	1018.8	-584.6	4469	101.7	332.5	3684	284.2	150
05-14-09	13:33	9208	3215	431.5	1494	1018.8	-587.3	4469	101.7	332.5	3697	280.5	151
05-14-09	15:36	9209	3204	435.2	1494	1018.8	-583.6	4469	101.7	332.5	3684	284.2	151
05-16-09	10:05	9210	1531	1008.2	1494	1018.8	-10.6	2433	708.8	299.4	2433	708.8	299.4

DATE	TIME	RUN NO.	DC_{TRUP}	ρ_{TRUP}	DC_{FF}	ρ_{excess}	$\rho_{experiment}$	DC_{TRDN}	ρ_{TRDN}	ρ_{TRBANK}	DC_{setup}	ρ_{setup}	ρ_{pulse}
05-16-09	10:25	9211	1498	1017.6	1494	1018.8	-1.2	2433	708.8	299.4	2381	727.4	290.2
05-16-09	11:06	9212	1453	1030.3	1494	1018.8	11.5	2433	708.8	299.4	2414	715.6	314.7
05-16-09	11:33	9213	1485	1021.3	1494	1018.8	2.5	2433	708.8	299.4	2397	721.7	299.6
05-16-09	12:04	9214	1475	1024.2	1494	1018.8	5.4	2433	708.8	299.4	2398	721.4	302.8
05-16-09	12:34	9215	1477	1023.6	1494	1018.8	4.8	2433	708.8	299.4	2390	724.2	299.4
05-16-09	13:04	9216	1476	1023.9	1494	1018.8	5.1	2433	708.8	299.4	2380	727.8	296.1
05-19-09	11:16	9217	3228	427.1	1494	1018.8	-591.7	4517	93.6	333.5	3713	275.9	151.2
05-19-09	13:54	9218	3204	435.2	1494	1018.8	-583.6	4517	93.6	333.5	3684	284.2	151
05-19-09	16:04	9219	3203	435.5	1494	1018.8	-583.3	4517	93.6	333.5	3683	284.5	151
05-20-09	09:48	9220	3222	429.2	1494	1018.8	-589.6	4509	94.9	334.3	3705	278.2	151
05-20-09	12:19	9221	3222	429.2	1494	1018.8	-589.6	4509	94.9	334.3	3707	277.6	151.6
05-21-09	11:17	9222	3200	436.6	1494	1018.8	-582.2	4455	104.1	332.5	3680	285.3	151.3
05-21-09	13:50	9223	3196	437.9	1494	1018.8	-580.9	4455	104.1	332.5	3676	286.5	151.4
05-21-09	15:53	9224	3199	436.9	1494	1018.8	-581.9	4455	104.1	332.5	3681	285.1	151.8
05-27-09	09:12	9225	3224	428.5	1494	1018.8	-590.3	4503	95.9	332.6	3709	277	151.5
05-27-09	11:00	9226	3224	428.5	1494	1018.8	-590.3	4503	95.9	332.6	3711	276.5	152
06-09-09	10:38	9229	3223	428.8	1519	1011.6	-582.8	4504	95.8	333	3708	277.3	151.5
06-09-09	12:14	9230	3232	425.8	1519	1011.6	-585.8	4504	95.8	333	3719	274.2	151.6
06-09-09	14:15	9231	3232	425.8	1519	1011.6	-585.8	4504	95.8	333	3719	274.2	151.6
06-10-09	09:29	9232	3202	435.9	1519	1011.6	-575.7	4460	103.3	332.6	3683	284.5	151.4
06-10-09	11:51	9233	3205	434.9	1519	1011.6	-576.7	4460	103.3	332.6	3687	283.3	151.6
06-10-09	14:10	9234	3207	434.2	1519	1011.6	-577.4	4460	103.3	332.6	3690	282.5	151.7
06-11-09	09:24	9235	3216	431.2	1519	1011.6	-580.4	4482	99.5	331.7	3700	279.6	151.6
06-11-09	10:57	9236	3219	430.2	1519	1011.6	-581.4	4482	99.5	331.7	3703	278.7	151.5
06-11-09	14:13	9237	3219	430.2	1519	1011.6	-581.4	4482	99.5	331.7	3703	278.7	151.5
08-04-09	12:50	9263	3204	435.2	1514	1013.1	-577.9	4468	101.9	333.3	3684	284.2	151
08-04-09	12:50	9263	3204	435.2	1514	1013.1	-577.9	4468	101.9	333.3	3684	284.2	151
08-04-09	16:14	9264	3218	430.5	1514	1013.1	-582.6	4488	98.5	332	3702	279	151.5
08-04-09	16:14	9264	3218	430.5	1514	1013.1	-582.6	4488	98.5	332	3702	279	151.5
08-05-09	11:25	9265	3218	430.5	1514	1013.1	-582.6	4492	97.8	332.7	3700	279.6	150.9

DATE	TIME	RUN NO.	DC_{TRUP}	ρ_{TRUP}	DC_{FF}	ρ_{excess}	$\rho_{experiment}$	DC_{TRDN}	ρ_{TRDN}	ρ_{TRBANK}	DC_{setup}	ρ_{setup}	ρ_{pulse}
08-05-09	11:25	9265	3218	430.5	1514	1013.1	-582.6	4492	97.8	332.7	3700	279.6	150.9
08-05-09	14:56	9266	3229	426.8	1514	1013.1	-586.3	4521	92.9	333.9	3714	275.6	151.2
08-05-09	14:56	9266	3229	426.8	1514	1013.1	-586.3	4521	92.9	333.9	3714	275.6	151.2
08-06-09	10:53	9267	3229	426.8	1514	1013.1	-586.3	4510	94.8	332	3714	275.6	151.2
08-06-09	10:53	9267	3229	426.8	1514	1013.1	-586.3	4510	94.8	332	3714	275.6	151.2
08-06-09	15:54	9268	3229	426.8	1514	1013.1	-586.3	4516	93.8	333	3715	275.3	151.5
08-06-09	15:54	9268	3229	426.8	1514	1013.1	-586.3	4516	93.8	333	3715	275.3	151.5
08-11-09	11:08	9269	3200	436.6	1514	1013.1	-576.5	4452	104.7	331.9	3679	285.6	151
08-11-09	11:08	9269	3200	436.6	1514	1013.1	-576.5	4452	104.7	331.9	3679	285.6	151
08-11-09	15:45	9270	3209	433.5	1514	1013.1	-579.6	4478	100.2	333.3	3691	282.2	151.3
08-11-09	15:45	9270	3209	433.5	1514	1013.1	-579.6	4478	100.2	333.3	3691	282.2	151.3
08-12-09	11:28	9271	3210	433.2	1514	1013.1	-579.9	4479	100	333.2	3691	282.2	151
08-12-09	11:28	9271	3210	433.2	1514	1013.1	-579.9	4479	100	333.2	3691	282.2	151
09-09-09	14:42	9292	1497	1017.9	1448	1031.7	-13.8	2421	713.1	306.2	2271	766.6	251.3
09-22-09	14:38	9298	1481	1022.5	1448	1031.7	-9.2	2407	718.1	305.5	2255	772.3	250.2
09-23-09	11:18	9299	1494	1018.8	1448	1031.7	-12.9	2418	714.2	304.6	2265	768.7	250.1
09-24-09	15:33	9302	1475	1024.2	1448	1031.7	-7.5	2402	719.9	305.4	2249	774.4	249.8
10-06-09	09:48	9309	3231	426.1	1514	1013.1	-587	4527	91.9	334.2	3717	274.8	151.3
10-06-09	11:31	9310	3238	423.8	1514	1013.1	-589.3	4540	89.8	334	3725	272.5	151.3
10-06-09	14:43	9311	3243	422.1	1514	1013.1	-591	4549	88.4	333.7	3731	270.8	151.3
10-20-09	09:43	9317	3230	426.5	1510	1014.2	-587.7	4525	92.3	334.2	3715	275.3	151.2
10-20-09	11:15	9318	3231	426.1	1510	1014.2	-588.1	4528	91.8	334.3	3792	253.8	172.3
10-20-09	14:38	9319	3235	424.8	1510	1014.2	-589.4	4535	90.6	334.2	3909	222.7	202.1
10-27-09	09:59	9321	3238	423.8	1510	1014.2	-590.4	4551	88.1	335.7	3725	272.5	151.3
10-27-09	11:36	9322	3240	423.1	1510	1014.2	-591.1	4551	88.1	335.7	3728	271.6	151.5
10-27-09	14:34	9323	3247	420.8	1510	1014.2	-593.4	4551	88.1	335.7	3737	269.1	151.7
10-28-09	10:38	9324	3239	423.4	1510	1014.2	-590.8	4549	88.4	335	3726	272.2	151.2
10-28-09	12:04	9325	3245	421.4	1510	1014.2	-592.8	4549	88.4	335	3735	269.7	151.7
10-28-09	14:43	9326	3253	418.8	1510	1014.2	-595.4	4549	88.4	335	3744	267.1	151.7
10-29-09	11:01	9327	3215	431.5	1510	1014.2	-582.7	4496	97.1	334.4	3698	280.2	151.3

DATE	TIME	RUN NO.	DC_{TRUP}	ρ_{TRUP}	DC_{FF}	ρ_{excess}	$\rho_{experiment}$	DC_{TRDN}	ρ_{TRDN}	ρ_{TRBANK}	DC_{setup}	ρ_{setup}	ρ_{pulse}
10-29-09	12:38	9328	3210	433.2	1510	1014.2	-581	4496	97.1	334.4	3692	281.9	151.3
10-29-09	15:24	9329	3219	430.2	1510	1014.2	-584	4499	96.6	333.6	3703	278.7	151.5
11-03-09	12:46	9331	3212	432.5	1510	1014.2	-581.7	4496	97.1	335.4	3694	281.3	151.2
11-03-09	14:23	9332	3220	429.8	1510	1014.2	-584.4	4497	96.9	332.9	3704	278.5	151.3
11-04-09	09:41	9333	3229	426.8	1510	1014.2	-587.4	4520	93.1	333.7	3714	275.6	151.2
11-04-09	11:14	9334	3226	427.8	1510	1014.2	-586.4	4522	92.8	335	3710	276.7	151.1
11-04-09	14:48	9335	3219	430.2	1510	1014.2	-584	4498	96.8	333.4	3702	279	151.2
11-05-09	10:06	9336	3218	430.5	1510	1014.2	-583.7	4495	97.3	333.2	3700	279.6	150.9
11-05-09	12:12	9337	3216	431.2	1510	1014.2	-583	4500	96.4	334.8	3698	280.2	151
11-05-09	15:15	9338	3218	430.5	1510	1014.2	-583.7	4508	95.1	335.4	3701	279.3	151.2
11-17-09	09:45	9344	3225	428.1	1509	1014.5	-586.4	4515	93.9	334.2	3709	277	151.1
11-17-09	11:26	9345	3229	426.8	1509	1014.5	-587.7	4523	92.6	334.2	3714	275.6	151.2
11-17-09	14:53	9346	3239	423.4	1509	1014.5	-591.1	4544	89.2	334.2	3726	272.2	151.2
11-18-09	09:37	9347	3235	424.8	1509	1014.5	-589.7	4538	90.2	334.6	3721	273.6	151.2
11-19-09	10:09	9349	3240	423	1509	1014.5	-591.5	4550	88.2	334.8	3726	272.1	150.9
12-01-09	10:26	9350	3240	423.1	1509	1014.5	-591.4	4550	88.2	334.9	3726	272.2	150.9
12-01-09	12:34	9351	3227	427.5	1509	1014.5	-587	4515	93.9	333.6	3712	276.2	151.3
12-01-09	14:43	9352	3222	429.2	1509	1014.5	-585.3	4510	94.8	334.4	3705	278.2	151
12-02-09	10:33	9354	3234	425.1	1516	1012.5	-587.4	4535	90.6	334.5	3720	273.9	151.2
12-02-09	12:37	9355	3237	424.1	1516	1012.5	-588.4	4537	90.3	333.8	3722	273.3	150.8
12-02-09	15:01	9356	3233	425.5	1516	1012.5	-587	4538	90.2	335.3	3718	274.5	151
12-03-09	09:56	9357	3236	424.5	1516	1012.5	-588	4542	89.5	335	3721	273.6	150.9
12-03-09	11:43	9358	3245	421.4	1516	1012.5	-591.1	4553	87.7	333.7	3732	270.5	150.9
12-03-09	13:57	9359	3235	424.8	1516	1012.5	-587.7	4542	89.5	335.3	3720	273.9	150.9
12-03-09	16:16	9360	3232	425.8	1516	1012.5	-586.7	4521	92.9	332.9	3717	274.8	151
12-08-09	11:39	9361	3218	430.5	1516	1012.5	-582	4492	97.8	332.7	3700	279.6	150.9
12-08-09	14:24	9362	3219	430.2	1516	1012.5	-582.3	4497	96.9	333.3	3776	258.2	172
12-08-09	16:10	9363	3224	428.5	1516	1012.5	-584	4511	94.6	333.9	4048	188.3	240.2
12-09-09	09:51	9364	3225	428.1	1516	1012.5	-584.4	4516	93.8	334.3	3709	277	151.1
12-09-09	12:16	9365	3220	429.8	1516	1012.5	-582.7	4508	95.1	334.7	3703	278.7	151.1

DATE	TIME	RUN NO.	DC_{TRUP}	ρ_{TRUP}	DC_{FF}	ρ_{excess}	$\rho_{experiment}$	DC_{TRDN}	ρ_{TRDN}	ρ_{TRBANK}	DC_{setup}	ρ_{setup}	ρ_{pulse}
12-09-09	15:34	9366	3229	426.8	1516	1012.5	-585.7	4521	92.9	333.9	3901	224.8	202
12-10-09	09:18	9367	3228	427.1	1516	1012.5	-585.4	4523	92.6	334.5	3810	248.9	178.2
12-10-09	11:45	9368	3234	425.1	1516	1012.5	-587.4	4532	91.1	334	3862	235	190.1
12-15-09	10:08	9371	3239	423.4	1516	1012.5	-589.1	4548	88.5	334.9	3751	265.2	158.2
12-16-09	09:25	9374	3236	424.5	1516	1012.5	-588	4550	88.2	336.3	3748	266	158.5
12-16-09	13:41	9375	3252	419.1	1516	1012.5	-593.4	4550	88.2	336.3	3886	228.7	190.4
12-16-09	16:08	9376	3259	416.8	1516	1012.5	-595.7	4550	88.2	336.3	4592	81.6	335.2
12-17-09	10:06	9377	3227	427.5	1516	1012.5	-585	4532	91.1	336.4	3853	237.4	190.1
12-17-09	14:27	9378	3230	426.5	1516	1012.5	-586	4532	91.1	336.4	4457	103.8	322.7
12-22-09	13:44	9379	1441	1033.7	1448	1031.7	2	2382	727.1	306.6	2223	783.5	250.2
01-06-10	15:08	9381	1447	1032	1444	1032.8	-0.8	2386	725.6	306.4	2368	732.1	299.9
01-14-10	11:52	9384	1457	1029.2	1444	1032.8	-3.6	2393	723.1	306.1	2092	829.1	200.1
01-20-10	15:57	9394	3228	427.1	1516	1012.5	-585.4	4522	92.8	334.3	3717	274.8	152.3
01-21-10	10:34	9395	3228	427.1	1516	1012.5	-585.4	4530	91.5	335.6	3715	275.3	151.8
01-21-10	12:12	9396	3235	424.8	1516	1012.5	-587.7	4530	91.5	335.6	3723	273.1	151.7
01-21-10	15:22	9397	3240	423.1	1516	1012.5	-589.4	4530	91.5	335.6	3730	271.1	152
01-26-10	11:32	9398	3227	427.5	1516	1012.5	-585	4520	93.1	334.4	3714	275.6	151.9
01-26-10	15:25	9399	3233	425.5	1516	1012.5	-587	4520	93.1	334.4	3721	273.6	151.9
01-26-10	17:11	9400	3233	425.5	1516	1012.5	-587	4520	93.1	334.4	4038	190.7	234.8
01-27-10	14:54	9401	3220	429.8	1516	1012.5	-582.7	4501	96.3	333.5	4501	96.3	333.5
01-27-10	16:30	9402	3219	430.2	1516	1012.5	-582.3	4518	93.4	336.8	4518	93.4	336.8
01-28-10	15:53	9407	1217	1092.4	1125	1114.4	-22	2165	803.8	288.6	2165	803.8	288.6
02-11-10	10:07	9421	1523	1010.5	1523	1010.5	0	2438	707	303.5	2218	785.3	225.2
02-11-10	11:04	9422	1533	1007.6	1523	1010.5	-2.9	2438	707	303.5	2226	782.5	225.1
02-11-10	11:46	9423	1528	1009	1523	1010.5	-1.5	2438	707	303.5	2222	783.9	225.1
02-11-10	13:35	9424	1527	1009.3	1523	1010.5	-1.2	2438	707	303.5	2221	784.2	225.1
02-11-10	14:21	9425	1523	1010.5	1523	1010.5	0	2438	707	303.5	2217	785.6	224.9
02-11-10	15:03	9426	1525	1009.8	1523	1010.5	-0.7	2438	707	303.5	2219	784.9	224.9
02-11-10	15:46	9427	1521	1011	1523	1010.5	0.5	2438	707	303.5	2216	786	225
02-16-10	11:46	9428	3210	433.2	1523	1010.5	-577.3	4484	99.2	334	3691	282.1	151.1

DATE	TIME	RUN NO.	DC_{TRUP}	ρ_{TRUP}	DC_{FF}	ρ_{excess}	$\rho_{experiment}$	DC_{TRDN}	ρ_{TRDN}	ρ_{TRBANK}	DC_{setup}	ρ_{setup}	ρ_{pulse}
02-16-10	13:36	9429	3221	429.5	1523	1010.5	-581	4506	95.4	334.1	3706	278	151.5
02-16-10	15:22	9430	3223	428.8	1523	1010.5	-581.7	4510	94.8	334	3708	277.3	151.5
02-18-10	13:49	9440	3208	433.9	1523	1010.5	-576.6	4481	99.6	334.3	3690	282.5	151.4
03-02-10	15:00	9456	1502	1016.5	1505	1015.6	0.9	2423	712.4	304.1	2423	712.4	304.1
03-02-10	15:32	9457	1490	1019.9	1505	1015.6	4.3	2420	713.5	306.4	2420	713.5	306.4
03-10-10	12:38	9460	3218	430.5	1505	1015.6	-585.1	4506	95.4	335.1	3699	279.9	150.6
03-10-10	16:30	9461	3219	430.2	1505	1015.6	-585.4	4506	95.4	334.8	4506	95.4	334.8
03-11-10	10:28	9462	3209	433.5	1505	1015.6	-582.1	4487	98.6	334.9	4487	98.6	334.9
03-11-10	15:17	9463	3219	430.2	1505	1015.6	-585.4	4487	98.6	334.9	4522	92.8	337.4
03-12-10	10:36	9464	3215	431.5	1505	1015.6	-584.1	4502	96.1	335.4	4502	96.1	335.4
03-12-10	15:10	9465	3218	430.5	1505	1015.6	-585.1	4505	95.6	334.9	4505	95.6	334.9
03-16-10	09:53	9466	3225	428.1	1505	1015.6	-587.5	4523	92.6	335.5	4523	92.6	335.5
03-16-10	14:56	9467	3233	425.5	1505	1015.6	-590.1	4537	90.3	335.2	4523	92.6	335.5
03-17-10	11:13	9468	3237	424.1	1505	1015.6	-591.5	4556	87.3	336.8	3723	273.1	151
03-17-10	13:01	9469	3237	424.1	1505	1015.6	-591.5	4554	87.6	336.5	3730	271.1	153
03-18-10	16:19	9473	3207	434.2	1505	1015.6	-581.4	4487	98.6	335.6	3688	283	151.2
03-23-10	14:44	9475	3243	422.1	1505	1015.6	-593.5	4543	89.3	332.8	4096	177	245.1
03-24-10	15:50	9478	3375	378.7	1505	1015.6	-636.9	4943	36.9	341.8	3886	228.7	150
03-25-10	12:18	9480	3243	422.1	1505	1015.6	-593.5	4564	86	336.1	4096	177	245.1
03-30-10	13:55	9484	3208	433.9	1505	1015.6	-581.7	4478	100.2	333.7	3688	283	150.9
03-30-10	15:53	9485	3212	432.5	1505	1015.6	-583.1	4495	97.3	335.2	4028	193.1	239.4
03-31-10	10:32	9486	3225	428.1	1505	1015.6	-587.5	4507	95.3	332.8	4507	95.3	332.8
04-01-10	13:59	9488	1223	1090.9	1125	1114.4	-23.5	2172	801.4	289.5	2172	801.4	289.5
04-07-10	12:12	9497	3216	431.2	1505	1015.6	-584.4	4506	95.4	335.8	3700	279.6	151.6
04-07-10	15:01	9498	3225	428.1	1505	1015.6	-587.5	4506	95.4	335.8	4028	193.1	235
04-08-10	11:02	9499	3225	428.1	1505	1015.6	-587.5	4517	93.6	334.5	3709	277	151.1
04-09-10	13:37	9501	1518	1011.9	1505	1015.6	-3.7	2431	709.5	302.4	2431	709.5	302.4
04-13-10	11:28	9502	1286	1075	1518	1011.9	63.1	2278	764.1	310.9	2278	764.1	310.9
04-14-10	12:04	9503	1275	1077.9	1518	1011.9	66	2270	767	310.9	2270	767	310.9
04-15-10	10:28	9504	1285	1075.3	1518	1011.9	63.4	2280	763.4	311.9	2280	763.4	311.9

DATE	TIME	RUN NO.	DC_{TRUP}	ρ_{TRUP}	DC_{FF}	ρ_{excess}	$\rho_{experiment}$	DC_{TRDN}	ρ_{TRDN}	ρ_{TRBANK}	DC_{setup}	ρ_{setup}	ρ_{pulse}
05-06-10	14:09	9506	1507	1015.1	1492	1019.3	-4.2	2428	710.6	304.5	2426	711.3	303.8
05-13-10	11:19	9508	1263	1080.9	1492	1019.3	61.6	2261	770.1	310.8	2261	770.1	310.8
05-13-10	15:50	9509	1269	1079.4	1492	1019.3	60.1	2265	768.7	310.7	2265	768.7	310.7
05-14-10	11:28	9510	1265	1080.4	1492	1019.3	61.1	2266	768.4	312	2266	768.4	312
05-18-10	11:10	9511	3197	437.6	1492	1019.3	-581.7	4463	102.8	334.8	3707	277.6	160
05-18-10	14:34	9512	3203	435.5	1492	1019.3	-583.8	4474	100.9	334.6	3714	275.6	159.9
05-18-10	15:31	9513	3209	433.5	1492	1019.3	-585.8	4483	99.3	334.2	3721	273.6	159.9
05-19-10	11:13	9514	3205	434.9	1492	1019.3	-584.4	4473	101	333.9	3716	275	159.9
05-19-10	12:59	9515	3204	435.2	1492	1019.3	-584.1	4473	101	333.9	3715	275.3	159.9
05-19-10	15:22	9516	3207	434.2	1492	1019.3	-585.1	4473	101	333.9	3718	274.5	159.7
05-20-10	10:06	9517	3200	436.6	1492	1019.3	-582.7	4471	101.4	335.2	3721	273.6	163
05-20-10	12:06	9518	3200	436.6	1492	1019.3	-582.7	4462	102.9	333.7	3746	266.6	170
05-20-10	15:05	9519	3206	434.5	1492	1019.3	-584.8	4474	100.9	333.6	3757	263.5	171
05-27-10	14:53	9524	1517	1012.2	1492	1019.3	-7.1	2428	710.6	304.5	2141	812.2	200
05-27-10	15:50	9525	1504	1015.9	1492	1019.3	-3.4	2428	710.6	304.5	2259	770.8	245.1
05-27-10	16:28	9526	1497	1017.9	1492	1019.3	-1.4	2330	745.6	272.3	2338	742.8	275.1
06-08-10	09:21	9528	3215	431.5	1496	1018.2	-586.7	4500	96.4	335.1	3764	261.6	169.9
06-08-10	10:58	9529	3225	428.1	1496	1018.2	-590.1	4521	92.9	335.2	3777	258	170.1
06-08-10	14:07	9530	3225	428.1	1496	1018.2	-590.1	4515	93.9	334.2	3916	220.9	207.2
06-09-10	09:53	9531	3221	429.5	1496	1018.2	-588.7	4483	99.3	330.2	3771	259.6	169.9
06-09-10	11:51	9532	3200	436.6	1496	1018.2	-581.6	4460	103.3	333.3	3750	265.5	171.1
06-09-10	14:10	9533	3201	436.2	1496	1018.2	-582	4461	103.1	333.1	4087	179.1	257.1
06-10-10	08:53	9534	3213	432.2	1496	1018.2	-586	4493	97.6	334.6	3761	262.4	169.8
06-10-10	10:59	9535	3211	432.9	1496	1018.2	-585.3	4487	98.6	334.3	3759	263	169.9
06-10-10	14:12	9536	3219	430.2	1496	1018.2	-588	4505	95.6	334.6	3769	260.2	170
06-15-10	10:50	9537	1298	1072	1496	1018.2	53.8	2287	760.9	311.1	2287	760.9	311.1
06-15-10	14:58	9538	1265	1080.4	1496	1018.2	62.2	2287	760.9	311.1	2264	769.1	311.3
06-16-10	10:38	9539	1469	1025.8	1496	1018.2	7.6	2398	721.4	304.4	2398	721.4	304.4
06-16-10	11:04	9540	1451	1030.9	1496	1018.2	12.7	2398	721.4	304.4	2384	726.4	304.5
06-16-10	14:46	9541	1306	1069.9	1496	1018.2	51.7	2291	759.5	310.4	2124	818.1	251.8

DATE	TIME	RUN NO.	DC_{TRUP}	ρ_{TRUP}	DC_{FF}	ρ_{excess}	$\rho_{experiment}$	DC_{TRDN}	ρ_{TRDN}	ρ_{TRBANK}	DC_{setup}	ρ_{setup}	ρ_{pulse}
06-17-10	10:15	9542	1280	1076.6	1496	1018.2	58.4	2270	767	309.6	2270	767	309.6
06-17-10	15:14	9544	1480	1022.7	1496	1018.2	4.5	2403	719.6	306.2	2050	843.5	179.2
06-17-10	15:38	9545	1471	1025.3	1496	1018.2	7.1	2403	719.6	306.2	2392	723.5	301.8
06-23-10	11:07	9547	1523	1010.5	1496	1018.2	-7.7	2440	706.3	304.2	2440	706.3	304.2
07-06-10	11:05	9550	1259	1081.9	1496	1018.2	63.7	2257	771.4	310.5	2257	771.4	310.5
07-06-10	16:00	9551	1261	1081.4	1496	1018.2	63.2	2260	770.5	310.9	2260	770.5	310.9
07-07-10	15:05	9552	1260	1081.7	1496	1018.2	63.5	2259	770.8	310.9	2259	770.8	310.9
07-08-10	10:09	9553	1283	1075.8	1496	1018.2	57.6	2274	765.6	310.2	2274	765.6	310.2
07-08-10	14:55	9554	1277	1077.3	1496	1018.2	59.1	2266	768.4	308.9	2266	768.4	308.9
07-13-10	13:56	9557	1427	1037.5	1494	1018.8	18.7	2344	740.5	297	1976	868.5	169
07-13-10	15:28	9558	1423	1038.6	1494	1018.8	19.8	2343	741	297.6	1973	869.6	169
07-14-10	11:36	9559	1414	1041.1	1494	1018.8	22.3	2333	744.5	296.6	1962	873.1	168
07-20-10	11:02	9560	1406	1043.3	1494	1018.8	24.5	2331	745.3	298	1954	875.9	167.4
07-21-10	14:14	9561	1403	1044.1	1494	1018.8	25.3	2330	745.6	298.5	1951	876.9	167.2
07-22-10	11:30	9563	1419	1039.6	1494	1018.8	20.8	2349	738.8	300.8	1966	871.7	167.9
07-27-10	11:21	9566	3212	432.5	1494	1018.8	-586.3	4494	97.5	335	3761	262.4	170.1
07-27-10	12:57	9567	3223	428.8	1494	1018.8	-590	4510	94.8	334	3778	257.7	171.1
07-27-10	15:12	9568	3208	433.9	1494	1018.8	-584.9	4465	102.4	331.5	3759	263	170.9
07-28-10	10:26	9569	3211	432.9	1494	1018.8	-585.9	4485	99	333.9	3759	263	169.9
07-28-10	12:10	9570	3212	432.5	1494	1018.8	-586.3	4497	97	335.5	3760	262.7	169.8
07-28-10	15:10	9571	3215	431.5	1494	1018.8	-587.3	4492	97.7	333.8	3763	261.8	169.7
07-29-10	09:37	9572	3222	429.2	1494	1018.8	-589.6	4505	95.6	333.6	3771	259.7	169.5
07-29-10	11:02	9573	3221	429.4	1494	1018.8	-589.4	4507	95.3	334.1	3770	259.9	169.5
09-28-10	10:58	9575	3197	437.6	1494	1018.8	-581.2	4461	103.1	334.5	3741	268	169.6
08-03-10	15:52	9578	1446	1032.3	1430	1036.7	-4.4	2385	726	305.7	2252	773.3	259
08-04-10	10:40	9579	1263	1080.9	1494	1018.8	62.1	2259	770.8	310.1	2259	770.8	310.1
08-04-10	15:56	9580	1294	1073	1494	1018.8	54.2	2283	762.3	310.7	2283	762.3	310.7
08-05-10	15:08	9583	1468	1026.2	1430	1036.7	-10.5	2391	723.9	305	2270	767.1	259.1
08-10-10	15:47	9586	1460	1028.4	1430	1036.7	-8.3	2389	724.6	304.6	2264	769.2	259.2
08-11-10	15:40	9589	1436	1035	1430	1036.7	-1.7	2369	731.7	305.8	2245	775.8	259.2

DATE	TIME	RUN NO.	DC_{TRUP}	ρ_{TRUP}	DC_{FF}	ρ_{excess}	$\rho_{experiment}$	DC_{TRDN}	ρ_{TRDN}	ρ_{TRBANK}	DC_{setup}	ρ_{setup}	ρ_{pulse}
08-12-10	11:41	9590	3187	441	1494	1018.8	-577.8	4432	108.2	332.8	3694	281.3	159.7
08-12-10	15:45	9591	3187	441	1494	1018.8	-577.8	4432	108.2	332.8	3692	281.9	159.1
08-17-10	15:32	9594	1439	1034.2	1430	1036.7	-2.5	2379	728.2	305.5	2247	775.1	259.1
09-07-10	11:36	9608	3178	444	1494	1018.8	-574.8	4423	109.8	334.2	4423	109.8	334.2
09-16-10	13:51	9614	1275	1077.9	1494	1018.8	59.1	2271	766.6	311.3	2271	766.6	311.3
09-28-10	13:22	9617	3208	433.9	1494	1018.8	-584.9	4473	101	332.9	3754	264.3	169.6
09-28-10	16:13	9618	3208	433.9	1494	1018.8	-584.9	4478	100.2	333.7	3752	264.9	169
09-29-10	10:56	9619	3212	432.5	1494	1018.8	-586.3	4480	99.8	332.7	3758	263.2	169.3
09-29-10	13:18	9620	3210	433.2	1494	1018.8	-585.6	4483	99.3	333.9	3756	263.8	169.4
09-30-10	10:39	9621	3212	432.6	1494	1018.8	-586.2	4495	97.3	335.3	3758	263.2	169.4
09-30-10	12:45	9622	3212	432.5	1494	1018.8	-586.3	4493	97.6	334.9	3758	263.2	169.3
09-30-10	15:19	9623	3216	431	1494	1018.8	-587.8	4505	95.6	335.4	3765	261.3	169.7
10-13-10	11:15	9629	1274	1078.1	1490	1019.9	58.2	2268	767.7	310.4	2268	767.7	310.4
10-13-10	16:36	9630	1259	1081.9	1490	1019.9	62	2258	771.2	310.7	2258	771.2	310.7
10-14-10	15:21	9631	1465	1027	1430	1036.7	-9.7	2396	722.1	304.9	2396	722.1	304.9
10-14-10	16:12	9632	1457	1029.2	1430	1036.7	-7.5	2396	722.1	307.1	2396	722.1	307.1
10-14-10	16:49	9633	1451	1030.9	1430	1036.7	-5.8	2384	726.4	304.5	2384	726.4	304.5
10-19-10	10:06	9634	1431	1036.4	1430	1036.7	-0.3	2374	730	306.4	2374	730	306.4
10-19-10	11:00	9635	1428	1037.3	1430	1036.7	0.6	2373	730.2	307.1	2373	730.2	307.1
10-19-10	12:59	9636	1417	1040.3	1430	1036.7	3.6	2367	732.4	307.9	2367	732.4	307.9
10-19-10	14:59	9637	1441	1033.6	1430	1036.7	-3.1	2383	726.7	306.9	2383	726.7	306.9
10-19-10	15:50	9638	1423	1038.6	1430	1036.7	1.9	2377	728.8	309.8	2377	728.8	309.8
10-19-10	16:32	9639	1412	1041.7	1430	1036.7	5	2372	730.7	311	2372	730.7	311
10-19-10	16:58	9640	1398	1045.3	1430	1036.7	8.6	2365	733.2	312.1	2365	733.2	312.1
10-20-10	09:47	9641	1435	1035.3	1430	1036.7	-1.4	2375	729.6	305.7	2375	729.6	305.7
10-20-10	12:23	9642	1430	1036.7	1430	1036.7	0	2373	730.2	306.5	2373	730.3	306.4
10-20-10	12:53	9643	1440	1033.9	1430	1036.7	-2.8	2384	726.4	307.5	2384	726.4	307.5
10-20-10	14:50	9644	1394	1046.6	1430	1036.7	9.9	2350	738.7	307.9	2350	738.7	307.9
10-20-10	15:18	9645	1388	1048.2	1430	1036.7	11.5	2337	743.2	305	2337	743.2	305
10-20-10	15:43	9646	1360	1055.7	1430	1036.7	19	2336	743.4	312.3	2336	743.4	312.3

DATE	TIME	RUN NO.	DC_{TRUP}	ρ_{TRUP}	DC_{FF}	ρ_{excess}	$\rho_{experiment}$	DC_{TRDN}	ρ_{TRDN}	ρ_{TRBANK}	DC_{setup}	ρ_{setup}	ρ_{pulse}
10-20-10	16:35	9648	1340	1061	1430	1036.7	24.3	2320	749.2	311.8	2320	749.2	311.8
10-20-10	17:01	9649	1352	1057.8	1430	1036.7	21.1	2323	748.1	309.7	2323	748.1	309.7
10-21-10	11:05	9650	1430	1036.7	1430	1036.7	0	2372	730.7	306	2372	730.7	306
10-21-10	13:14	9651	1424	1038.4	1430	1036.7	1.7	2371	731	307.4	2371	731	307.4
10-21-10	14:32	9652	1421	1039.2	1430	1036.7	2.5	2369	731.8	307.4	2369	731.8	307.4
10-21-10	15:03	9653	1398	1045.5	1430	1036.7	8.8	2351	738.3	307.2	2351	738.3	307.2
10-21-10	15:42	9654	1403	1044.1	1430	1036.7	7.4	2348	739.2	304.9	2348	739.2	304.9
10-22-10	11:30	9655	3024	497.1	1430	1036.7	-539.6	4139	167.3	329.8	4139	167.3	329.8
10-22-10	12:10	9656	3021	498.2	1430	1036.7	-538.5	4138	167.5	330.7	4138	167.5	330.7
10-22-10	14:33	9657	3038	492.1	1430	1036.7	-544.6	4159	162.8	329.3	4159	162.8	329.3
10-22-10	15:06	9658	3026	496.4	1430	1036.7	-540.3	4144	166.1	330.3	4144	166.1	330.3
10-26-10	10:47	9659	1218	1092.2	1490	1019.9	72.3	2236	779	313.2	2236	779	313.2
10-26-10	15:41	9660	1210	1094.1	1490	1019.9	74.2	2222	783.8	310.3	2222	783.8	310.3
10-27-10	10:28	9661	1225	1090.3	1490	1019.9	70.4	2239	777.9	312.4	2239	777.9	312.4
10-28-10	12:49	9662	1249	1084.4	1490	1019.9	64.5	2251	773.8	310.6	2251	773.8	310.6
10-28-10	14:33	9663	1234	1088.1	1490	1019.9	68.2	2247	775.1	313	2247	775.1	313
10-28-10	15:35	9664	1234	1088.1	1490	1019.9	68.2	2242	776.8	311.3	2242	776.8	311.3
11-02-10	11:26	9665	1174	1102.8	1490	1019.9	82.9	2198	792.2	310.6	2198	792.2	310.6
11-02-10	16:34	9666	1177	1102.1	1490	1019.9	82.2	2207	789.1	313	2207	789.1	313
11-04-10	15:51	9669	1228	1089.7	1490	1019.9	69.8	2237	778.6	311.1	2237	778.6	311.1
11-04-10	16:20	9670	1211	1093.8	1490	1019.9	73.9	2228	781.9	311.9	2228	781.9	311.9
11-10-10	14:46	9674	3186	441.3	1499	1017.3	-576	4431	108.4	332.9	3815	247.6	193.7
11-10-10	16:33	9675	3199	436.9	1499	1017.3	-580.4	4431	108.4	332.9	3859	235.8	201.1
11-11-10	10:32	9676	3194	438.6	1499	1017.3	-578.7	4448	105.4	333.2	3852	237.6	201
11-11-10	15:19	9677	3197	437.5	1499	1017.3	-579.8	4448	105.4	333.2	3856	236.6	200.9
11-16-10	16:55	9679	3174	445.4	1499	1017.3	-571.9	4410	112.2	333.2	3827	244.3	201.1
11-17-10	11:02	9680	3192	439.4	1499	1017.3	-577.9	4432	108.2	331.2	3845	239.6	199.8
11-17-10	13:43	9681	3192	439.2	1499	1017.3	-578.1	4432	108.2	331.2	4002	199.4	239.8
11-17-10	16:40	9682	3200	436.7	1499	1017.3	-580.6	4432	108.2	331.2	3988	202.7	234
11-18-10	11:42	9683	3200	436.6	1499	1017.3	-580.7	4454	104.3	332.3	3981	204.6	232

DATE	TIME	RUN NO.	DC_{TRUP}	ρ_{TRUP}	DC_{FF}	ρ_{excess}	$\rho_{experiment}$	DC_{TRDN}	ρ_{TRDN}	ρ_{TRBANK}	DC_{setup}	ρ_{setup}	ρ_{pulse}
11-18-10	16:15	9684	3200	436.5	1499	1017.3	-580.8	4454	104.3	332.3	3981	204.6	231.9
11-19-10	10:08	9685	1492	1019.3	1499	1017.3	2	2413	716	303.3	2413	716	303.3
11-30-10	11:31	9693	1469	1025.9	1499	1017.3	8.6	2394	722.8	303.1	2245	775.7	250.2
11-30-10	13:07	9694	1467	1026.4	1499	1017.3	9.1	2394	722.8	303.1	2248	774.8	251.6
11-30-10	14:16	9695	1455	1029.8	1499	1017.3	12.5	2394	722.8	303.1	2237	778.7	251.1
11-30-10	15:55	9696	1472	1025	1499	1017.3	7.7	2394	722.8	303.1	2253	772.8	252.2
12-01-10	12:09	9697	1470	1025.4	1499	1017.3	8.1	2399	721	304.4	2249	774.4	251
12-01-10	12:48	9698	1460	1028.4	1499	1017.3	11.1	2399	721	304.4	2240	777.4	251
12-01-10	14:03	9699	1466	1026.7	1499	1017.3	9.4	2399	721	304.4	2246	775.4	251.3
12-01-10	14:55	9700	1455	1029.8	1499	1017.3	12.5	2399	721	304.4	2237	778.6	251.2
12-01-10	15:46	9701	1453	1030.3	1499	1017.3	13	2399	721	304.4	2235	779.3	251
12-02-10	12:59	9702	1272	1078.6	1499	1017.3	61.3	2268	767.7	310.9	2006	858.4	220.2
12-02-10	16:59	9703	1268	1079.6	1499	1017.3	62.3	2268	767.7	310.9	2265	768.8	310.8
12-14-10	11:36	9705	3206	434.7	1501	1016.8	-582.1	4475	100.7	334	4123	170.9	263.8
12-14-10	16:19	9706	3217	430.8	1501	1016.8	-586	4475	100.7	334	4143	166.3	264.5
12-16-10	10:47	9713	3218	430.5	1501	1016.8	-586.3	4498	96.8	333.7	3767	260.7	169.8
12-16-10	12:04	9714	3226	428	1501	1016.8	-588.8	4498	96.8	333.7	3888	228.2	199.8
12-16-10	15:11	9715	3226	427.6	1501	1016.8	-589.2	4498	96.8	333.7	4044	189.2	238.4
01-05-11	16:56	9716	1488	1020.5	1501	1016.8	3.7	2410	717	303.5	2400	720.6	299.9
01-06-11	13:39	9718	1484	1021.6	1481	1022.5	-0.9	2408	717.8	303.8	2257	771.5	250.1
01-10-11	15:56	9719	1485	1021.4	1481	1022.5	-1.1	2405	718.8	302.6	2115	821.2	200.2
01-13-11	11:04	9720	1491	1019.6	1481	1022.5	-2.9	2419	713.8	305.8	1973	869.5	150.1
01-26-11	10:46	9728	3258	417.1	1481	1022.5	-605.4	4588	82.2	334.9	4588	82.2	334.9
02-01-11	12:26	9733	1266	1080.3	1501	1016.8	63.5	2266	768.2	312.1	2266	768.2	312.1
02-01-11	17:26	9734	1266	1080.3	1481	1022.5	57.8	2266	768.3	312	2266	768.3	312
02-02-11	12:57	9735	1249	1084.5	1481	1022.5	62	2258	771.1	313.4	2258	771.1	313.4
02-02-11	15:11	9736	1271	1078.9	1481	1022.5	56.4	2270	767	311.9	2270	767	311.9
02-09-11	10:39	9744	3200	436.6	1481	1022.5	-585.9	4467	102.1	334.5	3747	266.4	170.2
02-09-11	12:01	9745	3198	437.1	1481	1022.5	-585.4	4466	102.2	334.9	3745	266.9	170.2
02-09-11	14:48	9746	3206	434.5	1481	1022.5	-588	4471	101.4	333.1	3894	226.5	208

DATE	TIME	RUN NO.	DC_{TRUP}	ρ_{TRUP}	DC_{FF}	ρ_{excess}	$\rho_{experiment}$	DC_{TRDN}	ρ_{TRDN}	ρ_{TRBANK}	DC_{setup}	ρ_{setup}	ρ_{pulse}
02-10-11	15:32	9750	3186	441.4	1481	1022.5	-581.1	4439	107	334.4	4065	184.3	257.1
02-11-11	15:48	9753	3193	438.9	1481	1022.5	-583.6	4452	104.7	334.2	3737	269	169.9
02-15-11	12:54	9755	3207	434.2	1481	1022.5	-588.3	4479	100	334.2	3892	227.3	206.9
02-15-11	16:00	9756	3192	439.3	1481	1022.5	-583.2	4440	106.8	332.5	4074	182.3	257
02-16-11	15:54	9759	1466	1026.5	1430	1036.7	-10.2	2393	723.1	304.4	2269	767.4	259.1
02-17-11	11:38	9760	3198	437.2	1481	1022.5	-585.3	4462	103	334.2	3987	203.1	234.1
02-22-11	13:45	9763	3265	414.9	1500	1017.1	-602.2	4605	79.6	335.2	3825	244.9	170
02-22-11	15:51	9764	3267	414.1	1500	1017.1	-603	4605	79.6	335.2	4622	77.1	337
02-23-11	16:10	9767	3257	417.3	1500	1017.1	-599.8	4603	79.9	337.4	4073	182.4	234.9
02-25-11	11:11	9770	1432	1036	1430	1036.7	-0.7	2371	731	305	1941	880.2	155.8
02-25-11	12:03	9771	1440	1033.9	1430	1036.7	-2.8	2371	731	305	1941	880.2	155.8
02-25-11	13:31	9772	1452	1030.6	1430	1036.7	-6.1	2371	731	305	1941	880.2	155.8
02-25-11	14:03	9773	1440	1033.9	1430	1036.7	-2.8	2371	731	305	1941	880.2	155.8
02-25-11	14:47	9774	1452	1030.6	1430	1036.7	-6.1	2371	731	305	1941	880.2	155.8
02-25-11	15:46	9775	1440	1033.9	1430	1036.7	-2.8	2371	731	305	1941	880.2	155.8
03-01-11	12:11	9776	3310	399.7	1500	1017.1	-617.4	4736	61	338.7	4736	61	338.7
03-01-11	16:11	9777	3304	401.9	1500	1017.1	-615.2	4721	63.1	338.8	4721	63.1	338.8
03-02-11	12:43	9779	3301	402.9	1500	1017.1	-614.2	4704	65.4	337.5	4704	65.4	337.5
03-02-11	15:45	9780	3292	405.8	1500	1017.1	-611.3	4695	66.6	339.2	4695	66.6	339.2
03-03-11	10:19	9781	3303	402.2	1500	1017.1	-614.9	4719	63.4	338.8	4719	63.4	338.8
03-03-11	14:06	9782	3302	402.6	1500	1017.1	-614.5	4716	63.8	338.8	4719	63.4	338.8
03-08-11	10:50	9783	3305	401.7	1500	1017.1	-615.4	4713	64.2	337.5	4713	64.2	337.5
03-08-11	14:58	9784	3294	405.2	1500	1017.1	-611.9	4693	66.8	338.4	4693	66.8	338.4
03-09-11	15:10	9786	3288	407.2	1500	1017.1	-609.9	4685	68	339.2	4685	68	339.2
03-10-11	14:07	9788	3298	403.7	1500	1017.1	-613.4	4707	64.9	338.8	4707	64.9	338.8
03-11-11	10:50	9789	1444	1032.8	1430	1036.7	-3.9	2385	726.1	306.7	1951	876.8	156
03-11-11	11:23	9790	1453	1030.3	1430	1036.7	-6.4	2385	726.1	306.7	1951	876.8	156
03-11-11	12:00	9791	1443	1033	1430	1036.7	-3.7	2385	726.1	306.7	1951	876.8	156
03-11-11	12:42	9792	1446	1032.2	1430	1036.7	-4.5	2385	726.1	306.7	1951	876.8	156
03-11-11	13:49	9793	1448	1031.8	1430	1036.7	-4.9	2385	726.1	306.7	1951	876.8	156

DATE	TIME	RUN NO.	DC_{TRUP}	ρ_{TRUP}	DC_{FF}	ρ_{excess}	$\rho_{experiment}$	DC_{TRDN}	ρ_{TRDN}	ρ_{TRBANK}	DC_{setup}	ρ_{setup}	ρ_{pulse}
03-11-11	14:35	9794	1444	1032.7	1430	1036.7	-4	2385	726.1	306.7	1951	876.8	156
03-11-11	15:17	9795	1448	1031.7	1430	1036.7	-5	2385	726.1	306.7	1951	876.8	156
03-11-11	16:04	9796	1448	1031.7	1430	1036.7	-5	2385	726.1	306.7	1951	876.8	156
03-22-11	10:32	9805	1257	1082.4	1500	1017.1	65.3	2260	770.5	311.9	2260	770.5	311.9
03-22-11	15:39	9806	1258	1082.2	1500	1017.1	65.1	2256	772.1	310.1	2256	772.1	310.1
03-23-11	10:45	9807	1257	1082.4	1500	1017.1	65.3	2260	770.5	311.9	2260	770.5	311.9
03-23-11	16:02	9808	1274	1078.1	1500	1017.1	61	2275	765.2	312.9	2275	765.2	312.9
03-24-11	11:55	9809	1285	1075.4	1500	1017.1	58.3	2277	764.5	310.9	2277	764.5	310.9
03-24-11	14:00	9810	1274	1078.1	1500	1017.1	61	2270	767	311.1	2270	767	311.1
03-24-11	15:19	9811	1259	1081.9	1500	1017.1	64.8	2263	769.4	312.5	2263	769.4	312.5
03-29-11	12:54	9821	3177	444.3	1504	1015.9	-571.6	4425	109.5	334.8	3720	273.9	170.4
03-29-11	14:24	9822	3182	442.7	1504	1015.9	-573.2	4438	107.1	335.6	3859	235.8	206.9
03-29-11	16:02	9823	3190	439.9	1504	1015.9	-576	4443	106.3	333.6	4071	182.8	257.1
03-31-11	15:27	9835	3188	440.6	1504	1015.9	-575.3	4445	105.9	334.7	3733	270.2	170.4
04-06-11	12:26	9841	3184	442	1504	1015.9	-573.9	4444	106.1	335.9	3728	271.6	170.4
04-06-11	14:08	9842	3195	438.3	1504	1015.9	-577.6	4459	103.5	334.8	3872	232.4	205.9
04-07-11	10:35	9844	3194	438.6	1504	1015.9	-577.3	4452	104.7	333.9	3740	268.3	170.3
04-07-11	12:00	9845	3194	438.5	1504	1015.9	-577.4	4444	106	332.5	3879	230.5	208
04-08-11	10:02	9847	3188	440.7	1504	1015.9	-575.2	4439	107	333.7	3730	271.1	169.6
04-08-11	11:44	9848	3191	439.6	1504	1015.9	-576.3	4443	106.3	333.3	3742	267.7	171.9
04-08-11	15:31	9849	3199	436.9	1504	1015.9	-579	4461	103.1	333.8	3884	229.3	207.6
04-12-11	11:39	9850	3187	441	1504	1015.9	-574.9	4433	108.1	332.9	3662	290.6	150.4
04-12-11	14:09	9851	3182	442.7	1504	1015.9	-573.2	4432	108.2	334.5	3658	291.7	151
04-12-11	16:06	9852	3189	440.3	1504	1015.9	-575.6	4448	105.4	334.9	3841	240.6	199.7
04-13-11	10:35	9853	3182	442.8	1504	1015.9	-573.1	4423	109.8	333	3658	291.8	151
04-13-11	12:08	9854	3184	442	1504	1015.9	-573.9	4427	109.2	332.8	3661	290.9	151.1
04-13-11	15:21	9855	3185	441.6	1504	1015.9	-574.3	4427	109.2	332.8	4258	141.7	299.9
04-14-11	10:43	9856	3184	441.9	1504	1015.9	-574	4433	108	333.9	3968	207.8	234.1
04-14-11	16:12	9858	3187	441.1	1504	1015.9	-574.8	4433	108	333.9	4095	177.3	263.8
04-19-11	15:50	9866	3193	438.9	1504	1015.9	-577	4427	109.1	333.9	3692	282	156.9

DATE	TIME	RUN NO.	DC_{TRUP}	ρ_{TRUP}	DC_{FF}	ρ_{excess}	$\rho_{experiment}$	DC_{TRDN}	ρ_{TRDN}	ρ_{TRBANK}	DC_{setup}	ρ_{setup}	ρ_{pulse}
04-19-11	16:19	9867	3196	437.9	1504	1015.9	-578	4427	109.1	333.9	3692	281.9	156
04-20-11	12:16	9869	3190	439.8	1504	1015.9	-576.1	4449	105.3	334.5	3867	233.8	206
04-20-11	14:52	9870	3201	436.3	1504	1015.9	-579.6	4461	103	333.3	4044	189.3	247
04-28-11	10:06	9872	1486	1021	1486	1021	0	2411	716.6	304.4	2411	716.6	304.4
04-28-11	11:05	9873	1469	1025.8	1486	1021	4.8	2399	721	304.8	2399	721	304.8
04-28-11	14:04	9874	1493	1019.1	1486	1021	-1.9	2416	714.9	304.2	2416	714.9	304.2
04-28-11	15:06	9875	1468	1026.1	1486	1021	5.1	2401	720.3	305.8	2401	720.3	305.8
05-03-11	13:35	9876	1207	1094.9	1486	1021	73.9	2221	784.1	310.8	2221	784.1	310.8
05-03-11	15:51	9877	1206	1095.1	1486	1021	74.1	2221	784.2	310.9	2221	784.2	310.9
05-04-11	13:22	9878	1239	1086.9	1486	1021	65.9	2287	760.9	326	2281	763.1	323.8
05-04-11	15:53	9879	1247	1084.9	1486	1021	63.9	2293	758.8	326.1	2293	758.8	326.1
05-05-11	11:19	9880	1258	1082.1	1486	1021	61.1	2297	757.4	324.7	2297	757.4	324.7
05-05-11	16:23	9881	1269	1079.4	1486	1021	58.4	2307	753.8	325.6	2307	753.8	325.6
05-17-11	15:23	9885	3186	441.3	1487	1020.8	-579.5	4436	107.5	335.8	3730	271.1	170.2
05-18-11	12:45	9887	3160	450.1	1487	1020.8	-570.7	4400	114	336.1	3832	243	207.1
05-18-11	14:46	9888	3175	445	1487	1020.8	-575.8	4413	111.6	333.4	4049	188	257
05-19-11	13:25	9890	3180	443.4	1487	1020.8	-577.4	4427	109.1	334.3	3723	273	170.4
06-08-11	12:31	9892	3178	444	1487	1020.8	-576.8	4421	110.2	333.8	3719	274.2	169.8
06-08-11	14:20	9893	3176	444.7	1487	1020.8	-576.1	4420	110.4	334.3	3719	274.2	170.5
06-08-11	16:36	9894	3181	443	1487	1020.8	-577.8	4426	109.3	333.7	3727	271.9	171.1
06-09-11	11:15	9895	3183	442.3	1487	1020.8	-578.5	4431	108.4	333.9	3727	271.9	170.4
06-10-11	11:14	9897	3183	442.3	1487	1020.8	-578.5	4437	107.3	335	3860	235.4	206.9
06-10-11	12:36	9898	3186	441.3	1487	1020.8	-579.5	4438	107.1	334.2	3867	233.7	207.6
06-10-11	14:07	9899	3180	443.3	1487	1020.8	-577.5	4418	110.7	332.6	3861	235.3	208
06-10-11	15:39	9900	3186	441.3	1487	1020.8	-579.5	4429	108.8	332.5	3869	233.1	208.2
06-14-11	11:02	9901	1250	1084.2	1487	1020.8	63.4	2293	758.8	325.4	2255	772.3	311.9
06-14-11	14:41	9902	1248	1084.7	1487	1020.8	63.9	2294	758.6	326.1	2290	760	324.7
06-15-11	10:23	9903	1481	1022.5	1487	1020.8	1.7	2445	704.5	318	2428	710.6	311.9
06-15-11	11:02	9904	1468	1026.1	1481	1022.5	3.6	2445	704.5	318	2418	714.2	311.9
06-15-11	11:29	9905	1469	1025.8	1481	1022.5	3.3	2445	704.5	318	2418	714.2	311.6

DATE	TIME	RUN NO.	DC_{TRUP}	ρ_{TRUP}	DC_{FF}	ρ_{excess}	$\rho_{experiment}$	DC_{TRDN}	ρ_{TRDN}	ρ_{TRBANK}	DC_{setup}	ρ_{setup}	ρ_{pulse}
06-15-11	13:26	9906	1482	1022.2	1481	1022.5	-0.3	2445	704.5	318	2428	710.6	311.6
06-15-11	14:02	9907	1443	1033.1	1481	1022.5	10.6	2445	704.5	318	2398	721.4	311.7
06-15-11	15:25	9909	1458	1028.9	1481	1022.5	6.4	2445	704.5	318	2410	717	311.9
06-15-11	15:59	9910	1439	1034.2	1481	1022.5	11.7	2445	704.5	318	2395	722.4	311.8
06-16-11	10:50	9911	1478	1023.3	1481	1022.5	0.8	2444	704.8	318.5	2425	711.7	311.6
06-16-11	12:30	9913	1231	1088.9	1481	1022.5	66.4	2287	760.9	328	2242	776.8	312.1
06-16-11	14:24	9914	1239	1086.9	1481	1022.5	64.4	2287	760.9	328	2283	762.3	324.6
06-23-11	09:58	9915	1500	1017.1	1481	1022.5	-5.4	2463	698.1	319	2411	716.8	300.3
07-01-11	10:40	9923	1224	1090.7	1481	1022.5	68.2	2278	764	326.7	2229	781.3	309.4
07-01-11	11:40	9924	1210	1094.2	1481	1022.5	71.7	2278	764	326.7	2268	767.7	326.5
07-06-11	13:18	9927	3196	437.9	1481	1022.5	-584.6	4506	95.3	348.6	3743	267.4	170.5
07-07-11	10:22	9930	3185	441.7	1481	1022.5	-580.8	4510	94.8	349.3	3730	271.2	170.5
07-07-11	15:41	9933	3192	439.3	1481	1022.5	-583.2	4515	93.9	348.6	3738	268.7	170.6
07-12-11	15:39	9936	3177	444.3	1481	1022.5	-578.2	4509	94.9	349.4	3720	273.9	170.4
07-13-11	15:27	9939	3178	444	1481	1022.5	-578.5	4514	94.1	349.9	3722	273.5	170.5
07-14-11	14:31	9942	3176	444.9	1481	1022.5	-577.6	4502	96.1	348.8	3718	274.3	170.6
07-19-11	15:24	9945	3179	443.7	1481	1022.5	-578.8	4507	95.3	348.4	3723	273.1	170.6
07-20-11	10:32	9946	3172	446	1481	1022.5	-576.5	4496	97	349	3853	237.3	208.7
07-20-11	12:00	9947	3178	443.9	1481	1022.5	-578.6	4511	94.6	349.3	3863	234.7	209.2
07-27-11	14:14	9955	1243	1085.9	1481	1022.5	63.4	2292	759.1	326.8	2246	775.5	310.4
07-27-11	14:51	9956	1225	1090.5	1481	1022.5	68	2292	759.1	326.8	2280	763.2	327.3
07-28-11	15:08	9958	1238	1087.3	1486	1021	66.3	2290	759.8	327.5	2243	776.5	310.8
07-28-11	15:53	9959	1244	1085.6	1486	1021	64.6	2290	759.8	327.5	2294	758.3	327.3
08-02-11	14:39	9960	1242	1086.1	1486	1021	65.1	2292	759.2	326.9	2246	775.4	310.7
08-02-11	15:22	9961	1228	1089.7	1486	1021	68.7	2292	759.2	326.9	2283	762.3	327.4
08-03-11	13:46	9962	1229	1089.4	1486	1021	68.4	2285	761.7	327.7	2237	778.6	310.8
08-03-11	15:10	9963	1227	1089.8	1486	1021	68.8	2281	763.2	326.6	2281	763.2	326.6
08-04-11	12:17	9964	1242	1086.2	1486	1021	65.2	2286	761.3	324.9	2246	775.4	310.8
08-04-11	14:23	9965	1227	1089.9	1486	1021	68.9	2277	764.5	325.4	2277	764.5	325.4
08-09-11	13:42	9967	1218	1092.1	1486	1021	71.1	2271	766.6	325.5	2271	766.6	325.5

DATE	TIME	RUN NO.	DC_{TRUP}	ρ_{TRUP}	DC_{FF}	ρ_{excess}	$\rho_{experiment}$	DC_{TRDN}	ρ_{TRDN}	ρ_{TRBANK}	DC_{setup}	ρ_{setup}	ρ_{pulse}
08-10-11	11:22	9968	1226	1090.2	1486	1021	69.2	2276	764.9	325.3	2235	779.4	310.8
08-10-11	13:22	9969	1225	1090.3	1486	1021	69.3	2278	764.3	326	2278	764.3	326
08-11-11	10:53	9970	1226	1090.2	1486	1021	69.2	2278	764.2	326	2235	779.3	310.9
08-11-11	12:56	9971	1214	1093.1	1486	1021	72.1	2269	767.3	325.8	2269	767.3	325.8
08-16-11	11:07	9972	1221	1091.4	1486	1021	70.4	2279	763.8	327.6	2232	780.2	311.2
08-16-11	13:05	9973	1229	1089.3	1486	1021	68.3	2279	763.8	325.5	2279	763.8	325.5
08-17-11	10:20	9974	1224	1090.6	1486	1021	69.6	2280	763.6	327	2234	779.5	311.1
08-17-11	12:21	9975	1227	1090	1486	1021	69	2282	762.6	327.4	2282	762.6	327.4
08-18-11	10:42	9976	1211	1093.8	1486	1021	72.8	2268	767.6	326.2	2225	782.8	311
08-18-11	12:41	9977	1223	1091	1486	1021	70	2275	765.3	325.7	2275	765.3	325.7
08-24-11	15:02	9981	1446	1032.3	1486	1021	11.3	2422	712.8	319.5	2422	712.8	319.5
08-24-11	15:48	9982	1440	1034	1486	1021	13	2423	712.3	321.7	2423	712.3	321.7
09-07-11	10:36	9998	1478	1023.3	1449	1031.4	-8.1	2446	704.1	319.2	2446	704.1	319.2
09-07-11	11:25	9999	1448	1031.6	1478	1023.3	8.3	2430	710	321.6	2430	710	321.6
09-08-11	13:08	10000	1452	1030.5	1478	1023.3	7.2	2424	712	318.5	2424	712	318.5
09-14-11	13:15	10010	3161	449.8	1478	1023.3	-573.5	4450	105	344.8	3706	277.9	171.9
09-14-11	14:33	10011	3154	452.2	1478	1023.3	-571.1	4450	105	344.8	3824	245.1	207.1
09-14-11	15:34	10012	3154	452.2	1478	1023.3	-571.1	4450	105	344.8	3824	245.1	207.1
09-15-11	10:25	10013	3158	450.8	1478	1023.3	-572.5	4456	103.9	346.9	3696	280.6	170.2
09-15-11	11:44	10014	3148	454.3	1478	1023.3	-569	4456	103.9	346.9	3816	247.3	207
09-15-11	14:36	10015	3159	450.5	1478	1023.3	-572.8	4456	103.9	346.9	3977	205.4	245.1
09-20-11	12:18	10016	3151	453.3	1478	1023.3	-570	4448	105.4	347.9	3687	283.3	170
09-20-11	14:03	10017	3153	452.5	1478	1023.3	-570.8	4448	105.4	347.9	3823	245.3	207.2
09-21-11	10:59	10019	3147	454.5	1478	1023.3	-568.8	4444	106.1	348.4	3683	284.4	170.1
09-21-11	12:15	10020	3152	452.8	1478	1023.3	-570.5	4444	106.1	348.4	3822	245.6	207.2
09-21-11	14:57	10021	3156	451.5	1478	1023.3	-571.8	4444	106.1	348.4	3978	205.4	246.1
09-22-11	10:40	10022	3159	450.5	1478	1023.3	-572.8	4472	101.1	349.4	3700	279.7	170.8
09-22-11	11:38	10023	3169	447	1478	1023.3	-576.3	4472	101.1	349.4	3714	275.7	171.3
09-22-11	14:31	10024	3170	446.7	1478	1023.3	-576.6	4472	101.1	349.4	3849	238.5	208.2
09-27-11	15:53	10027	3152	452.9	1478	1023.3	-570.4	4445	105.9	347.6	3692	281.9	171

DATE	TIME	RUN NO.	DC_{TRUP}	ρ_{TRUP}	DC_{FF}	ρ_{excess}	$\rho_{experiment}$	DC_{TRDN}	ρ_{TRDN}	ρ_{TRBANK}	DC_{setup}	ρ_{setup}	ρ_{pulse}
09-28-11	12:29	10030	3154	452.2	1478	1023.3	-571.1	4441	106.6	348	3698	280.2	172
09-29-11	11:50	10034	1421	1039.1	1478	1023.3	15.8	2410	716.9	322.3	2065	838.4	200.7
09-29-11	13:52	10035	1426	1037.7	1478	1023.3	14.4	2410	716.9	322.3	2408	717.8	319.9
09-29-11	14:48	10036	1408	1042.6	1478	1023.3	19.3	2410	716.9	322.3	2393	723	319.6
09-29-11	15:34	10037	1392	1047.1	1478	1023.3	23.8	2410	716.9	322.3	2388	724.9	322.2
10-06-11	10:28	10040	1456	1029.5	1395	1046.3	-16.8	2432	709	320.5	2432	709	320.5
10-06-11	11:19	10041	1415	1040.8	1395	1046.3	-5.5	2410	717.1	323.7	2410	717.1	323.7
10-06-11	14:20	10042	1428	1037.3	1395	1046.3	-9	2413	716	321.3	2413	716	321.3
10-06-11	15:42	10043	1432	1036.2	1395	1046.3	-10.1	2414	715.4	320.8	2414	715.4	320.8
10-06-11	16:20	10044	1400	1044.9	1395	1046.3	-1.4	2397	721.7	323.2	2397	721.7	323.2
10-07-11	09:54	10045	1420	1039.4	1395	1046.3	-6.9	2400	720.6	318.8	2400	720.6	318.8
10-07-11	10:31	10046	1413	1041.3	1395	1046.3	-5	2400	720.6	318.8	2398	721.5	319.8
10-07-11	11:01	10047	1409	1042.5	1395	1046.3	-3.8	2400	720.6	318.8	2397	721.7	320.8
10-07-11	11:28	10048	1404	1043.8	1395	1046.3	-2.5	2400	720.6	318.8	2397	721.6	322.2
10-07-11	12:05	10049	1406	1043.2	1395	1046.3	-3.1	2400	720.6	318.8	2394	722.7	320.5
10-07-11	14:26	10050	1426	1037.7	1395	1046.3	-8.6	2400	720.6	318.8	2419	713.9	323.8
10-07-11	14:50	10051	1410	1042.2	1395	1046.3	-4.1	2400	720.6	318.8	2400	720.7	321.5
10-07-11	15:19	10052	1402	1044.4	1395	1046.3	-1.9	2400	720.6	318.8	2394	722.7	321.7
10-07-11	15:43	10053	1407	1043	1395	1046.3	-3.3	2400	720.6	318.8	2394	722.8	320.2
10-10-11	14:22	10054	1434	1035.7	1395	1046.3	-10.6	2420	713.6	322.1	2420	713.6	322.1
10-10-11	15:14	10055	1434	1035.7	1395	1046.3	-10.6	2420	713.4	322.3	2420	713.4	322.3
10-10-11	16:06	10056	1420	1039.5	1395	1046.3	-6.8	2417	714.4	325.1	2417	714.4	325.1
10-11-11	09:16	10058	1478	1023.4	1395	1046.3	-22.9	2445	704.5	318.9	2445	704.5	318.9
10-11-11	09:44	10059	1460	1028.2	1395	1046.3	-18.1	2445	704.5	318.9	2431	709.4	318.8
10-11-11	10:07	10060	1450	1031.2	1395	1046.3	-15.1	2445	704.5	318.9	2422	712.6	318.6
10-11-11	12:14	10061	1467	1026.4	1395	1046.3	-19.9	2442	705.7	320.7	2442	705.7	320.7
10-11-11	12:48	10062	1451	1030.8	1395	1046.3	-15.5	2442	705.7	320.7	2427	710.9	319.9
10-11-11	13:16	10063	1448	1031.6	1395	1046.3	-14.7	2442	705.7	320.7	2423	712.3	319.3
10-11-11	15:34	10064	1444	1032.9	1395	1046.3	-13.4	2420	713.5	319.4	2420	713.5	319.4
10-11-11	16:06	10065	1420	1039.5	1395	1046.3	-6.8	2420	713.5	319.4	2408	717.8	321.7

DATE	TIME	RUN NO.	DC_{TRUP}	ρ_{TRUP}	DC_{FF}	ρ_{excess}	$\rho_{experiment}$	DC_{TRDN}	ρ_{TRDN}	ρ_{TRBANK}	DC_{setup}	ρ_{setup}	ρ_{pulse}
10-11-11	16:32	10066	1408	1042.7	1395	1046.3	-3.6	2420	713.5	319.4	2400	720.6	322.1
10-12-11	09:10	10067	1457	1029.2	1395	1046.3	-17.1	2430	709.7	319.5	2430	709.7	319.5
10-12-11	09:31	10068	1443	1033.1	1395	1046.3	-13.2	2430	709.7	319.5	2412	716.4	316.7
10-12-11	09:58	10069	1406	1043.3	1395	1046.3	-3	2430	709.7	319.5	2398	721.4	321.9
10-12-11	13:22	10070	1466	1026.7	1395	1046.3	-19.6	2433	708.8	317.9	2433	708.8	317.9
10-12-11	13:48	10071	1436	1034.9	1395	1046.3	-11.4	2433	708.8	317.9	2414	715.7	319.2
10-12-11	14:13	10072	1431	1036.4	1395	1046.3	-9.9	2433	708.8	317.9	2414	715.4	321
10-12-11	14:35	10073	1430	1036.7	1395	1046.3	-9.6	2433	708.8	317.9	2402	719.7	317
10-12-11	14:58	10074	1422	1039	1395	1046.3	-7.3	2433	708.8	317.9	2404	719.2	319.8
10-13-11	09:33	10075	1469	1025.8	1395	1046.3	-20.5	2442	705.6	320.2	2442	705.6	320.2
10-13-11	09:59	10076	1441	1033.8	1395	1046.3	-12.5	2442	705.6	320.2	2420	713.5	320.3
10-13-11	10:28	10077	1434	1035.6	1395	1046.3	-10.7	2442	705.6	320.2	2407	718.2	317.4
10-13-11	14:17	10078	1424	1038.3	1395	1046.3	-8	2412	716.4	321.9	2412	716.4	321.9
10-13-11	14:50	10079	1404	1043.9	1395	1046.3	-2.4	2412	716.4	321.9	2396	722.1	321.8
10-13-11	15:15	10080	1396	1045.9	1395	1046.3	-0.4	2412	716.4	321.9	2391	723.9	322
10-19-11	10:58	10087	3158	450.9	1478	1023.3	-572.4	4464	102.6	348.3	3696	280.7	170.2
10-19-11	12:04	10088	3159	450.5	1478	1023.3	-572.8	4464	102.6	348.3	3830	243.5	207
10-19-11	14:03	10089	3162	449.4	1478	1023.3	-573.9	4464	102.6	348.3	3986	203.3	246.1
10-20-11	10:00	10090	3168	447.4	1478	1023.3	-575.9	4492	97.7	349.7	3709	277.1	170.3
10-20-11	10:57	10091	3171	446.4	1478	1023.3	-576.9	4492	97.7	349.7	3847	239	207.4
10-20-11	14:38	10092	3170	446.7	1478	1023.3	-576.6	3998	200.3	246.4	3998	200.3	246.4
10-25-11	11:51	10093	3117	464.8	1478	1023.3	-558.5	4378	118.1	346.7	3650	294.1	170.7
10-25-11	14:21	10094	3131	460	1478	1023.3	-563.3	4407	112.7	347.3	3684	284.1	175.9
10-25-11	16:00	10095	3133	459.3	1478	1023.3	-564	4404	113.3	346	3680	285.3	174
10-26-11	10:38	10096	3133	459.4	1478	1023.3	-563.9	4412	111.9	347.5	3675	286.8	172.6
10-26-11	14:31	10097	3136	458.2	1478	1023.3	-565.1	4418	110.7	347.5	3687	283.2	175
10-26-11	15:59	10098	3129	460.7	1478	1023.3	-562.6	4412	111.7	349	3674	287.2	173.5
10-27-11	11:13	10099	3136	458.4	1478	1023.3	-564.9	4423	109.8	348.6	3682	284.9	173.5
11-01-11	12:00	10103	3128	461.1	1454	1030	-568.9	4400	113.9	347.2	3665	289.6	171.5
11-01-11	14:17	10104	3131	460	1454	1030	-570	4408	112.6	347.4	3675	286.9	173.1

DATE	TIME	RUN NO.	DC_{TRUP}	ρ_{TRUP}	DC_{FF}	ρ_{excess}	$\rho_{experiment}$	DC_{TRDN}	ρ_{TRDN}	ρ_{TRBANK}	DC_{setup}	ρ_{setup}	ρ_{pulse}
11-01-11	15:50	10105	3133	459.4	1454	1030	-570.6	4406	112.9	346.5	3679	285.6	173.8
11-02-11	11:13	10106	3133	459.4	1454	1030	-570.6	4413	111.6	347.8	3677	286.2	173.2
11-02-11	14:24	10107	3134	459	1454	1030	-571	4420	110.4	348.6	3678	285.9	173.1
11-02-11	16:04	10108	3139	457.3	1454	1030	-572.7	4427	109.1	348.2	3684	284.2	173.1
11-08-11	12:45	10116	2841	561.8	1380	1050.3	-488.5	3916	220.9	340.9	3524	331.8	230
11-08-11	16:56	10117	2797	577.6	1380	1050.3	-472.7	3837	241.6	336	3837	241.6	336
11-09-11	11:32	10118	2802	575.7	1380	1050.3	-474.6	3852	237.6	338.1	3534	328.7	247
11-09-11	15:15	10119	2848	559.3	1380	1050.3	-491	3923	219.1	340.2	3923	219.1	340.2
11-10-11	10:18	10120	2789	580.5	1380	1050.3	-469.8	3840	241	339.5	3545	325.5	255
11-10-11	12:31	10121	2792	579.4	1380	1050.3	-470.9	3838	241.4	338	3838	241.4	338
11-10-11	15:32	10122	2832	565	1380	1050.3	-485.3	3891	227.3	337.7	3891	227.3	337.7
11-15-11	12:40	10124	2837	563.3	1380	1050.3	-487	3901	224.9	339.4	3602	308.2	255.1
11-15-11	15:41	10125	2800	576.5	1380	1050.3	-473.8	3858	236.1	340.4	3858	236.1	340.4
11-16-11	09:04	10126	2785	581.8	1380	1050.3	-468.5	3826	244.6	337.2	3826	244.6	337.2
11-16-11	10:55	10127	2834	564.3	1380	1050.3	-486	3897	225.7	338.6	3897	225.7	338.6
11-16-11	13:48	10128	2791	579.8	1380	1050.3	-470.5	3839	241.1	338.7	3839	241.1	338.7
11-16-11	16:38	10129	2779	584	1380	1050.3	-466.3	3817	247	337	3817	247	337
11-17-11	09:49	10130	2793	579	1380	1050.3	-471.3	3846	239.2	339.8	3846	239.2	339.8
11-17-11	14:29	10131	2835	563.9	1380	1050.3	-486.4	3904	223.9	340	3904	223.9	340
12-08-11	10:44	10150	3140	456.9	1454	1030	-573.1	4434	108	348.9	3678	285.9	171
12-08-11	13:30	10151	3144	455.5	1454	1030	-574.5	4430	108.6	346.9	3683	284.5	171
12-08-11	14:46	10152	3148	454.3	1454	1030	-575.7	4440	106.9	347.4	3687	283.3	171
01-12-12	12:22	10168	1392	1047.1	1434	1035.6	11.5	2384	726.3	320.8	1890	897.1	150
01-12-12	12:22	10168	1392	1047.1	1434	1035.6	11.5	2384	726.3	320.8	1890	897.1	150
01-13-12	15:58	10169	1407	1043	1434	1035.6	7.4	2390	724.3	318.7	2052	843	200
01-13-12	15:58	10169	1407	1043	1434	1035.6	7.4	2390	724.3	318.7	2052	843	200
01-16-12	12:18	10170	1401	1044.7	1434	1035.6	9.1	2388	724.9	319.8	2191	794.7	250
01-16-12	12:18	10170	1401	1044.7	1434	1035.6	9.1	2388	724.9	319.8	2191	794.7	250
01-17-12	12:31	10171	1412	1041.6	1434	1035.6	6	2396	722.2	319.4	2341	741.6	300
01-17-12	12:31	10171	1412	1041.6	1434	1035.6	6	2396	722.2	319.4	2341	741.6	300

DATE	TIME	RUN NO.	DC_{TRUP}	ρ_{TRUP}	DC_{FF}	ρ_{excess}	$\rho_{experiment}$	DC_{TRDN}	ρ_{TRDN}	ρ_{TRBANK}	DC_{setup}	ρ_{setup}	ρ_{pulse}
02-20-12	12:53	10178	1552	1002.2	1434	1035.6	-33.4	2502	683.9	318.3	2502	683.9	318.3
02-21-12	13:04	10180	3255	418.1	1552	1002.1	-584	4631	75.7	342.4	3817	247	171.1
02-21-12	16:10	10181	3258	417	1552	1002.1	-585.1	4634	75.4	341.6	3961	209.4	207.6
02-22-12	13:53	10183	3258	417.1	1552	1002.1	-585	4641	74.2	342.9	3820	246.3	170.8
02-22-12	15:39	10184	3262	415.8	1552	1002.1	-586.3	4648	73.2	342.6	3960	209.8	206
02-23-12	12:08	10185	3265	414.7	1552	1002.1	-587.4	4660	71.6	343.1	3829	243.8	170.9
02-23-12	14:45	10186	3261	416.2	1552	1002.1	-585.9	4644	73.9	342.3	3824	245.1	171.1
02-28-12	16:28	10191	3266	414.4	1552	1002.1	-587.7	4659	71.6	342.8	3829	243.8	170.6
03-06-12	11:02	10200	3325	395	1552	1002.1	-607.1	4835	48.7	346.3	3959	210	185
03-06-12	11:54	10201	3335	391.7	1552	1002.1	-610.4	4868	44.9	346.8	4079	180.9	210.8
03-06-12	12:45	10202	3340	390.1	1552	1002.1	-612	4868	44.9	346.8	4079	180.9	210.8
03-06-12	13:29	10203	3333	392.4	1552	1002.1	-609.7	4868	44.9	346.8	4079	180.9	210.8
03-06-12	14:13	10204	3337	391.1	1552	1002.1	-611	4868	44.9	346.8	4079	180.9	210.8
03-06-12	14:51	10205	3338	390.7	1552	1002.1	-611.4	4868	44.9	346.8	4079	180.9	210.8
03-07-12	10:11	10206	3317	397.7	1552	1002.1	-604.4	4783	55	342.7	4783	55	342.7
03-07-12	13:32	10208	3319	396.9	1552	1002.1	-605.2	4814	51.2	345.7	4814	51.2	345.7
03-07-12	15:38	10209	3325	395.1	1552	1002.1	-607	4829	49.4	345.7	4829	49.4	345.7
03-08-12	11:15	10210	3284	408.5	1552	1002.1	-593.6	4713	64.1	344.4	4713	64.1	344.4
03-08-12	12:01	10211	3314	398.5	1552	1002.1	-603.6	4796	53.5	345	4796	53.5	345
03-08-12	14:09	10212	3300	403.1	1552	1002.1	-599	4746	59.7	343.4	4746	59.7	343.4
03-08-12	15:43	10213	3311	399.7	1552	1002.1	-602.4	4775	56	343.7	4775	56	343.7
03-13-12	16:25	10216	3250	419.8	1552	1002.1	-582.3	4638	74.7	345.1	3807	249.7	170.1
03-14-12	14:43	10218	3258	417.1	1552	1002.1	-585	4654	72.3	344.8	3818	246.8	170.3
03-14-12	16:25	10219	3251	419.6	1552	1002.1	-582.5	4627	76.4	343.2	3812	248.5	171.1
03-15-12	10:40	10220	3256	417.6	1552	1002.1	-584.5	4655	72.3	345.3	3817	246.9	170.7
03-15-12	12:23	10221	3251	419.4	1552	1002.1	-582.7	4643	74	345.4	3813	248.1	171.3
03-15-12	16:38	10222	3262	415.8	1552	1002.1	-586.3	4653	72.5	343.3	3827	244.3	171.5
03-19-12	17:39	10224	1561	999.4	1561	999.4	0	2504	683.2	316.2	2504	683.2	316.2
03-21-12	09:57	10225	1550	1002.6	1561	999.4	3.2	2501	684.4	318.2	2168	802.6	200
04-11-12	11:23	10241	3312	399.2	1561	999.4	-600.2	4828	49.6	349.6	4828	49.6	349.6

DATE	TIME	RUN NO.	DC_{TRUP}	ρ_{TRUP}	DC_{FF}	ρ_{excess}	$\rho_{experiment}$	DC_{TRDN}	ρ_{TRDN}	ρ_{TRBANK}	DC_{setup}	ρ_{setup}	ρ_{pulse}
04-17-12	16:19	10246	1297	1072.2	1561	999.4	72.8	2298	757.1	315.1	2039	847.1	225.1
05-08-12	16:50	10251	3251	419.4	1550	1002.6	-583.2	4624	76.7	342.7	3810	248.9	170.5
05-09-12	17:15	10255	3251	419.4	1550	1002.6	-583.2	4632	75.7	343.7	3812	248.4	171
05-15-12	16:37	10258	1502	1016.4	1380	1050.3	-33.9	2446	704.2	312.2	2297	757.4	259
05-16-12	16:08	10262	1347	1059.2	1550	1002.6	56.6	2336	743.5	315.7	2336	743.5	315.7
05-17-12	15:03	10263	1330	1063.5	1550	1002.6	60.9	2324	747.8	315.7	2324	747.8	315.7
05-22-12	10:34	10264	1337	1061.8	1550	1002.6	59.2	2326	746.9	314.9	2326	746.9	314.9
05-22-12	15:04	10265	1314	1067.8	1550	1002.6	65.2	2318	750	317.8	2318	750	317.8
05-23-12	10:17	10266	3236	424.4	1550	1002.6	-578.2	4599	80.6	343.8	4030	192.5	231.9
05-23-12	15:11	10267	1340	1061	1550	1002.6	58.4	2340	742.2	318.8	2340	742.2	318.8
05-24-12	11:32	10268	1545	1004.1	1550	1002.6	1.5	2480	691.9	312.2	2164	804.2	199.9
05-24-12	15:13	10269	1561	999.4	1545	1004.1	-4.7	2480	691.9	312.2	2178	799.3	200.1
05-30-12	16:47	10275	1485	1021.3	1545	1004.1	17.2	2437	707.3	314	2437	707.3	314
06-05-12	16:41	10277	3265	414.8	1545	1004.1	-589.3	4663	71	343.8	3827	244.3	170.5
06-06-12	16:53	10281	3262	415.7	1545	1004.1	-588.4	4649	73.1	342.6	3831	243.3	172.4
06-08-12	11:14	10285	3264	415.2	1545	1004.1	-588.9	4650	73	342.2	3829	243.8	171.4
06-13-12	16:26	10292	3255	418.2	1550	1002.6	-584.4	4631	75.7	342.5	3820	246.1	172.1
06-14-12	10:39	10294	1570	996.8	1550	1002.6	-5.8	2498	685.4	311.4	2498	685.4	311.4
06-14-12	16:06	10296	3241	422.9	1550	1002.6	-579.7	4612	78.5	344.4	3803	250.9	172
06-20-12	15:16	10303	3250	419.6	1550	1002.6	-583	4623	76.9	342.7	3815	247.5	172.1
06-21-12	16:29	10307	3248	420.5	1550	1002.6	-582.1	4623	76.9	343.6	3812	248.3	172.2
07-10-12	11:46	10317	2357	736	1550	1002.6	-266.6	3234	425.1	311.7	2774	586	150
07-10-12	13:20	10318	2355	736.6	1550	1002.6	-266	3234	425.1	311.7	2873	550.5	186.1
07-12-12	11:06	10319	1398	1045.5	1550	1002.6	42.9	2358	735.8	309.7	1955	875.5	170
07-17-12	11:06	10322	2538	671	1537	1006.4	-335.4	3464	350.5	317	2956	521	150
07-17-12	11:37	10323	2540	670.2	1537	1006.4	-336.2	3464	350.5	317	3070	481.1	189.1
07-19-12	10:09	10325	2361	734.6	1537	1006.4	-271.8	3251	419.4	311.3	2778	584.4	150.2
07-19-12	13:34	10326	2371	731	1537	1006.4	-275.4	3251	419.4	311.3	2897	542	189
07-19-12	14:52	10327	2352	737.8	1537	1006.4	-268.6	3251	419.4	311.3	2988	509.7	228.1
07-25-12	13:59	10331	1566	998	1537	1006.4	-8.4	2494	686.8	311.2	2182	798.1	199.9

DATE	TIME	RUN NO.	DC_{TRUP}	ρ_{TRUP}	DC_{FF}	ρ_{excess}	$\rho_{experiment}$	DC_{TRDN}	ρ_{TRDN}	ρ_{TRBANK}	DC_{setup}	ρ_{setup}	ρ_{pulse}
07-26-12	16:13	10335	3259	416.7	1537	1006.4	-589.7	4652	72.6	344.1	3824	245	171.7
08-09-12	10:44	10340	1393	1046.9	1551	1002.4	44.5	2354	737	309.9	1951	876.9	170
08-16-12	16:08	10342	1398	1045.5	1551	1002.4	43.1	2359	735.3	310.2	1955	875.6	169.9
08-21-12	12:28	10343	3301	402.9	1551	1002.4	-599.5	4740	60.5	342.4	4740	60.5	342.4
08-22-12	11:11	10345	1284	1075.6	1551	1002.4	73.2	2287	760.9	314.7	1864	905.5	170.1
08-29-12	14:38	10351	3250	419.8	1551	1002.4	-582.6	4633	75.4	344.4	3814	247.8	172
08-30-12	15:42	10354	3262	415.6	1551	1002.4	-586.8	4655	72.2	343.4	3828	244.2	171.4
09-05-12	16:15	10363	3248	420.5	1551	1002.4	-581.9	4621	77.2	343.3	3809	249.2	171.3
09-06-12	16:18	10367	3241	422.8	1551	1002.4	-579.6	4609	79.1	343.7	3801	251.5	171.3
09-12-12	15:26	10370	1559	1000	1551	1002.4	-2.4	2492	687.4	312.6	2492	687.4	312.6
09-13-12	16:03	10371	2368	732.1	1551	1002.4	-270.3	3249	420.2	311.9	2932	529.3	202.8
09-25-12	16:47	10375	3284	408.6	1547	1003.5	-594.9	4705	65.3	343.3	3778	257.6	151
09-26-12	11:43	10376	3279	410	1547	1002.4	-592.4	4689	67.5	342.5	3773	259	151
09-26-12	15:52	10378	3292	405.8	1547	1003.5	-597.7	4689	67.5	342.5	3789	254.8	151
09-27-12	11:35	10379	3294	405.3	1547	1003.5	-598.2	4729	62	343.3	3790	254.3	151
09-27-12	14:40	10380	3294	405	1547	1003.5	-598.5	4729	62	343.3	3790	254.5	150.5
10-02-12	10:32	10381	3296	404.7	1547	1003.5	-598.8	4726	62.4	342.3	3792	253.9	150.8
10-02-12	13:00	10382	3294	405.2	1547	1003.5	-598.3	4726	62.4	342.3	3790	254.5	150.7
10-02-12	14:55	10383	3294	405.2	1547	1003.5	-598.3	4726	62.4	342.3	3789	254.7	150.5
10-02-12	16:03	10384	3286	408	1547	1003.5	-595.5	4726	62.4	342.3	3778	257.6	150.4
10-03-12	11:15	10385	3282	409.2	1547	1003.5	-594.3	4703	65.5	343.7	3774	258.7	150.5
10-03-12	13:07	10386	3282	409.1	1547	1003.5	-594.4	4703	65.5	343.7	3775	258.5	150.6
10-03-12	14:34	10387	3286	407.8	1547	1003.5	-595.7	4703	65.5	343.7	3780	257.1	150.7
10-03-12	16:04	10388	3270	413.1	1547	1003.5	-590.4	4703	65.5	343.7	3760	262.5	150.6
10-04-12	10:23	10389	3288	407.3	1547	1003.5	-596.2	4720	63.2	344.1	3781	256.8	150.5
10-04-12	11:34	10390	3296	404.5	1547	1003.5	-599	4742	60.3	344.2	3791	254.1	150.4
10-04-12	13:04	10391	3291	406.1	1547	1003.5	-597.4	4742	60.3	344.2	3786	255.6	150.5
10-09-12	09:53	10395	3285	408	1547	1003.5	-595.5	4717	63.6	344.4	3778	257.6	150.4
10-09-12	11:11	10396	3288	407.2	1547	1003.5	-596.3	4717	63.6	344.4	3782	256.7	150.5
10-09-12	13:25	10397	3289	406.7	1547	1003.5	-596.8	4717	63.6	344.4	3783	256.3	150.4

DATE	TIME	RUN NO.	DC_{TRUP}	ρ_{TRUP}	DC_{FF}	ρ_{excess}	$\rho_{experiment}$	DC_{TRDN}	ρ_{TRDN}	ρ_{TRBANK}	DC_{setup}	ρ_{setup}	ρ_{pulse}
10-09-12	14:35	10398	3287	407.5	1547	1003.5	-596	4717	63.6	344.4	3780	257.1	150.4
10-09-12	16:04	10399	3300	403.3	1547	1003.5	-600.2	4717	63.6	344.4	3990	202.4	200.9
10-10-12	10:43	10400	3298	403.7	1547	1003.5	-599.8	4731	61.7	342	3988	202.8	200.9
10-10-12	11:44	10401	3301	403	1547	1003.5	-600.5	4731	61.7	342	3992	201.9	201.1
10-10-12	13:57	10402	3290	406.4	1547	1003.5	-597.1	4731	61.7	342	3977	205.5	200.9
10-10-12	15:28	10403	3285	408.1	1547	1003.5	-595.4	4731	61.7	342	3970	207.3	200.8
10-11-12	11:29	10404	3300	403.2	1547	1003.5	-600.3	4739	60.7	342.5	4154	164	239.2
10-11-12	13:07	10405	3296	404.5	1547	1003.5	-599	4739	60.7	342.5	4147	165.4	239.1
10-11-12	15:05	10406	3300	403	1547	1003.5	-600.5	4724	62.6	340.4	4155	163.7	239.3
10-11-12	16:38	10407	3300	403.4	1547	1003.5	-600.1	4724	62.6	340.4	4153	164.1	239.3
10-17-12	10:57	10413	3291	406.2	1547	1003.5	-597.3	4725	62.5	343.7	3847	239	167.2
10-17-12	12:27	10414	3293	405.5	1547	1003.5	-598	4725	62.5	343.7	3855	236.8	168.7
10-17-12	14:26	10415	3297	404.2	1547	1003.5	-599.3	4725	62.5	343.7	3862	235	169.2
10-17-12	15:51	10416	3297	404.2	1547	1003.5	-599.3	4725	62.5	343.7	3862	235	169.2
10-18-12	14:14	10417	3286	407.8	1547	1003.5	-595.7	4718	63.5	344.3	3848	238.7	169.1
10-18-12	15:06	10418	3296	404.5	1547	1003.5	-599	4742	60.2	344.3	3860	235.4	169.1
10-23-12	16:01	10422	3249	420	1547	1003.5	-583.5	4602	80.2	339.8	3810	249	171
10-24-12	15:05	10425	3247	420.8	1547	1003.5	-582.7	4617	77.8	343	3806	250	170.8
10-25-12	14:48	10428	3252	419.2	1547	1003.5	-584.3	4620	77.4	341.8	3923	219.2	200
10-30-12	12:55	10431	3244	421.8	1571	996.5	-574.7	4611	78.7	343.1	3801	251.3	170.5
10-30-12	15:30	10432	3251	419.5	1571	996.5	-577	4623	76.9	342.6	3921	219.6	199.9
11-07-12	16:55	10435	1319	1066.6	1571	996.5	70.1	2307	753.9	312.7	1891	896.8	169.8
11-08-12	10:28	10436	1321	1066	1571	996.5	69.5	2301	756.1	309.9	1893	896	170
11-12-12	16:10	10439	1332	1063.2	1571	996.5	66.7	2311	752.5	310.7	2065	838.3	224.9
11-13-12	14:37	10442	1327	1064.4	1571	996.5	67.9	2310	752.6	311.8	1849	910.4	154
11-13-12	16:03	10443	1323	1065.4	1571	996.5	68.9	2310	752.6	311.8	1910	890.5	174.9
11-14-12	10:52	10444	1330	1063.6	1571	996.5	67.1	2311	752.4	311.2	1900	893.8	169.8
11-14-12	14:30	10445	1328	1064.2	1571	996.5	67.7	2311	752.4	311.2	1935	882.2	182
11-14-12	16:35	10446	1327	1064.4	1571	996.5	67.9	2311	752.4	311.2	1922	886.5	177.9
11-15-12	10:40	10447	1319	1066.5	1571	996.5	70	2303	755.1	311.4	1946	878.5	188

DATE	TIME	RUN NO.	DC_{TRUP}	ρ_{TRUP}	DC_{FF}	ρ_{excess}	$\rho_{experiment}$	DC_{TRDN}	ρ_{TRDN}	ρ_{TRBANK}	DC_{setup}	ρ_{setup}	ρ_{pulse}
11-15-12	13:10	10448	1319	1066.5	1571	996.5	70	2303	755.1	311.4	1964	872.5	194
11-15-12	15:58	10449	1327	1064.5	1571	996.5	68	2303	755.1	311.4	2000	860.5	204
11-27-12	13:06	10460	3246	421.2	1555	1001.2	-580	4614	78.2	343	3804	250.6	170.6
11-27-12	15:28	10461	3259	416.8	1555	1001.2	-584.4	4644	73.8	343	3932	216.9	199.9
11-28-12	12:21	10463	3247	420.8	1555	1001.2	-580.4	4619	77.5	343.3	3805	250.2	170.6
11-28-12	14:38	10464	3258	417.3	1555	1001.2	-583.9	4636	75	342.3	3930	217.4	199.9
12-05-12	13:15	10478	3247	420.7	1555	1001.2	-580.5	4606	79.6	341.1	3807	249.7	171
12-05-12	15:57	10479	3250	419.9	1555	1001.2	-581.3	4613	78.4	341.5	3808	249.5	170.4
12-06-12	11:00	10480	3248	420.4	1555	1001.2	-580.8	4610	78.8	341.6	3805	250.3	170.1
12-06-12	14:00	10481	3250	419.8	1555	1001.2	-581.4	4632	75.7	344.1	3807	249.7	170.1
12-06-12	15:09	10482	3250	419.9	1555	1001.2	-581.3	4612	78.5	341.4	3920	220	199.9
12-06-12	16:01	10483	3267	414.2	1555	1001.2	-587	4612	78.5	341.4	3947	213	201.2
12-11-12	10:56	10484	1554	1001.5	1555	1001.2	0.3	2483	690.7	310.8	2026	851.5	150
12-12-12	14:27	10486	1556	1001	1555	1001.2	-0.2	2489	688.6	312.4	2455	701	300
05-28-13	14:14	10500	1550	1002.7	1555	1001.2	1.5	2480	691.7	311	2450	702.8	299.9
06-03-13	16:37	10503	1547	1003.6	1548	1003.2	0.4	2474	694.2	309.4	2020	853.5	150.1
06-03-13	17:34	10504	1542	1005.1	1548	1003.2	1.9	2474	694.2	309.4	2162	805	200.1
06-04-13	13:54	10505	1554	1001.5	1548	1003.2	-1.7	2483	690.7	310.8	2454	701.4	300.1
06-11-13	15:04	10511	3240	423.1	1548	1003.2	-580.1	4594	81.3	341.8	3797	252.6	170.5
06-13-13	09:22	10512	1565	998.2	1548	1003.2	-5	2493	687.1	311.1	2493	687.1	311.1
06-13-13	10:35	10513	1557	1000.5	1565	998.3	2.2	2480	691.8	308.7	2480	691.8	308.7
06-14-13	14:46	10515	1557	1000.7	1565	998.3	2.4	2485	690.1	310.6	2455	700.8	299.9
06-14-13	15:46	10516	1551	1002.3	1565	998.3	4	2484	690.3	312	2451	702.2	300.1
06-18-13	15:31	10519	3246	421.1	1565	998.3	-577.2	4611	78.7	342.4	3804	250.5	170.6
06-20-13	14:41	10525	3243	422.1	1565	998.3	-576.2	4605	79.7	342.4	3802	251.2	170.9
06-25-13	11:03	10530	1276	1077.7	1565	998.3	79.4	2276	764.8	312.9	2023	852.8	224.9
06-25-13	15:32	10532	1282	1076.1	1565	998.3	77.8	2268	767.5	308.6	1859	907.2	168.9
06-26-13	10:36	10533	1257	1082.5	1565	998.3	84.2	2256	771.8	310.7	2014	855.7	226.8
06-26-13	14:41	10534	1262	1081.2	1565	998.3	82.9	2264	769.1	312.1	2021	853.2	228
06-27-13	09:31	10535	1281	1076.4	1565	998.3	78.1	2277	764.5	311.9	2034	848.8	227.6

DATE	TIME	RUN NO.	DC_{TRUP}	ρ_{TRUP}	DC_{FF}	ρ_{excess}	$\rho_{experiment}$	DC_{TRDN}	ρ_{TRDN}	ρ_{TRBANK}	DC_{setup}	ρ_{setup}	ρ_{pulse}
06-27-13	13:39	10536	1288	1074.4	1565	998.3	76.1	2282	762.5	311.9	2041	846.7	227.7
07-03-13	10:08	10538	1294	1073	1558	1000.3	72.7	2287	760.9	312.1	2045	845.2	227.8
07-08-13	13:43	10541	1309	1069.1	1558	1000.3	68.8	2290	759.9	309.2	2058	840.7	228.4
07-09-13	09:29	10542	1302	1070.9	1558	1000.3	70.6	2296	757.8	313.1	2053	842.5	228.4
07-10-13	09:26	10544	1476	1024	1558	1000.3	23.7	2414	715.7	308.3	2188	795.6	228.4
07-10-13	13:51	10545	1500	1017	1558	1000.3	16.7	2425	711.7	305.3	2209	788.6	228.4
07-11-13	09:20	10546	1490	1019.8	1558	1000.3	19.5	2428	710.5	309.3	2201	791.3	228.5
07-12-13	14:27	10549	1304	1070.4	1558	1000.3	70.1	2296	757.9	312.5	1876	901.5	168.9
07-16-13	12:18	10550	3256	417.7	1558	1000.3	-582.6	4612	78.5	339.2	3838	241.5	176.2
07-16-13	14:52	10551	3274	412	1558	1000.3	-588.3	4612	78.5	339.2	3870	232.9	179.1
07-17-13	12:54	10552	3255	418.1	1558	1000.3	-582.2	4620	77.3	340.8	4199	154.1	264
07-18-13	11:40	10555	3244	421.7	1558	1000.3	-578.6	4599	80.5	341.2	3834	242.6	179.1
07-25-13	16:29	10560	3248	420.3	1558	1000.3	-580	4620	77.4	342.9	3808	249.5	170.8
07-26-13	14:22	10563	3253	418.8	1558	1000.3	-581.5	4617	77.8	341	3813	248.1	170.7
01-02-14	12:40	10752	1569	997	1550	1002.6	-5.6	2495	686.4	310.6	2495	686.4	310.6
01-03-14	10:49	10754	1543	1004.7	1543	1004.7	0	2477	693	311.7	2017	854.7	150
01-03-14	14:12	10755	1560	999.8	1543	1004.7	-4.9	2490	688.3	311.5	2176	799.8	200
01-06-14	11:57	10756	1556	1000.9	1543	1004.7	-3.8	2484	690.3	310.6	2315	750.9	250
01-14-14	16:44	10762	3253	418.7	1543	1004.7	-586	4631	75.7	343	3815	247.5	171.2
01-16-14	11:11	10765	3246	421.2	1543	1004.7	-583.5	4626	76.4	344.8	4065	184.3	236.9
01-16-14	12:21	10766	3254	418.4	1543	1004.7	-586.3	4626	76.4	344.8	4094	177.5	240.9
01-16-14	16:18	10767	3261	416.1	1543	1004.7	-588.6	4652	72.7	343.4	4261	141.1	275
01-22-14	14:10	10771	3249	420.1	1543	1004.7	-584.6	4615	78.2	341.9	4036	191.1	229
01-22-14	14:10	10771	3249	420.1	1543	1004.7	-584.6	4615	78.2	341.9	4036	191.1	229
01-29-14	11:20	10779	2355	736.9	1543	1004.7	-267.8	3241	422.9	314	3039	491.9	245
01-29-14	11:20	10779	2355	736.9	1543	1004.7	-267.8	3241	422.9	314	3039	491.9	245
01-29-14	15:21	10780	2334	744.2	1543	1004.7	-260.5	3241	422.9	314	2862	554.2	190
01-29-14	15:21	10780	2334	744.2	1543	1004.7	-260.5	3241	422.9	314	2862	554.2	190
01-29-14	16:28	10781	2326	747.1	1543	1004.7	-257.6	3241	422.9	314	2762	590.2	156.9
01-29-14	16:28	10781	2326	747.1	1543	1004.7	-257.6	3241	422.9	314	2762	590.2	156.9

DATE	TIME	RUN NO.	DC_{TRUP}	ρ_{TRUP}	DC_{FF}	ρ_{excess}	$\rho_{experiment}$	DC_{TRDN}	ρ_{TRDN}	ρ_{TRBANK}	DC_{setup}	ρ_{setup}	ρ_{pulse}
01-30-14	09:39	10782	2350	738.6	1543	1004.7	-266.1	3231	426.2	312.4	2786	581.6	157
01-30-14	09:39	10782	2350	738.6	1543	1004.7	-266.1	3231	426.2	312.4	2786	581.6	157
02-04-14	10:19	10786	1646	974.3	1543	1004.7	-30.4	2555	664.8	309.5	2331	745.2	229.1
02-04-14	10:19	10786	1646	974.3	1543	1004.7	-30.4	2555	664.8	309.5	2331	745.2	229.1
02-04-14	11:01	10787	1644	974.7	1543	1004.7	-30	2555	664.8	309.5	2519	677.7	297
02-04-14	11:01	10787	1644	974.7	1543	1004.7	-30	2555	664.8	309.5	2519	677.7	297
02-04-14	14:39	10788	1645	974.4	1543	1004.7	-30.3	2555	664.8	309.5	2529	674.3	300.1
02-04-14	14:39	10788	1645	974.4	1543	1004.7	-30.3	2555	664.8	309.5	2529	674.3	300.1
02-04-14	16:00	10789	1639	976.2	1543	1004.7	-28.5	2555	664.8	309.5	2426	711.2	265
02-04-14	16:00	10789	1639	976.2	1543	1004.7	-28.5	2555	664.8	309.5	2426	711.2	265
02-05-14	13:54	10790	1544	1004.3	1543	1004.7	-0.4	2480	691.8	312.5	2241	777.3	227
02-05-14	13:54	10790	1544	1004.3	1543	1004.7	-0.4	2480	691.8	312.5	2241	777.3	227
02-05-14	14:25	10791	1663	969.1	1543	1004.7	-35.6	2572	658.9	310.2	2346	739.8	229.3
02-05-14	14:25	10791	1663	969.1	1543	1004.7	-35.6	2572	658.9	310.2	2346	739.8	229.3
02-06-14	11:04	10792	1717	952.2	1543	1004.7	-52.5	2617	642.5	309.7	2394	722.7	229.5
02-06-14	11:04	10792	1717	952.2	1543	1004.7	-52.5	2617	642.5	309.7	2394	722.7	229.5
02-06-14	14:13	10793	1563	998.9	1543	1004.7	-5.8	2494	687	311.9	2494	687	311.9
02-06-14	14:13	10793	1563	998.9	1543	1004.7	-5.8	2494	687	311.9	2494	687	311.9
02-11-14	11:09	10798	3255	418.1	1543	1004.7	-586.6	4622	77.1	341	3900	225.2	192.9
02-11-14	11:09	10798	3255	418.1	1543	1004.7	-586.6	4622	77.1	341	3900	225.2	192.9
02-11-14	12:56	10799	3266	414.4	1543	1004.7	-590.3	4661	71.3	343.1	4022	194.4	220
02-11-14	12:56	10799	3266	414.4	1543	1004.7	-590.3	4661	71.3	343.1	4022	194.4	220
02-11-14	16:30	10800	3261	416.1	1543	1004.7	-588.6	4630	76	340.1	4122	171.1	245
02-11-14	16:30	10800	3261	416.1	1543	1004.7	-588.6	4630	76	340.1	4122	171.1	245
02-12-14	10:06	10801	3255	418	1543	1004.7	-586.7	4620	77.4	340.6	3870	233	185
02-12-14	10:06	10801	3255	418	1543	1004.7	-586.7	4620	77.4	340.6	3870	233	185
02-12-14	12:38	10802	3259	416.8	1543	1004.7	-587.9	4636	75	341.8	4037	190.9	225.9
02-12-14	12:38	10802	3259	416.8	1543	1004.7	-587.9	4636	75	341.8	4037	190.9	225.9
02-12-14	15:32	10803	3260	416.6	1543	1004.7	-588.1	4638	74.7	341.9	4120	171.5	245.1
02-12-14	15:32	10803	3260	416.6	1543	1004.7	-588.1	4638	74.7	341.9	4120	171.5	245.1

DATE	TIME	RUN NO.	DC_{TRUP}	ρ_{TRUP}	DC_{FF}	ρ_{excess}	$\rho_{experiment}$	DC_{TRDN}	ρ_{TRDN}	ρ_{TRBANK}	DC_{setup}	ρ_{setup}	ρ_{pulse}
02-13-14	12:52	10807	3257	417.6	1543	1004.7	-587.1	4632	75.6	342	3860	235.7	181.9
02-13-14	12:52	10807	3257	417.6	1543	1004.7	-587.1	4632	75.6	342	3860	235.7	181.9
02-13-14	15:36	10808	3246	421.1	1543	1004.7	-583.6	4600	80.4	340.7	4028	193.2	227.9
02-13-14	15:36	10808	3246	421.1	1543	1004.7	-583.6	4600	80.4	340.7	4028	193.2	227.9
02-13-14	16:45	10809	3252	418.9	1543	1004.7	-585.8	4618	77.7	341.2	4119	171.7	247.2
02-13-14	16:45	10809	3252	418.9	1543	1004.7	-585.8	4618	77.7	341.2	4119	171.7	247.2
02-18-14	13:02	10812	3243	422.1	1543	1004.7	-582.6	4602	80.2	341.9	3802	251	171.1
02-18-14	13:02	10812	3243	422.1	1543	1004.7	-582.6	4602	80.2	341.9	3802	251	171.1
02-19-14	11:37	10815	3256	417.7	1543	1004.7	-587	4626	76.6	341.1	3860	235.6	182.1
02-19-14	11:37	10815	3256	417.7	1543	1004.7	-587	4626	76.6	341.1	3860	235.6	182.1
02-19-14	14:28	10816	3261	416.2	1543	1004.7	-588.5	4643	73.9	342.3	4052	187.2	229
02-19-14	14:28	10816	3261	416.2	1543	1004.7	-588.5	4643	73.9	342.3	4052	187.2	229
02-20-14	10:28	10817	3255	418	1543	1004.7	-586.7	4624	76.7	341.3	3858	235.9	182.1
02-20-14	10:28	10817	3255	418	1543	1004.7	-586.7	4624	76.7	341.3	3858	235.9	182.1
02-20-14	12:46	10818	3257	417.4	1543	1004.7	-587.3	4633	75.4	342	4048	188.3	229.1
02-20-14	12:46	10818	3257	417.4	1543	1004.7	-587.3	4633	75.4	342	4048	188.3	229.1
02-20-14	15:29	10819	3250	419.8	1543	1004.7	-584.9	4617	77.8	342	4114	172.9	246.9
02-20-14	15:29	10819	3250	419.8	1543	1004.7	-584.9	4617	77.8	342	4114	172.9	246.9
02-21-14	10:40	10820	3255	418.1	1543	1004.7	-586.6	4618	77.6	340.5	4045	189	229.1
02-21-14	10:40	10820	3255	418.1	1543	1004.7	-586.6	4618	77.6	340.5	4045	189	229.1
02-21-14	14:20	10821	3256	417.8	1543	1004.7	-586.9	4624	76.8	341	4124	170.6	247.2
02-21-14	14:20	10821	3256	417.8	1543	1004.7	-586.9	4624	76.8	341	4124	170.6	247.2
02-24-14	12:46	10822	1564	998.7	1543	1004.7	-6	2494	686.7	312	2322	748.6	250.1
02-24-14	12:46	10822	1564	998.7	1543	1004.7	-6	2494	686.7	312	2322	748.6	250.1
02-25-14	15:05	10826	3258	417.1	1543	1004.7	-587.6	4633	75.4	341.7	3821	246	171.1
02-26-14	13:28	10828	3258	417	1543	1004.7	-587.7	4642	74.2	342.8	3821	246	171
02-26-14	15:22	10830	3252	419.1	1543	1004.7	-585.6	4624	76.8	342.3	3813	248.1	171
03-05-14	12:58	10831	3256	417.8	1543	1004.7	-586.9	4641	74.2	343.6	4123	170.8	247
03-06-14	11:00	10832	3265	414.9	1543	1004.7	-589.8	4640	74.3	340.6	4136	167.9	247
03-06-14	14:38	10833	3264	415	1543	1004.7	-589.7	4648	73.3	341.7	4136	168	247

DATE	TIME	RUN NO.	DC_{TRUP}	ρ_{TRUP}	DC_{FF}	ρ_{excess}	$\rho_{experiment}$	DC_{TRDN}	ρ_{TRDN}	ρ_{TRBANK}	DC_{setup}	ρ_{setup}	ρ_{pulse}
03-14-14	14:30	10856	1550	1002.8	1553	1001.8	1	2482	691.3	311.5	2023	852.7	150.1
03-18-14	15:50	10861	1379	1050.6	1480	1022.7	27.9	2372	730.8	320.3	2368	732.1	318.5
03-19-14	12:03	10864	1581	993.5	1480	1022.7	-29.2	2512	680.2	314.9	2353	737.4	256.1
03-19-14	18:29	10866	1525	1009.9	1480	1022.7	-12.8	2471	695.2	315.5	2433	708.7	301.2
03-20-14	12:00	10867	1729	948.5	1480	1022.7	-74.2	2633	636.8	311.7	2308	753.4	195.1
03-20-14	14:03	10868	1746	943.2	1480	1022.7	-79.5	2633	636.8	311.7	2322	748.3	194.9
04-09-14	14:14	10876	1506	1015.2	1480	1022.7	-7.5	2441	705.9	313.1	2300	756.3	258.9
04-15-14	15:33	10882	3249	420.1	1553	1001.8	-581.7	4578	83.8	340.2	3733	270.1	150
04-15-14	16:00	10883	3255	418.2	1553	1001.8	-583.6	4578	83.8	340.2	3765	261.2	157
04-17-14	13:52	10891	1564	998.5	1553	1001.8	-3.3	2475	693.7	307.2	2085	831.5	167
04-23-14	14:30	10901	1557	1000.5	1553	1001.8	-1.3	2476	693.1	307.4	2476	693.1	307.4
04-24-14	09:55	10902	1549	1003	1553	1001.8	1.2	2466	697	306	2466	697	306
04-24-14	11:19	10903	1543	1004.6	1553	1001.8	2.8	2470	695.5	309.1	2470	695.5	309.1
04-24-14	13:27	10904	1556	1000.9	1553	1001.8	-0.9	2478	692.5	308.4	2478	692.5	308.4
04-24-14	15:29	10905	1535	1007	1553	1001.8	5.2	2478	692.5	308.4	2469	695.9	311.1
04-30-14	15:21	10919	3266	414.4	1553	1001.8	-587.4	4661	71.4	343	3831	243.3	171.1
05-01-14	11:49	10923	3266	414.6	1557	1000.6	-586	4666	70.6	344	3826	244.6	170
05-07-14	09:39	10934	1565	998.2	1557	1000.6	-2.4	2491	687.9	310.3	2491	687.9	310.3
05-07-14	15:16	10936	1584	992.8	1557	1000.6	-7.8	2496	686	306.8	2496	686	306.8
05-12-14	15:07	10937	1545	1004.2	1557	1000.6	3.6	2470	695.5	308.7	2019	854.1	150.1
05-15-14	14:33	10946	3374	379	1557	1000.6	-621.6	4930	38.3	343.3	3964	208.9	170.1
05-21-14	14:25	10951	1529	1008.7	1505	1015.6	-6.9	2474	694	316.5	2336	743.7	265
05-22-14	11:17	10954	1529	1008.8	1505	1015.6	-6.8	2474	693.9	316.5	2336	743.7	265.1
06-03-14	15:34	10959	3263	415.5	1557	1000.6	-585.1	4685	68	347.5	3823	245.5	170
06-04-14	14:49	10962	3266	414.5	1557	1000.6	-586.1	4691	67.2	347.3	3826	244.6	169.9
06-05-14	14:53	10965	3260	416.6	1557	1000.6	-584	4668	70.3	346.3	3811	248.6	168
06-12-14	12:01	10970	3347	387.7	1557	1000.6	-612.9	4915	39.8	347.9	3921	219.7	168
06-12-14	13:57	10971	3364	382.4	1557	1000.6	-618.2	4915	39.8	347.9	3942	214.4	168
06-12-14	15:26	10972	3365	381.9	1557	1000.6	-618.7	4915	39.8	347.9	4012	196.9	185
06-17-14	15:12	10977	3258	417.2	1557	1000.6	-583.4	4670	70.1	347.1	3810	249.1	168.1

DATE	TIME	RUN NO.	DC_{TRUP}	ρ_{TRUP}	DC_{FF}	ρ_{excess}	$\rho_{experiment}$	DC_{TRDN}	ρ_{TRDN}	ρ_{TRBANK}	DC_{setup}	ρ_{setup}	ρ_{pulse}
06-18-14	15:39	10980	3268	413.8	1557	1000.6	-586.8	4705	65.2	348.6	3823	245.4	168.4
06-19-14	13:00	10981	3274	411.8	1557	1000.6	-588.8	4702	65.6	346.2	3831	243.3	168.5
06-19-14	14:16	10982	3273	412.1	1557	1000.6	-588.5	4716	63.7	348.4	3830	243.6	168.5
06-24-14	09:52	10990	3266	414.5	1557	1000.6	-586.1	4684	68.2	346.3	3820	246.1	168.4
06-24-14	10:42	10991	3278	410.5	1557	1000.6	-590.1	4684	68.2	346.3	3835	242.1	168.4
06-25-14	10:39	10996	3282	409.1	1557	1000.6	-591.5	4744	60	349.1	3841	240.5	168.6
06-25-14	15:08	10998	3295	404.9	1557	1000.6	-595.7	4744	60	349.1	3857	236.4	168.5
06-26-14	09:44	11000	3295	404.9	1557	1000.6	-595.7	4775	56	348.9	3856	236.5	168.4
06-26-14	13:39	11002	3296	404.5	1557	1000.6	-596.1	4775	56	348.9	3858	236.1	168.4
06-27-14	09:38	11003	3299	403.6	1557	1000.6	-597	4792	53.9	349.7	3861	235.3	168.3
07-17-14	10:57	11008	3387	374.8	1560	999.7	-624.9	5008	30.6	344.3	3976	205.8	169
07-17-14	15:43	11011	3390	374	1560	999.7	-625.7	4998	31.5	345.8	3979	205	169
07-21-14	12:26	11017	3407	368.4	1560	999.7	-631.3	5108	22	346.7	4002	199.3	169.1
07-28-14	15:38	11030	1627	979.9	1560	999.7	-19.8	2535	672.1	307.8	2090	829.6	150.3
07-29-14	11:27	11031	1634	977.8	1560	999.7	-21.9	2533	672.9	304.9	2096	827.6	150.2
08-05-14	15:12	11044	1565	998.3	1560	999.7	-1.4	2478	692.7	304.5	2365	733.2	265.1
08-06-14	14:43	11047	1569	997.1	1560	999.7	-2.6	2477	692.9	305.5	2148	809.9	187.2
08-06-14	16:04	11048	1580	993.7	1560	999.7	-6	2477	692.9	305.5	2259	770.8	222.9
08-07-14	15:14	11051	1574	995.7	1560	999.7	-4	2491	688	307.1	2262	769.9	225.8
08-09-14	11:21	11052	1614	983.8	1560	999.7	-15.9	2528	674.6	309.2	2528	674.6	309.2
08-19-14	15:10	11068	3262	415.7	1542	1005	-589.3	4625	76.6	339.1	3816	247.3	168.4
08-20-14	15:15	11071	3261	416	1542	1005	-589	4611	78.8	337.2	3816	247.2	168.8
08-21-14	14:25	11074	3268	413.9	1542	1005	-591.1	4630	76	337.9	3824	245.1	168.8
08-26-14	12:46	11080	3270	413.3	1542	1005	-591.7	4638	74.7	338.6	3826	244.5	168.8
08-27-14	14:23	11084	3268	413.8	1542	1005	-591.2	4630	75.9	337.9	3824	245.1	168.7
09-02-14	12:14	11089	3379	377.5	1542	1005	-627.5	4972	34	345.3	4116	172.5	205
09-02-14	14:48	11090	3382	376.5	1542	1005	-628.5	4972	34	345.3	4290	135.2	241.3
09-03-14	09:59	11091	3380	377	1542	1005	-628	4955	35.7	341.3	3967	208	169
09-03-14	12:01	11092	3383	376.1	1542	1005	-628.9	4972	34	342.1	4100	176.1	200
09-03-14	15:39	11093	3390	373.9	1542	1005	-631.1	4998	31.5	342.4	4303	132.5	241.4

DATE	TIME	RUN NO.	DC_{TRUP}	ρ_{TRUP}	DC_{FF}	ρ_{excess}	$\rho_{experiment}$	DC_{TRDN}	ρ_{TRDN}	ρ_{TRBANK}	DC_{setup}	ρ_{setup}	ρ_{pulse}
09-04-14	11:21	11094	2336	743.6	1542	1005	-261.4	3202	436.1	307.5	2999	505.7	237.9
09-04-14	16:00	11095	2326	747.2	1542	1005	-257.8	3192	439.4	307.8	2776	585.3	161.9
09-04-14	16:24	11096	2319	749.6	1542	1005	-255.4	3184	441.9	307.7	2870	551.6	198
09-09-14	10:30	11102	1579	994.2	1542	1005	-10.8	2488	688.8	305.4	2049	843.9	150.3
09-09-14	15:03	11103	3348	387.4	1542	1005	-617.6	4826	49.8	337.6	3926	218.4	169
09-10-14	12:07	11105	3353	385.9	1573	995.9	-610	4869	44.8	341.1	3932	216.9	169
09-10-14	16:11	11106	1594	989.6	1573	995.9	-6.3	2504	683.2	306.4	2062	839.3	150.3
09-11-14	16:17	11108	1604	986.8	1573	995.9	-9.1	2517	678.6	306.4	2070	836.7	150.1
09-16-14	14:34	11114	1583	992.9	1573	995.9	-3	2494	686.7	306.2	2052	842.9	150
09-16-14	16:14	11115	1589	991.1	1573	995.9	-4.8	2494	686.7	306.2	2057	841	150.1
09-17-14	12:24	11116	1583	993.1	1573	995.9	-2.8	2493	687.3	305.8	2051	843.1	150
09-20-14	10:08	11121	1554	1001.4	1573	995.9	5.5	2472	694.6	306.8	2472	694.6	306.8
09-20-14	10:56	11122	1548	1003.1	1573	995.9	7.2	2472	694.6	306.8	2463	698	305.1
09-20-14	11:42	11123	1545	1004.1	1573	995.9	8.2	2472	694.6	306.8	2463	698.1	306
09-20-14	13:13	11124	1547	1003.5	1573	995.9	7.6	2472	694.6	306.8	2466	696.9	306.6
09-30-14	12:01	11135	1604	986.6	1560	999.7	-13.1	2521	677.2	309.4	2070	836.5	150.1
10-10-14	11:01	11142	1557	1000.7	1560	999.7	1	2488	689.1	311.6	2488	689.1	311.6
10-30-14	10:25	11144	1550	1002.6	1557	1000.6	2	2481	691.5	311.1	2073	835.7	166.9
10-31-14	15:08	11149	1486	1021	1557	1000.6	20.4	2442	705.7	315.3	2208	788.9	232.1
10-31-14	15:28	11150	1492	1019.4	1557	1000.6	18.8	2442	705.7	315.3	2439	706.7	312.7
10-31-14	15:52	11151	1460	1028.5	1557	1000.6	27.9	2442	705.7	315.3	2423	712.4	316.1
11-18-14	15:19	11179	3244	421.8	1557	1000.6	-578.8	4627	76.3	345.5	3795	253.1	168.7
11-19-14	12:21	11181	3249	420.1	1557	1000.6	-580.5	4624	76.7	343.4	3802	251.2	168.9
11-20-14	12:34	11185	3253	418.7	1557	1000.6	-581.9	4644	73.8	344.9	3807	249.7	169
11-21-14	14:05	11188	1804	924.8	1557	1000.6	-75.8	2695	614.4	311.1	2253	773	151.8
11-21-14	15:42	11189	1794	928	1557	1000.6	-72.6	2695	614.4	311.1	2239	778	150
11-25-14	11:46	11193	1770	935.6	1557	1000.6	-65	2668	623.8	314.5	2217	785.6	150
12-02-14	13:57	11200	1249	1084.4	1261	1081.4	3	2257	771.5	312.9	1815	921.4	163
12-02-14	15:40	11201	1271	1079	1261	1081.4	-2.4	2257	771.5	312.9	2066	838	241
12-03-14	10:05	11202	1272	1078.6	1261	1081.4	-2.8	2268	767.8	310.8	2268	767.8	310.8

DATE	TIME	RUN NO.	DC_{TRUP}	ρ_{TRUP}	DC_{FF}	ρ_{excess}	$\rho_{experiment}$	DC_{TRDN}	ρ_{TRDN}	ρ_{TRBANK}	DC_{setup}	ρ_{setup}	ρ_{pulse}
12-03-14	12:00	11203	1252	1083.7	1261	1081.4	2.3	2254	772.7	311	2254	772.7	311
12-03-14	14:21	11204	1243	1086	1261	1081.4	4.6	2247	775.1	310.9	2247	775.1	310.9
12-04-14	10:05	11205	1442	1033.2	1498	1017.6	15.6	2394	722.7	310.5	1971	870.2	163
12-04-14	11:46	11206	1444	1032.9	1498	1017.6	15.3	2396	722.1	310.8	2200	791.8	241.1
12-04-14	14:22	11207	1278	1077.1	1261	1081.4	-4.3	2281	763.2	313.9	1837	914.2	162.9
12-05-14	10:13	11208	1273	1078.4	1261	1081.4	-3	2276	765	313.4	1834	915.4	163
12-08-14	15:01	11209	1457	1029.2	1498	1017.6	11.6	2406	718.7	310.5	1983	866.2	163
12-09-14	09:28	11210	1459	1028.6	1498	1017.6	11	2411	716.6	312	1954	875.7	152.9
12-09-14	14:54	11213	1447	1032	1498	1017.6	14.4	2397	721.6	310.4	2397	721.6	310.4
12-16-14	11:41	11217	3362	382.9	1537	1006.4	-623.5	4965	34.7	348.2	3881	230	152.9
12-16-14	15:45	11218	3384	375.8	1537	1006.4	-630.6	4965	34.7	348.2	3914	221.4	154.4
12-17-14	10:48	11219	3370	380.3	1557	1000.6	-620.3	5000	31.3	349	3897	225.9	154.4
12-17-14	12:20	11220	3368	381	1537	1006.4	-625.4	5000	31.3	349	3894	226.6	154.4
12-17-14	14:52	11221	3379	377.5	1537	1006.4	-628.9	5000	31.3	349	3910	222.6	154.9
12-17-14	15:32	11222	3388	374.6	1537	1006.4	-631.8	5000	31.3	349	4111	173.6	201
12-18-14	10:03	11223	3360	383.5	1537	1006.4	-622.9	4960	35.1	348.4	4072	182.6	200.9
12-18-14	11:32	11224	3359	383.9	1537	1006.4	-622.5	4960	35.1	348.4	4070	183	200.9
12-18-14	13:14	11225	3367	381.4	1537	1006.4	-625	4960	35.1	348.4	4092	177.9	203.5
12-18-14	14:32	11226	3366	381.5	1537	1006.4	-624.9	4960	35.1	348.4	4285	136.1	245.4
12-18-14	16:07	11227	3370	380.5	1537	1006.4	-625.9	4960	35.1	348.4	4291	135	245.5
12-19-14	11:24	11229	3383	376.2	1537	1006.4	-630.2	5054	26.4	349.8	4312	130.9	245.3
12-19-14	13:18	11230	3370	380.2	1537	1006.4	-626.2	5054	26.4	349.8	4292	134.9	245.3
12-22-14	11:17	11231	1552	1002.2	1537	1006.4	-4.2	2490	688.3	313.9	2490	688.3	313.9
12-23-14	10:32	11232	1546	1003.8	1537	1006.4	-2.6	2487	689.3	314.5	2307	753.8	250
01-05-15	16:17	11233	1540	1005.6	1537	1006.4	-0.8	2477	693.1	312.5	2014	855.6	150
01-06-15	09:25	11234	1546	1003.8	1537	1006.4	-2.6	2493	687.3	316.5	2165	803.8	200
01-14-15	14:27	11248	3333	392.4	1534	1007.3	-614.9	4820	50.6	341.8	4412	111.8	280.6
01-21-15	10:42	11253	3416	365.7	1541	1005.3	-639.6	5135	19.9	345.8	4418	110.7	255
01-21-15	13:09	11254	3417	365.2	1541	1005.3	-640.1	5135	19.9	345.8	4420	110.5	254.7
01-21-15	14:45	11255	3419	364.6	1541	1005.3	-640.7	5135	19.9	345.8	4425	109.5	255.1

DATE	TIME	RUN NO.	DC_{TRUP}	ρ_{TRUP}	DC_{FF}	ρ_{excess}	$\rho_{experiment}$	DC_{TRDN}	ρ_{TRDN}	ρ_{TRBANK}	DC_{setup}	ρ_{setup}	ρ_{pulse}
01-27-15	13:13	11265	1588	991.5	1541	1005.3	-13.8	2493	687.1	307.4	2367	732.4	259.1
01-27-15	14:56	11266	1573	995.9	1541	1005.3	-9.4	2486	689.7	306.2	2486	689.7	306.2
01-28-15	14:22	11269	1589	991.2	1541	1005.3	-14.1	2485	690	304.4	2390	724.2	267
01-29-15	14:48	11272	1570	996.9	1541	1005.3	-8.4	2479	692.2	305.3	2374	729.9	267
02-02-15	14:11	11277	1553	1001.8	1541	1005.3	-3.5	2466	697.1	304.7	2466	697.1	304.7
02-04-15	14:59	11283	1446	1032.4	1305	1070.1	-37.7	2380	727.9	304.5	2380	727.9	304.5
02-05-15	10:18	11284	1446	1032.2	1305	1070.1	-37.9	2378	728.6	303.6	2378	728.6	303.6
02-06-15	10:59	11290	1470	1025.6	1305	1070.1	-44.5	2400	720.8	304.8	2400	720.8	304.8
02-10-15	14:22	11294	1532	1007.9	1537	1006.4	1.5	2436	707.6	305.6	2338	742.8	265.1
02-11-15	14:38	11297	1578	994.4	1537	1006.4	-12	2478	692.5	305.5	2376	729.4	265
02-13-15	14:03	11305	3338	390.7	1537	1006.4	-615.7	4836	48.6	342.1	3867	233.7	157
02-27-15	15:04	11330	3378	377.7	1537	1006.4	-628.7	4957	35.5	342.2	4957	35.5	342.2
03-03-15	13:37	11331	3271	412.8	1537	1006.4	-593.6	4629	76	336.8	3828	244	168.8
03-03-15	15:51	11332	3276	411.1	1537	1006.4	-595.3	4646	73.6	337.5	3835	242.3	168.8
03-04-15	10:49	11333	3284	408.5	1537	1006.4	-597.9	4670	70	338.5	3844	239.9	168.6
03-04-15	15:26	11334	3284	408.4	1537	1006.4	-598	4675	69.4	339	3844	239.6	168.8
03-05-15	10:39	11335	3252	419	1537	1006.4	-587.4	4605	79.7	339.3	3800	251.5	167.5
03-05-15	13:44	11336	3253	418.8	1537	1006.4	-587.6	4600	80.4	338.4	3804	250.5	168.3
03-05-15	16:05	11337	3248	420.4	1537	1006.4	-586	4591	81.7	338.7	3799	251.8	168.6
03-06-15	10:00	11338	3243	422	1537	1006.4	-584.4	4571	84.9	337.1	3792	254	168
03-06-15	12:58	11339	3254	418.5	1537	1006.4	-587.9	4606	79.6	338.9	3805	250.4	168.1
03-10-15	16:19	11344	1527	1009.3	1495	1018.5	-9.2	2451	702.4	306.9	2126	817.4	191.9
03-11-15	09:27	11345	1520	1011.2	1495	1018.5	-7.3	2453	701.6	309.6	2020	853.7	157.5
03-11-15	10:35	11346	1533	1007.6	1495	1018.5	-10.9	2458	700	307.6	2032	849.8	157.8
03-11-15	11:31	11347	1533	1007.5	1495	1018.5	-11	2459	699.5	308	2032	849.7	157.8
03-11-15	13:51	11348	1524	1010.1	1495	1018.5	-8.4	2453	701.6	308.5	2084	831.9	178.2
03-11-15	14:55	11349	1524	1010.3	1495	1018.5	-8.2	2449	703.2	307.1	2083	832.2	178.1
03-11-15	15:46	11350	1526	1009.6	1495	1018.5	-8.9	2448	703.4	306.2	2085	831.4	178.2
03-12-15	09:55	11351	1527	1009.3	1495	1018.5	-9.2	2456	700.6	308.7	2187	796.3	213
03-12-15	11:05	11352	1526	1009.7	1495	1018.5	-8.8	2453	701.6	308.1	2145	810.8	198.9

DATE	TIME	RUN NO.	DC_{TRUP}	ρ_{TRUP}	DC_{FF}	ρ_{excess}	$\rho_{experiment}$	DC_{TRDN}	ρ_{TRDN}	ρ_{TRBANK}	DC_{setup}	ρ_{setup}	ρ_{pulse}
03-12-15	12:04	11353	1529	1008.8	1495	1018.5	-9.7	2449	703	305.8	2148	809.8	199
03-12-15	14:16	11354	1528	1009	1495	1018.5	-9.5	2452	702	307	2147	810.1	198.9
03-12-15	15:27	11355	1534	1007.2	1495	1018.5	-11.3	2457	700	307.2	2193	794.2	213
03-17-15	10:26	11366	3412	366.8	1537	1006.4	-639.6	5123	20.8	346.4	4009	197.7	169.1
03-17-15	11:39	11367	3426	362.5	1537	1006.4	-643.9	5123	20.8	346.4	4165	161.4	201.1
03-18-15	14:23	11374	1548	1003.2	1548	1003.2	0	2468	696.2	307	2468	696.2	307
03-23-15	15:31	11382	1704	956.5	1548	1003.2	-46.7	2580	655.9	302.9	2157	806.5	150
04-07-15	12:30	11400	1341	1060.8	1548	1003.2	57.6	2317	750.2	310.6	2317	750.2	310.6
04-08-15	12:52	11401	1344	1059.9	1548	1003.2	56.7	2325	747.3	312.6	2325	747.3	312.6
04-09-15	12:27	11402	1342	1060.4	1548	1003.2	57.2	2320	749.3	311.1	2320	749.3	311.1
04-14-15	14:57	11403	3264	415	1548	1003.2	-588.2	4628	76.2	338.8	3820	246.2	168.8
04-15-15	11:37	11404	3279	410	1548	1003.2	-593.2	4666	70.7	339.3	3839	241.2	168.8
04-15-15	14:53	11405	3280	409.9	1548	1003.2	-593.3	4670	70.1	339.8	3839	241.1	168.8
04-15-15	16:51	11406	3286	407.9	1548	1003.2	-595.3	4676	69.3	338.6	3846	239.1	168.8
04-16-15	13:01	11407	3257	417.3	1548	1003.2	-585.9	4608	79.2	338.1	3812	248.5	168.8
04-16-15	17:00	11409	3271	412.8	1548	1003.2	-590.4	4626	76.5	336.3	3828	244.1	168.7
04-17-15	10:07	11410	3255	418.1	1548	1003.2	-585.1	4602	80.1	338	3808	249.4	168.7
04-17-15	12:23	11411	3252	419.1	1548	1003.2	-584.1	4594	81.3	337.8	3805	250.3	168.8
04-23-15	09:10	11419	1506	1015.4	1548	1003.2	12.2	2435	708	307.4	2274	765.4	250
04-23-15	10:03	11420	1487	1020.7	1495	1018.5	2.2	2435	708	307.4	2259	770.7	250
04-23-15	11:07	11421	1502	1016.5	1495	1018.5	-2	2435	708	307.4	2271	766.5	250
04-23-15	12:24	11422	1497	1018	1495	1018.5	-0.5	2435	708	307.4	2267	767.9	250.1
04-23-15	13:12	11423	1500	1017	1495	1018.5	-1.5	2435	708	307.4	2270	767	250
04-23-15	14:15	11424	1495	1018.5	1495	1018.5	0	2435	708	307.4	2266	768.4	250.1
04-28-15	11:05	11427	3306	401.2	1545	1004.1	-602.9	4742	60.3	340.9	3923	219.1	182.1
04-28-15	13:49	11428	3318	397.1	1545	1004.1	-607	4762	57.6	339.5	3942	214.4	182.7
04-29-15	14:28	11436	3311	399.6	1545	1004.1	-604.5	4764	57.4	342.2	3930	217.3	182.3
04-30-15	10:32	11437	3335	391.7	1545	1004.1	-612.4	4817	50.9	340.8	3961	209.6	182.1
05-05-15	14:09	11443	1354	1057.4	1545	1004.1	53.3	2330	745.7	311.7	2330	745.7	311.7
05-06-15	09:50	11444	1353	1057.6	1545	1004.1	53.5	2337	743.2	314.4	2337	743.2	314.4

DATE	TIME	RUN NO.	DC_{TRUP}	ρ_{TRUP}	DC_{FF}	ρ_{excess}	$\rho_{experiment}$	DC_{TRDN}	ρ_{TRDN}	ρ_{TRBANK}	DC_{setup}	ρ_{setup}	ρ_{pulse}
05-07-15	14:14	11445	1345	1059.6	1545	1004.1	55.5	2323	748.1	311.5	2323	748.1	311.5
06-02-15	14:06	11475	3323	395.7	1545	1004.1	-608.4	4778	55.7	340	4288	135.7	260
06-03-15	09:51	11478	2727	602.6	1545	1004.1	-401.5	3686	283.6	319	3182	442.7	159.9
06-03-15	11:34	11479	2730	601.8	1545	1004.1	-402.3	3686	283.6	319	3179	443.7	158.1
06-03-15	13:31	11480	2727	602.7	1545	1004.1	-401.4	3686	283.6	319	3378	377.8	224.9
06-04-15	10:19	11481	2717	606.5	1545	1004.1	-397.6	3675	286.8	319.7	3366	381.6	224.9
06-04-15	12:00	11482	2714	607.4	1545	1004.1	-396.7	3667	289.1	318.3	3364	382.4	225
06-04-15	13:51	11483	2717	606.4	1545	1004.1	-397.7	3667	289.1	318.3	3367	381.4	225
06-08-15	13:25	11489	2743	596.9	1545	1004.1	-407.2	3700	279.7	317.2	3189	440.4	156.5
06-09-15	11:48	11492	2744	596.6	1545	1004.1	-407.5	3733	270.1	325.2	3190	440	156.6
06-09-15	13:54	11493	2751	594.2	1545	1004.1	-409.9	3733	270.1	325.2	3328	394.1	200.1
06-10-15	14:28	11496	1556	1000.9	1545	1004.1	-3.2	2462	698.4	304.2	2113	821.8	179.1
06-11-15	13:31	11498	1535	1006.9	1545	1004.1	2.8	2453	701.5	307	2299	756.8	250.1
06-11-15	14:44	11500	1530	1008.5	1545	1004.1	4.4	2453	701.5	307	2294	758.3	250.2
06-19-15	10:07	11513	1554	1001.4	1536	1006.7	-5.3	2466	697	304.4	2466	697	304.4
06-19-15	10:58	11514	1523	1010.6	1536	1006.7	3.9	2466	697	304.4	2454	701.2	309.4
06-25-15	15:20	11526	3359	384	1536	1006.7	-622.7	4880	43.6	342.7	3935	216	168
06-30-15	10:12	11530	3257	417.4	1536	1006.7	-589.3	4619	77.5	339.9	3812	248.5	168.9
06-30-15	12:38	11531	3258	417.1	1536	1006.7	-589.6	4602	80	337.1	3812	248.3	168.8
06-30-15	15:02	11532	3259	416.8	1536	1006.7	-589.9	4608	79.2	337.6	3814	248	168.8
07-01-15	09:49	11533	3251	419.4	1536	1006.7	-587.3	4595	81.2	338.2	3804	250.7	168.7
07-01-15	12:51	11534	3258	417	1536	1006.7	-589.7	4616	78	339	3813	248.1	168.9
07-01-15	13:46	11535	3260	416.3	1536	1006.7	-590.4	4609	79.1	337.2	3815	247.5	168.8
07-02-15	10:08	11536	3253	418.8	1536	1006.7	-587.9	4599	80.5	338.3	3806	250	168.8
07-02-15	12:34	11537	3271	412.9	1536	1006.7	-593.8	4643	74	338.9	3828	244.1	168.8
07-02-15	14:01	11538	3262	415.7	1536	1006.7	-591	4616	78	337.7	3817	246.9	168.8
07-07-15	10:37	11539	3336	391.6	1536	1006.7	-615.1	4807	52.1	339.5	3909	222.6	169
07-07-15	11:43	11540	3342	389.4	1536	1006.7	-617.3	4807	52.1	339.5	4064	184.4	205
07-08-15	12:06	11543	1300	1071.4	1536	1006.7	64.7	2280	763.3	306.9	1815	921.3	150.1
07-08-15	14:27	11544	1301	1071.2	1536	1006.7	64.5	2280	763.3	306.9	1941	880.3	190.9

DATE	TIME	RUN NO.	DC_{TRUP}	ρ_{TRUP}	DC_{FF}	ρ_{excess}	$\rho_{experiment}$	DC_{TRDN}	ρ_{TRDN}	ρ_{TRBANK}	DC_{setup}	ρ_{setup}	ρ_{pulse}
07-09-15	10:53	11545	1572	996.4	1536	1006.7	-10.3	2481	691.6	304.8	2065	838.4	158
07-09-15	14:40	11546	1600	987.9	1536	1006.7	-18.8	2508	681.7	306.2	2090	829.9	158
07-14-15	13:43	11553	1532	1007.9	1551	1002.4	5.5	2446	704.3	306.7	2338	742.9	265
07-15-15	10:59	11555	1560	999.7	1551	1002.4	-2.7	2473	694.4	308	2032	849.7	150
07-15-15	13:51	11556	1561	999.4	1551	1002.4	-3	2473	694.4	308	2375	729.6	269.8
07-16-15	13:56	11559	1551	1002.4	1551	1002.4	0	2450	702.7	304.5	2364	733.4	269
07-17-15	13:56	11562	1543	1004.7	1551	1002.4	2.3	2442	705.4	305.2	2361	734.7	270
07-21-15	14:19	11564	3273	412.2	1551	1002.4	-590.2	4643	73.9	338.3	3816	247.2	165
07-22-15	11:10	11565	3253	418.7	1551	1002.4	-583.7	4588	82.2	336.5	3795	253.1	165.6
07-22-15	14:33	11566	3268	413.7	1551	1002.4	-588.7	4626	76.5	337.2	3821	246	167.7
07-23-15	10:25	11567	3278	410.5	1551	1002.4	-591.9	4654	72.3	338.2	3835	242.2	168.3
07-23-15	12:09	11568	3260	416.6	1551	1002.4	-585.8	4608	79.1	337.5	3818	246.7	169.9
08-07-15	10:19	11594	3264	415.1	1553	1001.8	-586.7	4629	76	339.1	3808	249.4	165.7
08-07-15	13:17	11595	3272	412.6	1553	1001.8	-589.2	4638	74.7	337.9	3818	246.7	165.9
08-12-15	13:46	11603	2894	542.8	1553	1001.8	-459	3938	215.3	329.3	3356	384.8	158
08-25-15	10:57	11616	3266	414.6	1553	1001.8	-587.2	4631	75.8	338.8	3810	248.9	165.7
08-25-15	13:49	11617	3262	415.8	1553	1001.8	-586	4603	80	335.8	3811	248.7	167.1
08-26-15	10:03	11618	3262	415.8	1553	1001.8	-586	4611	78.7	337.1	3809	249.2	166.6
08-26-15	15:29	11620	3261	416.1	1553	1001.8	-585.7	4616	78	338.1	3811	248.6	167.5
08-31-15	15:58	11624	3262	415.9	1553	1001.8	-585.9	4617	77.9	338	3816	247.3	168.6
09-01-15	14:21	11627	3265	414.8	1553	1001.8	-587	4623	76.9	337.9	3822	245.8	169
09-22-15	13:53	11664	1540	1005.7	1565	998.3	7.4	2464	697.7	308	2296	757.6	248.1
09-22-15	14:46	11665	1548	1003.3	1565	998.3	5	2464	697.7	308	2303	755.2	248.1
09-23-15	10:56	11666	1542	1005	1565	998.3	6.7	2462	698.5	306.5	2298	756.9	248.1
09-23-15	12:22	11667	1551	1002.4	1565	998.3	4.1	2462	698.5	306.5	2305	754.4	248
09-23-15	14:13	11668	1561	999.5	1565	998.3	1.2	2462	698.5	306.5	2314	751.5	248
09-23-15	15:09	11669	1549	1002.9	1565	998.3	4.6	2462	698.5	306.5	2304	755	247.9
09-24-15	10:08	11670	1538	1006	1565	998.3	7.7	2455	701	305	2296	757.8	248.2
09-24-15	11:26	11671	1538	1006.2	1565	998.3	7.9	2455	701	305	2295	758.2	248
01-13-16	11:56	11699	1534	1007.2	1512	1013.6	-6.4	2458	699.9	307.3	2368	732.2	275

DATE	TIME	RUN NO.	DC_{TRUP}	ρ_{TRUP}	DC_{FF}	ρ_{excess}	$\rho_{experiment}$	DC_{TRDN}	ρ_{TRDN}	ρ_{TRBANK}	DC_{setup}	ρ_{setup}	ρ_{pulse}
01-15-16	10:52	11703	1539	1005.8	1512	1013.6	-7.8	2460	699	306.8	2301	755.8	250
01-18-16	12:06	11704	1536	1006.9	1512	1013.6	-6.7	2458	699.7	307.2	2156	807	199.9
01-19-16	10:03	11705	1528	1009	1512	1013.6	-4.6	2452	701.9	307.1	2004	859	150
01-19-16	14:49	11706	1319	1066.4	1512	1013.6	52.8	2306	754.1	312.3	2306	754.1	312.3
01-20-16	14:20	11707	1316	1067.3	1512	1013.6	53.7	2309	753.1	314.2	2309	753.1	314.2
01-21-16	16:15	11708	1324	1065.1	1512	1013.6	51.5	2310	752.6	312.5	2310	752.6	312.5
02-03-16	15:03	11726	3249	420	1512	1013.6	-593.6	4585	82.6	337.4	3802	251	169
02-04-16	10:17	11727	3256	417.7	1512	1013.6	-595.9	4601	80.3	337.4	3811	248.7	169
02-04-16	14:44	11728	3257	417.4	1512	1013.6	-596.2	4601	80.3	337.1	3812	248.4	169
02-10-16	15:16	11736	1550	1002.6	1550	1002.6	0	2467	696.6	306	2111	822.6	180
02-11-16	10:18	11737	1554	1001.6	1550	1002.6	-1	2470	695.4	306.2	2246	775.6	226
02-11-16	11:15	11738	1552	1002.1	1550	1002.6	-0.5	2472	694.8	307.3	2312	752.1	250
02-11-16	13:54	11739	1560	999.6	1550	1002.6	-3	2468	696.3	303.3	2468	696.3	303.3
02-23-16	10:04	11748	1546	1003.9	1550	1002.6	1.3	2462	698.5	305.4	2462	698.5	305.4
02-25-16	11:46	11753	3317	397.6	1550	1002.6	-605	4761	57.8	339.8	4761	57.8	339.8
03-10-16	13:42	11762	3327	394.4	1519	1011.6	-617.2	4781	55.3	339.1	4781	55.3	339.1
04-05-16	09:39	11770	1521	1011	1519	1011.6	-0.6	2443	705.3	305.7	2443	705.3	305.7
04-05-16	14:49	11771	1321	1066.1	1521	1011	55.1	2307	753.9	312.2	2307	753.9	312.2
04-06-16	14:32	11772	1344	1059.9	1521	1011	48.9	2324	748	311.9	2324	748	311.9
04-07-16	13:02	11773	1258	1082.2	1521	1011	71.2	2267	768.1	314.1	2267	768.1	314.1
05-03-16	11:38	11791	1526	1009.6	1526	1009.6	0	2449	703	306.6	2449	703	306.6
05-03-16	13:52	11792	1522	1010.7	1526	1009.6	1.1	2441	705.8	304.9	2441	705.8	304.9
05-03-16	15:39	11793	1516	1012.5	1526	1009.6	2.9	2444	704.8	307.7	2444	704.8	307.7
05-04-16	09:58	11794	1532	1007.9	1526	1009.6	-1.7	2455	701	306.9	2455	701	306.9
05-04-16	10:57	11795	1517	1012.1	1526	1009.6	2.5	2438	706.8	305.3	2438	706.8	305.3
05-04-16	13:28	11796	1519	1011.6	1526	1009.6	2	2449	703	308.6	2449	703	308.6
05-11-16	10:22	11801	1151	1108.3	1191	1098.7	9.6	2164	804.2	304.1	1733	947.3	161
05-11-16	11:56	11802	1167	1104.4	1191	1098.7	5.7	2169	802.4	302	1863	905.8	198.6
05-11-16	15:20	11803	1169	1104.1	1191	1098.7	5.4	2172	801.4	302.7	1881	900	204.1
05-12-16	09:40	11804	1119	1115.9	1191	1098.7	17.2	2144	811	304.9	1725	949.9	166

DATE	TIME	RUN NO.	DC_{TRUP}	ρ_{TRUP}	DC_{FF}	ρ_{excess}	$\rho_{experiment}$	DC_{TRDN}	ρ_{TRDN}	ρ_{TRBANK}	DC_{setup}	ρ_{setup}	ρ_{pulse}
05-12-16	10:45	11805	1116	1116.5	1191	1098.7	17.8	2143	811.4	305.1	1768	936.5	180
05-12-16	12:03	11806	1124	1114.8	1191	1098.7	16.1	2148	809.7	305.1	1810	922.8	192
05-12-16	14:16	11807	1129	1113.5	1191	1098.7	14.8	2152	808.5	305	1860	907	206.5
05-13-16	08:04	11808	1102	1119.7	1191	1098.7	21	2143	811.5	308.2	1690	960.7	159
05-16-16	12:01	11809	1538	1006.1	1526	1009.6	-3.5	2453	701.7	304.4	2301	756.1	250
05-16-16	14:25	11810	1117	1116.2	1191	1098.7	17.5	2144	811	305.2	1762	938.3	177.9
05-16-16	16:07	11811	1124	1114.6	1191	1098.7	15.9	2148	809.9	304.7	1862	906	208.6
05-17-16	09:31	11812	1138	1111.3	1191	1098.7	12.6	2154	807.6	303.7	1705	956.2	155.1
05-17-16	10:32	11813	1130	1113.1	1191	1098.7	14.4	2142	811.7	301.4	1718	951.9	161.2
05-17-16	11:16	11814	1123	1114.9	1191	1098.7	16.2	2148	809.9	305	1767	936.8	178.1
05-19-16	10:58	11815	1537	1006.4	1526	1009.6	-3.2	2457	700.2	306.2	2457	700.2	306.2
05-19-16	12:48	11816	1513	1013.3	1537	1006.4	6.9	2445	704.5	308.8	2445	704.5	308.8
05-19-16	14:57	11817	1514	1013.1	1537	1006.4	6.7	2445	704.5	308.6	2445	704.5	308.6
05-24-16	09:48	11819	1550	1002.8	1537	1006.4	-3.6	2468	696.4	306.4	2022	852.8	150
05-24-16	10:19	11820	1559	1000.1	1537	1006.4	-6.3	2468	696.4	306.4	2176	800.1	200
05-24-16	11:16	11821	1551	1002.4	1537	1006.4	-4	2468	696.4	306.4	2311	752.4	250
06-03-16	10:09	11824	1544	1004.4	1537	1006.4	-2	2462	698.2	306.2	2018	854.4	150
06-03-16	13:39	11825	1553	1001.7	1537	1006.4	-4.7	2462	698.2	306.2	2171	801.7	200
06-03-16	14:05	11826	1537	1006.3	1537	1006.4	-0.1	2462	698.2	306.2	2300	756.3	250
06-03-16	14:31	11827	1508	1014.8	1537	1006.4	8.4	2462	698.2	306.2	2416	714.8	300
06-07-16	15:27	11828	1325	1065	1537	1006.4	58.6	2304	754.8	310.2	1922	886.6	178.4
06-07-16	16:15	11829	1330	1063.5	1537	1006.4	57.1	2311	752.5	311	2311	752.5	311
06-09-16	15:59	11833	3272	412.5	1537	1006.4	-593.9	4646	73.5	339	3790	254.4	158.1
06-21-16	14:22	11848	1449	1031.4	1454	1030	1.4	2382	727	304.4	1946	878.4	153
06-21-16	15:36	11849	1464	1027.2	1454	1030	-2.8	2386	725.5	301.7	2386	725.5	301.7
06-22-16	10:36	11850	1448	1031.7	1454	1030	1.7	2383	726.8	304.9	1946	878.5	153.2
06-22-16	12:02	11851	1461	1028.1	1454	1030	-1.9	2383	726.8	304.9	2092	829.1	199
06-22-16	15:11	11852	1465	1026.9	1454	1030	-3.1	2383	726.8	304.9	2298	757	269.9
06-23-16	10:10	11853	1272	1078.6	1275	1077.9	0.7	2246	775.4	303.2	1861	906.6	172
06-23-16	11:12	11854	1274	1078.2	1275	1077.9	0.3	2246	775.4	303.2	2036	848.2	230

DATE	TIME	RUN NO.	DC_{TRUP}	ρ_{TRUP}	DC_{FF}	ρ_{excess}	$\rho_{experiment}$	DC_{TRDN}	ρ_{TRDN}	ρ_{TRBANK}	DC_{setup}	ρ_{setup}	ρ_{pulse}
06-23-16	13:27	11855	1290	1074.1	1275	1077.9	-3.8	2258	771.3	302.8	2258	771.3	302.8
07-13-16	15:39	11864	1150	1108.5	1191	1098.7	9.8	2153	808	300.5	1733	947.5	161
07-13-16	16:42	11865	1132	1112.7	1191	1098.7	14	2144	811.2	301.5	1862	906.2	206.5
07-14-16	09:25	11866	1114	1117	1191	1098.7	18.3	2136	813.8	303.2	1686	962	155
07-14-16	10:37	11867	1104	1119.3	1191	1098.7	20.6	2130	816.1	303.2	1704	956.3	163
07-14-16	11:49	11868	1142	1110.4	1191	1098.7	11.7	2153	808	302.4	1778	933.3	177.1
07-14-16	14:00	11869	1122	1115.1	1191	1098.7	16.4	2144	811.1	304	1804	925.1	190
07-14-16	15:20	11870	1098	1120.7	1191	1098.7	22	2126	817.4	303.3	1786	930.7	190
07-14-16	16:35	11871	1132	1112.8	1191	1098.7	14.1	2148	809.7	303.1	1863	905.8	207
07-27-16	12:19	11887	1365	1054.5	1527	1009.3	45.2	2330	745.6	308.9	2330	745.6	308.9
07-27-16	15:55	11888	1374	1052	1527	1009.3	42.7	2335	743.9	308.1	2335	743.9	308.1
07-28-16	11:23	11889	1342	1060.5	1527	1009.3	51.2	2308	753.4	307.1	2308	753.4	307.1
07-28-16	15:29	11890	1355	1056.9	1527	1009.3	47.6	2319	749.7	307.2	2319	749.7	307.2
08-15-16	15:49	11906	3264	415.1	1546	1003.8	-588.7	4616	78	337.1	3820	246.1	169
08-16-16	11:26	11907	3256	417.7	1546	1003.8	-586.1	4573	84.6	333.1	3811	248.7	169
08-16-16	15:27	11908	3264	415.2	1546	1003.8	-588.6	4596	81	334.2	3820	246.2	169
08-17-16	11:34	11909	3262	415.8	1546	1003.8	-588	4592	81.5	334.3	3818	246.8	169
08-17-16	15:25	11910	3264	414.9	1546	1003.8	-588.9	4595	81.1	333.8	3821	245.9	169
08-18-16	11:23	11911	3266	414.4	1546	1003.8	-589.4	4598	80.7	333.7	3823	245.4	169
08-18-16	15:29	11912	3268	413.8	1546	1003.8	-590	4599	80.6	333.2	3825	244.8	169
08-19-16	10:05	11913	3268	413.8	1546	1003.8	-590	4603	80	333.8	3825	244.8	169
08-19-16	14:30	11914	3268	413.9	1546	1003.8	-589.9	4600	80.3	333.6	3825	244.9	169
08-23-16	10:38	11920	3256	417.8	1546	1003.8	-586	4560	86.6	331.2	3810	248.8	169
08-23-16	14:42	11921	3259	416.9	1546	1003.8	-586.9	4583	83	333.9	3814	247.9	169
08-31-16	10:59	11925	1583	992.9	1546	1003.8	-10.9	2477	692.9	300	2477	692.9	300
08-31-16	11:53	11926	1561	999.3	1546	1003.8	-4.5	2459	699.3	300	2459	699.3	300
09-15-16	14:39	11944	1273	1078.4	1546	1003.8	74.6	2268	767.8	310.6	2268	767.8	310.6
09-20-16	11:06	11946	1461	1028.1	1445	1032.6	-4.5	2372	730.8	301.8	2133	815.1	213
09-22-16	14:48	11952	1507	1015	1508	1014.8	0.2	2415	715.3	301.2	2003	859.5	155.5
09-28-16	12:07	11954	1468	1026.1	1508	1014.8	11.3	2390	724.3	301.8	1969	870.7	155.4

DATE	TIME	RUN NO.	DC_{TRUP}	ρ_{TRUP}	DC_{FF}	ρ_{excess}	$\rho_{experiment}$	DC_{TRDN}	ρ_{TRDN}	ρ_{TRBANK}	DC_{setup}	ρ_{setup}	ρ_{pulse}
09-28-16	14:33	11955	1472	1024.9	1508	1014.8	10.1	2390	724.3	301.8	2304	754.9	270
09-29-16	10:30	11956	1476	1023.7	1508	1014.8	8.9	2393	723	300.7	2108	823.6	200.1
10-05-16	13:08	11959	1503	1016.2	1533	1007.6	8.6	2420	713.3	302.9	2266	768.5	247.7
11-10-16	10:28	12002	3272	412.5	1533	1007.6	-595.1	4635	75.1	337.4	3812	248.3	164.2
11-10-16	15:16	12003	3260	416.4	1533	1007.6	-591.2	4592	81.6	334.8	3797	252.5	163.9
12-13-16	14:17	12013	1546	1003.9	1533	1007.6	-3.7	2459	699.5	304.4	2192	794.6	209.3
12-13-16	15:15	12014	1550	1002.6	1533	1007.6	-5	2463	698.1	304.5	2463	698.1	304.5
02-21-17	10:59	12049	1529	1008.8	1542	1005	3.8	2443	705.3	303.5	2443	705.3	303.5
02-21-17	10:59	12049	1529	1008.8	1542	1005	3.8	2443	705.3	303.5	2443	705.3	303.5
02-28-17	09:49	12057	1553	1001.8	1542	1005	-3.2	2467	696.5	305.3	2313	751.8	250
02-28-17	09:49	12057	1553	1001.8	1542	1005	-3.2	2467	696.5	305.3	2313	751.8	250
03-01-17	14:22	12060	1556	1000.8	1542	1005	-4.2	2471	695	305.8	2174	800.8	200
03-02-17	10:58	12061	1549	1003	1542	1005	-2	2462	698.2	304.8	2022	853	150
03-02-17	13:24	12062	1557	1000.6	1542	1005	-4.4	2467	696.6	304	2467	696.6	304
03-02-17	14:03	12063	1522	1010.8	1542	1005	5.8	2467	696.6	304	2438	706.8	304
03-02-17	14:32	12064	1483	1021.8	1542	1005	16.8	2467	696.6	304	2418	714	307.8
03-22-17	11:43	12073	1536	1006.8	1542	1005	1.8	2496	686.2	320.6	2496	686.2	320.6
03-22-17	14:36	12074	1541	1005.3	1536	1006.7	-1.4	2502	683.8	321.5	2502	683.8	321.5
03-22-17	15:08	12075	1495	1018.6	1536	1006.7	11.9	2471	695	323.6	2471	695	323.6
03-23-17	11:38	12076	1538	1006.3	1536	1006.7	-0.4	2495	686.6	319.7	2495	686.6	319.7
03-23-17	14:30	12077	1541	1005.2	1536	1006.7	-1.5	2501	684.2	321	2495	686.6	319.7
03-24-17	12:26	12079	1547	1003.4	1536	1006.7	-3.3	2506	682.7	320.7	2506	682.7	320.7
03-28-17	11:12	12080	1316	1067.4	1536	1006.7	60.7	2338	742.7	324.7	2338	742.7	324.7
03-28-17	12:03	12081	1260	1081.6	1536	1006.7	74.9	2317	750.4	331.2	2317	750.4	331.2
03-29-17	10:41	12082	1346	1059.4	1536	1006.7	52.7	2352	737.7	321.7	2352	737.7	321.7
03-29-17	11:39	12083	1296	1072.4	1536	1006.7	65.7	2352	737.7	321.7	2338	742.9	329.5
03-30-17	10:32	12084	1310	1068.9	1536	1006.7	62.2	2334	744.3	324.6	2334	744.3	324.6
03-30-17	11:48	12085	1280	1076.5	1536	1006.7	69.8	2320	749.1	327.4	2320	749.1	327.4
04-03-17	10:39	12086	1317	1067	1533	1007.6	59.4	2340	742.1	324.9	2340	742.1	324.9
04-03-17	11:26	12087	1278	1077	1533	1007.6	69.4	2316	750.6	326.4	2316	750.6	326.4

DATE	TIME	RUN NO.	DC_{TRUP}	ρ_{TRUP}	DC_{FF}	ρ_{excess}	$\rho_{experiment}$	DC_{TRDN}	ρ_{TRDN}	ρ_{TRBANK}	DC_{setup}	ρ_{setup}	ρ_{pulse}
04-04-17	10:45	12088	1328	1064.2	1536	1006.7	57.5	2341	741.8	322.4	2341	741.8	322.4
04-04-17	11:36	12089	1286	1075.1	1536	1006.7	68.4	2324	747.8	327.3	2324	747.8	327.3
04-05-17	10:30	12090	1315	1067.6	1536	1006.7	60.9	2332	744.9	322.7	2332	744.9	322.7
04-05-17	11:33	12091	1256	1082.5	1536	1006.7	75.8	2308	753.5	329	2308	753.5	329
04-19-17	09:43	12095	1470	1025.6	1488	1020.5	5.1	2386	725.8	299.8	2386	725.8	299.8
04-19-17	14:16	12096	1475	1024.2	1488	1020.5	3.7	2389	724.6	299.6	2389	724.6	299.6
04-20-17	10:00	12097	1488	1020.6	1488	1020.5	0.1	2400	720.7	299.9	2400	720.7	299.9
04-20-17	14:01	12098	1458	1028.9	1488	1020.5	8.4	2373	730.3	298.6	2373	730.3	298.6
05-16-17	15:01	12115	1557	1000.7	1538	1006.1	-5.4	2464	697.6	303.1	2142	811.7	189
05-17-17	11:59	12116	1562	999	1538	1006.1	-7.1	2458	699.7	299.3	2147	810.1	188.9
05-18-17	10:22	12117	1577	994.8	1538	1006.1	-11.3	2472	694.6	300.2	2046	844.8	150
05-18-17	14:07	12118	1563	998.9	1538	1006.1	-7.2	2466	697.1	301.8	2232	780.4	218.5
05-22-17	11:57	12120	3344	388.7	1538	1006.1	-617.4	4797	53.3	335.4	4146	165.7	223
05-25-17	11:25	12133	3325	394.9	1538	1006.1	-611.2	4735	61.2	333.7	4735	61.2	333.7
05-25-17	13:46	12134	3326	394.8	1538	1006.1	-611.3	4743	60.2	334.6	4302	132.7	262.1
05-25-17	15:32	12135	3333	392.3	1538	1006.1	-613.8	4750	59.2	333.1	4750	59.2	333.1
06-06-17	10:03	12142	3323	395.6	1546	1003.8	-608.2	4729	62	333.6	3895	226.3	169.3
06-08-17	11:52	12144	3333	392.4	1546	1003.8	-611.4	4784	54.9	337.5	3905	223.8	168.6
08-02-17	16:09	12182	3296	404.4	1539	1005.8	-601.4	4673	69.6	334.8	3790	254.4	150
08-03-17	15:33	12184	3291	406.2	1539	1005.8	-599.6	4662	71.2	335	3784	256.2	150
08-08-17	12:34	12185	3262	415.9	1539	1005.8	-589.9	4598	80.7	335.2	3810	248.8	167.1
08-08-17	14:37	12186	3253	418.8	1539	1005.8	-587	4566	85.6	333.2	3808	249.5	169.3
08-09-17	09:32	12187	3254	418.4	1539	1005.8	-587.4	4568	85.4	333	3803	250.8	167.6
08-09-17	13:32	12188	3258	417.1	1539	1005.8	-588.7	4576	84.1	333	3813	248	169.1
08-10-17	10:48	12190	3254	418.4	1539	1005.8	-587.4	4585	82.7	335.7	3802	251.2	167.2
08-10-17	15:07	12191	3267	414.2	1539	1005.8	-591.6	4605	79.7	334.5	3821	245.9	168.3
08-21-17	13:43	12204	1544	1004.4	1544	1004.4	0	2460	699.3	305.1	2068	837.2	167.2
09-06-17	14:09	12211	1676	965	1530	1008.5	-43.5	2554	665.4	301.3	2134	814.4	150.6
09-07-17	13:50	12214	1656	971.1	1530	1008.5	-37.4	2532	673.1	297.7	2116	820.9	150.2
09-26-17	09:59	12239	1075	1125.9	1191	1098.7	27.2	2121	819.1	306.8	1660	969.9	156

DATE	TIME	RUN NO.	DC_{TRUP}	ρ_{TRUP}	DC_{FF}	ρ_{excess}	$\rho_{experiment}$	DC_{TRDN}	ρ_{TRDN}	ρ_{TRBANK}	DC_{setup}	ρ_{setup}	ρ_{pulse}
09-26-17	12:48	12240	1065	1128.2	1191	1098.7	29.5	2112	822	306.2	1662	969.2	159
09-26-17	15:15	12241	1072	1126.6	1191	1098.7	27.9	2118	820.2	306.4	1726	949.6	177
09-26-17	17:07	12242	1090	1122.4	1191	1098.7	23.7	2126	817.2	305.2	1934	882.4	240
09-27-17	12:26	12244	1085	1123.6	1191	1098.7	24.9	2122	818.6	305	1681	963.3	160.3
09-27-17	14:08	12245	1074	1126	1191	1098.7	27.3	2118	820.2	305.8	1673	965.8	160.2
09-27-17	15:21	12246	1091	1122.2	1191	1098.7	23.5	2129	816.2	306	1828	917.1	205.1
09-28-17	09:59	12247	1094	1121.5	1191	1098.7	22.8	2128	816.8	304.7	1745	943.5	178
09-28-17	11:06	12248	1082	1124.3	1191	1098.7	25.6	2126	817.3	307	1736	946.4	177.9
09-28-17	14:55	12249	1103	1119.5	1191	1098.7	20.8	2134	814.6	304.9	1949	877.5	242
10-03-17	11:41	12250	1329	1064	1544	1004.4	59.6	2298	756.9	307.1	2292	759	305
10-03-17	13:25	12251	1329	1063.8	1544	1004.4	59.4	2298	757.1	306.7	2298	757.1	306.7
10-04-17	11:22	12252	1353	1057.6	1544	1004.4	53.2	2318	750	307.6	2318	750	307.6
10-04-17	13:26	12253	1357	1056.5	1544	1004.4	52.1	2320	749.2	307.3	2320	749.2	307.3
10-05-17	10:41	12254	1570	996.8	1544	1004.4	-7.6	2476	693.3	303.5	2043	845.8	151
10-05-17	11:19	12255	1578	994.4	1544	1004.4	-10	2476	693.3	303.5	2088	830.4	164
10-05-17	13:32	12256	1581	993.6	1544	1004.4	-10.8	2476	693.3	303.5	2294	758.6	235
10-05-17	14:00	12257	1572	996.2	1544	1004.4	-8.2	2470	695.4	300.8	2470	695.4	300.8
10-12-17	09:56	12259	1538	1006.3	1544	1004.4	1.9	2448	703.6	302.7	2158	806.3	200
10-12-17	10:42	12260	1540	1005.4	1544	1004.4	1	2448	703.6	302.7	2161	805.2	200.2
10-27-17	11:27	12263	1425	1038.1	1534	1007.3	30.8	2388	724.8	313.3	2066	838.1	200
10-27-17	11:56	12264	1497	1018	1534	1007.3	10.7	2419	713.7	304.3	2419	713.7	304.3
11-01-17	13:25	12267	1544	1004.3	1546	1003.8	0.5	2455	700.8	303.5	2164	804.3	200
11-01-17	13:52	12268	1548	1003.3	1546	1003.8	-0.5	2455	700.8	303.5	2457	700.3	303
11-02-17	11:29	12269	1564	998.6	1546	1003.8	-5.2	2474	694	304.6	2035	848.6	150
11-02-17	13:10	12270	1572	996.2	1546	1003.8	-7.6	2474	694	304.6	2329	746.1	250.1
11-02-17	13:33	12271	1540	1005.6	1546	1003.8	1.8	2474	694	304.6	2303	755.4	250.2
11-02-17	14:16	12272	1549	1002.9	1546	1003.8	-0.9	2469	695.8	307.1	2469	695.8	307.1
11-13-17	15:56	12274	1456	1029.6	1546	1003.8	25.8	2394	722.9	306.7	2394	722.9	306.7
11-13-17	16:16	12275	1449	1031.4	1546	1003.8	27.6	2392	723.6	307.8	2392	723.6	307.8
11-16-17	15:32	12283	1516	1012.6	1546	1003.8	8.8	2429	710.3	302.3	2429	710.3	302.3

DATE	TIME	RUN NO.	DC_{TRUP}	ρ_{TRUP}	DC_{FF}	ρ_{excess}	$\rho_{experiment}$	DC_{TRDN}	ρ_{TRDN}	ρ_{TRBANK}	DC_{setup}	ρ_{setup}	ρ_{pulse}
11-21-17	11:50	12286	1503	1016.3	1546	1003.8	12.5	2430	709.9	306.4	2272	766.2	250.1
12-01-17	14:13	12303	1598	988.5	1546	1003.8	-15.3	2502	683.9	304.6	2351	738	250.5

APPENDIX B. PULSE DIAGNOSTIC SYSTEM DATA

Table B-1. Pulse Diagnostic System Output Data

DATE/TIME	RUN	ρ_{exp}	ρ_{shot}	RHU (sec)	P_{max} (MW)	E_{pk} (MJ)	$E_{pk+3\Gamma}$ (MJ)	E_{TOT} (MJ)	ρ_{sys}	τ_0(sec)	Γ (sec)	$(\Gamma/2)_{LE}$ (sec)	$(\Gamma/2)_{TE}$ (sec)	FREC	FREC Rods
8/22/06 1:19 PM	8553	0.40	1.509	0.40	488	9.2	21.8	45.0	1.515	6.35E-03	3.51E-02	1.68E-02	1.84E-02	Decoupled	UP
8/22/06 2:29 PM	8555	0.00	3.076	2.00	12930	52.8	111.0	273.5	3.123	1.55E-03	7.44E-03	3.64E-03	3.80E-03	Decoupled	UP
8/23/06 10:14 AM	8555	0.00	1.342	0.60	125	6.5	16.9	25.1	1.346	9.40E-03	9.80E-02	4.58E-02	5.22E-02	Decoupled	UP
8/23/06 1:01 PM	8556	0.00	2.190	0.40	5756	44.6	93.6	141.8	2.210	2.72E-03	1.40E-02	6.88E-03	7.12E-03	Decoupled	UP
9/13/06 10:31 AM	8571	0.00	1.176	2.00	180	6.8	18.8	47.2	1.178	1.78E-02	7.45E-02	3.30E-02	4.15E-02	Decoupled	DOWN
9/13/06 11:09 AM	8572	0.00	1.487	3.00	1464	24.0	52.5	116.3	1.493	6.64E-03	2.99E-02	1.46E-02	1.53E-02	Decoupled	DOWN
9/13/06 1:40 PM	8573	-0.10	2.815	2.00	27395	116.0	238.6	339.8	2.854	1.77E-03	7.72E-03	3.80E-03	3.92E-03	Decoupled	DOWN
9/13/06 2:42 PM	8574	-0.10	1.495	2.00	1488	22.6	49.9	61.6	1.501	6.53E-03	2.84E-02	1.36E-02	1.48E-02	Decoupled	DOWN
9/14/06 11:36 AM	8575	0.00	1.332	0.70	150	6.0	15.9	26.4	1.335	9.69E-03	7.62E-02	3.65E-02	3.98E-02	Decoupled	UP
9/14/06 3:40 PM	8577	0.00	2.540	0.70	20587	104.4	221.4	272.2	2.405	2.34E-03	9.44E-03	4.52E-03	4.92E-03	Decoupled	DOWN
9/20/06 1:50 PM	8583	0.00	3.020	0.40	37329	140.4	296.0	344.3	3.046	1.61E-03	7.00E-03	3.36E-03	3.64E-03	Decoupled	DOWN
9/21/06 10:22 AM	8586	0.00	1.500	0.25	156	3.4	6.5	8.1	1.383	8.51E-03	3.74E-02	2.01E-02	1.73E-02	Decoupled	DOWN
9/21/06 11:32 AM	8587	0.00	2.000	2.00	6108	45.7	96.4	120.2	1.943	3.48E-03	1.37E-02	6.64E-03	7.08E-03	Decoupled	DOWN
9/21/06 2:14 PM	8588	0.00	1.750	3.00	3743	37.2	78.7	141.3	1.761	4.31E-03	1.82E-02	8.88E-03	9.28E-03	Decoupled	DOWN
9/27/06 2:35 PM	8595	-1.60	1.250	0.70	150	6.2	21.1	26.3	1.193	1.65E-02	1.00E-01	3.91E-02	6.08E-02	Decoupled	DOWN
10/3/06 10:27 AM	8599	0.71	2.448	0.40	13905	80.1	168.0	200.5	2.349	2.44E-03	1.06E-02	5.16E-03	5.44E-03	Decoupled	DOWN
10/3/06 3:44 PM	8600	0.71	2.130	0.40	7263	54.2	114.9	142.7	2.166	2.82E-03	1.38E-02	6.64E-03	7.12E-03	Decoupled	DOWN
10/4/06 10:32 AM	8601	0.71	1.770	0.40	2694	30.8	65.6	83.0	1.661	4.96E-03	2.09E-02	1.02E-02	1.07E-02	Decoupled	DOWN
10/4/06 2:59 PM	8602	-5.85	2.000	0.40	5185	41.4	88.1	108.5	1.918	3.57E-03	1.47E-02	7.12E-03	7.60E-03	Decoupled	DOWN
1/16/07 9:54 AM	8647	0.00	0.025	0.40	16095	81.2	170.2	204.7	2.554	2.12E-03	9.28E-03	4.52E-03	4.76E-03	Decoupled	DOWN
1/17/07 12:10 PM	8648	0.00	0.020	0.40	6966	51.4	107.8	131.4	1.938	3.50E-03	1.35E-02	6.60E-03	6.92E-03	Decoupled	DOWN
1/17/07 3:40 PM	8649	0.00	0.015	0.40	1479	21.7	47.5	54.2	1.618	5.30E-03	2.71E-02	1.30E-02	1.41E-02	Decoupled	DOWN
2/6/07 2:00 PM	8661	-5.90	0.012	0.70	96	4.1	18.1	20.0	1.110	2.73E-02	1.18E-01	3.65E-02	8.20E-02	Decoupled	DOWN
2/7/07 3:04 PM	8664	-5.90	0.012	0.70	134	6.6	17.3	18.3	1.199	1.60E-02	9.02E-02	4.51E-02	4.50E-02	Decoupled	DOWN
2/8/07 9:24 AM	8666	-5.90	0.012	0.70	118	5.8	16.7	18.5	1.107	2.80E-02	9.79E-02	4.45E-02	5.34E-02	Decoupled	DOWN
2/8/07 11:41 AM	8667	0.00	0.012	2.00	133	6.5	17.0	18.5	1.162	1.94E-02	9.16E-02	4.34E-02	4.82E-02	Decoupled	DOWN
2/15/07 10:07 AM	8670	-5.90	0.012	0.70	153	6.3	16.9	19.3	1.209	1.53E-02	7.96E-02	3.80E-02	4.16E-02	Decoupled	DOWN

DATE/TIME	RUN	ρ_{exp}	ρ_{shot}	RHU (sec)	P_{max} (MW)	E_{pk} (MJ)	$E_{pk+3\Gamma}$ (MJ)	E_{TOT} (MJ)	ρ_{sys}	τ_0(sec)	Γ (sec)	$(\Gamma/2)_{LE}$ (sec)	$(\Gamma/2)_{TE}$ (sec)	FREC	FREC Rods
2/15/07 12:11 PM	8671	-5.90	0.012	0.70	133	6.2	15.9	17.9	1.210	1.52E-02	8.52E-02	4.34E-02	4.17E-02	Decoupled	DOWN
2/15/07 2:24 PM	8672	-5.90	0.012	0.70	141	6.7	19.3	22.5	1.126	2.43E-02	9.08E-02	4.21E-02	4.87E-02	Decoupled	DOWN
3/13/07 12:39 PM	8677	0.00	0.025	0.40	16434	82.7	173.4	195.9	2.417	2.32E-03	9.28E-03	4.52E-03	4.76E-03	Decoupled	DOWN
3/15/07 11:27 AM	8682	0.00	0.020	2.00	343	10.9	28.4	126.8	1.270	1.20E-02	5.96E-02	2.82E-02	3.14E-02	Decoupled	DOWN
3/15/07 2:50 PM	8683	0.00	0.020	2.00	354	11.1	27.2	132.5	1.200	1.59E-02	5.66E-02	2.82E-02	2.83E-02	Decoupled	DOWN
3/20/07 7:59 AM	8684	-5.84	0.031	2.00	36413	127.3	261.0	321.2	2.998	1.65E-03	6.36E-03	3.12E-03	3.24E-03	Decoupled	DOWN
3/21/07 2:32 PM	8686	-0.73	0.013	2.00	318	10.2	23.8	33.3	1.333	9.77E-03	5.89E-02	2.96E-02	2.93E-02	Decoupled	DOWN
3/27/07 10:34 AM	8688	0.00	0.015	8.00	516	13.2	33.1	152.9	1.289	1.12E-02	4.88E-02	2.28E-02	2.61E-02	Decoupled	DOWN
3/27/07 3:15 PM	8690	0.17	0.019	2.00	1245	21.0	47.4	174.1	1.592	5.53E-03	3.09E-02	1.48E-02	1.60E-02	Decoupled	DOWN
3/28/07 11:22 AM	8692	-5.85	0.018	0.40	3082	30.9	65.5	76.2	1.952	3.45E-03	1.84E-02	8.96E-03	9.40E-03	Decoupled	DOWN
3/28/07 1:36 PM	8693	-5.85	0.033	2.00	23737	83.8	171.4	213.5	2.927	1.71E-03	6.40E-03	3.16E-03	3.24E-03	Decoupled	DOWN
3/29/07 2:21 PM	8695	-5.90	0.033	2.00	34564	121.6	252.2	317.5	2.962	1.68E-03	6.48E-03	3.16E-03	3.32E-03	Decoupled	DOWN
4/3/07 12:32 PM	8696	-0.20	0.017	0.40	3073	32.7	68.8	78.8	1.685	4.79E-03	1.94E-02	9.48E-03	9.88E-03	Decoupled	DOWN
4/12/07 11:41 AM	8706	-5.75	0.034	2.00	18282	63.5	132.0	168.4	2.857	1.77E-03	6.36E-03	3.08E-03	3.28E-03	Decoupled	DOWN
4/13/07 10:15 AM	8707	0.00	0.030	2.00	31627	120.1	250.6	312.6	2.812	1.81E-03	7.00E-03	3.40E-03	3.60E-03	Decoupled	DOWN
4/24/07 11:21 AM	8708	0.00	0.013	2.00	313	10.6	28.1	125.9	1.276	1.17E-02	6.36E-02	3.00E-02	3.36E-02	Decoupled	DOWN
4/26/07 8:16 AM	8710	0.00	0.028	6.00	339	11.1	32.2	162.3	1.207	1.55E-02	6.52E-02	2.82E-02	3.70E-02	Decoupled	DOWN
4/26/07 10:30 AM	8711	0.00	0.028	6.00	396	14.0	32.3	164.2	1.233	1.38E-02	5.62E-02	2.99E-02	2.63E-02	Decoupled	DOWN
5/3/07 11:54 AM	8722	0.00	0.011	5.00	20	3.6	43.1	46.1	1.008	8.52E-02	1.57E+00	1.69E-01	1.40E+00	Decoupled	DOWN
5/3/07 12:18 PM	8723	0.00	0.011	2.00	27	4.0	26.5	29.0	1.030	6.21E-02	8.86E-01	1.37E-01	7.49E-01	Decoupled	DOWN
5/3/07 12:51 PM	8724	0.00	0.014	1.00	677	13.6	32.1	61.8	1.397	8.22E-03	3.81E-02	1.84E-02	1.97E-02	Decoupled	DOWN
5/3/07 2:38 PM	8725	0.00	0.014	1.00	875	15.5	35.5	52.9	1.495	6.61E-03	3.45E-02	1.61E-02	1.84E-02	Decoupled	DOWN
5/3/07 3:08 PM	8726	0.00	0.018	0.40	3938	38.0	79.5	102.9	1.812	4.04E-03	1.75E-02	8.64E-03	8.88E-03	Decoupled	DOWN
5/15/07 2:24 PM	8731	-5.70	0.033	2.00	34611	121.5	252.4	364.8	3.014	1.63E-03	6.44E-03	3.12E-03	3.32E-03	Decoupled	DOWN
5/24/07 1:50 PM	8734	0.66	0.025	0.40	14072	76.9	164.2	230.0	2.464	2.25E-03	1.02E-02	4.88E-03	5.32E-03	Decoupled	DOWN
5/31/07 10:57 AM	8735	-2.50	0.013	0.40	178	5.7	11.3	13.6	1.253	1.27E-02	5.66E-02	2.86E-02	2.80E-02	Decoupled	DOWN
5/31/07 2:41 PM	8736	-2.49	0.018	0.40	2749	31.6	68.7	85.5	1.869	3.78E-03	2.18E-02	1.04E-02	1.14E-02	Decoupled	DOWN
6/1/07 11:00 AM	8737	-2.46	0.023	0.40	8964	64.0	137.0	161.0	2.117	2.94E-03	1.34E-02	6.40E-03	6.96E-03	Decoupled	DOWN
6/1/07 2:16 PM	8738	-0.09	0.030	0.40	28963	114.3	237.3	288.9	2.738	1.89E-03	7.20E-03	3.52E-03	3.68E-03	Decoupled	DOWN

DATE/TIME	RUN	ρ_{exp}	ρ_{shot}	RHU (sec)	P_{max} (MW)	E_{pk} (MJ)	$E_{pk+3\Gamma}$ (MJ)	E_{TOT} (MJ)	ρ_{sys}	τ_0(sec)	Γ (sec)	$(\Gamma/2)_{LE}$ (sec)	$(\Gamma/2)_{TE}$ (sec)	FREC	FREC Rods
6/5/07 3:25 PM	8741	0.67	0.013	0.40	218	8.7	19.9	20.3	1.259	1.25E-02	7.49E-02	3.56E-02	3.93E-02	Decoupled	DOWN
6/7/07 10:03 AM	8743	0.65	0.018	0.40	2834	31.3	67.7	79.1	1.667	4.92E-03	2.06E-02	9.88E-03	1.07E-02	Decoupled	DOWN
6/12/07 10:30 AM	8745	-0.18	0.012	0.70	189	7.5	19.1	24.4	1.216	1.48E-02	7.52E-02	3.56E-02	3.97E-02	Decoupled	DOWN
6/12/07 11:52 AM	8746	-0.11	0.014	0.40	954	17.1	37.5	46.3	1.503	6.50E-03	3.28E-02	1.60E-02	1.68E-02	Decoupled	DOWN
6/12/07 2:57 PM	8747	-0.13	0.025	0.40	15808	79.7	167.7	197.4	2.432	2.29E-03	9.32E-03	4.52E-03	4.80E-03	Decoupled	DOWN
6/13/07 12:42 PM	8748	-0.08	0.012	0.70	190	6.5	21.5	25.8	1.205	1.55E-02	8.02E-02	2.90E-02	5.12E-02	Decoupled	DOWN
6/13/07 2:16 PM	8749	-0.09	0.014	0.40	960	17.3	37.9	44.3	1.378	8.63E-03	3.29E-02	1.61E-02	1.68E-02	Decoupled	DOWN
6/13/07 3:37 PM	8750	-0.09	0.025	0.40	15629	79.6	166.5	196.5	2.468	2.24E-03	9.36E-03	4.56E-03	4.80E-03	Decoupled	DOWN
6/19/07 11:16 AM	8753	-0.05	0.012	0.70	174	6.9	16.5	23.3	1.204	1.56E-02	7.33E-02	3.60E-02	3.72E-02	Decoupled	DOWN
6/19/07 1:06 PM	8754	-0.05	0.015	0.40	1342	19.4	43.0	51.7	1.502	6.51E-03	2.76E-02	1.31E-02	1.46E-02	Decoupled	DOWN
6/20/07 12:00 PM	8757	-0.04	0.015	0.40	1541	21.1	46.4	54.9	1.516	6.34E-03	2.60E-02	1.24E-02	1.36E-02	Decoupled	DOWN
6/20/07 2:42 PM	8758	-0.04	0.025	0.40	16332	81.0	170.0	197.2	2.432	2.30E-03	9.16E-03	4.44E-03	4.72E-03	Decoupled	DOWN
6/21/07 11:15 AM	8759	0.73	0.023	0.40	9207	60.4	127.6	156.2	2.199	2.74E-03	1.22E-02	5.88E-03	6.28E-03	Decoupled	DOWN
6/26/07 11:45 AM	8760	-5.90	0.012	0.55	110	5.8	15.1	17.1	1.145	2.14E-02	1.05E-01	4.72E-02	5.79E-02	Decoupled	DOWN
6/26/07 1:24 PM	8761	-5.90	0.015	0.40	947	13.5	37.2	43.0	1.394	8.27E-03	3.25E-02	1.23E-02	2.02E-02	Decoupled	DOWN
6/26/07 3:20 PM	8762	-5.89	0.015	0.40	1157	17.9	38.9	45.5	1.469	6.97E-03	2.85E-02	1.39E-02	1.46E-02	Decoupled	DOWN
6/27/07 10:00 AM	8763	-5.87	0.013	0.55	216	6.7	17.5	20.0	1.228	1.41E-02	6.24E-02	2.85E-02	3.40E-02	Decoupled	DOWN
6/27/07 11:30 AM	8764	-5.92	0.016	0.40	1343	19.6	42.0	49.4	1.406	8.03E-03	2.65E-02	1.31E-02	1.34E-02	Decoupled	DOWN
6/27/07 2:00 PM	8765	-5.93	0.023	0.25	9652	57.4	121.3	144.6	2.190	2.76E-03	1.10E-02	5.32E-03	5.68E-03	Decoupled	DOWN
6/28/07 2:17 PM	8770	0.04	0.030	3.00	29240	113.6	236.7	313.4	2.880	1.75E-03	7.16E-03	3.48E-03	3.68E-03	Decoupled	DOWN
7/17/07 10:36 AM	8781	-5.82	0.013	0.40	119	4.2	7.9	9.0	1.217	1.48E-02	5.62E-02	2.98E-02	2.63E-02	Decoupled	DOWN
7/17/07 11:31 AM	8782	-5.83	0.017	0.40	2800	28.9	60.1	69.6	1.671	4.88E-03	1.85E-02	9.24E-03	9.28E-03	Decoupled	DOWN
7/17/07 2:57 PM	8783	-5.88	0.028	0.40	17866	79.9	166.2	198.1	2.613	2.04E-03	8.20E-03	4.00E-03	4.20E-03	Decoupled	DOWN
7/18/07 9:54 AM	8784	-5.88	0.023	0.40	8168	51.4	107.2	126.5	2.129	2.91E-03	1.15E-02	5.64E-03	5.84E-03	Decoupled	DOWN
7/18/07 12:09 PM	8785	-0.01	0.014	0.40	829	15.7	36.0	43.7	1.359	9.07E-03	3.57E-02	1.67E-02	1.90E-02	Decoupled	DOWN
7/19/07 3:22 PM	8793	0.00	0.010	12.00	88	6.7	25.5	148.8	1.067	4.00E-02	1.58E-01	6.58E-02	9.20E-02	Decoupled	DOWN
7/19/07 4:05 PM	8794	1.00	0.013	12.00	105	6.7	23.1	145.1	1.143	2.18E-02	1.26E-01	5.44E-02	7.20E-02	Decoupled	DOWN
7/19/07 4:33 PM	8795	0.00	0.015	12.00	122	7.2	23.3	142.1	1.150	2.08E-02	1.11E-01	4.80E-02	6.27E-02	Decoupled	DOWN
7/23/07 11:29 AM	8796	-2.56	0.023	0.40	8535	60.2	129.6	159.8	1.992	3.31E-03	1.32E-02	6.32E-03	6.92E-03	Decoupled	DOWN

DATE/TIME	RUN	ρ_{exp}	ρ_{shot}	RHU (sec)	P_{max} (MW)	E_{pk} (MJ)	$E_{pk+3\Gamma}$ (MJ)	E_{TOT} (MJ)	ρ_{sys}	τ_0(sec)	Γ (sec)	$(\Gamma/2)_{LE}$ (sec)	$(\Gamma/2)_{TE}$ (sec)	FREC	FREC Rods
7/23/07 3:42 PM	8797	0.68	0.022	0.40	8398	57.0	120.6	149.6	2.009	3.25E-03	1.26E-02	6.08E-03	6.48E-03	Decoupled	DOWN
7/25/07 10:25 AM	8802	-0.02	0.013	0.40	259	8.3	17.3	22.4	1.181	1.75E-02	5.79E-02	2.90E-02	2.89E-02	Decoupled	DOWN
7/25/07 12:01 PM	8803	-0.71	0.028	0.40	20873	91.3	191.5	239.0	2.527	2.15E-03	8.08E-03	3.92E-03	4.16E-03	Decoupled	DOWN
7/26/07 9:58 AM	8804	1.00	0.015	0.40	3430	33.3	69.9	82.8	1.686	4.78E-03	1.76E-02	8.64E-03	9.00E-03	Decoupled	DOWN
7/26/07 1:45 PM	8806	0.06	0.023	0.40	9697	58.4	123.1	155.2	2.175	2.80E-03	1.11E-02	5.36E-03	5.72E-03	Decoupled	DOWN
8/14/07 11:41 AM	8817	-0.35	0.014	0.25	50	1.3	2.3	4.6	1.235	1.37E-02	4.07E-02	2.30E-02	1.77E-02	Decoupled	DOWN
8/14/07 12:20 PM	8818	-0.05	0.014	0.25	222	4.5	8.8	13.3	1.302	1.07E-02	3.54E-02	1.86E-02	1.68E-02	Decoupled	DOWN
8/14/07 12:50 PM	8819	-0.05	0.014	0.30	726	12.5	25.0	28.7	1.389	8.38E-03	3.04E-02	1.53E-02	1.51E-02	Decoupled	DOWN
8/14/07 1:39 PM	8820	-0.06	0.015	0.30	525	9.5	19.3	21.9	1.392	8.32E-03	3.24E-02	1.61E-02	1.63E-02	Decoupled	DOWN
8/14/07 3:19 PM	8821	-0.05	0.015	0.30	851	13.7	28.0	32.3	1.448	7.29E-03	2.89E-02	1.44E-02	1.45E-02	Decoupled	DOWN
8/15/07 10:56 AM	8822	0.07	0.014	0.30	668	11.6	23.5	26.9	1.371	8.78E-03	3.10E-02	1.55E-02	1.55E-02	Decoupled	DOWN
8/15/07 11:22 AM	8823	-0.05	0.014	0.30	675	11.8	23.8	27.0	1.373	8.72E-03	3.10E-02	1.56E-02	1.54E-02	Decoupled	DOWN
8/16/07 1:53 PM	8825	1.00	0.030	2.00	27911	108.9	225.1	286.4	2.800	1.83E-03	7.12E-03	3.48E-03	3.64E-03	Decoupled	DOWN
9/4/07 4:24 PM	8826	-6.00	0.013	0.70	209	7.4	19.4	22.8	1.190	1.67E-02	6.78E-02	3.16E-02	3.61E-02	Decoupled	DOWN
9/5/07 10:47 AM	8831	-5.90	0.016	0.40	1295	18.7	40.9	47.9	1.460	7.11E-03	2.65E-02	1.28E-02	1.37E-02	Decoupled	DOWN
9/5/07 1:52 PM	8832	-5.95	0.013	0.55	188	7.3	19.3	22.2	1.196	1.62E-02	7.36E-02	3.43E-02	3.94E-02	Decoupled	DOWN
9/5/07 3:20 PM	8833	-5.90	0.016	0.40	1428	19.7	42.7	52.0	1.491	6.66E-03	2.53E-02	1.23E-02	1.30E-02	Decoupled	DOWN
9/6/07 11:08 AM	8834	-5.90	0.013	0.55	176	6.8	18.1	20.6	1.155	2.02E-02	7.50E-02	3.42E-02	4.08E-02	Decoupled	DOWN
9/6/07 1:57 PM	8835	-5.90	0.013	0.55	188	7.2	19.2	22.4	1.162	1.93E-02	7.38E-02	3.43E-02	3.95E-02	Decoupled	DOWN
9/6/07 3:38 PM	8836	-50.00	0.016	0.40	1391	19.0	41.7	49.7	1.462	7.08E-03	2.53E-02	1.21E-02	1.32E-02	Decoupled	DOWN
9/10/07 3:33 PM	8837	-5.95	0.022	0.25	8349	51.5	108.4	120.2	2.123	2.92E-03	1.14E-02	5.52E-03	5.84E-03	Decoupled	DOWN
9/10/07 3:33 PM	8838	-5.95	0.022	0.25	8349	51.5	108.4	120.2	2.123	2.92E-03	1.14E-02	5.52E-03	5.84E-03	Decoupled	DOWN
9/11/07 11:37 AM	8839	-5.87	0.013	0.55	193	7.0	18.5	21.1	1.186	1.71E-02	7.03E-02	3.28E-02	3.75E-02	Decoupled	DOWN
9/11/07 2:17 PM	8840	-5.85	0.016	0.40	1406	19.1	42.1	49.2	1.510	6.42E-03	2.52E-02	1.20E-02	1.32E-02	Decoupled	DOWN
9/25/07 2:24 PM	8844	0.20	0.035	11.00	43	75.5	209.8	209.8	1.034	5.87E-02	5.60E+00	2.54E+00	3.06E+00	Decoupled	DOWN
9/26/07 11:09 AM	8846	0.05	0.025	0.40	35	4.0	25.6	100.5	1.090	3.20E-02	3.81E-01	9.99E-02	2.81E-01	Decoupled	DOWN
10/11/07 1:19 PM	8854	0.00	0.035	9.00	52	98.0	165.9	165.9	1.071	3.83E-02	3.33E+00	2.40E+00	9.30E-01	Decoupled	DOWN
10/30/07 10:40 AM	8857	0.06	0.012	0.60	89	2.7	14.8	17.3	1.136	2.26E-02	1.22E-01	2.36E-02	9.82E-02	Decoupled	DOWN
10/30/07 2:31 PM	8858	-0.06	0.012	0.60	129	6.1	17.3	20.2	1.127	2.40E-02	9.09E-02	4.19E-02	4.90E-02	Decoupled	DOWN

DATE/TIME	RUN	ρ_{exp}	ρ_{shot}	RHU (sec)	P_{max} (MW)	E_{pk} (MJ)	$E_{pk+3\Gamma}$ (MJ)	E_{TOT} (MJ)	ρ_{sys}	τ_0(sec)	Γ (sec)	$(\Gamma/2)_{LE}$ (sec)	$(\Gamma/2)_{TE}$ (sec)	FREC	FREC Rods
10/31/07 10:53 AM	8859	-0.01	0.012	0.60	137	6.2	16.3	18.7	1.152	2.05E-02	8.92E-02	4.02E-02	4.90E-02	Decoupled	DOWN
10/31/07 12:05 PM	8860	-0.01	0.013	0.40	504	11.5	27.3	32.0	1.289	1.12E-02	4.32E-02	2.02E-02	2.30E-02	Decoupled	DOWN
10/31/07 2:44 PM	8861	-0.11	0.015	0.60	1431	20.5	45.5	54.2	1.404	8.08E-03	2.68E-02	1.27E-02	1.41E-02	Decoupled	DOWN
11/1/07 12:39 PM	8863	-0.12	0.018	0.40	4102	36.6	77.8	93.3	1.746	4.39E-03	1.65E-02	7.92E-03	8.56E-03	Decoupled	DOWN
11/5/07 1:15 PM	8864	-0.11	0.032	0.25	31615	115.4	243.0	269.2	2.896	1.73E-03	6.80E-03	3.28E-03	3.52E-03	Decoupled	DOWN
11/13/07 12:49 PM	8869	-5.78	0.013	0.55	176	6.9	18.8	22.1	1.146	2.13E-02	7.52E-02	3.45E-02	4.06E-02	Decoupled	DOWN
11/13/07 4:33 PM	8870	-5.86	0.013	0.55	192	7.3	19.2	21.3	1.140	2.21E-02	7.29E-02	3.37E-02	3.92E-02	Decoupled	DOWN
11/14/07 11:27 AM	8871	-5.87	0.016	0.40	1269	18.4	40.9	50.9	1.456	7.16E-03	2.70E-02	1.29E-02	1.42E-02	Decoupled	DOWN
11/14/07 2:38 PM	8872	-5.90	0.016	0.40	1417	19.9	43.3	58.6	1.487	6.71E-03	2.57E-02	1.26E-02	1.31E-02	Decoupled	DOWN
11/15/07 12:04 PM	8873	-5.90	0.016	0.40	1278	18.7	40.9	49.3	1.425	7.68E-03	2.70E-02	1.31E-02	1.38E-02	Decoupled	DOWN
11/15/07 4:07 PM	8874	-5.91	0.016	0.40	1288	18.7	41.3	50.0	1.475	6.88E-03	2.69E-02	1.30E-02	1.39E-02	Decoupled	DOWN
11/16/07 11:07 AM	8875	-5.89	0.016	0.40	1241	18.8	40.4	49.4	1.476	6.87E-03	2.73E-02	1.35E-02	1.38E-02	Decoupled	DOWN
11/16/07 1:58 PM	8876	-5.88	0.016	0.40	1319	19.0	41.7	48.6	1.477	6.85E-03	2.66E-02	1.29E-02	1.37E-02	Decoupled	DOWN
11/19/07 1:07 PM	8877	-5.85	0.016	0.40	1314	18.9	41.6	48.0	1.465	7.02E-03	2.66E-02	1.29E-02	1.37E-02	Decoupled	DOWN
11/19/07 3:38 PM	8878	-5.90	0.016	0.40	1349	19.5	42.3	48.8	1.479	6.82E-03	2.64E-02	1.30E-02	1.35E-02	Decoupled	DOWN
11/20/07 11:12 AM	8879	-5.89	0.016	0.40	1282	18.6	41.0	47.5	1.484	6.75E-03	2.68E-02	1.29E-02	1.39E-02	Decoupled	DOWN
11/27/07 9:16 AM	8883	0.07	0.013	0.40	377	9.9	23.1	25.3	1.254	1.27E-02	5.13E-02	2.38E-02	2.76E-02	Decoupled	DOWN
11/28/07 10:43 AM	8886	0.03	0.032	0.40	33487	123.9	258.1	298.0	2.883	1.75E-03	6.84E-03	3.32E-03	3.52E-03	Decoupled	DOWN
1/31/08 12:36 PM	8890	0.00	0.030	0.40	30221	115.9	241.4	277.6	2.833	1.79E-03	7.08E-03	3.44E-03	3.64E-03	Decoupled	DOWN
2/1/08 11:14 AM	8891	-0.02	0.025	0.40	15443	79.0	165.4	183.9	2.385	2.37E-03	9.44E-03	4.60E-03	4.84E-03	Decoupled	DOWN
2/4/08 2:53 PM	8894	-0.03	0.031	0.40	31583	118.5	246.6	278.6	2.863	1.76E-03	6.92E-03	3.36E-03	3.56E-03	Decoupled	DOWN
2/5/08 11:30 AM	8895	-0.03	0.015	0.40	1240	19.4	42.2	48.3	1.474	6.90E-03	2.89E-02	1.40E-02	1.48E-02	Decoupled	DOWN
2/6/08 1:23 PM	8897	-0.03	0.020	0.40	6664	49.3	102.7	118.4	1.970	3.39E-03	1.35E-02	6.64E-03	6.84E-03	Decoupled	DOWN
2/8/08 11:16 AM	8900	-5.81	0.016	0.40	1267	19.2	40.0	44.5	1.448	7.29E-03	2.68E-02	1.35E-02	1.33E-02	Decoupled	DOWN
2/13/08 10:59 AM	8901	0.05	0.020	4.00	6860	50.4	105.5	164.1	1.948	3.46E-03	1.34E-02	6.56E-03	6.88E-03	Decoupled	DOWN
2/13/08 12:51 PM	8902	-0.06	0.012	0.70	214	8.5	21.2	27.1	1.172	1.83E-02	7.18E-02	3.48E-02	3.70E-02	Decoupled	DOWN
2/13/08 3:00 PM	8903	-0.06	0.015	0.70	1431	21.6	46.3	63.4	1.483	6.77E-03	2.75E-02	1.35E-02	1.40E-02	Decoupled	DOWN
2/14/08 9:36 AM	8904	-0.09	0.025	0.40	16299	80.4	168.4	197.0	2.477	2.22E-03	9.08E-03	4.40E-03	4.68E-03	Decoupled	DOWN
2/14/08 1:23 PM	8906	-0.07	0.015	0.40	1376	21.3	45.0	53.4	1.486	6.73E-03	2.78E-02	1.39E-02	1.38E-02	Decoupled	DOWN

DATE/TIME	RUN	ρ_{exp}	ρ_{shot}	RHU (sec)	P_{max} (MW)	E_{pk} (MJ)	$E_{pk+3\Gamma}$ (MJ)	E_{TOT} (MJ)	ρ_{sys}	τ_0(sec)	Γ (sec)	$(\Gamma/2)_{LE}$ (sec)	$(\Gamma/2)_{TE}$ (sec)	FREC	FREC Rods
2/14/08 4:28 PM	8907	-0.10	0.026	0.40	16827	81.6	171.2	199.0	2.517	2.17E-03	8.92E-03	4.32E-03	4.60E-03	Decoupled	DOWN
2/15/08 11:46 AM	8908	-0.11	0.031	0.25	32109	118.8	246.0	275.9	2.896	1.73E-03	6.76E-03	3.32E-03	3.44E-03	Decoupled	DOWN
3/4/08 2:34 PM	8914	0.00	0.032	0.25	32854	119.2	250.7	280.1	2.923	1.71E-03	6.76E-03	3.24E-03	3.52E-03	Decoupled	DOWN
3/5/08 10:57 AM	8915	-0.08	0.012	0.70	213	8.4	20.9	27.1	1.179	1.76E-02	7.12E-02	3.48E-02	3.64E-02	Decoupled	DOWN
3/5/08 2:20 PM	8916	-0.09	0.015	0.40	1462	21.3	45.8	56.1	1.543	6.03E-03	2.64E-02	1.29E-02	1.35E-02	Decoupled	DOWN
3/6/08 12:08 PM	8917	-0.09	0.026	0.40	16937	82.7	172.2	200.0	2.462	2.25E-03	8.92E-03	4.36E-03	4.56E-03	Decoupled	DOWN
3/6/08 3:15 PM	8918	-0.09	0.032	0.25	33697	122.1	254.2	300.7	2.946	1.69E-03	6.68E-03	3.24E-03	3.44E-03	Decoupled	DOWN
3/14/08 12:49 PM	8924	-5.81	0.013	0.55	175	6.9	18.4	19.6	1.156	2.01E-02	7.59E-02	3.44E-02	4.14E-02	Decoupled	DOWN
3/14/08 2:03 PM	8925	-5.79	0.015	0.55	1082	17.8	38.9	48.9	1.436	7.49E-03	3.01E-02	1.48E-02	1.54E-02	Decoupled	DOWN
3/14/08 3:22 PM	8926	-5.82	0.020	0.40	5060	40.5	84.3	100.5	1.872	3.76E-03	1.45E-02	7.12E-03	7.36E-03	Decoupled	DOWN
3/17/08 1:46 PM	8927	-5.86	0.013	0.55	190	7.1	19.2	22.1	1.206	1.55E-02	7.34E-02	3.33E-02	4.01E-02	Decoupled	DOWN
3/25/08 11:00 AM	8938	-0.08	0.012	0.70	184	8.1	20.4	25.1	1.121	2.51E-02	7.90E-02	3.88E-02	4.02E-02	Decoupled	DOWN
3/25/08 2:30 PM	8939	-0.08	0.033	0.25	32550	127.7	256.3	289.2	3.009	1.64E-03	7.04E-03	3.56E-03	3.48E-03	Decoupled	DOWN
3/26/08 10:38 AM	8940	-0.12	0.033	0.25	35753	127.0	262.7	290.7	2.985	1.66E-03	6.48E-03	3.16E-03	3.32E-03	Decoupled	DOWN
3/26/08 2:47 PM	8941	-0.03	0.033	0.25	37336	127.4	267.5	293.1	3.084	1.58E-03	6.32E-03	3.04E-03	3.28E-03	Decoupled	DOWN
3/27/08 10:05 AM	8942	-0.08	0.033	0.25	35436	124.5	261.3	293.4	2.995	1.65E-03	6.52E-03	3.12E-03	3.40E-03	Decoupled	DOWN
3/28/08 11:36 AM	8945	-5.74	0.013	0.55	166	7.0	18.1	20.6	1.159	1.97E-02	7.77E-02	3.78E-02	3.99E-02	Decoupled	DOWN
3/28/08 1:25 PM	8946	-5.76	0.015	0.55	1040	17.0	37.4	52.1	1.477	6.86E-03	2.99E-02	1.46E-02	1.53E-02	Decoupled	DOWN
3/28/08 3:12 PM	8947	-5.79	0.020	0.40	5092	40.0	84.2	97.7	1.959	3.42E-03	1.44E-02	7.00E-03	7.36E-03	Decoupled	DOWN
4/1/08 3:28 PM	8949	-5.82	0.016	0.40	1347	19.2	42.4	49.9	1.493	6.63E-03	2.66E-02	1.28E-02	1.38E-02	Decoupled	DOWN
4/2/08 10:28 AM	8950	-5.83	0.016	0.40	1349	19.5	42.3	48.9	1.495	6.60E-03	2.66E-02	1.30E-02	1.36E-02	Decoupled	DOWN
4/2/08 12:08 PM	8951	-5.82	0.016	0.40	1436	19.7	43.8	50.7	1.481	6.79E-03	2.58E-02	1.22E-02	1.36E-02	Decoupled	DOWN
4/2/08 2:13 PM	8952	-5.84	0.016	0.40	1479	20.3	44.5	52.9	1.483	6.77E-03	2.54E-02	1.22E-02	1.32E-02	Decoupled	DOWN
4/2/08 4:32 PM	8953	-5.83	0.016	0.40	1448	19.7	43.6	51.9	1.537	6.09E-03	2.54E-02	1.21E-02	1.33E-02	Decoupled	DOWN
4/3/08 10:01 AM	8954	-5.86	0.016	0.40	1433	19.9	43.7	51.6	1.488	6.70E-03	2.58E-02	1.24E-02	1.34E-02	Decoupled	DOWN
4/3/08 2:22 PM	8956	-5.85	0.016	0.40	1442	20.2	43.9	53.2	1.491	6.66E-03	2.58E-02	1.26E-02	1.32E-02	Decoupled	DOWN
4/4/08 9:55 AM	8957	-5.83	0.016	0.40	1441	20.2	44.4	51.7	1.494	6.62E-03	2.60E-02	1.26E-02	1.35E-02	Decoupled	DOWN
4/4/08 11:57 AM	8958	-5.80	0.016	0.40	1388	19.5	42.9	50.7	1.488	6.70E-03	2.61E-02	1.26E-02	1.35E-02	Decoupled	DOWN
4/4/08 2:26 PM	8959	-5.80	0.016	0.40	1379	19.2	42.7	50.5	1.507	6.45E-03	2.62E-02	1.24E-02	1.37E-02	Decoupled	DOWN

DATE/TIME	RUN	ρ_{exp}	ρ_{shot}	RHU (sec)	P_{max} (MW)	E_{pk} (MJ)	$E_{pk+3\Gamma}$ (MJ)	E_{TOT} (MJ)	ρ_{sys}	τ_0(sec)	Γ (sec)	$(\Gamma/2)_{LE}$ (sec)	$(\Gamma/2)_{TE}$ (sec)	FREC	FREC Rods
4/7/08 2:42 PM	8960	0.00	0.020	0.40	6721	49.4	104.1	125.3	1.936	3.51E-03	1.35E-02	6.52E-03	7.00E-03	Decoupled	DOWN
4/8/08 9:43 AM	8961	-0.05	0.022	0.40	9729	61.0	128.1	153.1	2.095	3.00E-03	1.15E-02	5.60E-03	5.92E-03	Decoupled	DOWN
4/8/08 12:53 PM	8962	0.00	0.030	1.00	30450	115.7	241.8	286.7	2.863	1.76E-03	7.00E-03	3.40E-03	3.60E-03	Decoupled	DOWN
4/9/08 12:08 PM	8963	0.33	0.015	0.40	1088	18.5	40.3	49.7	1.455	7.18E-03	3.08E-02	1.51E-02	1.57E-02	Decoupled	DOWN
4/10/08 9:36 AM	8964	0.30	0.019	0.40	4902	42.2	88.7	103.6	1.830	3.95E-03	1.58E-02	7.68E-03	8.08E-03	Decoupled	DOWN
4/10/08 2:40 PM	8965	0.29	0.017	0.40	2641	29.5	63.3	75.0	1.627	5.23E-03	2.06E-02	9.96E-03	1.06E-02	Decoupled	DOWN
4/11/08 10:39 AM	8966	0.30	0.019	0.40	4746	41.6	87.2	104.4	1.802	4.09E-03	1.60E-02	7.80E-03	8.20E-03	Decoupled	DOWN
4/11/08 3:00 PM	8967	0.30	0.019	0.25	4334	38.6	80.9	89.9	1.800	4.10E-03	1.63E-02	7.96E-03	8.36E-03	Decoupled	DOWN
4/15/08 11:57 AM	8968	-5.65	0.016	0.40	1257	18.7	40.7	47.5	1.461	7.09E-03	2.74E-02	1.34E-02	1.40E-02	Decoupled	DOWN
4/15/08 3:28 PM	8969	-5.70	0.016	0.40	1343	19.2	42.2	49.1	1.478	6.84E-03	2.65E-02	1.28E-02	1.38E-02	Decoupled	DOWN
4/16/08 11:20 AM	8970	-5.74	0.016	0.40	1428	19.3	43.4	54.9	1.486	6.72E-03	2.57E-02	1.20E-02	1.36E-02	Decoupled	DOWN
4/16/08 3:24 PM	8971	-5.74	0.016	0.40	1413	19.6	43.0	61.4	1.475	6.88E-03	2.57E-02	1.24E-02	1.34E-02	Decoupled	DOWN
4/17/08 10:37 AM	8972	-5.75	0.016	0.60	1260	19.0	41.2	53.7	1.477	6.85E-03	2.76E-02	1.35E-02	1.40E-02	Decoupled	DOWN
4/17/08 1:24 PM	8973	-5.77	0.016	0.60	1264	18.6	41.3	55.3	1.432	7.55E-03	2.75E-02	1.31E-02	1.44E-02	Decoupled	DOWN
4/17/08 3:46 PM	8974	-5.77	0.016	0.60	1357	19.4	42.5	57.5	1.470	6.96E-03	2.64E-02	1.28E-02	1.36E-02	Decoupled	DOWN
4/18/08 10:13 AM	8975	-5.82	0.016	0.60	1386	19.7	43.1	57.4	1.458	7.13E-03	2.62E-02	1.27E-02	1.35E-02	Decoupled	DOWN
4/18/08 12:15 PM	8976	-5.80	0.016	0.60	1317	19.4	42.1	56.2	1.453	7.21E-03	2.70E-02	1.32E-02	1.38E-02	Decoupled	DOWN
4/18/08 2:41 PM	8977	-5.80	0.016	0.60	1352	19.4	42.4	56.3	1.479	6.82E-03	2.64E-02	1.28E-02	1.36E-02	Decoupled	DOWN
4/21/08 11:09 AM	8978	-5.78	0.016	0.60	1399	19.9	43.4	57.9	1.536	6.11E-03	2.62E-02	1.27E-02	1.35E-02	Decoupled	DOWN
4/21/08 2:45 PM	8979	-5.77	0.016	0.60	1360	19.3	42.1	56.1	1.506	6.46E-03	2.61E-02	1.27E-02	1.34E-02	Decoupled	DOWN
4/22/08 10:28 AM	8980	-5.78	0.016	0.60	1351	19.5	42.5	61.6	1.488	6.71E-03	2.65E-02	1.29E-02	1.36E-02	Decoupled	DOWN
4/22/08 12:48 PM	8981	-5.81	0.016	0.60	1328	19.2	42.2	57.4	1.465	7.02E-03	2.68E-02	1.30E-02	1.38E-02	Decoupled	DOWN
4/22/08 3:46 PM	8982	-5.83	0.016	0.60	1508	20.4	44.5	58.0	1.511	6.40E-03	2.49E-02	1.20E-02	1.29E-02	Decoupled	DOWN
4/23/08 10:55 AM	8984	-0.07	0.012	0.70	213	7.8	20.4	26.9	1.178	1.78E-02	6.84E-02	3.20E-02	3.64E-02	Decoupled	DOWN
4/23/08 12:11 PM	8985	-0.05	0.015	0.40	1409	21.5	46.1	55.7	1.523	6.25E-03	2.77E-02	1.37E-02	1.40E-02	Decoupled	DOWN
4/23/08 3:30 PM	8986	-0.06	0.026	0.40	16769	81.8	171.2	197.8	2.456	2.26E-03	8.96E-03	4.36E-03	4.60E-03	Decoupled	DOWN
4/24/08 10:06 AM	8987	-0.12	0.015	0.40	1534	21.9	47.3	55.9	1.490	6.67E-03	2.63E-02	1.28E-02	1.36E-02	Decoupled	DOWN
4/24/08 12:08 PM	8988	-0.13	0.012	0.70	269	9.2	23.1	30.7	1.184	1.73E-02	6.38E-02	3.01E-02	3.37E-02	Decoupled	DOWN
4/24/08 2:37 PM	8989	-0.13	0.026	0.40	17192	82.8	173.5	193.0	2.501	2.19E-03	8.88E-03	4.32E-03	4.56E-03	Decoupled	DOWN

DATE/TIME	RUN	ρ_{exp}	ρ_{shot}	RHU (sec)	P_{max} (MW)	E_{pk} (MJ)	$E_{pk+3\Gamma}$ (MJ)	E_{TOT} (MJ)	ρ_{sys}	τ_0(sec)	Γ (sec)	$(\Gamma/2)_{LE}$ (sec)	$(\Gamma/2)_{TE}$ (sec)	FREC	FREC Rods
4/24/08 3:21 PM	8990	-0.04	0.026	0.40	16908	81.5	171.8	196.8	2.447	2.27E-03	8.96E-03	4.32E-03	4.64E-03	Decoupled	DOWN
4/24/08 3:54 PM	8991	0.11	0.015	0.40	678	13.9	31.8	36.6	1.334	9.74E-03	3.81E-02	1.82E-02	1.99E-02	Decoupled	DOWN
4/29/08 10:38 AM	8992	0.00	0.030	2.00	29956	113.3	236.0	292.1	2.878	1.75E-03	6.96E-03	3.40E-03	3.56E-03	Decoupled	DOWN
4/29/08 3:18 PM	8993	0.44	0.013	0.40	461	11.5	26.9	31.4	1.287	1.13E-02	4.78E-02	2.20E-02	2.58E-02	Decoupled	DOWN
4/30/08 10:10 AM	8994	0.50	0.013	0.40	428	11.2	26.2	30.5	1.285	1.13E-02	4.98E-02	2.34E-02	2.64E-02	Decoupled	DOWN
4/30/08 10:10 AM	8994	0.50	0.013	0.40	428	11.2	26.2	30.5	1.285	1.13E-02	4.98E-02	2.34E-02	2.64E-02	Decoupled	DOWN
5/1/08 10:40 AM	8995	0.48	1.355	0.40	531	12.6	28.8	35.4	1.275	1.18E-02	4.40E-02	2.12E-02	2.28E-02	Decoupled	DOWN
5/1/08 11:58 AM	8996	0.48	1.336	0.40	454	11.7	27.5	31.2	1.237	1.35E-02	4.90E-02	2.30E-02	2.60E-02	Decoupled	DOWN
5/6/08 2:27 PM	8997	0.22	1.693	0.35	2738	30.0	63.6	73.4	1.623	5.26E-03	2.00E-02	9.80E-03	1.02E-02	Decoupled	DOWN
5/7/08 10:55 AM	8999	0.27	1.693	0.35	2637	29.7	62.7	71.5	1.602	5.44E-03	2.05E-02	1.00E-02	1.04E-02	Decoupled	DOWN
5/8/08 10:55 AM	9000	0.28	1.693	0.35	2643	29.5	62.6	73.3	1.595	5.51E-03	2.04E-02	9.96E-03	1.04E-02	Decoupled	DOWN
5/13/08 1:42 PM	9001	-5.86	1.582	0.40	1418	19.8	43.4	50.6	1.478	6.83E-03	2.59E-02	1.24E-02	1.35E-02	Decoupled	DOWN
5/13/08 3:37 PM	9002	-5.84	1.587	0.40	1443	20.1	43.7	53.4	1.475	6.88E-03	2.56E-02	1.24E-02	1.32E-02	Decoupled	DOWN
5/15/08 11:37 AM	9003	-5.82	1.579	0.40	1388	20.1	43.5	52.7	1.481	6.80E-03	2.65E-02	1.30E-02	1.35E-02	Decoupled	DOWN
5/15/08 2:50 PM	9004	-0.01	2.991	2.00	29503	111.6	233.5	295.3	2.857	1.77E-03	7.00E-03	3.40E-03	3.60E-03	Decoupled	DOWN
5/19/08 2:33 PM	9013	-5.83	1.583	0.40	1480	20.0	44.1	51.3	1.485	6.74E-03	2.52E-02	1.20E-02	1.32E-02	Decoupled	DOWN
5/19/08 4:04 PM	9014	-5.84	1.587	0.40	1459	19.7	43.4	52.5	1.485	6.75E-03	2.51E-02	1.20E-02	1.32E-02	Decoupled	DOWN
5/21/08 10:44 AM	9015	-5.85	1.583	0.40	1429	19.2	43.4	52.2	1.480	6.81E-03	2.56E-02	1.20E-02	1.37E-02	Decoupled	DOWN
5/21/08 1:27 PM	9016	-5.88	1.581	0.40	1432	19.8	43.4	51.0	1.454	7.20E-03	2.56E-02	1.23E-02	1.33E-02	Decoupled	DOWN
5/21/08 3:27 PM	9017	-5.86	1.584	0.40	1435	19.7	43.4	50.5	1.463	7.05E-03	2.55E-02	1.22E-02	1.33E-02	Decoupled	DOWN
5/22/08 12:42 PM	9018	-5.85	1.583	0.60	1517	21.0	45.0	57.7	1.486	6.73E-03	2.51E-02	1.23E-02	1.28E-02	Decoupled	DOWN
5/22/08 3:26 PM	9019	-5.75	1.590	0.60	1514	20.2	44.4	58.1	1.483	6.77E-03	2.48E-02	1.19E-02	1.29E-02	Decoupled	DOWN
5/23/08 11:02 AM	9020	-5.79	1.579	0.60	1508	20.9	44.6	58.2	1.483	6.77E-03	2.50E-02	1.23E-02	1.27E-02	Decoupled	DOWN
5/27/08 2:03 PM	9021	0.00	2.993	2.00	28781	115.7	237.4	293.2	2.712	1.92E-03	7.28E-03	3.60E-03	3.68E-03	Decoupled	DOWN
6/10/08 10:52 AM	9027	-0.04	1.200	0.70	171	7.6	20.5	25.3	1.112	2.69E-02	8.32E-02	3.89E-02	4.43E-02	Decoupled	DOWN
6/10/08 1:41 PM	9028	-0.05	1.501	0.40	1400	21.4	45.7	54.1	1.439	7.44E-03	2.77E-02	1.37E-02	1.40E-02	Decoupled	DOWN
6/10/08 3:20 PM	9029	-0.06	2.580	0.40	17138	82.4	173.1	195.7	2.393	2.36E-03	8.88E-03	4.32E-03	4.56E-03	Decoupled	DOWN
6/11/08 11:17 AM	9030	-0.02	1.200	0.70	163	7.4	19.5	25.6	1.109	2.74E-02	8.30E-02	4.05E-02	4.25E-02	Decoupled	DOWN
6/11/08 1:46 PM	9031	-0.06	1.499	0.40	1409	20.9	45.6	55.5	1.446	7.32E-03	2.76E-02	1.33E-02	1.43E-02	Decoupled	DOWN

DATE/TIME	RUN	ρ_{exp}	ρ_{shot}	RHU (sec)	P_{max} (MW)	E_{pk} (MJ)	$E_{pk+3\Gamma}$ (MJ)	E_{TOT} (MJ)	ρ_{sys}	τ_0(sec)	Γ (sec)	$(\Gamma/2)_{LE}$ (sec)	$(\Gamma/2)_{TE}$ (sec)	FREC	FREC Rods
6/12/08 11:11 AM	9033	-0.09	2.600	0.40	17734	84.4	176.2	200.1	2.422	2.31E-03	8.72E-03	4.24E-03	4.48E-03	Decoupled	DOWN
6/19/08 11:20 AM	9034	-5.76	1.581	0.60	1332	19.4	42.2	55.4	1.455	7.18E-03	2.67E-02	1.30E-02	1.37E-02	Decoupled	DOWN
6/19/08 2:40 PM	9035	-5.78	1.596	0.60	1373	19.4	43.0	57.1	1.463	7.06E-03	2.64E-02	1.26E-02	1.38E-02	Decoupled	DOWN
6/20/08 10:20 AM	9036	-5.82	1.586	0.60	1486	19.9	44.6	58.1	1.472	6.92E-03	2.54E-02	1.19E-02	1.34E-02	Decoupled	DOWN
6/20/08 12:41 PM	9037	-5.82	1.591	0.60	1462	20.4	44.3	57.8	1.475	6.88E-03	2.56E-02	1.25E-02	1.32E-02	Decoupled	DOWN
6/23/08 2:59 PM	9038	-0.06	3.023	2.00	28261	110.1	229.6	288.2	2.751	1.88E-03	7.16E-03	3.48E-03	3.68E-03	Decoupled	DOWN
6/23/08 4:45 PM	9039	-5.88	1.580	0.40	1278	18.9	41.4	51.0	1.431	7.58E-03	2.73E-02	1.32E-02	1.41E-02	Decoupled	DOWN
6/24/08 10:48 AM	9040	-5.88	1.580	0.40	1390	19.9	43.3	51.9	1.458	7.14E-03	2.64E-02	1.28E-02	1.35E-02	Decoupled	DOWN
6/24/08 12:58 PM	9041	-5.86	1.587	0.40	1424	19.9	43.6	51.6	1.490	6.68E-03	2.59E-02	1.24E-02	1.35E-02	Decoupled	DOWN
6/24/08 3:57 PM	9042	-5.87	1.590	0.40	1475	20.2	44.3	55.0	1.482	6.78E-03	2.54E-02	1.22E-02	1.32E-02	Decoupled	DOWN
6/25/08 10:32 AM	9043	-5.89	1.582	0.40	1384	19.5	43.2	51.3	1.468	6.99E-03	2.64E-02	1.26E-02	1.38E-02	Decoupled	DOWN
6/25/08 12:29 PM	9044	-5.89	1.587	0.40	1459	20.6	44.9	50.8	1.479	6.82E-03	2.61E-02	1.26E-02	1.34E-02	Decoupled	DOWN
6/25/08 3:04 PM	9045	-5.91	1.590	0.40	1414	19.7	43.6	50.4	1.488	6.70E-03	2.60E-02	1.24E-02	1.36E-02	Decoupled	DOWN
6/26/08 11:09 AM	9046	-5.91	1.581	0.40	1453	20.9	45.2	54.1	1.459	7.12E-03	2.63E-02	1.28E-02	1.34E-02	Decoupled	DOWN
6/26/08 1:38 PM	9047	-5.93	1.587	0.40	1508	20.7	45.8	55.8	1.490	6.67E-03	2.56E-02	1.22E-02	1.34E-02	Decoupled	DOWN
6/26/08 3:41 PM	9048	-5.84	1.586	0.40	1368	19.4	42.5	54.4	1.463	7.06E-03	2.62E-02	1.27E-02	1.36E-02	Decoupled	DOWN
6/27/08 11:19 AM	9049	-5.97	1.581	0.40	1430	20.0	44.3	53.7	1.495	6.61E-03	2.62E-02	1.25E-02	1.36E-02	Decoupled	DOWN
6/27/08 2:09 PM	9050	-5.92	1.585	0.40	1568	21.2	46.9	56.3	1.483	6.77E-03	2.52E-02	1.20E-02	1.32E-02	Decoupled	DOWN
7/1/08 3:20 PM	9056	-5.81	2.000	4.00	4316	36.7	76.7	124.7	1.767	4.28E-03	1.54E-02	7.60E-03	7.84E-03	Decoupled	DOWN
7/7/08 2:03 PM	9060	3.70	3.011	1.00	28190	108.9	229.2	272.1	2.762	1.87E-03	7.16E-03	3.44E-03	3.72E-03	Decoupled	DOWN
7/11/08 1:46 PM	9070	-5.76	1.571	0.40	1413	19.7	43.4	50.9	1.476	6.87E-03	2.60E-02	1.25E-02	1.35E-02	Decoupled	DOWN
7/15/08 4:18 PM	9072	-5.88	1.580	0.40	1411	19.9	43.2	57.5	1.485	6.74E-03	2.59E-02	1.26E-02	1.33E-02	Decoupled	DOWN
7/16/08 1:26 PM	9073	-5.89	1.581	0.40	1389	19.6	43.1	53.0	1.455	7.18E-03	2.62E-02	1.25E-02	1.36E-02	Decoupled	DOWN
7/16/08 2:54 PM	9074	-5.89	1.584	0.40	1292	18.9	41.6	50.9	1.456	7.16E-03	2.71E-02	1.31E-02	1.40E-02	Decoupled	DOWN
7/17/08 4:08 PM	9075	-5.80	1.583	0.60	1434	20.6	44.0	58.2	1.462	7.07E-03	2.60E-02	1.28E-02	1.31E-02	Decoupled	DOWN
7/18/08 11:13 AM	9076	-0.06	1.430	0.40	1110	18.7	40.1	48.4	1.361	9.02E-03	2.98E-02	1.48E-02	1.50E-02	Decoupled	DOWN
7/18/08 1:41 PM	9077	-0.06	1.435	0.40	1009	17.5	38.3	45.5	1.365	8.91E-03	3.12E-02	1.52E-02	1.60E-02	Decoupled	DOWN
7/21/08 12:11 PM	9078	-0.02	1.433	0.40	1311	20.5	43.9	50.5	1.417	7.83E-03	2.82E-02	1.39E-02	1.43E-02	Decoupled	DOWN
7/21/08 3:42 PM	9079	-0.01	1.433	0.40	1091	18.3	39.5	47.8	1.370	8.80E-03	3.00E-02	1.48E-02	1.52E-02	Decoupled	DOWN

DATE/TIME	RUN	ρ_{exp}	ρ_{shot}	RHU (sec)	P_{max} (MW)	E_{pk} (MJ)	$E_{pk+3\Gamma}$ (MJ)	E_{TOT} (MJ)	ρ_{sys}	τ_0(sec)	Γ (sec)	$(\Gamma/2)_{LE}$ (sec)	$(\Gamma/2)_{TE}$ (sec)	FREC	FREC Rods
7/23/08 2:27 PM	9080	-0.02	2.600	0.40	17880	84.1	176.6	197.5	2.411	2.33E-03	8.68E-03	4.20E-03	4.48E-03	Decoupled	DOWN
7/29/08 10:50 AM	9083	0.00	2.600	0.40	20062	89.2	187.1	210.8	2.557	2.11E-03	8.24E-03	4.00E-03	4.24E-03	Decoupled	DOWN
7/29/08 12:08 PM	9084	0.09	2.600	0.40	19963	89.6	188.2	208.7	2.516	2.17E-03	8.32E-03	4.04E-03	4.28E-03	Decoupled	DOWN
7/29/08 1:52 PM	9085	0.00	2.700	0.40	19746	89.5	187.1	206.2	2.536	2.14E-03	8.36E-03	4.08E-03	4.28E-03	Decoupled	DOWN
9/10/08 4:06 PM	9101	-0.01	2.994	4.00	27211	108.9	225.2	260.0	2.585	2.07E-03	7.28E-03	3.56E-03	3.72E-03	Decoupled	DOWN
9/11/08 12:09 PM	9102	-5.85	1.579	0.60	1345	19.6	42.2	56.3	1.449	7.27E-03	2.64E-02	1.30E-02	1.34E-02	Decoupled	DOWN
9/11/08 2:44 PM	9103	-5.86	1.593	0.60	1712	22.2	47.4	59.9	1.507	6.46E-03	2.35E-02	1.15E-02	1.20E-02	Decoupled	DOWN
9/11/08 4:24 PM	9104	-5.91	1.591	0.60	1928	23.2	49.5	65.4	1.557	5.88E-03	2.18E-02	1.07E-02	1.11E-02	Decoupled	DOWN
9/12/08 10:00 AM	9105	-5.88	1.593	0.60	1556	21.2	46.0	58.0	1.490	6.68E-03	2.50E-02	1.21E-02	1.29E-02	Decoupled	DOWN
9/16/08 10:34 AM	9107	-5.80	1.581	0.60	1469	20.1	44.1	58.0	1.479	6.83E-03	2.54E-02	1.22E-02	1.32E-02	Decoupled	DOWN
9/16/08 12:14 PM	9108	-5.83	1.591	0.60	1475	20.2	44.2	58.0	1.470	6.96E-03	2.54E-02	1.22E-02	1.32E-02	Decoupled	DOWN
9/16/08 2:47 PM	9109	-5.82	1.596	0.60	1476	20.1	44.2	58.0	1.502	6.52E-03	2.53E-02	1.21E-02	1.32E-02	Decoupled	DOWN
9/17/08 2:59 PM	9110	-5.81	1.574	0.40	1255	18.9	40.7	50.8	1.440	7.42E-03	2.73E-02	1.35E-02	1.38E-02	Decoupled	DOWN
9/18/08 10:49 AM	9111	-5.83	1.575	0.40	1281	18.7	41.2	49.0	1.435	7.51E-03	2.71E-02	1.30E-02	1.41E-02	Decoupled	DOWN
9/18/08 4:15 PM	9112	-5.88	1.575	0.40	1438	19.8	43.7	51.4	1.440	7.43E-03	2.56E-02	1.22E-02	1.34E-02	Decoupled	DOWN
9/24/08 10:04 AM	9117	-0.07	1.915	0.40	5286	42.8	90.2	108.4	1.828	3.96E-03	1.48E-02	7.20E-03	7.64E-03	Decoupled	DOWN
10/14/08 11:46 AM	9121	-0.08	1.202	0.70	172	7.4	20.2	25.3	1.124	2.47E-02	8.12E-02	3.76E-02	4.36E-02	Decoupled	DOWN
10/14/08 1:54 PM	9122	-0.06	1.482	0.40	1195	19.4	41.2	49.1	1.418	7.81E-03	2.88E-02	1.45E-02	1.44E-02	Decoupled	DOWN
10/15/08 12:57 PM	9124	-5.75	1.230	0.70	86	5.0	15.7	18.1	1.077	3.62E-02	1.24E-01	5.12E-02	7.26E-02	Decoupled	DOWN
10/15/08 2:44 PM	9125	-5.79	1.253	0.70	169	6.9	18.9	24.0	1.143	2.18E-02	7.73E-02	3.57E-02	4.16E-02	Decoupled	DOWN
10/15/08 4:06 PM	9126	-5.88	1.571	0.40	1381	19.3	42.8	50.6	1.460	7.10E-03	2.62E-02	1.25E-02	1.37E-02	Decoupled	DOWN
10/16/08 11:05 AM	9127	-5.83	2.730	0.40	17732	79.5	167.2	188.1	2.454	2.26E-03	8.28E-03	4.00E-03	4.28E-03	Decoupled	DOWN
10/21/08 11:03 AM	9129	-5.86	1.572	0.40	1403	19.8	43.3	50.9	1.459	7.11E-03	2.61E-02	1.26E-02	1.34E-02	Decoupled	DOWN
10/22/08 10:05 AM	9131	-5.87	1.570	0.40	1363	19.7	42.6	50.1	1.459	7.12E-03	2.64E-02	1.29E-02	1.35E-02	Decoupled	DOWN
10/22/08 11:53 AM	9132	5.89	1.570	0.40	1356	19.0	42.5	48.6	1.479	6.83E-03	2.64E-02	1.24E-02	1.40E-02	Decoupled	DOWN
10/22/08 2:24 PM	9133	-5.84	1.579	0.40	1441	20.2	43.6	51.0	1.471	6.93E-03	2.56E-02	1.25E-02	1.32E-02	Decoupled	DOWN
10/23/08 9:53 AM	9134	-5.87	1.570	0.40	1366	20.1	42.9	48.8	1.478	6.83E-03	2.65E-02	1.31E-02	1.34E-02	Decoupled	DOWN
10/23/08 1:47 PM	9135	-5.85	1.579	0.40	1435	19.7	43.6	49.2	1.481	6.79E-03	2.57E-02	1.22E-02	1.35E-02	Decoupled	DOWN
10/27/08 2:16 PM	9136	-5.86	1.569	0.40	1364	19.6	42.8	50.9	1.460	7.10E-03	2.65E-02	1.28E-02	1.36E-02	Decoupled	DOWN

DATE/TIME	RUN	ρ_{exp}	ρ_{shot}	RHU (sec)	P_{max} (MW)	E_{pk} (MJ)	$E_{pk+3\Gamma}$ (MJ)	E_{TOT} (MJ)	ρ_{sys}	τ_0(sec)	Γ (sec)	$(\Gamma/2)_{LE}$ (sec)	$(\Gamma/2)_{TE}$ (sec)	FREC	FREC Rods
11/11/08 12:31 PM	9138	-0.05	1.201	0.70	188	7.6	21.1	28.9	1.137	2.26E-02	7.89E-02	3.54E-02	4.35E-02	Decoupled	DOWN
11/11/08 2:25 PM	9139	-0.67	1.480	0.40	1315	20.6	45.4	58.6	1.458	7.13E-03	2.89E-02	1.40E-02	1.49E-02	Decoupled	DOWN
11/12/08 2:22 PM	9141	-0.11	1.201	0.70	139	4.9	9.3	11.3	1.173	1.82E-02	5.68E-02	3.02E-02	2.66E-02	Decoupled	DOWN
11/18/08 10:33 AM	9143	-0.05	1.201	0.70	112	4.2	7.8	9.9	1.127	2.42E-02	5.86E-02	3.13E-02	2.73E-02	Decoupled	DOWN
11/18/08 3:07 PM	9144	-0.06	1.482	0.40	1320	19.8	43.6	48.7	1.431	7.58E-03	2.79E-02	1.33E-02	1.46E-02	Decoupled	DOWN
11/19/08 1:17 PM	9145	0.00	1.999	0.70	6964	48.1	102.0	115.5	1.952	3.45E-03	1.28E-02	6.16E-03	6.64E-03	Decoupled	DOWN
11/20/08 2:23 PM	9147	-5.72	1.639	0.40	933	16.2	34.3	39.5	1.359	9.06E-03	3.13E-02	1.55E-02	1.58E-02	Decoupled	DOWN
11/21/08 10:49 AM	9148	-5.76	1.641	0.40	1373	19.3	42.6	46.7	1.503	6.50E-03	2.62E-02	1.25E-02	1.38E-02	Decoupled	DOWN
11/21/08 1:20 PM	9150	-5.77	1.641	0.40	1900	23.9	52.8	58.9	1.487	6.71E-03	2.36E-02	1.12E-02	1.24E-02	Decoupled	DOWN
12/3/08 2:13 PM	9156	0.00	2.740	4.30	452	12.1	31.6	201.7	1.180	1.76E-02	4.98E-02	2.20E-02	2.78E-02	Decoupled	DOWN
12/3/08 3:05 PM	9157	0.00	2.986	3.00	22732	94.8	197.7	316.0	2.676	1.96E-03	7.64E-03	3.72E-03	3.92E-03	Decoupled	DOWN
12/8/08 2:11 PM	9158	0.00	2.001	2.00	6043	45.1	94.4	139.0	1.941	3.49E-03	1.36E-02	6.68E-03	6.96E-03	Decoupled	DOWN
3/30/09 2:54 PM	9159	-0.03	2.002	0.40	6714	49.1	103.4	130.3	1.955	3.44E-03	1.34E-02	6.52E-03	6.92E-03	Decoupled	DOWN
3/30/09 2:54 PM	9161	-0.03	2.002	0.40	6714	49.1	103.4	130.3	1.955	3.44E-03	1.34E-02	6.52E-03	6.92E-03	Decoupled	DOWN
3/31/09 8:47 AM	9164	-0.10	2.010	0.40	6745	49.9	105.0	128.2	1.942	3.49E-03	1.36E-02	6.60E-03	7.00E-03	Decoupled	DOWN
3/31/09 1:15 PM	9166	-0.02	1.203	0.70	179	6.7	18.5	25.0	1.157	1.99E-02	7.30E-02	3.37E-02	3.93E-02	Decoupled	DOWN
3/31/09 4:09 PM	9168	0.00	1.480	0.40	1166	18.2	40.9	50.6	1.459	7.11E-03	2.96E-02	1.39E-02	1.57E-02	Decoupled	DOWN
4/1/09 2:10 PM	9170	-0.47	2.927	0.40	27293	109.5	227.1	254.5	2.784	1.84E-03	7.36E-03	3.60E-03	3.76E-03	Decoupled	DOWN
4/7/09 10:38 AM	9178	-0.04	2.504	0.40	16139	81.0	170.8	195.4	2.672	1.97E-03	9.36E-03	4.52E-03	4.84E-03	Decoupled	DOWN
4/9/09 1:26 PM	9179	-0.06	2.960	0.40	31111	116.9	243.6	276.1	2.886	1.74E-03	6.92E-03	3.36E-03	3.56E-03	Decoupled	DOWN
4/20/09 3:14 PM	9185	-0.01	1.501	0.40	1378	20.3	44.8	51.4	1.464	7.04E-03	2.76E-02	1.32E-02	1.44E-02	Decoupled	DOWN
4/27/09 1:13 PM	9189	-0.01	2.500	0.40	15597	78.9	164.4	184.2	2.359	2.42E-03	9.32E-03	4.56E-03	4.76E-03	Decoupled	DOWN
5/1/09 10:50 AM	9193	-0.03	3.069	0.40	33220	124.9	258.2	304.5	2.905	1.73E-03	6.88E-03	3.36E-03	3.52E-03	Decoupled	DOWN
5/1/09 2:13 PM	9197	-0.01	3.012	0.40	30250	119.7	246.9	303.3	2.749	1.88E-03	7.24E-03	3.56E-03	3.68E-03	Decoupled	DOWN
5/5/09 3:09 PM	9199	0.02	3.049	2.00	29359	116.5	243.5	298.3	2.714	1.92E-03	7.32E-03	3.56E-03	3.76E-03	Decoupled	DOWN
5/12/09 1:02 PM	9202	-5.93	1.581	0.60	1546	21.1	46.5	59.7	1.486	6.73E-03	2.54E-02	1.22E-02	1.32E-02	Decoupled	DOWN
5/12/09 3:21 PM	9203	-5.88	1.548	0.40	1303	19.0	42.4	60.9	1.444	7.35E-03	2.72E-02	1.29E-02	1.43E-02	Decoupled	DOWN
5/13/09 10:20 AM	9204	-5.90	1.520	0.60	1039	16.7	37.0	52.3	1.395	8.25E-03	2.96E-02	1.44E-02	1.52E-02	Decoupled	DOWN
5/13/09 12:10 PM	9205	-5.84	1.520	0.60	1035	16.4	36.9	54.0	1.398	8.19E-03	2.97E-02	1.41E-02	1.56E-02	Decoupled	DOWN

DATE/TIME	RUN	ρ_{exp}	ρ_{shot}	RHU (sec)	P_{max} (MW)	E_{pk} (MJ)	$E_{pk+3\Gamma}$ (MJ)	E_{TOT} (MJ)	ρ_{sys}	τ_0(sec)	Γ (sec)	$(\Gamma/2)_{LE}$ (sec)	$(\Gamma/2)_{TE}$ (sec)	FREC	FREC Rods
5/13/09 2:45 PM	9206	-5.87	1.499	0.60	1042	17.4	38.3	50.5	1.388	8.40E-03	3.03E-02	1.49E-02	1.54E-02	Decoupled	DOWN
5/14/09 10:32 AM	9207	-5.85	1.500	0.60	979	16.3	36.0	48.2	1.391	8.33E-03	3.03E-02	1.47E-02	1.56E-02	Decoupled	DOWN
5/14/09 1:22 PM	9208	-5.87	1.500	0.60	1057	17.4	37.5	52.0	1.403	8.09E-03	2.95E-02	1.47E-02	1.48E-02	Decoupled	DOWN
5/14/09 3:27 PM	9209	-5.84	1.510	0.60	953	16.3	36.2	49.6	1.382	8.53E-03	3.13E-02	1.51E-02	1.62E-02	Decoupled	DOWN
5/16/09 10:02 AM	9210	0.00	2.994	2.00	29489	111.1	232.2	285.1	2.862	1.77E-03	6.96E-03	3.36E-03	3.60E-03	Decoupled	DOWN
5/16/09 10:22 AM	9211	0.00	2.994	2.00	23255	98.4	205.4	259.7	2.631	2.02E-03	7.80E-03	3.80E-03	4.00E-03	Decoupled	DOWN
5/16/09 11:05 AM	9212	0.00	3.147	2.00	28257	113.1	236.3	313.6	2.688	1.95E-03	7.36E-03	3.56E-03	3.80E-03	Decoupled	DOWN
5/16/09 11:32 AM	9213	0.00	2.994	2.00	26052	108.5	224.4	281.3	2.657	1.98E-03	7.60E-03	3.72E-03	3.88E-03	Decoupled	DOWN
5/16/09 12:02 PM	9214	0.00	2.996	0.40	24469	101.7	211.6	277.4	2.671	1.97E-03	7.64E-03	3.72E-03	3.92E-03	Decoupled	DOWN
5/16/09 12:32 PM	9215	0.01	3.001	2.00	24083	99.9	208.4	251.5	2.677	1.96E-03	7.64E-03	3.72E-03	3.92E-03	Decoupled	DOWN
5/16/09 1:02 PM	9216	0.01	2.996	2.00	23820	100.0	208.5	277.6	2.642	2.00E-03	7.72E-03	3.76E-03	3.96E-03	Decoupled	DOWN
5/19/09 11:04 AM	9217	-5.91	1.512	0.60	1067	17.5	37.8	53.9	1.419	7.79E-03	2.95E-02	1.46E-02	1.49E-02	Decoupled	DOWN
5/19/09 1:44 PM	9218	-5.84	1.510	0.60	936	16.0	35.4	49.7	1.390	8.36E-03	3.12E-02	1.53E-02	1.59E-02	Decoupled	DOWN
5/19/09 3:53 PM	9219	-5.83	1.510	0.60	939	15.8	35.2	48.8	1.384	8.48E-03	3.09E-02	1.49E-02	1.60E-02	Decoupled	DOWN
5/20/09 9:37 AM	9220	-5.90	1.510	0.60	1060	17.5	37.5	49.2	1.405	8.06E-03	2.94E-02	1.48E-02	1.46E-02	Decoupled	DOWN
5/20/09 12:08 PM	9221	-5.90	1.516	0.60	1129	17.7	38.6	50.8	1.432	7.56E-03	2.86E-02	1.40E-02	1.47E-02	Decoupled	DOWN
5/21/09 11:06 AM	9222	-5.82	1.513	0.60	1082	17.1	38.0	49.5	1.403	8.10E-03	2.90E-02	1.40E-02	1.50E-02	Decoupled	DOWN
5/21/09 1:40 PM	9223	-5.81	1.514	0.60	941	15.9	35.0	48.5	1.387	8.43E-03	3.07E-02	1.50E-02	1.57E-02	Decoupled	DOWN
5/21/09 3:42 PM	9224	-5.82	1.518	0.60	976	16.2	36.0	48.6	1.390	8.36E-03	3.05E-02	1.47E-02	1.58E-02	Decoupled	DOWN
5/27/09 9:01 AM	9225	-5.87	1.515	0.60	1026	16.8	37.0	50.4	1.405	8.06E-03	2.99E-02	1.46E-02	1.54E-02	Decoupled	DOWN
6/9/09 10:27 AM	9229	-5.83	1.515	0.60	1056	16.5	37.4	51.9	1.431	7.58E-03	2.94E-02	1.38E-02	1.55E-02	Decoupled	DOWN
6/9/09 12:05 PM	9230	-5.86	1.516	0.60	1157	17.9	39.4	50.4	1.430	7.59E-03	2.83E-02	1.38E-02	1.45E-02	Decoupled	DOWN
6/9/09 2:04 PM	9231	-5.86	1.516	0.60	1166	17.5	39.6	50.4	1.440	7.42E-03	2.84E-02	1.34E-02	1.50E-02	Decoupled	DOWN
6/10/09 9:19 AM	9232	-5.76	1.514	0.60	1057	17.0	37.3	51.2	1.415	7.87E-03	2.93E-02	1.43E-02	1.50E-02	Decoupled	DOWN
6/10/09 11:41 AM	9233	-5.77	1.516	0.60	1053	17.3	37.2	50.8	1.403	8.08E-03	2.94E-02	1.47E-02	1.47E-02	Decoupled	DOWN
6/10/09 2:00 PM	9234	-5.77	1.517	0.60	1046	17.2	37.1	49.4	1.419	7.78E-03	2.95E-02	1.47E-02	1.48E-02	Decoupled	DOWN
6/11/09 9:14 AM	9235	-5.80	1.516	0.60	1049	16.7	37.5	52.8	1.408	7.99E-03	2.96E-02	1.41E-02	1.55E-02	Decoupled	DOWN
6/11/09 10:47 AM	9236	-5.81	1.515	0.60	1048	17.1	37.5	51.4	1.396	8.24E-03	2.96E-02	1.45E-02	1.51E-02	Decoupled	DOWN
6/11/09 2:03 PM	9237	-5.81	1.515	0.60	1084	17.3	38.0	51.5	1.416	7.84E-03	2.93E-02	1.42E-02	1.51E-02	Decoupled	DOWN

DATE/TIME	RUN	ρ_{exp}	ρ_{shot}	RHU (sec)	P_{max} (MW)	E_{pk} (MJ)	$E_{pk+3\Gamma}$ (MJ)	E_{TOT} (MJ)	ρ_{sys}	τ_0(sec)	Γ (sec)	$(\Gamma/2)_{LE}$ (sec)	$(\Gamma/2)_{TE}$ (sec)	FREC	FREC Rods
8/4/09 12:40 PM	9263	-5.78	1.510	0.60	955	16.5	35.6	50.1	1.385	8.46E-03	3.08E-02	1.54E-02	1.54E-02	Decoupled	DOWN
8/4/09 4:04 PM	9264	-5.83	1.515	0.60	1057	17.2	37.8	52.3	1.418	7.81E-03	2.97E-02	1.45E-02	1.52E-02	Decoupled	DOWN
8/5/09 11:16 AM	9265	-5.83	1.509	0.60	995	16.6	36.8	51.4	1.391	8.33E-03	3.06E-02	1.49E-02	1.57E-02	Decoupled	DOWN
8/5/09 2:46 PM	9266	-5.86	1.512	0.60	1025	16.7	37.5	50.3	1.413	7.91E-03	3.03E-02	1.45E-02	1.58E-02	Decoupled	DOWN
8/6/09 10:40 AM	9267	-5.86	1.512	0.60	1069	17.5	38.0	53.5	1.419	7.80E-03	2.96E-02	1.46E-02	1.50E-02	Decoupled	DOWN
8/6/09 3:44 PM	9268	-5.86	1.515	0.60	1027	17.3	37.3	52.0	1.398	8.19E-03	3.02E-02	1.51E-02	1.51E-02	Decoupled	DOWN
8/11/09 10:52 AM	9269	-5.77	1.510	0.60	984	16.4	36.5	49.3	1.352	9.23E-03	3.08E-02	1.49E-02	1.59E-02	Decoupled	DOWN
8/12/09 11:19 AM	9271	-5.80	1.510	0.60	1004	16.6	36.7	49.6	1.402	8.11E-03	3.04E-02	1.48E-02	1.56E-02	Decoupled	DOWN
8/18/09 4:20 PM	9273	-0.05	1.400	2.00	606	13.0	30.8	66.8	1.291	1.11E-02	4.04E-02	1.90E-02	2.14E-02	Decoupled	DOWN
8/19/09 10:20 AM	9278	-0.06	1.385	2.00	739	14.8	33.3	70.5	1.311	1.04E-02	3.66E-02	1.78E-02	1.88E-02	Decoupled	DOWN
8/19/09 12:16 PM	9281	-0.10	1.385	2.00	766	15.2	34.4	69.9	1.310	1.05E-02	3.64E-02	1.76E-02	1.88E-02	Decoupled	DOWN
9/3/09 3:56 PM	9282	0.00	2.480	0.40	11328	64.9	136.2	153.1	2.297	2.53E-03	1.06E-02	5.16E-03	5.44E-03	Decoupled	DOWN
9/9/09 10:32 AM	9290	-0.12	1.210	0.70	173	7.6	20.2	25.9	1.137	2.25E-02	8.22E-02	3.86E-02	4.36E-02	Decoupled	DOWN
9/9/09 11:46 AM	9291	-0.13	1.439	0.40	1054	18.3	40.6	48.8	1.380	8.59E-03	3.20E-02	1.54E-02	1.66E-02	Decoupled	DOWN
9/9/09 2:30 PM	9292	-0.14	2.513	0.40	16157	81.8	171.2	197.3	2.365	2.41E-03	9.32E-03	4.52E-03	4.80E-03	Decoupled	DOWN
9/10/09 10:22 AM	9293	-0.16	1.213	0.70	186	8.0	21.1	48.3	1.142	2.19E-02	8.02E-02	3.80E-02	4.23E-02	Decoupled	DOWN
9/10/09 1:49 PM	9294	-0.20	1.212	0.70	193	8.2	21.4	29.3	1.130	2.36E-02	7.81E-02	3.78E-02	4.03E-02	Decoupled	DOWN
9/10/09 3:03 PM	9295	-0.19	1.443	0.40	993	17.6	39.4	56.3	1.372	8.75E-03	3.27E-02	1.57E-02	1.70E-02	Decoupled	DOWN
9/22/09 10:54 AM	9296	-0.08	1.265	0.70	173	7.6	20.2	26.4	1.146	2.13E-02	8.21E-02	3.94E-02	4.27E-02	Decoupled	DOWN
9/22/09 12:10 PM	9297	-0.08	1.441	0.70	1008	17.5	39.5	58.1	1.367	8.87E-03	3.24E-02	1.54E-02	1.70E-02	Decoupled	DOWN
9/22/09 2:36 PM	9298	-0.09	2.502	0.40	15613	79.9	166.8	194.6	2.361	2.41E-03	9.36E-03	4.56E-03	4.80E-03	Decoupled	DOWN
9/23/09 11:15 AM	9299	-0.13	2.501	0.40	15777	80.3	168.2	210.8	2.349	2.44E-03	9.36E-03	4.56E-03	4.80E-03	Decoupled	DOWN
9/24/09 10:18 AM	9300	-0.64	1.201	0.70	160	7.0	19.8	27.9	1.116	2.61E-02	8.58E-02	3.82E-02	4.76E-02	Decoupled	DOWN
9/24/09 12:33 PM	9301	-0.06	1.432	0.70	984	17.1	39.2	56.2	1.373	8.73E-03	3.28E-02	1.52E-02	1.76E-02	Decoupled	DOWN
9/24/09 3:30 PM	9302	-0.08	2.498	0.40	15254	79.0	165.0	195.0	2.371	2.40E-03	9.52E-03	4.64E-03	4.88E-03	Decoupled	DOWN
10/6/09 11:21 AM	9310	-5.89	1.513	0.60	1055	17.6	38.5	51.7	1.415	7.85E-03	3.02E-02	1.49E-02	1.53E-02	Decoupled	DOWN
10/6/09 2:32 PM	9311	-5.91	1.513	0.60	1088	17.9	39.1	52.0	1.398	8.20E-03	2.99E-02	1.47E-02	1.52E-02	Decoupled	DOWN
10/20/09 9:33 AM	9317	-5.88	1.512	0.60	1046	17.2	38.4	51.9	1.386	8.45E-03	3.05E-02	1.46E-02	1.59E-02	Decoupled	DOWN
10/20/09 11:04 AM	9318	-5.88	1.723	0.60	2478	26.8	58.1	80.9	1.595	5.50E-03	2.01E-02	9.60E-03	1.05E-02	Decoupled	DOWN

DATE/TIME	RUN	ρ_{exp}	ρ_{shot}	RHU (sec)	P_{max} (MW)	E_{pk} (MJ)	$E_{pk+3\Gamma}$ (MJ)	E_{TOT} (MJ)	ρ_{sys}	τ_0(sec)	Γ (sec)	$(\Gamma/2)_{LE}$ (sec)	$(\Gamma/2)_{TE}$ (sec)	FREC	FREC Rods
10/20/09 2:27 PM	9319	-5.89	2.021	0.60	5507	41.4	90.2	120.1	1.879	3.73E-03	1.42E-02	6.68E-03	7.56E-03	Decoupled	DOWN
10/27/09 11:26 AM	9322	-5.91	1.515	0.40	1111	17.9	39.6	50.2	1.433	7.55E-03	2.97E-02	1.44E-02	1.53E-02	Decoupled	DOWN
10/27/09 2:24 PM	9323	-5.93	1.517	0.60	1105	17.8	39.6	52.7	1.418	7.82E-03	2.97E-02	1.44E-02	1.54E-02	Decoupled	DOWN
10/28/09 10:27 AM	9324	-5.91	1.512	0.60	1052	17.8	38.6	51.9	1.397	8.22E-03	3.04E-02	1.51E-02	1.54E-02	Decoupled	DOWN
10/28/09 11:54 AM	9325	-5.93	1.517	0.60	1063	18.1	39.0	52.2	1.414	7.89E-03	3.03E-02	1.52E-02	1.52E-02	Decoupled	DOWN
10/28/09 2:33 PM	9326	-5.95	1.517	0.60	1144	18.3	40.3	55.3	1.417	7.83E-03	2.93E-02	1.42E-02	1.51E-02	Decoupled	DOWN
10/29/09 10:51 AM	9327	-5.83	1.513	0.60	1053	17.6	38.5	54.3	1.422	7.73E-03	3.03E-02	1.49E-02	1.54E-02	Decoupled	DOWN
10/29/09 12:28 PM	9328	-5.81	1.513	0.60	1019	17.2	37.9	50.9	1.407	8.01E-03	3.07E-02	1.50E-02	1.57E-02	Decoupled	DOWN
10/29/09 2:59 PM	9329	-5.85	1.515	0.60	1042	17.4	38.2	52.1	1.409	7.99E-03	3.04E-02	1.49E-02	1.55E-02	Decoupled	DOWN
11/3/09 11:31 AM	9331	-5.82	1.512	0.60	1015	16.9	37.4	51.2	1.388	8.40E-03	3.05E-02	1.48E-02	1.57E-02	Decoupled	DOWN
11/3/09 2:12 PM	9332	-5.84	1.513	0.60	1051	17.5	38.4	51.3	1.397	8.21E-03	3.02E-02	1.48E-02	1.54E-02	Decoupled	DOWN
11/4/09 9:23 AM	9333	-5.87	1.512	0.60	1068	18.0	38.8	51.7	1.406	8.04E-03	3.02E-02	1.50E-02	1.52E-02	Decoupled	DOWN
11/4/09 11:04 AM	9334	-5.86	1.511	0.60	1022	17.4	37.8	49.9	1.377	8.65E-03	3.05E-02	1.51E-02	1.54E-02	Decoupled	DOWN
11/4/09 2:35 PM	9335	-5.84	1.512	0.60	1055	17.7	38.5	52.0	1.388	8.39E-03	3.02E-02	1.50E-02	1.53E-02	Decoupled	DOWN
11/5/09 9:56 AM	9336	-5.84	1.509	0.60	1056	17.8	38.4	50.8	1.395	8.24E-03	3.02E-02	1.50E-02	1.52E-02	Decoupled	DOWN
11/5/09 12:02 PM	9337	-5.83	1.510	0.60	1001	17.1	37.3	50.6	1.396	8.24E-03	3.08E-02	1.52E-02	1.56E-02	Decoupled	DOWN
11/5/09 3:05 PM	9338	-5.84	1.512	0.60	995	16.9	37.3	48.0	1.390	8.36E-03	3.08E-02	1.51E-02	1.57E-02	Decoupled	DOWN
11/17/09 9:35 AM	9344	-5.86	1.511	0.60	1036	17.6	38.0	52.3	1.400	8.14E-03	3.04E-02	1.52E-02	1.52E-02	Decoupled	DOWN
11/17/09 11:13 AM	9345	-5.88	1.512	0.60	1042	17.2	38.3	51.6	1.407	8.02E-03	3.04E-02	1.47E-02	1.57E-02	Decoupled	DOWN
11/17/09 2:42 PM	9346	-5.91	1.512	0.60	1107	17.8	39.7	50.6	1.415	7.87E-03	2.98E-02	1.43E-02	1.55E-02	Decoupled	DOWN
11/18/09 9:26 AM	9347	-5.90	1.512	0.60	1080	17.7	39.0	57.7	1.428	7.62E-03	3.00E-02	1.46E-02	1.54E-02	Decoupled	DOWN
11/18/09 11:23 AM	9348	-5.91	1.512	0.60	1069	17.4	38.8	52.5	1.400	8.16E-03	3.00E-02	1.44E-02	1.55E-02	Decoupled	DOWN
11/19/09 9:58 AM	9349	-5.92	1.509	0.60	1047	17.5	38.5	54.1	1.383	8.50E-03	3.04E-02	1.48E-02	1.56E-02	Decoupled	DOWN
12/1/09 10:24 AM	9350	-5.91	1.509	0.60	1018	17.4	37.8	49.8	1.382	8.52E-03	3.06E-02	1.52E-02	1.54E-02	Decoupled	DOWN
12/1/09 12:33 PM	9351	-5.87	1.513	0.60	1085	17.6	39.0	57.3	1.414	7.88E-03	2.98E-02	1.45E-02	1.53E-02	Decoupled	DOWN
12/1/09 2:41 PM	9352	-5.85	1.510	0.60	1013	17.2	37.7	52.4	1.386	8.45E-03	3.08E-02	1.52E-02	1.56E-02	Decoupled	DOWN
12/2/09 10:31 AM	9354	-5.87	1.512	0.60	1068	17.7	38.7	52.4	1.399	8.17E-03	3.01E-02	1.48E-02	1.53E-02	Decoupled	DOWN
12/2/09 12:35 PM	9355	-5.88	1.508	0.60	1064	17.7	38.5	50.7	1.394	8.28E-03	3.00E-02	1.48E-02	1.52E-02	Decoupled	DOWN
12/2/09 3:00 PM	9356	-5.87	1.510	0.60	985	16.7	36.9	50.1	1.379	8.60E-03	3.09E-02	1.51E-02	1.58E-02	Decoupled	DOWN

DATE/TIME	RUN	ρ_{exp}	ρ_{shot}	RHU (sec)	P_{max} (MW)	E_{pk} (MJ)	$E_{pk+3\Gamma}$ (MJ)	E_{TOT} (MJ)	ρ_{sys}	τ_0(sec)	Γ (sec)	$(\Gamma/2)_{LE}$ (sec)	$(\Gamma/2)_{TE}$ (sec)	FREC	FREC Rods
12/3/09 9:54 AM	9357	-5.88	1.509	0.60	985	16.9	37.3	50.6	1.399	8.18E-03	3.12E-02	1.53E-02	1.58E-02	Decoupled	DOWN
12/3/09 11:42 AM	9358	-5.91	1.509	0.60	1036	17.4	38.3	56.0	1.427	7.65E-03	3.05E-02	1.49E-02	1.56E-02	Decoupled	DOWN
12/3/09 1:56 PM	9359	-5.88	1.509	0.60	966	16.6	36.8	50.9	1.395	8.25E-03	3.13E-02	1.52E-02	1.61E-02	Decoupled	DOWN
12/3/09 4:16 PM	9360	-5.87	1.510	0.60	1088	17.8	39.2	54.4	1.399	8.17E-03	2.99E-02	1.46E-02	1.53E-02	Decoupled	DOWN
12/8/09 2:14 PM	9362	-5.82	1.720	0.60	2532	27.6	59.0	77.4	1.611	5.36E-03	1.99E-02	9.68E-03	1.02E-02	Decoupled	DOWN
12/8/09 4:00 PM	9363	-5.84	2.402	0.60	11261	63.3	131.6	162.0	2.229	2.67E-03	1.02E-02	5.00E-03	5.20E-03	Decoupled	DOWN
12/9/09 9:41 AM	9364	-5.84	1.511	0.60	1066	17.7	38.4	52.2	1.399	8.16E-03	2.99E-02	1.48E-02	1.51E-02	Decoupled	DOWN
12/9/09 3:24 PM	9366	-5.86	2.020	0.60	5454	42.1	88.9	119.5	1.895	3.67E-03	1.42E-02	6.88E-03	7.28E-03	Decoupled	DOWN
12/10/09 9:08 AM	9367	-5.85	1.782	0.60	3057	31.3	65.2	88.0	1.667	4.92E-03	1.83E-02	9.08E-03	9.24E-03	Decoupled	DOWN
12/10/09 11:33 AM	9368	-5.87	1.901	0.60	4239	36.8	78.6	100.4	1.791	4.15E-03	1.60E-02	7.72E-03	8.32E-03	Decoupled	DOWN
12/15/09 9:59 AM	9371	-5.88	1.582	0.60	1476	20.7	44.9	58.0	1.434	7.52E-03	2.56E-02	1.25E-02	1.31E-02	Decoupled	DOWN
12/15/09 11:25 AM	9372	-5.92	1.588	0.60	1522	21.0	46.3	60.9	1.483	6.76E-03	2.56E-02	1.22E-02	1.34E-02	Decoupled	DOWN
12/15/09 3:49 PM	9373	-5.90	1.580	0.60	1425	20.3	44.3	58.4	1.458	7.14E-03	2.62E-02	1.27E-02	1.35E-02	Decoupled	DOWN
12/16/09 9:22 AM	9374	-5.88	1.585	0.60	1368	19.9	43.4	57.2	1.453	7.22E-03	2.67E-02	1.30E-02	1.37E-02	Decoupled	DOWN
12/16/09 1:39 PM	9375	-5.93	1.904	0.60	4091	36.5	76.6	100.8	1.770	4.26E-03	1.62E-02	7.92E-03	8.28E-03	Decoupled	DOWN
12/16/09 4:01 PM	9376	-5.96	3.352	0.60	42344	136.4	284.1	340.6	3.150	1.53E-03	5.96E-03	2.88E-03	3.08E-03	Decoupled	DOWN
12/17/09 10:03 AM	9377	-5.85	1.901	0.60	4228	37.0	77.4	95.1	1.787	4.17E-03	1.59E-02	7.80E-03	8.08E-03	Decoupled	DOWN
12/17/09 2:24 PM	9378	-5.86	3.227	0.60	32416	117.8	244.6	302.4	2.867	1.76E-03	6.68E-03	3.24E-03	3.44E-03	Decoupled	DOWN
12/22/09 1:40 PM	9379	0.02	2.502	0.40	15986	80.6	168.8	188.0	2.406	2.34E-03	9.28E-03	4.52E-03	4.76E-03	Decoupled	DOWN
1/6/10 3:03 PM	9381	-0.08	2.999	0.40	29083	119.2	242.0	313.5	2.846	1.78E-03	7.36E-03	3.68E-03	3.68E-03	Decoupled	DOWN
1/7/10 11:40 AM	9382	-0.03	1.499	0.40	1393	21.0	46.1	51.7	1.450	7.27E-03	2.78E-02	1.34E-02	1.44E-02	Decoupled	DOWN
1/14/10 11:46 AM	9384	-0.04	2.001	0.40	6883	50.0	105.8	121.4	1.955	3.44E-03	1.34E-02	6.48E-03	6.96E-03	Decoupled	DOWN
1/20/10 3:46 PM	9394	-5.85	1.523	0.60	1155	18.5	40.4	52.8	1.417	7.82E-03	2.91E-02	1.43E-02	1.48E-02	Decoupled	DOWN
1/21/10 10:24 AM	9395	-5.85	1.518	0.60	1076	17.6	38.9	51.9	1.388	8.41E-03	3.00E-02	1.45E-02	1.54E-02	Decoupled	DOWN
1/21/10 12:03 PM	9396	-5.88	1.517	0.60	1092	17.7	39.3	52.9	1.408	8.00E-03	2.99E-02	1.44E-02	1.55E-02	Decoupled	DOWN
1/21/10 3:11 PM	9397	-5.89	1.520	0.60	1114	18.0	39.8	49.9	1.417	7.82E-03	2.97E-02	1.44E-02	1.53E-02	Decoupled	DOWN
1/26/10 10:20 AM	9398	-5.85	1.519	0.60	1063	17.9	38.9	52.6	1.426	7.66E-03	3.04E-02	1.50E-02	1.54E-02	Decoupled	DOWN
1/26/10 1:16 PM	9399	-5.87	1.519	0.60	1230	18.9	41.5	55.8	1.448	7.28E-03	2.82E-02	1.36E-02	1.46E-02	Decoupled	DOWN
1/26/10 3:57 PM	9400	-5.87	2.348	0.40	10505	61.0	127.5	148.1	2.214	2.71E-03	1.06E-02	5.20E-03	5.44E-03	Decoupled	DOWN

DATE/TIME	RUN	ρ_{exp}	ρ_{shot}	RHU (sec)	P_{max} (MW)	E_{pk} (MJ)	$E_{pk+3\Gamma}$ (MJ)	E_{TOT} (MJ)	ρ_{sys}	τ_0(sec)	Γ (sec)	$(\Gamma/2)_{LE}$ (sec)	$(\Gamma/2)_{TE}$ (sec)	FREC	FREC Rods
1/27/10 12:11 PM	9401	-5.83	3.335	0.40	35410	124.5	258.2	324.8	2.878	1.75E-03	6.44E-03	3.12E-03	3.32E-03	Decoupled	DOWN
1/27/10 3:49 PM	9402	-5.82	3.368	0.60	35308	124.7	257.8	301.8	2.915	1.72E-03	6.48E-03	3.16E-03	3.32E-03	Decoupled	DOWN
1/28/10 3:50 PM	9407	-0.22	2.886	0.40	27361	108.9	222.1	252.3	2.696	1.94E-03	7.16E-03	3.56E-03	3.60E-03	Decoupled	DOWN
2/9/10 11:12 AM	9408	0.00	2.250	0.40	13287	73.3	155.1	185.0	2.258	2.61E-03	1.02E-02	4.92E-03	5.32E-03	Decoupled	DOWN
2/9/10 1:34 PM	9409	0.00	2.250	0.40	13075	71.9	151.4	181.4	2.261	2.61E-03	1.02E-02	4.92E-03	5.24E-03	Decoupled	DOWN
2/9/10 2:19 PM	9410	0.00	2.250	0.40	12214	68.7	145.0	166.5	2.220	2.69E-03	1.04E-02	5.04E-03	5.40E-03	Decoupled	DOWN
2/9/10 3:19 PM	9411	0.00	2.250	0.40	12868	70.7	149.3	174.3	2.292	2.54E-03	1.02E-02	4.92E-03	5.28E-03	Decoupled	DOWN
2/9/10 4:08 PM	9412	0.00	2.250	0.40	12487	69.7	146.8	167.6	2.248	2.63E-03	1.03E-02	5.00E-03	5.32E-03	Decoupled	DOWN
2/10/10 10:35 AM	9414	0.00	2.250	0.40	12464	70.0	148.4	167.3	2.226	2.68E-03	1.05E-02	5.04E-03	5.44E-03	Decoupled	DOWN
2/10/10 11:20 AM	9415	0.00	2.250	0.40	12151	68.7	144.7	166.2	2.240	2.65E-03	1.04E-02	5.04E-03	5.40E-03	Decoupled	DOWN
2/10/10 1:13 PM	9416	0.00	2.250	0.40	12450	69.6	146.6	166.0	2.225	2.68E-03	1.03E-02	5.00E-03	5.32E-03	Decoupled	DOWN
2/10/10 2:26 PM	9417	0.00	2.250	0.40	12291	68.9	145.4	164.7	2.234	2.66E-03	1.04E-02	5.00E-03	5.36E-03	Decoupled	DOWN
2/10/10 3:03 PM	9418	0.00	2.250	0.40	12114	68.6	144.2	163.1	2.219	2.69E-03	1.04E-02	5.08E-03	5.36E-03	Decoupled	DOWN
2/10/10 3:42 PM	9419	0.00	2.250	0.40	12553	69.4	147.4	179.0	2.233	2.67E-03	1.03E-02	4.92E-03	5.36E-03	Decoupled	DOWN
2/10/10 4:22 PM	9420	0.00	2.250	0.40	12078	68.6	143.9	168.9	2.233	2.67E-03	1.04E-02	5.08E-03	5.36E-03	Decoupled	DOWN
2/11/10 10:05 AM	9421	0.00	2.252	0.40	10750	65.4	136.4	168.5	2.167	2.82E-03	1.11E-02	5.44E-03	5.68E-03	Decoupled	DOWN
2/11/10 11:03 AM	9422	0.00	2.251	0.40	10557	63.0	133.8	159.4	2.146	2.87E-03	1.11E-02	5.32E-03	5.76E-03	Decoupled	DOWN
2/11/10 11:45 AM	9423	0.00	2.251	0.40	10407	62.9	132.6	150.8	2.148	2.86E-03	1.12E-02	5.40E-03	5.76E-03	Decoupled	DOWN
2/11/10 1:34 PM	9424	0.00	2.251	0.40	10777	64.9	135.3	159.8	2.138	2.89E-03	1.10E-02	5.40E-03	5.60E-03	Decoupled	DOWN
2/11/10 2:19 PM	9425	0.00	2.249	0.40	10264	61.9	131.6	148.9	2.119	2.94E-03	1.12E-02	5.40E-03	5.84E-03	Decoupled	DOWN
2/11/10 3:02 PM	9426	0.00	2.249	0.40	10099	62.0	130.5	148.1	2.126	2.92E-03	1.13E-02	5.48E-03	5.80E-03	Decoupled	DOWN
2/11/10 3:45 PM	9427	0.00	2.250	0.40	10178	62.0	131.1	151.1	2.119	2.93E-03	1.13E-02	5.44E-03	5.84E-03	Decoupled	DOWN
2/16/10 11:35 AM	9428	-5.77	1.511	0.60	945	16.6	36.2	49.3	1.401	8.14E-03	3.16E-02	1.57E-02	1.59E-02	Decoupled	DOWN
2/16/10 1:26 PM	9429	5.81	1.515	0.60	1125	17.8	39.5	51.6	1.414	7.88E-03	2.92E-02	1.41E-02	1.52E-02	Decoupled	DOWN
2/16/10 3:12 PM	9430	-5.82	1.515	0.60	1128	18.2	39.5	50.5	1.408	8.00E-03	2.92E-02	1.44E-02	1.48E-02	Decoupled	DOWN
2/18/10 1:39 PM	9440	-5.77	1.514	0.60	988	16.9	37.1	49.9	1.378	8.63E-03	3.11E-02	1.52E-02	1.59E-02	Decoupled	DOWN
2/18/10 3:16 PM	9441	-5.78	1.517	0.60	1039	17.1	37.9	49.9	1.398	8.19E-03	3.03E-02	1.47E-02	1.56E-02	Decoupled	DOWN
2/23/10 10:24 AM	9442	-5.70	1.050	2.00	48	4.3	19.2	27.4	1.033	5.98E-02	2.33E-01	7.99E-02	1.53E-01	Decoupled	DOWN
2/23/10 11:23 AM	9443	-5.75	1.030	2.00	29	3.3	20.8	21.9	1.004	9.03E-02	5.93E-01	9.97E-02	4.94E-01	Decoupled	DOWN

DATE/TIME	RUN	ρ_{exp}	ρ_{shot}	RHU (sec)	P_{max} (MW)	E_{pk} (MJ)	$E_{pk+3\Gamma}$ (MJ)	E_{TOT} (MJ)	ρ_{sys}	τ_0(sec)	Γ (sec)	$(\Gamma/2)_{LE}$ (sec)	$(\Gamma/2)_{TE}$ (sec)	FREC	FREC Rods
2/23/10 2:51 PM	9446	-5.72	1.030	2.00	45	4.4	19.7	27.0	1.007	8.64E-02	2.59E-01	8.98E-02	1.69E-01	Decoupled	DOWN
2/23/10 3:34 PM	9447	-5.73	1.030	2.00	41	3.9	22.0	27.9	1.018	7.32E-02	3.31E-01	8.59E-02	2.45E-01	Decoupled	DOWN
3/11/10 3:15 PM	9463	-5.85	3.374	0.25	35347	123.1	256.0	286.4	2.933	1.70E-03	6.44E-03	3.12E-03	3.32E-03	Decoupled	DOWN
3/12/10 10:29 AM	9464	-5.84	3.354	0.25	32196	122.0	246.7	296.5	2.922	1.71E-03	6.80E-03	3.40E-03	3.40E-03	Decoupled	DOWN
3/12/10 3:00 PM	9465	-5.85	3.354	0.25	35205	124.0	254.9	286.9	2.946	1.69E-03	6.44E-03	3.16E-03	3.28E-03	Decoupled	DOWN
3/16/10 9:51 AM	9466	-5.88	3.355	0.25	35274	122.5	255.7	289.5	2.911	1.72E-03	6.40E-03	3.08E-03	3.32E-03	Decoupled	DOWN
3/16/10 2:53 PM	9467	-5.90	3.352	0.25	35293	123.2	255.4	283.5	2.929	1.70E-03	6.40E-03	3.12E-03	3.28E-03	Decoupled	DOWN
3/16/10 2:53 PM	9467	-5.90	3.352	0.25	35293	123.2	255.4	283.5	2.929	1.70E-03	6.40E-03	3.12E-03	3.28E-03	Decoupled	DOWN
3/18/10 4:18 PM	9473	-5.81	1.512	0.45	1159	18.1	39.8	48.8	1.412	7.92E-03	2.85E-02	1.38E-02	1.47E-02	Decoupled	DOWN
3/23/10 2:38 PM	9475	-5.94	2.451	0.35	12363	66.2	138.7	163.9	2.283	2.56E-03	9.84E-03	4.76E-03	5.08E-03	Decoupled	DOWN
3/30/10 1:52 PM	9484	-5.82	1.509	0.60	1087	17.6	38.8	51.7	1.402	8.11E-03	2.97E-02	1.44E-02	1.53E-02	Decoupled	DOWN
3/30/10 3:49 PM	9485	-5.83	2.394	0.60	11109	62.6	131.0	155.3	2.223	2.69E-03	1.03E-02	5.00E-03	5.32E-03	Decoupled	DOWN
3/31/10 10:28 AM	9486	-5.88	3.328	0.40	35222	126.5	255.7	285.7	2.929	1.70E-03	6.40E-03	3.20E-03	3.20E-03	Decoupled	DOWN
4/1/10 1:54 PM	9487	-0.24	2.895	0.25	27271	108.4	219.8	256.1	2.760	1.87E-03	7.12E-03	3.56E-03	3.56E-03	Decoupled	DOWN
4/7/10 2:50 PM	9498	-5.88	2.350	0.60	10315	59.9	125.4	150.8	2.162	2.83E-03	1.06E-02	5.16E-03	5.48E-03	Decoupled	DOWN
4/8/10 10:51 AM	9499	-5.88	1.511	0.60	1079	17.6	38.8	51.1	1.413	7.90E-03	2.99E-02	1.45E-02	1.54E-02	Decoupled	DOWN
4/9/10 1:32 PM	9501	-0.04	3.024	6.00	32170	120.3	251.1	321.9	2.902	1.73E-03	6.92E-03	3.36E-03	3.56E-03	Decoupled	DOWN
4/13/10 11:26 AM	9502	0.63	3.109	0.25	31341	115.6	238.7	266.4	2.848	1.78E-03	6.72E-03	3.28E-03	3.44E-03	Decoupled	DOWN
4/14/10 12:00 PM	9503	0.66	3.109	0.25	31009	114.0	237.9	264.4	2.847	1.78E-03	6.76E-03	3.28E-03	3.48E-03	Decoupled	DOWN
4/15/10 10:26 AM	9504	0.63	3.119	0.25	31554	115.5	240.5	289.2	2.841	1.79E-03	6.72E-03	3.24E-03	3.48E-03	Decoupled	DOWN
5/6/10 2:05 PM	9506	0.00	3.038	2.00	29323	115.3	241.0	312.3	2.733	1.90E-03	7.24E-03	3.52E-03	3.72E-03	Decoupled	DOWN
5/13/10 11:16 AM	9508	0.62	3.108	0.25	31055	113.6	237.7	293.1	2.837	1.79E-03	6.72E-03	3.24E-03	3.48E-03	Decoupled	DOWN
5/13/10 3:47 PM	9509	0.60	3.107	0.25	30922	116.4	237.7	292.3	2.836	1.79E-03	6.80E-03	3.36E-03	3.44E-03	Decoupled	DOWN
5/14/10 11:27 AM	9510	0.61	3.120	0.25	31165	114.0	238.6	262.0	2.832	1.79E-03	6.76E-03	3.24E-03	3.52E-03	Decoupled	DOWN
5/18/10 12:58 PM	9512	-5.84	1.600	0.30	1459	20.0	42.1	47.7	1.508	6.44E-03	2.48E-02	1.22E-02	1.26E-02	Decoupled	DOWN
5/18/10 3:20 PM	9513	-5.86	1.599	0.30	1490	20.1	42.6	44.3	1.477	6.86E-03	2.46E-02	1.20E-02	1.26E-02	Decoupled	DOWN
5/19/10 11:00 AM	9514	-5.84	1.599	0.30	1504	20.5	43.3	48.6	1.478	6.84E-03	2.47E-02	1.21E-02	1.26E-02	Decoupled	DOWN
5/19/10 12:49 PM	9515	-5.84	1.599	0.30	1468	20.2	42.4	45.5	1.470	6.95E-03	2.48E-02	1.23E-02	1.26E-02	Decoupled	DOWN
5/19/10 3:08 PM	9516	-5.85	1.599	0.30	1451	19.8	42.0	45.0	1.465	7.02E-03	2.50E-02	1.22E-02	1.28E-02	Decoupled	DOWN

DATE/TIME	RUN	ρ_{exp}	ρ_{shot}	RHU (sec)	P_{max} (MW)	E_{pk} (MJ)	$E_{pk+3\Gamma}$ (MJ)	E_{TOT} (MJ)	ρ_{sys}	τ_0(sec)	Γ (sec)	$(\Gamma/2)_{LE}$ (sec)	$(\Gamma/2)_{TE}$ (sec)	FREC	FREC Rods
5/20/10 9:57 AM	9517	-5.83	1.630	0.25	1190	16.6	34.2	38.5	1.463	7.07E-03	2.51E-02	1.24E-02	1.27E-02	Decoupled	DOWN
5/20/10 11:57 AM	9518	-5.83	1.700	0.25	1880	22.1	46.4	49.6	1.564	5.81E-03	2.15E-02	1.05E-02	1.10E-02	Decoupled	DOWN
5/20/10 2:55 PM	9519	-5.85	1.710	0.25	1943	23.1	47.7	57.6	1.581	5.64E-03	2.13E-02	1.06E-02	1.07E-02	Decoupled	DOWN
5/26/10 2:20 PM	9521	0.00	3.033	4.00	28579	117.6	239.9	312.5	2.734	1.90E-03	7.40E-03	3.68E-03	3.72E-03	Decoupled	DOWN
6/8/10 9:11 AM	9528	-5.87	1.699	0.25	1861	22.0	46.1	51.3	1.553	5.92E-03	2.16E-02	1.06E-02	1.10E-02	Decoupled	DOWN
6/8/10 10:48 AM	9529	-5.90	1.701	0.25	1841	21.8	46.0	48.1	1.560	5.85E-03	2.17E-02	1.05E-02	1.12E-02	Decoupled	DOWN
6/8/10 1:58 PM	9530	-5.90	2.072	0.25	6084	44.8	93.4	104.3	1.951	3.45E-03	1.34E-02	6.56E-03	6.84E-03	Decoupled	DOWN
6/9/10 9:41 AM	9531	-5.89	1.699	0.25	2410	26.2	54.4	60.5	1.650	5.04E-03	1.96E-02	9.64E-03	9.92E-03	Decoupled	DOWN
6/9/10 11:42 AM	9532	-5.82	1.711	0.25	2004	23.0	48.4	55.1	1.580	5.65E-03	2.10E-02	1.02E-02	1.08E-02	Decoupled	DOWN
6/9/10 2:00 PM	9533	-5.82	2.571	0.25	14629	73.5	152.6	167.7	2.361	2.41E-03	9.16E-03	4.48E-03	4.68E-03	Decoupled	DOWN
6/10/10 8:43 AM	9534	-5.86	1.698	0.25	1799	21.5	45.0	52.3	1.575	5.70E-03	2.18E-02	1.06E-02	1.11E-02	Decoupled	DOWN
6/10/10 10:49 AM	9535	-5.85	1.699	0.25	1745	20.9	44.0	47.0	1.569	5.75E-03	2.19E-02	1.06E-02	1.13E-02	Decoupled	DOWN
6/10/10 2:03 PM	9536	-5.88	1.700	0.25	1750	21.1	44.2	47.9	1.547	5.99E-03	2.20E-02	1.07E-02	1.13E-02	Decoupled	DOWN
6/15/10 10:47 AM	9537	0.54	3.111	0.25	31202	115.6	238.3	260.9	2.820	1.81E-03	6.72E-03	3.28E-03	3.44E-03	Decoupled	DOWN
6/15/10 2:57 PM	9538	0.62	3.113	0.25	31204	114.7	238.4	286.7	2.851	1.78E-03	6.76E-03	3.28E-03	3.48E-03	Decoupled	DOWN
6/16/10 10:36 AM	9539	0.08	3.044	0.25	29778	116.7	242.3	261.6	2.745	1.88E-03	7.20E-03	3.52E-03	3.68E-03	Decoupled	DOWN
6/16/10 11:03 AM	9540	0.13	3.045	0.25	28106	112.0	233.5	287.9	2.724	1.91E-03	7.36E-03	3.56E-03	3.80E-03	Decoupled	DOWN
6/16/10 2:45 PM	9541	0.52	2.518	0.40	15847	76.3	160.1	191.2	2.444	2.28E-03	8.92E-03	4.32E-03	4.60E-03	Decoupled	DOWN
6/17/10 10:13 AM	9542	0.58	3.096	0.25	30922	114.9	236.5	281.1	2.834	1.79E-03	6.76E-03	3.32E-03	3.44E-03	Decoupled	DOWN
6/17/10 2:45 PM	9543	0.08	1.473	0.70	1299	20.7	43.9	56.2	1.417	7.82E-03	2.85E-02	1.43E-02	1.42E-02	Decoupled	DOWN
6/17/10 3:12 PM	9544	0.05	1.792	0.40	3986	37.8	79.1	93.9	1.724	4.53E-03	1.72E-02	8.44E-03	8.80E-03	Decoupled	DOWN
6/17/10 3:36 PM	9545	0.07	3.018	0.25	28466	112.9	236.6	267.7	2.721	1.91E-03	7.32E-03	3.52E-03	3.80E-03	Decoupled	DOWN
6/23/10 11:06 AM	9547	0.00	3.042	6.00	29522	115.5	242.8	321.0	2.722	1.91E-03	7.24E-03	3.48E-03	3.76E-03	Decoupled	DOWN
7/6/10 3:57 PM	9551	0.63	3.109	0.25	29788	115.3	235.2	281.0	2.894	1.74E-03	6.96E-03	3.44E-03	3.52E-03	Decoupled	DOWN
7/13/10 1:53 PM	9555	0.19	1.750	0.35	2675	30.5	64.5	76.0	1.589	5.56E-03	2.07E-02	1.01E-02	1.06E-02	Decoupled	DOWN
7/13/10 3:25 PM	9556	0.20	1.690	0.35	2704	30.2	65.5	77.5	1.601	5.45E-03	2.09E-02	1.01E-02	1.08E-02	Decoupled	DOWN
7/20/10 10:57 AM	9560	0.25	1.674	0.35	2504	28.9	62.0	75.2	1.577	5.67E-03	2.13E-02	1.02E-02	1.10E-02	Decoupled	DOWN
7/21/10 2:11 PM	9561	0.25	1.672	0.35	2454	28.6	61.2	70.8	1.564	5.81E-03	2.15E-02	1.04E-02	1.11E-02	Decoupled	DOWN
7/27/10 11:11 AM	9564	-5.86	1.701	0.25	1806	21.8	44.9	51.3	1.562	5.83E-03	2.16E-02	1.08E-02	1.09E-02	Decoupled	DOWN

DATE/TIME	RUN	ρ_{exp}	ρ_{shot}	RHU (sec)	P_{max} (MW)	E_{pk} (MJ)	$E_{pk+3\Gamma}$ (MJ)	E_{TOT} (MJ)	ρ_{sys}	τ_0(sec)	Γ (sec)	$(\Gamma/2)_{LE}$ (sec)	$(\Gamma/2)_{TE}$ (sec)	FREC	FREC Rods
7/27/10 3:01 PM	9568	-5.85	1.709	0.25	2054	23.4	49.3	56.5	1.587	5.58E-03	2.08E-02	1.01E-02	1.07E-02	Decoupled	DOWN
7/28/10 10:13 AM	9569	-5.86	1.699	0.25	1859	22.1	46.0	54.2	1.578	5.66E-03	2.15E-02	1.06E-02	1.09E-02	Decoupled	DOWN
7/28/10 11:57 AM	9570	-5.86	1.698	0.25	1724	21.6	43.8	50.0	1.558	5.87E-03	2.21E-02	1.11E-02	1.10E-02	Decoupled	DOWN
7/28/10 3:01 PM	9571	-5.87	1.697	0.25	1850	22.4	46.0	52.7	1.588	5.57E-03	2.16E-02	1.08E-02	1.08E-02	Decoupled	DOWN
7/29/10 9:27 AM	9572	-5.90	1.695	0.25	1816	22.0	45.6	52.9	1.566	5.79E-03	2.18E-02	1.08E-02	1.10E-02	Decoupled	DOWN
7/29/10 10:50 AM	9573	-5.89	1.695	0.25	1882	22.5	46.6	53.5	1.575	5.70E-03	2.16E-02	1.07E-02	1.09E-02	Decoupled	DOWN
8/3/10 10:56 AM	9576	-0.05	1.200	0.70	137	6.6	19.0	24.2	1.097	3.01E-02	9.13E-02	4.21E-02	4.92E-02	Decoupled	DOWN
8/3/10 12:09 PM	9577	-0.06	1.481	0.40	1293	20.0	44.6	53.8	1.417	7.83E-03	2.90E-02	1.39E-02	1.52E-02	Decoupled	DOWN
8/3/10 3:37 PM	9578	-0.04	2.590	0.40	17567	85.8	178.3	221.8	2.433	2.29E-03	8.92E-03	4.36E-03	4.56E-03	Decoupled	DOWN
8/4/10 10:35 AM	9579	0.62	3.101	0.25	30947	116.1	237.6	299.2	2.841	1.79E-03	6.80E-03	3.36E-03	3.44E-03	Decoupled	DOWN
8/4/10 3:53 PM	9580	0.54	3.107	0.25	31147	116.1	239.1	275.3	2.821	1.81E-03	6.76E-03	3.32E-03	3.44E-03	Decoupled	DOWN
8/5/10 10:31 AM	9581	-0.08	1.203	0.70	181	7.7	21.0	28.8	1.124	2.46E-02	8.04E-02	3.76E-02	4.28E-02	Decoupled	DOWN
8/5/10 12:03 PM	9582	-0.07	1.481	0.40	1305	20.1	44.2	54.5	1.419	7.78E-03	2.85E-02	1.37E-02	1.48E-02	Decoupled	DOWN
8/5/10 3:02 PM	9583	-0.11	2.591	0.40	17834	85.9	180.0	210.0	2.432	2.30E-03	8.88E-03	4.32E-03	4.56E-03	Decoupled	DOWN
8/10/10 3:45 PM	9586	-0.08	2.592	0.40	17826	86.2	179.8	220.9	2.453	2.26E-03	8.88E-03	4.32E-03	4.56E-03	Decoupled	DOWN
8/11/10 12:29 PM	9587	0.01	1.200	0.70	165	7.6	20.5	30.6	1.120	2.52E-02	8.46E-02	3.98E-02	4.48E-02	Decoupled	DOWN
8/11/10 2:01 PM	9588	0.00	1.485	0.40	1254	20.3	43.6	51.2	1.409	7.98E-03	2.93E-02	1.45E-02	1.48E-02	Decoupled	DOWN
8/11/10 3:36 PM	9589	-0.02	2.592	0.40	17696	86.2	179.5	234.5	2.432	2.30E-03	8.88E-03	4.32E-03	4.56E-03	Decoupled	DOWN
8/17/10 10:37 AM	9592	-0.03	1.202	0.70	195	8.0	21.3	31.1	1.149	2.10E-02	7.66E-02	3.61E-02	4.05E-02	Decoupled	DOWN
8/17/10 12:04 PM	9593	-0.01	1.477	0.40	1161	19.4	42.0	50.9	1.399	8.17E-03	3.03E-02	1.50E-02	1.53E-02	Decoupled	DOWN
8/17/10 3:25 PM	9594	-0.03	2.591	0.40	17974	86.9	181.2	213.0	2.463	2.25E-03	8.84E-03	4.32E-03	4.52E-03	Decoupled	DOWN
9/7/10 12:32 PM	9609	-5.75	1.474	0.40	1693	22.0	47.7	53.5	1.501	6.53E-03	2.39E-02	1.16E-02	1.23E-02	Decoupled	DOWN
9/7/10 2:14 PM	9610	-5.82	1.474	0.40	1615	22.1	47.5	54.7	1.489	6.69E-03	2.49E-02	1.22E-02	1.27E-02	Decoupled	DOWN
9/7/10 2:56 PM	9611	-5.82	1.474	0.40	1620	22.0	47.5	53.5	1.503	6.50E-03	2.48E-02	1.20E-02	1.27E-02	Decoupled	DOWN
9/7/10 3:42 PM	9612	-5.82	1.474	0.40	1643	21.6	47.7	53.0	1.482	6.79E-03	2.46E-02	1.17E-02	1.29E-02	Decoupled	DOWN
9/7/10 4:40 PM	9613	-5.82	1.474	0.40	1643	21.9	47.5	55.4	1.520	6.29E-03	2.44E-02	1.18E-02	1.26E-02	Decoupled	DOWN
9/16/10 1:47 PM	9614	0.59	3.109	0.25	31141	113.9	238.3	276.6	2.829	1.80E-03	6.76E-03	3.24E-03	3.52E-03	Decoupled	DOWN
9/28/10 10:47 AM	9616	-5.81	1.696	0.25	1916	22.6	47.5	54.3	1.551	5.95E-03	2.15E-02	1.05E-02	1.10E-02	Decoupled	DOWN
9/30/10 12:34 PM	9622	-5.86	1.693	0.25	1755	20.8	44.2	49.6	1.565	5.80E-03	2.19E-02	1.06E-02	1.14E-02	Decoupled	DOWN

DATE/TIME	RUN	ρ_{exp}	ρ_{shot}	RHU (sec)	P_{max} (MW)	E_{pk} (MJ)	$E_{pk+3\Gamma}$ (MJ)	E_{TOT} (MJ)	ρ_{sys}	τ_0(sec)	Γ (sec)	$(\Gamma/2)_{LE}$ (sec)	$(\Gamma/2)_{TE}$ (sec)	FREC	FREC Rods
9/30/10 3:04 PM	9623	-5.88	1.697	0.25	1776	21.5	44.7	49.9	1.559	5.86E-03	2.19E-02	1.08E-02	1.11E-02	Decoupled	DOWN
10/13/10 4:32 PM	9630	0.62	3.107	0.25	31025	114.2	237.5	257.4	2.788	1.84E-03	6.76E-03	3.28E-03	3.48E-03	Decoupled	DOWN
10/14/10 3:18 PM	9631	-0.10	3.049	0.25	29584	116.5	241.9	267.4	2.728	1.90E-03	7.20E-03	3.52E-03	3.68E-03	Decoupled	DOWN
10/14/10 4:06 PM	9632	-0.08	3.071	0.25	29043	114.4	238.7	264.6	2.750	1.88E-03	7.24E-03	3.52E-03	3.72E-03	Decoupled	DOWN
10/14/10 4:45 PM	9633	-0.06	3.045	0.25	28395	113.4	235.9	267.5	2.720	1.91E-03	7.32E-03	3.56E-03	3.76E-03	Decoupled	DOWN
10/19/10 10:05 AM	9634	0.00	3.064	0.25	29655	115.9	242.1	258.8	2.743	1.88E-03	7.20E-03	3.48E-03	3.72E-03	Decoupled	DOWN
10/19/10 10:59 AM	9635	0.01	3.071	0.25	29306	114.0	239.9	274.1	2.752	1.88E-03	7.24E-03	3.48E-03	3.76E-03	Decoupled	DOWN
10/19/10 12:58 PM	9636	0.04	3.079	0.25	29949	118.5	243.5	272.1	2.737	1.89E-03	7.16E-03	3.52E-03	3.64E-03	Decoupled	DOWN
10/19/10 2:58 PM	9637	0.03	3.079	0.25	29813	115.7	242.6	257.9	2.764	1.86E-03	7.20E-03	3.48E-03	3.72E-03	Decoupled	DOWN
10/19/10 3:48 PM	9638	0.02	3.098	0.25	29157	114.0	239.3	268.2	2.760	1.87E-03	7.24E-03	3.48E-03	3.76E-03	Decoupled	DOWN
10/19/10 4:26 PM	9639	0.05	3.110	0.25	28318	116.2	236.5	252.6	2.730	1.90E-03	7.36E-03	3.68E-03	3.68E-03	Decoupled	DOWN
10/19/10 4:57 PM	9640	0.09	3.121	0.25	27693	113.8	231.9	260.3	2.704	1.93E-03	7.40E-03	3.68E-03	3.72E-03	Decoupled	DOWN
10/20/10 9:46 AM	9641	-0.01	3.057	0.25	29880	116.7	243.6	268.1	2.761	1.87E-03	7.20E-03	3.48E-03	3.72E-03	Decoupled	DOWN
10/20/10 11:03 AM	9642	0.00	3.065	0.25	29683	115.6	242.1	281.8	2.737	1.89E-03	7.20E-03	3.48E-03	3.72E-03	Decoupled	DOWN
10/20/10 12:52 PM	9643	-0.03	3.075	0.25	29763	115.4	242.0	270.6	2.748	1.88E-03	7.20E-03	3.48E-03	3.72E-03	Decoupled	DOWN
10/20/10 2:50 PM	9644	0.10	3.079	0.25	29924	117.9	243.8	282.0	2.772	1.86E-03	7.20E-03	3.52E-03	3.68E-03	Decoupled	DOWN
10/20/10 3:41 PM	9645	0.19	3.123	0.25	28182	111.1	234.7	272.0	2.701	1.93E-03	7.36E-03	3.52E-03	3.84E-03	Decoupled	DOWN
10/20/10 3:41 PM	9646	0.19	3.123	0.25	28182	111.1	234.7	272.0	2.701	1.93E-03	7.36E-03	3.52E-03	3.84E-03	Decoupled	DOWN
10/20/10 4:08 PM	9647	0.19	3.114	0.25	27786	111.9	232.9	261.3	2.704	1.93E-03	7.40E-03	3.60E-03	3.80E-03	Decoupled	DOWN
10/20/10 4:34 PM	9648	0.24	3.118	0.25	26982	109.4	228.2	262.7	2.682	1.95E-03	7.48E-03	3.64E-03	3.84E-03	Decoupled	DOWN
10/20/10 5:01 PM	9649	0.21	3.097	0.25	27095	110.2	228.8	255.5	2.712	1.92E-03	7.44E-03	3.64E-03	3.80E-03	Decoupled	DOWN
10/21/10 11:05 AM	9650	0.00	3.071	0.25	30083	117.4	244.4	283.0	2.757	1.87E-03	7.16E-03	3.48E-03	3.68E-03	Decoupled	DOWN
10/21/10 1:12 PM	9651	0.02	3.074	0.25	29796	115.2	242.8	272.5	2.755	1.87E-03	7.16E-03	3.44E-03	3.72E-03	Decoupled	DOWN
10/21/10 2:32 PM	9652	0.03	3.074	0.25	29542	115.9	241.9	280.0	2.756	1.87E-03	7.20E-03	3.48E-03	3.72E-03	Decoupled	DOWN
10/21/10 3:02 PM	9653	0.09	3.072	0.25	27778	114.5	232.6	262.5	2.708	1.92E-03	7.36E-03	3.68E-03	3.68E-03	Decoupled	DOWN
10/21/10 3:42 PM	9654	0.07	3.074	0.25	28434	112.4	235.1	293.7	2.742	1.89E-03	7.28E-03	3.52E-03	3.76E-03	Decoupled	DOWN
10/26/10 10:44 AM	9659	0.72	3.132	0.25	30689	114.5	236.4	255.4	2.810	1.82E-03	6.80E-03	3.32E-03	3.48E-03	Decoupled	DOWN
10/26/10 3:41 PM	9660	0.74	3.103	0.25	30677	113.4	236.9	274.1	2.803	1.82E-03	6.80E-03	3.28E-03	3.52E-03	Decoupled	DOWN
10/27/10 10:27 AM	9661	0.70	3.124	0.25	30651	113.7	236.2	297.7	2.824	1.80E-03	6.80E-03	3.32E-03	3.48E-03	Decoupled	DOWN

DATE/TIME	RUN	ρ_{exp}	ρ_{shot}	RHU (sec)	P_{max} (MW)	E_{pk} (MJ)	$E_{pk+3\Gamma}$ (MJ)	E_{TOT} (MJ)	ρ_{sys}	τ_0(sec)	Γ (sec)	$(\Gamma/2)_{LE}$ (sec)	$(\Gamma/2)_{TE}$ (sec)	FREC	FREC Rods
10/28/10 2:33 PM	9663	0.68	3.130	0.25	29460	115.1	232.6	270.4	2.839	1.79E-03	6.96E-03	3.48E-03	3.48E-03	Decoupled	DOWN
10/28/10 3:29 PM	9664	0.68	3.113	0.25	29063	112.9	230.4	258.4	2.812	1.81E-03	7.00E-03	3.48E-03	3.52E-03	Decoupled	DOWN
11/2/10 11:25 AM	9665	0.83	3.106	0.25	29016	114.4	231.6	257.5	2.828	1.80E-03	7.04E-03	3.52E-03	3.52E-03	Decoupled	DOWN
11/2/10 4:33 PM	9666	0.80	3.130	0.25	29350	116.4	233.3	255.6	2.830	1.80E-03	7.00E-03	3.56E-03	3.44E-03	Decoupled	DOWN
11/3/10 12:32 PM	9667	0.75	3.121	0.25	29410	115.9	233.5	263.5	2.831	1.80E-03	7.00E-03	3.52E-03	3.48E-03	Decoupled	DOWN
11/4/10 2:31 PM	9668	0.67	3.108	0.25	29507	115.1	233.7	260.1	2.832	1.79E-03	6.96E-03	3.48E-03	3.48E-03	Decoupled	DOWN
11/4/10 3:48 PM	9669	0.70	3.111	0.25	29231	113.6	231.9	264.2	2.794	1.83E-03	7.00E-03	3.48E-03	3.52E-03	Decoupled	DOWN
11/10/10 2:44 PM	9674	-5.76	1.937	0.40	4547	38.2	80.2	89.8	1.831	3.95E-03	1.53E-02	7.48E-03	7.84E-03	Decoupled	DOWN
11/10/10 4:30 PM	9675	-5.80	2.011	0.40	5390	41.8	87.9	103.8	1.901	3.64E-03	1.42E-02	6.92E-03	7.28E-03	Decoupled	DOWN
11/11/10 10:30 AM	9676	-5.79	2.010	0.40	5372	42.1	88.0	104.4	1.883	3.72E-03	1.43E-02	7.00E-03	7.28E-03	Decoupled	DOWN
11/11/10 3:17 PM	9677	-5.80	2.009	0.40	5299	41.5	87.2	109.0	1.881	3.72E-03	1.43E-02	7.00E-03	7.32E-03	Decoupled	DOWN
11/16/10 3:07 PM	9679	-5.72	2.008	0.40	5274	41.3	86.7	100.8	1.894	3.67E-03	1.43E-02	6.96E-03	7.32E-03	Decoupled	DOWN
11/17/10 10:50 AM	9680	-5.78	1.998	0.40	5288	41.9	87.3	107.3	1.880	3.73E-03	1.44E-02	7.08E-03	7.32E-03	Decoupled	DOWN
11/17/10 1:37 PM	9681	-5.78	2.313	0.60	11246	63.1	132.0	160.2	2.222	2.69E-03	1.03E-02	5.00E-03	5.28E-03	Decoupled	DOWN
11/17/10 4:29 PM	9682	-5.81	2.340	0.60	10596	60.8	126.8	152.6	2.202	2.73E-03	1.05E-02	5.12E-03	5.36E-03	Decoupled	DOWN
11/18/10 11:39 AM	9683	-5.81	2.320	0.60	10032	58.9	123.4	151.6	2.200	2.74E-03	1.08E-02	5.24E-03	5.52E-03	Decoupled	DOWN
11/19/10 9:58 AM	9684	0.00	3.033	2.00	28660	118.3	240.3	291.5	2.736	1.89E-03	7.36E-03	3.68E-03	3.68E-03	Decoupled	DOWN
11/19/10 9:58 AM	9685	0.00	3.033	2.00	29417	116.7	242.4	293.6	2.736	1.89E-03	7.24E-03	3.52E-03	3.72E-03	Decoupled	DOWN
11/30/10 11:29 AM	9693	0.09	2.502	0.40	15989	81.2	170.1	196.3	2.365	2.41E-03	9.36E-03	4.56E-03	4.80E-03	Decoupled	DOWN
11/30/10 1:03 PM	9694	0.09	2.516	0.40	16014	82.0	170.0	201.5	2.369	2.40E-03	9.36E-03	4.60E-03	4.76E-03	Decoupled	DOWN
11/30/10 2:09 PM	9695	0.13	2.511	0.40	15521	79.6	166.9	192.6	2.350	2.43E-03	9.44E-03	4.56E-03	4.88E-03	Decoupled	DOWN
11/30/10 3:51 PM	9696	0.08	2.522	0.40	16262	82.3	171.4	190.4	2.376	2.39E-03	9.28E-03	4.52E-03	4.76E-03	Decoupled	DOWN
12/1/10 12:07 PM	9697	0.08	2.500	0.40	16354	82.0	172.2	205.9	2.375	2.39E-03	9.24E-03	4.48E-03	4.76E-03	Decoupled	DOWN
12/1/10 12:46 PM	9698	0.11	2.510	0.40	15584	79.9	167.4	204.4	2.364	2.41E-03	9.44E-03	4.60E-03	4.84E-03	Decoupled	DOWN
12/1/10 2:01 PM	9699	0.09	2.513	0.40	15746	80.0	168.2	188.7	2.374	2.39E-03	9.36E-03	4.52E-03	4.84E-03	Decoupled	DOWN
12/1/10 2:53 PM	9700	0.13	2.512	0.40	15449	79.3	166.6	199.0	2.335	2.46E-03	9.48E-03	4.60E-03	4.88E-03	Decoupled	DOWN
12/1/10 3:44 PM	9701	0.13	2.510	0.40	14985	78.3	163.7	199.7	2.323	2.48E-03	9.60E-03	4.68E-03	4.92E-03	Decoupled	DOWN
12/2/10 4:57 PM	9703	0.62	3.108	0.25	30603	113.7	236.5	295.1	2.825	1.80E-03	6.84E-03	3.32E-03	3.52E-03	Decoupled	DOWN
12/14/10 11:30 AM	9705	-5.82	2.638	0.60	16742	79.8	165.4	200.2	2.456	2.26E-03	8.68E-03	4.24E-03	4.44E-03	Decoupled	DOWN

DATE/TIME	RUN	ρ_{exp}	ρ_{shot}	RHU (sec)	P_{max} (MW)	E_{pk} (MJ)	$E_{pk+3\Gamma}$ (MJ)	E_{TOT} (MJ)	ρ_{sys}	τ_0(sec)	Γ (sec)	$(\Gamma/2)_{LE}$ (sec)	$(\Gamma/2)_{TE}$ (sec)	FREC	FREC Rods
12/14/10 4:15 PM	9706	-5.86	2.645	0.60	16487	78.8	163.6	191.8	2.451	2.26E-03	8.72E-03	4.28E-03	4.44E-03	Decoupled	DOWN
12/16/10 10:45 AM	9713	-5.86	1.698	0.25	1875	22.3	46.6	53.6	1.564	5.81E-03	2.16E-02	1.06E-02	1.10E-02	Decoupled	DOWN
12/16/10 12:01 PM	9714	-5.89	1.998	0.40	4930	40.1	84.5	96.9	1.827	3.97E-03	1.49E-02	7.24E-03	7.64E-03	Decoupled	DOWN
12/16/10 3:07 PM	9715	-5.89	2.384	0.25	10971	62.4	130.4	141.4	2.207	2.72E-03	1.04E-02	5.08E-03	5.36E-03	Decoupled	DOWN
1/5/11 4:52 PM	9716	0.04	3.035	0.40	29606	118.5	242.9	294.1	2.891	1.74E-03	7.24E-03	3.60E-03	3.64E-03	Decoupled	DOWN
1/6/11 1:35 PM	9718	-0.01	2.501	0.40	16393	81.8	171.7	201.7	2.402	2.34E-03	9.20E-03	4.48E-03	4.72E-03	Decoupled	DOWN
1/10/11 3:54 PM	9719	-0.01	2.002	0.40	7092	51.2	107.3	125.3	1.961	3.42E-03	1.32E-02	6.44E-03	6.80E-03	Decoupled	DOWN
1/13/11 11:03 AM	9720	-0.03	1.500	0.40	1430	20.9	46.3	54.8	1.421	7.76E-03	2.71E-02	1.29E-02	1.42E-02	Decoupled	DOWN
1/26/11 10:43 AM	9728	-6.05	3.349	0.40	32586	123.4	249.0	286.1	2.966	1.67E-03	6.76E-03	3.40E-03	3.36E-03	Decoupled	DOWN
2/1/11 12:22 PM	9733	0.64	3.121	0.25	31072	114.8	238.7	267.8	2.835	1.79E-03	6.76E-03	3.28E-03	3.48E-03	Decoupled	DOWN
2/1/11 1:46 PM	9734	0.58	3.120	0.25	31342	114.4	239.0	273.9	2.861	1.77E-03	6.72E-03	3.24E-03	3.48E-03	Decoupled	DOWN
2/2/11 12:56 PM	9735	0.62	3.134	0.25	31261	115.7	238.9	265.8	2.851	1.78E-03	6.76E-03	3.32E-03	3.44E-03	Decoupled	DOWN
2/2/11 3:10 PM	9736	0.56	3.119	0.25	31320	114.1	238.9	265.4	2.854	1.77E-03	6.72E-03	3.24E-03	3.48E-03	Decoupled	DOWN
2/9/11 10:14 AM	9744	-5.86	1.702	0.25	2076	24.0	49.9	52.2	1.582	5.63E-03	2.08E-02	1.03E-02	1.06E-02	Decoupled	DOWN
2/9/11 11:44 AM	9745	-5.85	1.702	0.25	1828	22.1	45.8	48.9	1.557	5.88E-03	2.18E-02	1.08E-02	1.10E-02	Decoupled	DOWN
2/9/11 2:23 PM	9746	-5.88	2.080	0.25	6238	44.7	94.8	108.0	1.945	3.48E-03	1.32E-02	6.40E-03	6.84E-03	Decoupled	DOWN
2/10/11 11:07 AM	9748	-6.14	1.239	0.40	52	2.2	3.7	4.2	1.102	2.89E-02	5.99E-02	3.49E-02	2.50E-02	Decoupled	DOWN
2/10/11 12:57 PM	9749	-5.83	1.238	0.40	133	5.6	10.7	13.0	1.108	2.78E-02	6.86E-02	3.61E-02	3.25E-02	Decoupled	DOWN
2/10/11 3:13 PM	9750	-5.81	2.571	0.25	14532	73.2	151.9	163.6	2.380	2.38E-03	9.16E-03	4.48E-03	4.68E-03	Decoupled	DOWN
2/11/11 10:44 AM	9751	-5.84	1.240	0.40	104	4.6	8.3	9.5	1.111	2.70E-02	6.74E-02	3.74E-02	3.00E-02	Decoupled	DOWN
2/11/11 12:56 PM	9752	-5.85	1.254	0.70	159	7.2	19.6	24.1	1.150	2.07E-02	8.29E-02	4.00E-02	4.29E-02	Decoupled	DOWN
2/11/11 3:28 PM	9753	-5.84	1.699	0.25	1934	22.7	47.4	57.2	1.591	5.55E-03	2.13E-02	1.04E-02	1.08E-02	Decoupled	DOWN
2/15/11 10:53 AM	9754	-5.87	1.249	0.70	140	6.5	18.8	23.3	1.136	2.27E-02	8.87E-02	4.06E-02	4.81E-02	Decoupled	DOWN
2/15/11 12:37 PM	9755	-5.88	2.069	0.40	6199	44.8	94.8	103.3	1.942	3.49E-03	1.33E-02	6.44E-03	6.88E-03	Decoupled	DOWN
2/15/11 3:42 PM	9756	-5.83	2.570	0.25	14643	73.0	153.0	166.8	2.373	2.39E-03	9.16E-03	4.44E-03	4.72E-03	Decoupled	DOWN
2/16/11 11:30 AM	9757	-5.78	1.238	0.40	72	3.2	5.7	6.4	1.106	2.82E-02	6.75E-02	3.72E-02	3.03E-02	Decoupled	DOWN
2/16/11 2:55 PM	9758	-0.09	1.189	0.70	149	6.7	19.5	24.5	1.121	2.51E-02	8.82E-02	3.96E-02	4.86E-02	Decoupled	DOWN
2/16/11 3:53 PM	9759	-0.10	2.591	0.40	17926	85.9	180.7	206.2	2.441	2.28E-03	8.88E-03	4.28E-03	4.60E-03	Decoupled	DOWN
2/17/11 11:37 AM	9760	-5.85	2.341	0.60	10135	59.3	124.3	151.9	2.165	2.82E-03	1.07E-02	5.20E-03	5.52E-03	Decoupled	DOWN

DATE/TIME	RUN	ρ_{exp}	ρ_{shot}	RHU (sec)	P_{max} (MW)	E_{pk} (MJ)	$E_{pk+3\Gamma}$ (MJ)	E_{TOT} (MJ)	ρ_{sys}	τ_0(sec)	Γ (sec)	$(\Gamma/2)_{LE}$ (sec)	$(\Gamma/2)_{TE}$ (sec)	FREC	FREC Rods
2/22/11 12:00 PM	9762	-6.02	1.254	0.70	169	7.0	19.9	26.7	1.130	2.35E-02	8.08E-02	3.64E-02	4.44E-02	Decoupled	DOWN
2/22/11 1:43 PM	9763	-6.02	1.700	0.25	1847	22.1	46.2	49.5	1.563	5.81E-03	2.17E-02	1.06E-02	1.11E-02	Decoupled	DOWN
2/22/11 3:47 PM	9764	-6.03	3.370	0.40	35308	123.5	256.8	281.4	2.929	1.70E-03	6.44E-03	3.12E-03	3.32E-03	Decoupled	DOWN
2/23/11 4:06 PM	9767	-6.00	2.349	0.60	10070	58.4	123.7	146.0	2.176	2.79E-03	1.08E-02	5.16E-03	5.60E-03	Decoupled	DOWN
2/24/11 11:09 AM	9768	-6.05	1.254	0.70	163	7.0	19.5	24.1	1.127	2.41E-02	8.16E-02	3.84E-02	4.33E-02	Decoupled	DOWN
2/24/11 2:22 PM	9769	-0.11	1.481	0.40	1319	20.7	44.8	51.2	1.414	7.89E-03	2.85E-02	1.40E-02	1.45E-02	Decoupled	DOWN
2/25/11 11:10 AM	9770	-0.07	1.500	0.40	1916	25.5	53.6	66.1	1.503	6.50E-03	2.37E-02	1.18E-02	1.20E-02	Decoupled	DOWN
2/25/11 12:01 PM	9771	-0.03	1.458	0.40	1778	24.5	52.3	60.1	1.492	6.65E-03	2.51E-02	1.23E-02	1.28E-02	Decoupled	DOWN
2/25/11 2:45 PM	9774	-0.06	1.550	0.40	1530	22.8	47.9	55.1	1.451	7.25E-03	2.64E-02	1.32E-02	1.32E-02	Decoupled	DOWN
2/25/11 3:45 PM	9775	-0.03	1.558	0.40	1718	25.1	51.9	60.0	1.485	6.74E-03	2.58E-02	1.32E-02	1.26E-02	Decoupled	DOWN
3/1/11 12:05 PM	9776	-6.17	3.387	0.40	35830	126.0	259.7	288.2	2.928	1.71E-03	6.40E-03	3.12E-03	3.28E-03	Decoupled	DOWN
3/1/11 4:06 PM	9777	-6.15	3.387	0.40	35628	125.3	259.5	315.4	2.856	1.77E-03	6.44E-03	3.12E-03	3.32E-03	Decoupled	DOWN
3/2/11 10:03 AM	9778	-6.12	1.270	0.75	167	7.2	19.3	25.2	1.144	2.15E-02	7.92E-02	3.86E-02	4.06E-02	Decoupled	DOWN
3/2/11 12:40 PM	9779	-6.14	3.375	0.40	35521	125.2	258.7	299.8	2.936	1.70E-03	6.44E-03	3.16E-03	3.28E-03	Decoupled	DOWN
3/2/11 3:43 PM	9780	-6.11	3.392	0.40	35473	124.4	258.0	285.3	2.933	1.70E-03	6.44E-03	3.12E-03	3.32E-03	Decoupled	DOWN
3/3/11 10:15 AM	9781	-6.15	3.388	0.40	35909	125.5	260.0	291.0	2.932	1.70E-03	6.40E-03	3.12E-03	3.28E-03	Decoupled	DOWN
3/3/11 2:00 PM	9782	-6.15	3.388	0.40	35747	124.6	259.7	329.4	2.924	1.71E-03	6.40E-03	3.08E-03	3.32E-03	Decoupled	DOWN
3/8/11 10:44 AM	9783	-6.15	3.375	0.40	36085	126.0	260.7	297.3	2.950	1.69E-03	6.40E-03	3.12E-03	3.28E-03	Decoupled	DOWN
3/8/11 2:51 PM	9784	-6.12	3.384	0.40	35639	126.1	259.0	343.9	2.949	1.69E-03	6.44E-03	3.16E-03	3.28E-03	Decoupled	DOWN
3/9/11 11:41 AM	9785	-6.18	1.305	0.75	222	8.1	21.4	29.0	1.171	1.84E-02	6.93E-02	3.28E-02	3.65E-02	Decoupled	DOWN
3/9/11 3:06 PM	9786	-6.10	3.392	0.40	35550	124.5	258.4	289.5	2.929	1.70E-03	6.44E-03	3.12E-03	3.32E-03	Decoupled	DOWN
3/10/11 9:57 AM	9787	-6.18	1.315	0.75	257	8.4	22.3	31.8	1.193	1.65E-02	6.36E-02	2.91E-02	3.45E-02	Decoupled	DOWN
3/10/11 2:06 PM	9788	-6.13	3.388	0.40	35837	124.9	259.6	296.1	2.949	1.69E-03	6.44E-03	3.12E-03	3.32E-03	Decoupled	DOWN
3/11/11 10:44 AM	9789	-0.04	1.500	0.40	1857	24.5	52.5	62.6	1.498	6.56E-03	2.39E-02	1.16E-02	1.23E-02	Decoupled	DOWN
3/11/11 11:21 AM	9790	-0.06	1.500	0.40	1746	24.1	51.6	58.5	1.496	6.60E-03	2.51E-02	1.23E-02	1.28E-02	Decoupled	DOWN
3/11/11 11:59 AM	9791	-0.04	1.500	0.40	1861	24.8	54.1	63.4	1.506	6.46E-03	2.48E-02	1.19E-02	1.29E-02	Decoupled	DOWN
3/11/11 12:40 PM	9792	-0.05	1.500	0.40	1787	24.4	52.9	60.0	1.516	6.35E-03	2.52E-02	1.22E-02	1.30E-02	Decoupled	DOWN
3/11/11 1:49 PM	9793	-0.05	1.500	0.40	1822	25.0	53.5	61.0	1.509	6.43E-03	2.50E-02	1.22E-02	1.28E-02	Decoupled	DOWN
3/11/11 2:25 PM	9794	-0.04	1.500	0.40	1855	24.6	53.5	61.5	1.516	6.34E-03	2.46E-02	1.18E-02	1.28E-02	Decoupled	DOWN

DATE/TIME	RUN	ρ_{exp}	ρ_{shot}	RHU (sec)	P_{max} (MW)	E_{pk} (MJ)	$E_{pk+3\Gamma}$ (MJ)	E_{TOT} (MJ)	ρ_{sys}	τ_0(sec)	Γ (sec)	$(\Gamma/2)_{LE}$ (sec)	$(\Gamma/2)_{TE}$ (sec)	FREC	FREC Rods
3/11/11 3:08 PM	9795	-0.05	1.500	0.40	1829	25.0	53.6	60.9	1.498	6.56E-03	2.50E-02	1.22E-02	1.28E-02	Decoupled	DOWN
3/11/11 4:01 PM	9796	-0.01	1.500	0.40	1745	24.1	51.8	59.1	1.488	6.70E-03	2.53E-02	1.23E-02	1.30E-02	Decoupled	DOWN
3/22/11 10:30 AM	9805	0.65	3.119	0.25	30683	113.4	236.6	274.1	2.830	1.80E-03	6.80E-03	3.28E-03	3.52E-03	Decoupled	DOWN
3/22/11 3:37 PM	9806	0.65	3.101	0.25	31026	114.9	237.9	268.8	2.842	1.78E-03	6.80E-03	3.32E-03	3.48E-03	Decoupled	DOWN
3/23/11 10:44 AM	9807	0.65	3.119	0.25	31132	114.8	238.8	291.4	2.836	1.79E-03	6.76E-03	3.28E-03	3.48E-03	Decoupled	DOWN
3/23/11 4:00 PM	9808	0.61	3.129	0.25	30954	115.5	238.4	274.7	2.822	1.80E-03	6.80E-03	3.32E-03	3.48E-03	Decoupled	DOWN
3/24/11 11:52 AM	9809	0.59	3.109	0.25	34223	119.5	248.9	283.9	3.003	1.64E-03	6.44E-03	3.12E-03	3.32E-03	Decoupled	DOWN
3/24/11 1:59 PM	9810	0.61	3.111	0.25	30642	113.9	236.8	269.6	2.825	1.80E-03	6.84E-03	3.32E-03	3.52E-03	Decoupled	DOWN
3/24/11 3:17 PM	9811	0.65	3.125	0.25	32729	117.2	243.6	263.3	2.923	1.71E-03	6.56E-03	3.20E-03	3.36E-03	Decoupled	DOWN
3/25/11 10:54 AM	9812	-5.75	1.230	0.60	448	11.2	27.0	32.7	1.243	1.32E-02	4.68E-02	2.20E-02	2.48E-02	Decoupled	DOWN
3/25/11 11:37 AM	9813	-5.79	2.430	0.40	18631	83.7	175.1	193.8	2.577	2.08E-03	8.28E-03	4.04E-03	4.24E-03	Decoupled	DOWN
3/25/11 12:15 PM	9814	-5.74	1.230	0.60	95	1.3	16.9	19.5	1.249	1.30E-02	1.14E-01	9.76E-03	1.05E-01	Decoupled	DOWN
3/25/11 12:58 PM	9815	-5.76	2.460	0.40	18771	82.8	176.2	200.5	2.585	2.07E-03	8.24E-03	3.92E-03	4.32E-03	Decoupled	DOWN
3/25/11 1:44 PM	9816	-5.73	1.230	0.60	444	11.6	27.0	33.4	1.257	1.25E-02	4.73E-02	2.34E-02	2.39E-02	Decoupled	DOWN
3/25/11 2:20 PM	9817	-5.75	2.430	0.40	18218	83.2	172.9	197.7	2.560	2.11E-03	8.36E-03	4.08E-03	4.28E-03	Decoupled	DOWN
3/25/11 2:55 PM	9818	-5.75	1.230	0.60	348	9.7	24.5	29.8	1.220	1.46E-02	5.32E-02	2.47E-02	2.86E-02	Decoupled	DOWN
3/25/11 3:35 PM	9819	-5.80	2.430	0.40	17925	82.4	171.3	196.3	2.551	2.12E-03	8.40E-03	4.12E-03	4.28E-03	Decoupled	DOWN
3/29/11 11:56 AM	9821	-5.72	1.704	0.25	1896	22.7	46.6	51.2	1.567	5.78E-03	2.14E-02	1.07E-02	1.06E-02	Decoupled	DOWN
3/29/11 2:05 PM	9822	-5.73	2.069	0.25	5831	43.2	91.2	104.7	1.921	3.57E-03	1.36E-02	6.60E-03	7.04E-03	Decoupled	DOWN
3/29/11 3:45 PM	9823	-5.76	2.571	0.25	14410	73.0	151.5	173.2	2.363	2.41E-03	9.24E-03	4.52E-03	4.72E-03	Decoupled	DOWN
3/30/11 10:35 AM	9824	-5.74	1.242	0.40	111	4.7	8.8	9.3	1.106	2.80E-02	6.76E-02	3.69E-02	3.08E-02	Decoupled	DOWN
3/30/11 11:16 AM	9825	-5.76	1.244	0.40	160	6.1	11.6	12.4	1.130	2.37E-02	6.22E-02	3.37E-02	2.86E-02	Decoupled	DOWN
3/30/11 11:52 AM	9826	-5.75	1.243	0.40	146	6.1	11.7	13.7	1.116	2.60E-02	6.82E-02	3.66E-02	3.17E-02	Decoupled	DOWN
3/30/11 12:28 PM	9827	-5.75	1.242	0.40	114	4.8	8.7	9.6	1.110	2.73E-02	6.48E-02	3.63E-02	2.85E-02	Decoupled	DOWN
3/30/11 1:52 PM	9828	-5.75	1.253	0.70	163	6.8	19.3	23.1	1.120	2.53E-02	8.17E-02	3.72E-02	4.45E-02	Decoupled	DOWN
3/30/11 2:30 PM	9829	-5.80	1.255	0.70	197	7.7	21.2	26.6	1.178	1.78E-02	7.56E-02	3.48E-02	4.07E-02	Decoupled	DOWN
3/30/11 3:05 PM	9830	-5.79	1.254	0.70	194	7.6	21.0	26.0	1.151	2.07E-02	7.61E-02	3.48E-02	4.13E-02	Decoupled	DOWN
3/30/11 3:40 PM	9831	-5.79	1.254	0.70	195	7.9	21.0	26.5	1.144	2.16E-02	7.58E-02	3.62E-02	3.95E-02	Decoupled	DOWN
3/30/11 4:19 PM	9832	-5.79	1.252	0.70	206	7.5	20.6	26.2	1.159	1.97E-02	7.14E-02	3.23E-02	3.92E-02	Decoupled	DOWN

DATE/TIME	RUN	ρ_{exp}	ρ_{shot}	RHU (sec)	P_{max} (MW)	E_{pk} (MJ)	$E_{pk+3\Gamma}$ (MJ)	E_{TOT} (MJ)	ρ_{sys}	τ_0(sec)	Γ (sec)	$(\Gamma/2)_{LE}$ (sec)	$(\Gamma/2)_{TE}$ (sec)	FREC	FREC Rods
3/31/11 10:28 AM	9833	-5.74	1.242	0.40	130	5.4	10.2	10.8	1.125	2.45E-02	6.76E-02	3.60E-02	3.17E-02	Decoupled	DOWN
3/31/11 12:02 PM	9834	-5.74	1.255	0.70	164	6.8	19.3	23.3	1.149	2.09E-02	8.14E-02	3.70E-02	4.44E-02	Decoupled	DOWN
3/31/11 3:11 PM	9835	-5.75	1.704	0.25	1861	22.3	46.2	50.6	1.573	5.72E-03	2.15E-02	1.07E-02	1.08E-02	Decoupled	DOWN
4/6/11 12:22 PM	9841	-5.74	1.704	0.25	1848	22.3	46.3	50.7	1.577	5.67E-03	2.18E-02	1.08E-02	1.10E-02	Decoupled	DOWN
4/6/11 2:03 PM	9842	-5.78	2.059	0.25	5664	42.6	89.7	96.2	1.918	3.57E-03	1.38E-02	6.68E-03	7.08E-03	Decoupled	DOWN
4/6/11 4:16 PM	9843	-5.78	1.265	0.70	158	6.9	19.2	24.0	1.141	2.20E-02	8.29E-02	3.82E-02	4.46E-02	Decoupled	DOWN
4/7/11 10:32 AM	9844	-5.77	1.703	0.25	2018	23.3	49.0	51.4	1.581	5.63E-03	2.11E-02	1.02E-02	1.08E-02	Decoupled	DOWN
4/7/11 11:57 AM	9845	-5.77	2.080	0.25	6250	45.0	94.7	101.9	1.951	3.45E-03	1.32E-02	6.44E-03	6.80E-03	Decoupled	DOWN
4/7/11 2:42 PM	9846	-5.78	1.251	0.70	144	6.3	18.4	21.1	1.138	2.24E-02	8.60E-02	3.85E-02	4.75E-02	Decoupled	DOWN
4/8/11 9:58 AM	9847	-5.75	1.696	0.25	1536	18.9	39.5	47.3	1.534	6.12E-03	2.24E-02	1.10E-02	1.14E-02	Decoupled	DOWN
4/8/11 11:39 AM	9848	-5.76	1.719	0.25	2053	23.6	48.9	52.2	1.597	5.48E-03	2.07E-02	1.02E-02	1.05E-02	Decoupled	DOWN
4/8/11 3:26 PM	9849	-5.79	2.760	0.25	6024	44.1	92.9	100.1	1.925	3.55E-03	1.34E-02	6.52E-03	6.92E-03	Decoupled	DOWN
4/12/11 11:29 AM	9850	-5.75	1.504	0.60	1009	16.9	37.2	48.4	1.410	7.97E-03	3.05E-02	1.49E-02	1.56E-02	Decoupled	DOWN
4/12/11 2:05 PM	9851	-5.73	1.510	0.60	977	16.7	36.8	47.5	1.406	8.03E-03	3.11E-02	1.52E-02	1.59E-02	Decoupled	DOWN
4/12/11 3:58 PM	9852	-5.76	1.997	0.40	5099	40.4	85.8	99.7	1.897	3.66E-03	1.46E-02	7.08E-03	7.56E-03	Decoupled	DOWN
4/13/11 10:30 AM	9853	-5.73	1.510	0.60	1061	17.1	38.2	51.6	1.420	7.78E-03	2.98E-02	1.43E-02	1.55E-02	Decoupled	DOWN
4/13/11 12:04 PM	9854	-5.74	1.511	0.60	1024	17.1	37.4	49.5	1.399	8.18E-03	3.02E-02	1.48E-02	1.54E-02	Decoupled	DOWN
4/13/11 3:17 PM	9855	-5.74	2.999	0.40	25019	100.4	207.3	241.7	2.713	1.92E-03	7.32E-03	3.60E-03	3.72E-03	Decoupled	DOWN
4/14/11 10:40 AM	9856	-5.74	2.341	0.60	10322	59.3	125.8	148.1	2.184	2.78E-03	1.07E-02	5.12E-03	5.56E-03	Decoupled	DOWN
4/14/11 2:33 PM	9857	-5.75	1.256	0.70	128	6.0	18.2	21.1	1.121	2.51E-02	9.29E-02	4.14E-02	5.15E-02	Decoupled	DOWN
4/14/11 4:00 PM	9858	-5.75	2.638	0.60	16078	77.4	160.9	206.6	2.433	2.29E-03	8.80E-03	4.32E-03	4.48E-03	Decoupled	DOWN
4/19/11 2:54 PM	9864	-5.75	1.401	0.25	24	0.6	1.1	1.1	1.179	1.77E-02	4.16E-02	2.13E-02	2.03E-02	Decoupled	DOWN
4/19/11 3:21 PM	9865	-5.76	1.500	0.25	310	6.3	11.9	12.6	1.393	8.30E-03	3.44E-02	1.85E-02	1.59E-02	Decoupled	DOWN
4/19/11 3:50 PM	9866	-5.77	1.569	0.25	802	12.5	25.8	27.1	1.429	7.61E-03	2.83E-02	1.38E-02	1.45E-02	Decoupled	DOWN
4/20/11 10:30 AM	9868	-5.77	1.704	0.25	1863	22.2	46.4	49.7	1.565	5.80E-03	2.16E-02	1.06E-02	1.10E-02	Decoupled	DOWN
4/20/11 12:10 PM	9869	-5.76	2.060	0.25	5839	43.1	90.9	100.4	1.975	3.37E-03	1.36E-02	6.60E-03	7.00E-03	Decoupled	DOWN
4/20/11 2:41 PM	9870	-5.80	2.470	0.25	12626	67.0	140.3	153.6	2.307	2.51E-03	9.72E-03	4.72E-03	5.00E-03	Decoupled	DOWN
4/28/11 10:04 AM	9871	0.00	3.044	2.00	28648	119.6	240.5	329.3	2.727	1.90E-03	7.40E-03	3.76E-03	3.64E-03	Decoupled	DOWN
4/28/11 11:04 AM	9873	0.05	3.048	2.00	28939	119.0	240.6	333.0	2.807	1.82E-03	7.32E-03	3.68E-03	3.64E-03	Decoupled	DOWN

DATE/TIME	RUN	ρ_{exp}	ρ_{shot}	RHU (sec)	P_{max} (MW)	E_{pk} (MJ)	$E_{pk+3\Gamma}$ (MJ)	E_{TOT} (MJ)	ρ_{sys}	τ_0(sec)	Γ (sec)	$(\Gamma/2)_{LE}$ (sec)	$(\Gamma/2)_{TE}$ (sec)	FREC	FREC Rods
4/28/11 2:03 PM	9874	-0.02	3.042	2.00	29714	118.4	244.7	301.6	2.804	1.82E-03	7.24E-03	3.56E-03	3.68E-03	Decoupled	DOWN
4/28/11 3:05 PM	9875	0.05	3.058	2.00	28770	119.5	239.6	337.2	2.788	1.84E-03	7.32E-03	3.72E-03	3.60E-03	Decoupled	DOWN
5/3/11 3:46 PM	9877	0.74	3.109	0.25	33041	117.8	244.1	308.8	2.952	1.68E-03	6.56E-03	3.20E-03	3.36E-03	Decoupled	DOWN
5/4/11 1:16 PM	9878	0.66	3.238	0.25	33599	120.7	250.3	275.2	2.881	1.75E-03	6.56E-03	3.20E-03	3.36E-03	Decoupled	DOWN
5/4/11 3:48 PM	9879	0.64	3.261	0.25	34351	121.7	253.3	283.7	2.901	1.73E-03	6.52E-03	3.16E-03	3.36E-03	Decoupled	DOWN
5/5/11 11:15 AM	9880	0.61	3.247	0.25	34550	122.1	254.8	327.5	2.854	1.77E-03	6.52E-03	3.16E-03	3.36E-03	Decoupled	DOWN
5/5/11 4:18 PM	9881	0.58	3.256	0.25	38197	128.4	265.8	306.1	3.088	1.57E-03	6.16E-03	3.00E-03	3.16E-03	Decoupled	DOWN
5/17/11 10:55 AM	9883	-5.78	1.240	0.40	61	2.7	4.8	6.1	1.107	2.78E-02	6.56E-02	3.66E-02	2.91E-02	Decoupled	DOWN
5/17/11 12:23 PM	9884	-5.78	1.252	0.70	129	6.0	18.3	21.2	1.102	2.91E-02	9.36E-02	4.09E-02	5.27E-02	Decoupled	DOWN
5/17/11 3:03 PM	9885	-5.80	1.702	0.25	1844	21.8	45.4	51.3	1.561	5.83E-03	2.14E-02	1.05E-02	1.09E-02	Decoupled	DOWN
5/18/11 10:02 AM	9886	-5.72	1.242	0.40	100	4.4	8.0	8.6	1.101	2.92E-02	6.89E-02	3.77E-02	3.12E-02	Decoupled	DOWN
5/18/11 12:28 PM	9887	-5.71	2.071	0.25	5760	42.9	90.3	104.5	1.912	3.60E-03	1.37E-02	6.64E-03	7.04E-03	Decoupled	DOWN
5/18/11 2:30 PM	9888	-5.76	2.570	0.25	14518	72.7	152.8	171.7	2.359	2.42E-03	9.24E-03	4.48E-03	4.76E-03	Decoupled	DOWN
5/19/11 9:51 AM	9889	-5.77	1.262	0.70	163	6.9	19.4	24.1	1.124	2.45E-02	8.10E-02	3.75E-02	4.35E-02	Decoupled	DOWN
5/19/11 1:08 PM	9890	-5.77	1.704	0.25	1897	22.3	46.6	51.0	1.566	5.79E-03	2.14E-02	1.05E-02	1.09E-02	Decoupled	DOWN
6/8/11 12:18 PM	9892	-5.77	1.698	0.25	1809	21.4	45.0	47.4	1.572	5.72E-03	2.16E-02	1.05E-02	1.11E-02	Decoupled	DOWN
6/8/11 2:10 PM	9893	-5.76	1.705	0.25	1852	22.0	45.9	50.0	1.594	5.52E-03	2.15E-02	1.06E-02	1.09E-02	Decoupled	DOWN
6/8/11 4:23 PM	9894	-5.78	1.711	0.25	1847	21.9	45.6	50.2	1.564	5.80E-03	2.15E-02	1.06E-02	1.09E-02	Decoupled	DOWN
6/9/11 11:01 AM	9895	-5.79	1.704	0.25	1877	22.4	46.1	50.6	1.576	5.69E-03	2.14E-02	1.06E-02	1.07E-02	Decoupled	DOWN
6/10/11 11:01 AM	9897	-5.79	2.069	0.25	5886	43.7	91.6	99.5	1.931	3.53E-03	1.36E-02	6.60E-03	6.96E-03	Decoupled	DOWN
6/10/11 12:24 PM	9898	-5.80	2.076	0.25	5995	43.9	91.9	99.6	1.949	3.46E-03	1.34E-02	6.52E-03	6.88E-03	Decoupled	DOWN
6/10/11 1:54 PM	9899	-5.78	2.080	0.25	5951	43.8	91.4	100.6	1.967	3.39E-03	1.34E-02	6.56E-03	6.84E-03	Decoupled	DOWN
6/10/11 3:26 PM	9900	-5.80	2.082	0.25	5858	43.1	90.5	97.1	1.939	3.50E-03	1.35E-02	6.56E-03	6.92E-03	Decoupled	DOWN
6/14/11 10:46 AM	9901	0.63	3.119	0.25	30562	113.3	236.4	304.8	2.826	1.80E-03	6.80E-03	3.28E-03	3.52E-03	Decoupled	DOWN
6/14/11 2:36 PM	9902	0.64	3.247	0.25	34357	121.8	253.4	286.2	2.886	1.74E-03	6.52E-03	3.16E-03	3.36E-03	Decoupled	DOWN
6/15/11 10:21 AM	9903	0.02	3.119	0.25	31493	120.6	252.6	279.1	2.771	1.86E-03	7.04E-03	3.40E-03	3.64E-03	Decoupled	DOWN
6/15/11 11:00 AM	9904	0.04	3.119	0.25	30622	118.9	247.6	271.7	2.771	1.86E-03	7.16E-03	3.48E-03	3.68E-03	Decoupled	DOWN
6/15/11 11:27 AM	9905	0.03	3.116	0.25	30138	117.3	245.0	271.4	2.753	1.88E-03	7.16E-03	3.48E-03	3.68E-03	Decoupled	DOWN
6/15/11 1:24 PM	9906	0.00	3.116	0.25	31441	119.7	252.3	327.8	2.775	1.85E-03	7.08E-03	3.40E-03	3.68E-03	Decoupled	DOWN

DATE/TIME	RUN	ρ_{exp}	ρ_{shot}	RHU (sec)	P_{max} (MW)	E_{pk} (MJ)	$E_{pk+3\Gamma}$ (MJ)	E_{TOT} (MJ)	ρ_{sys}	τ_0(sec)	Γ (sec)	$(\Gamma/2)_{LE}$ (sec)	$(\Gamma/2)_{TE}$ (sec)	FREC	FREC Rods
6/15/11 1:59 PM	9907	0.11	3.117	0.25	29720	116.8	242.9	325.6	2.753	1.88E-03	7.24E-03	3.52E-03	3.72E-03	Decoupled	DOWN
6/15/11 2:25 PM	9908	0.10	3.112	0.25	28797	112.8	238.2	267.3	2.754	1.87E-03	7.28E-03	3.48E-03	3.80E-03	Decoupled	DOWN
6/15/11 3:22 PM	9909	0.06	3.119	0.25	29912	116.4	244.0	282.6	2.744	1.88E-03	7.20E-03	3.48E-03	3.72E-03	Decoupled	DOWN
6/15/11 3:56 PM	9910	0.12	3.118	0.25	28857	113.6	238.3	265.6	2.760	1.87E-03	7.28E-03	3.52E-03	3.76E-03	Decoupled	DOWN
6/16/11 10:46 AM	9911	0.01	3.116	0.25	31399	119.9	251.5	295.1	2.764	1.86E-03	7.08E-03	3.40E-03	3.68E-03	Decoupled	DOWN
6/16/11 11:14 AM	9912	0.01	3.116	0.25	30243	117.6	246.0	284.6	2.737	1.89E-03	7.20E-03	3.48E-03	3.72E-03	Decoupled	DOWN
6/16/11 12:27 PM	9913	0.66	3.121	0.25	30365	113.2	234.4	259.9	2.811	1.82E-03	6.80E-03	3.32E-03	3.48E-03	Decoupled	DOWN
6/16/11 2:21 PM	9914	0.64	3.246	0.25	33875	121.8	250.9	304.2	2.896	1.73E-03	6.52E-03	3.20E-03	3.32E-03	Decoupled	DOWN
6/23/11 9:53 AM	9915	0.00	3.003	2.00	28619	113.4	238.3	415.8	2.700	1.93E-03	7.32E-03	3.52E-03	3.80E-03	Decoupled	DOWN
7/1/11 10:38 AM	9923	0.68	3.100	0.25	29935	112.0	233.3	264.7	2.821	1.81E-03	6.88E-03	3.32E-03	3.56E-03	Decoupled	DOWN
7/1/11 11:13 AM	9924	0.72	3.265	0.25	33962	119.9	250.2	296.6	2.917	1.71E-03	6.52E-03	3.16E-03	3.36E-03	Decoupled	DOWN
7/6/11 12:04 PM	9925	-5.79	1.243	0.40	69	3.2	5.5	6.6	1.091	3.17E-02	6.72E-02	3.78E-02	2.94E-02	Decoupled	DOWN
7/6/11 12:45 PM	9926	-5.80	1.306	0.75	264	8.6	22.7	31.5	1.205	1.56E-02	6.34E-02	2.91E-02	3.43E-02	Decoupled	DOWN
7/6/11 1:15 PM	9927	-5.85	1.705	0.25	1963	23.1	48.1	52.1	1.577	5.67E-03	2.12E-02	1.05E-02	1.08E-02	Decoupled	DOWN
7/6/11 5:02 PM	9928	-5.82	1.250	0.40	137	5.0	9.8	10.7	1.162	1.94E-02	6.16E-02	3.20E-02	2.95E-02	Decoupled	DOWN
7/7/11 9:49 AM	9929	-5.78	1.306	0.75	265	8.5	22.5	30.7	1.175	1.80E-02	6.23E-02	2.86E-02	3.38E-02	Decoupled	DOWN
7/7/11 10:20 AM	9930	-5.81	1.705	0.25	1849	22.3	46.2	50.3	1.551	5.94E-03	2.17E-02	1.08E-02	1.10E-02	Decoupled	DOWN
7/7/11 2:50 PM	9931	-5.80	1.250	0.40	136	5.7	10.5	11.8	1.129	2.38E-02	6.64E-02	3.64E-02	3.00E-02	Decoupled	DOWN
7/7/11 3:15 PM	9932	-5.81	1.307	0.75	298	9.3	23.3	31.7	1.194	1.64E-02	5.84E-02	2.77E-02	3.08E-02	Decoupled	DOWN
7/7/11 3:39 PM	9933	-5.83	1.706	0.25	1864	21.8	46.5	49.4	1.552	5.93E-03	2.16E-02	1.04E-02	1.12E-02	Decoupled	DOWN
7/12/11 11:14 AM	9934	-5.80	1.239	0.40	86	3.2	5.8	6.4	1.134	2.31E-02	5.76E-02	3.12E-02	2.64E-02	Decoupled	DOWN
7/12/11 12:34 PM	9935	-5.77	1.277	0.70	198	7.7	20.3	26.8	1.157	2.00E-02	7.25E-02	3.46E-02	3.79E-02	Decoupled	DOWN
7/12/11 3:19 PM	9936	-5.78	1.704	0.25	1795	21.1	44.9	50.5	1.586	5.59E-03	2.17E-02	1.05E-02	1.12E-02	Decoupled	DOWN
7/13/11 11:11 AM	9937	-5.77	1.250	0.40	136	5.4	10.2	11.2	1.126	2.42E-02	6.36E-02	3.41E-02	2.95E-02	Decoupled	DOWN
7/13/11 12:42 PM	9938	-5.77	1.275	0.70	171	6.8	19.6	24.8	1.126	2.42E-02	7.92E-02	3.52E-02	4.40E-02	Decoupled	DOWN
7/13/11 3:07 PM	9939	-5.79	1.705	0.25	1774	21.0	44.4	48.8	1.563	5.82E-03	2.17E-02	1.05E-02	1.12E-02	Decoupled	DOWN
7/14/11 9:49 AM	9940	-5.79	1.250	0.40	95	3.6	6.6	8.0	1.119	2.56E-02	5.97E-02	3.25E-02	2.72E-02	Decoupled	DOWN
7/14/11 11:14 AM	9941	-5.79	1.277	0.70	214	7.8	20.8	26.8	1.158	1.99E-02	6.96E-02	3.28E-02	3.69E-02	Decoupled	DOWN
7/14/11 2:11 PM	9942	-5.78	1.706	0.25	1898	22.4	46.5	50.0	1.566	5.79E-03	2.13E-02	1.05E-02	1.08E-02	Decoupled	DOWN

DATE/TIME	RUN	ρ_{exp}	ρ_{shot}	RHU (sec)	P_{max} (MW)	E_{pk} (MJ)	$E_{pk+3\Gamma}$ (MJ)	E_{TOT} (MJ)	ρ_{sys}	τ_0(sec)	Γ (sec)	$(\Gamma/2)_{LE}$ (sec)	$(\Gamma/2)_{TE}$ (sec)	FREC	FREC Rods
7/19/11 10:15 AM	9943	-5.78	1.251	0.40	114	4.6	8.3	9.2	1.121	2.51E-02	6.19E-02	3.48E-02	2.71E-02	Decoupled	DOWN
7/19/11 11:51 AM	9944	-5.79	1.275	0.75	212	7.8	20.8	26.5	1.159	1.98E-02	7.03E-02	3.29E-02	3.74E-02	Decoupled	DOWN
7/19/11 3:05 PM	9945	-5.79	1.706	0.25	1875	22.2	45.9	47.8	1.564	5.81E-03	2.13E-02	1.06E-02	1.08E-02	Decoupled	DOWN
7/20/11 10:20 AM	9946	-5.77	2.087	0.25	6070	44.5	92.9	100.2	1.954	3.44E-03	1.33E-02	6.52E-03	6.80E-03	Decoupled	DOWN
7/20/11 11:51 AM	9947	-5.79	2.092	0.25	5992	43.6	91.7	101.0	1.946	3.47E-03	1.34E-02	6.48E-03	6.88E-03	Decoupled	DOWN
7/20/11 2:39 PM	9948	-5.81	2.525	0.25	13429	69.5	145.0	158.6	2.362	2.41E-03	9.48E-03	4.64E-03	4.84E-03	Decoupled	DOWN
7/27/11 2:13 PM	9955	0.63	3.104	0.25	30522	113.3	234.8	324.5	2.811	1.82E-03	6.80E-03	3.32E-03	3.48E-03	Decoupled	DOWN
7/27/11 2:49 PM	9956	0.68	3.243	0.25	33906	120.2	250.0	294.3	2.897	1.73E-03	6.52E-03	3.16E-03	3.36E-03	Decoupled	DOWN
7/28/11 3:07 PM	9958	0.66	3.108	0.25	30404	112.4	235.0	262.0	2.824	1.80E-03	6.80E-03	3.28E-03	3.52E-03	Decoupled	DOWN
7/28/11 3:52 PM	9959	0.65	3.273	0.25	34060	121.9	253.4	287.6	2.897	1.73E-03	6.56E-03	3.20E-03	3.36E-03	Decoupled	DOWN
8/2/11 2:36 PM	9960	0.65	3.107	0.25	30321	112.3	234.6	263.7	2.823	1.80E-03	6.84E-03	3.32E-03	3.52E-03	Decoupled	DOWN
8/2/11 3:22 PM	9961	0.67	3.274	0.25	33965	121.3	252.3	320.3	2.913	1.72E-03	6.56E-03	3.20E-03	3.36E-03	Decoupled	DOWN
8/3/11 1:44 PM	9962	0.68	3.108	0.25	30428	114.0	235.1	265.6	2.824	1.80E-03	6.84E-03	3.36E-03	3.48E-03	Decoupled	DOWN
8/3/11 3:08 PM	9963	0.69	3.266	0.25	34306	121.3	253.5	278.8	2.909	1.72E-03	6.52E-03	3.16E-03	3.36E-03	Decoupled	DOWN
8/4/11 12:16 PM	9964	0.65	3.108	0.25	30766	113.4	236.6	259.9	2.832	1.79E-03	6.80E-03	3.28E-03	3.52E-03	Decoupled	DOWN
8/4/11 2:22 PM	9965	0.69	3.254	0.25	34254	121.0	253.5	298.8	2.910	1.72E-03	6.52E-03	3.16E-03	3.36E-03	Decoupled	DOWN
8/9/11 11:39 AM	9966	0.76	3.108	0.25	29634	111.7	232.0	255.1	2.808	1.82E-03	6.92E-03	3.36E-03	3.56E-03	Decoupled	DOWN
8/9/11 1:39 PM	9967	0.71	3.255	0.25	34381	122.7	254.6	270.2	2.886	1.74E-03	6.48E-03	3.16E-03	3.32E-03	Decoupled	DOWN
8/10/11 11:21 AM	9968	0.69	3.108	0.25	30738	113.5	236.3	279.2	2.831	1.80E-03	6.76E-03	3.28E-03	3.48E-03	Decoupled	DOWN
8/10/11 1:21 PM	9969	0.69	3.260	0.25	34442	122.8	254.3	292.8	2.909	1.72E-03	6.52E-03	3.20E-03	3.32E-03	Decoupled	DOWN
8/11/11 10:52 AM	9970	0.69	3.109	0.25	30936	113.6	237.1	278.2	2.857	1.77E-03	6.76E-03	3.28E-03	3.48E-03	Decoupled	DOWN
8/11/11 12:54 PM	9971	0.72	3.258	0.25	33871	121.1	252.2	307.5	2.893	1.74E-03	6.56E-03	3.20E-03	3.36E-03	Decoupled	DOWN
8/16/11 11:05 AM	9972	0.70	3.112	0.25	30568	113.9	235.8	262.8	2.820	1.81E-03	6.80E-03	3.32E-03	3.48E-03	Decoupled	DOWN
8/16/11 1:05 PM	9973	0.68	3.255	0.25	34517	122.5	254.8	286.0	2.917	1.71E-03	6.48E-03	3.16E-03	3.32E-03	Decoupled	DOWN
8/17/11 10:20 AM	9974	0.69	3.111	0.25	30774	113.0	236.6	263.9	2.825	1.80E-03	6.80E-03	3.28E-03	3.52E-03	Decoupled	DOWN
8/17/11 12:20 PM	9975	0.69	3.274	0.25	34439	123.0	254.8	296.5	2.912	1.72E-03	6.52E-03	3.20E-03	3.32E-03	Decoupled	DOWN
8/18/11 10:40 AM	9976	0.73	3.110	0.25	30633	113.7	235.6	292.5	2.829	1.80E-03	6.80E-03	3.32E-03	3.48E-03	Decoupled	DOWN
8/18/11 12:40 PM	9977	0.70	3.257	0.25	34016	120.7	252.6	286.9	2.903	1.73E-03	6.52E-03	3.16E-03	3.36E-03	Decoupled	DOWN
8/24/11 3:46 PM	9982	0.00	3.217	10.00	31563	120.5	251.3	366.7	2.779	1.85E-03	7.00E-03	3.40E-03	3.60E-03	Decoupled	DOWN

DATE/TIME	RUN	ρ_{exp}	ρ_{shot}	RHU (sec)	P_{max} (MW)	E_{pk} (MJ)	$E_{pk+3\Gamma}$ (MJ)	E_{TOT} (MJ)	ρ_{sys}	τ_0(sec)	Γ (sec)	$(\Gamma/2)_{LE}$ (sec)	$(\Gamma/2)_{TE}$ (sec)	FREC	FREC Rods
9/7/11 10:33 AM	9998	0.10	3.192	4.00	33403	124.9	261.0	353.8	2.822	1.80E-03	6.88E-03	3.32E-03	3.56E-03	Decoupled	DOWN
9/7/11 11:23 AM	9999	0.00	3.216	4.00	33013	124.6	257.8	322.3	2.799	1.83E-03	6.88E-03	3.36E-03	3.52E-03	Decoupled	DOWN
9/8/11 1:06 PM	10000	0.00	3.205	10.00	33319	124.3	260.2	338.8	2.822	1.80E-03	6.88E-03	3.32E-03	3.56E-03	Decoupled	DOWN
9/14/11 12:32 PM	10010	-5.74	1.719	0.25	2266	24.7	51.8	57.0	1.611	5.36E-03	1.99E-02	9.72E-03	1.02E-02	Decoupled	DOWN
9/14/11 2:09 PM	10011	-5.71	2.071	0.25	5361	40.7	86.0	102.2	1.890	3.69E-03	1.40E-02	6.76E-03	7.24E-03	Decoupled	DOWN
9/14/11 4:06 PM	10012	-5.75	2.470	0.25	12348	66.3	137.7	155.4	2.275	2.58E-03	9.80E-03	4.80E-03	5.00E-03	Decoupled	DOWN
9/15/11 10:03 AM	10013	-5.73	1.702	0.25	1961	22.6	47.2	52.6	1.568	5.76E-03	2.10E-02	1.03E-02	1.07E-02	Decoupled	DOWN
9/15/11 11:15 AM	10014	-5.69	2.070	0.25	5710	43.0	89.2	100.2	1.912	3.60E-03	1.36E-02	6.72E-03	6.92E-03	Decoupled	DOWN
9/15/11 2:19 PM	10015	-5.73	2.451	0.25	12026	65.0	135.7	156.2	2.268	2.59E-03	9.92E-03	4.84E-03	5.08E-03	Decoupled	DOWN
9/20/11 12:00 PM	10016	-5.70	1.700	0.25	1739	21.0	43.3	49.0	1.555	5.90E-03	2.17E-02	1.08E-02	1.09E-02	Decoupled	DOWN
9/20/11 1:41 PM	10017	-5.71	2.072	0.25	5814	43.4	90.0	100.3	1.934	3.51E-03	1.35E-02	6.68E-03	6.84E-03	Decoupled	DOWN
9/20/11 3:30 PM	10018	-5.72	2.458	0.25	12059	64.5	135.8	149.6	2.274	2.58E-03	9.88E-03	4.76E-03	5.12E-03	Decoupled	DOWN
9/21/11 10:39 AM	10019	-5.69	1.701	0.25	1664	20.0	42.1	45.4	1.555	5.90E-03	2.20E-02	1.07E-02	1.14E-02	Decoupled	DOWN
9/21/11 11:57 AM	10020	-5.71	2.072	0.25	6021	44.0	92.0	100.9	1.938	3.50E-03	1.33E-02	6.52E-03	6.80E-03	Decoupled	DOWN
9/21/11 2:38 PM	10021	-5.72	2.461	0.25	12105	64.7	136.1	149.8	2.290	2.55E-03	9.84E-03	4.76E-03	5.08E-03	Decoupled	DOWN
9/22/11 10:20 AM	10022	-5.73	1.708	0.25	1749	20.9	43.8	48.7	1.564	5.81E-03	2.18E-02	1.07E-02	1.11E-02	Decoupled	DOWN
9/22/11 11:36 AM	10023	-5.76	1.713	0.25	1805	21.5	44.5	49.4	1.571	5.73E-03	2.15E-02	1.06E-02	1.08E-02	Decoupled	DOWN
9/22/11 2:27 PM	10024	-5.77	2.082	0.25	5857	43.3	90.3	99.7	1.924	3.55E-03	1.34E-02	6.60E-03	6.84E-03	Decoupled	DOWN
9/27/11 2:31 PM	10025	-5.70	1.253	0.40	127	4.8	8.7	10.0	1.134	2.31E-02	5.89E-02	3.26E-02	2.62E-02	Decoupled	DOWN
9/27/11 3:17 PM	10026	-5.70	1.275	0.70	212	7.8	20.3	26.7	1.150	2.08E-02	6.82E-02	3.29E-02	3.53E-02	Decoupled	DOWN
9/27/11 3:50 PM	10027	-5.70	1.710	0.25	1657	20.3	42.0	47.0	1.536	6.11E-03	2.21E-02	1.09E-02	1.12E-02	Decoupled	DOWN
9/28/11 11:23 AM	10028	-5.69	1.254	0.40	116	4.3	8.2	8.5	1.133	2.31E-02	6.08E-02	3.22E-02	2.86E-02	Decoupled	DOWN
9/28/11 11:58 AM	10029	-5.69	1.273	0.70	190	7.9	20.2	24.9	1.167	1.88E-02	7.41E-02	3.74E-02	3.67E-02	Decoupled	DOWN
9/28/11 12:26 PM	10030	-5.71	1.720	0.25	1702	20.8	42.8	47.2	1.546	5.99E-03	2.19E-02	1.09E-02	1.10E-02	Decoupled	DOWN
9/29/11 11:09 AM	10033	0.16	1.240	0.70	232	8.7	22.5	29.9	1.143	2.17E-02	7.04E-02	3.33E-02	3.71E-02	Decoupled	DOWN
9/29/11 11:46 AM	10034	0.16	2.007	0.40	6358	48.1	101.7	123.7	1.917	3.58E-03	1.40E-02	6.76E-03	7.20E-03	Decoupled	DOWN
9/29/11 1:50 PM	10035	0.16	3.199	0.25	33101	123.7	257.4	292.7	2.824	1.80E-03	6.84E-03	3.32E-03	3.52E-03	Decoupled	DOWN
9/29/11 2:46 PM	10036	0.19	3.196	0.25	32558	122.8	254.9	295.3	2.809	1.82E-03	6.92E-03	3.36E-03	3.56E-03	Decoupled	DOWN
9/29/11 3:27 PM	10037	0.24	3.222	2.00	32068	120.8	252.7	353.6	2.801	1.83E-03	6.96E-03	3.36E-03	3.60E-03	Decoupled	DOWN

DATE/TIME	RUN	ρ_{exp}	ρ_{shot}	RHU (sec)	P_{max} (MW)	E_{pk} (MJ)	$E_{pk+3\Gamma}$ (MJ)	E_{TOT} (MJ)	ρ_{sys}	τ_0(sec)	Γ (sec)	$(\Gamma/2)_{LE}$ (sec)	$(\Gamma/2)_{TE}$ (sec)	FREC	FREC Rods
10/5/11 3:16 PM	10039	-0.15	3.199	0.25	33550	125.7	261.5	312.2	2.822	1.80E-03	6.84E-03	3.32E-03	3.52E-03	Decoupled	DOWN
10/6/11 10:25 AM	10040	-0.17	3.205	0.25	33917	125.1	261.6	288.9	2.836	1.79E-03	6.80E-03	3.28E-03	3.52E-03	Decoupled	DOWN
10/6/11 11:16 AM	10041	-0.06	3.237	0.25	32954	122.7	257.4	288.6	2.823	1.80E-03	6.88E-03	3.32E-03	3.56E-03	Decoupled	DOWN
10/6/11 2:13 PM	10042	-0.09	3.213	0.25	33583	124.9	260.3	288.8	2.837	1.79E-03	6.84E-03	3.32E-03	3.52E-03	Decoupled	DOWN
10/6/11 3:38 PM	10043	-0.10	3.208	0.25	33326	124.4	259.3	284.8	2.825	1.80E-03	6.84E-03	3.32E-03	3.52E-03	Decoupled	DOWN
10/6/11 4:17 PM	10044	-0.01	3.232	0.25	32228	122.6	253.8	277.0	2.801	1.83E-03	6.96E-03	3.40E-03	3.56E-03	Decoupled	DOWN
10/7/11 9:52 AM	10045	-0.07	3.188	0.25	33054	123.7	258.4	287.7	2.828	1.80E-03	6.92E-03	3.36E-03	3.56E-03	Decoupled	DOWN
10/7/11 10:29 AM	10046	-0.05	3.210	0.25	31993	120.4	252.6	281.3	2.815	1.81E-03	6.96E-03	3.36E-03	3.60E-03	Decoupled	DOWN
10/7/11 10:57 AM	10047	-0.04	3.208	0.25	31341	119.3	249.5	281.5	2.791	1.84E-03	7.04E-03	3.40E-03	3.64E-03	Decoupled	DOWN
10/7/11 11:26 AM	10048	-0.03	3.222	0.25	31092	119.0	248.6	271.3	2.779	1.85E-03	7.04E-03	3.40E-03	3.64E-03	Decoupled	DOWN
10/7/11 12:03 PM	10049	-0.03	3.205	0.25	30952	118.3	247.4	271.4	2.787	1.84E-03	7.04E-03	3.40E-03	3.64E-03	Decoupled	DOWN
10/7/11 2:24 PM	10050	-0.09	3.238	0.25	33072	123.4	258.1	286.6	2.845	1.78E-03	6.88E-03	3.32E-03	3.56E-03	Decoupled	DOWN
10/7/11 2:47 PM	10051	-0.04	3.215	0.25	31179	118.5	248.8	277.6	2.784	1.84E-03	7.04E-03	3.40E-03	3.64E-03	Decoupled	DOWN
10/7/11 3:16 PM	10052	-0.02	3.217	0.25	30560	116.8	245.5	279.1	2.782	1.84E-03	7.08E-03	3.40E-03	3.68E-03	Decoupled	DOWN
10/7/11 3:40 PM	10053	-0.03	3.202	0.25	30104	117.3	243.4	262.2	2.772	1.86E-03	7.12E-03	3.48E-03	3.64E-03	Decoupled	DOWN
10/10/11 2:19 PM	10054	-0.02	3.230	0.25	33316	124.4	259.8	312.6	2.828	1.80E-03	6.88E-03	3.32E-03	3.56E-03	Decoupled	DOWN
10/10/11 3:07 PM	10055	-0.11	3.223	0.25	32937	123.9	257.7	333.9	2.803	1.82E-03	6.92E-03	3.36E-03	3.56E-03	Decoupled	DOWN
10/10/11 3:59 PM	10056	-0.07	3.251	0.25	32414	122.1	255.3	285.3	2.801	1.83E-03	6.96E-03	3.36E-03	3.60E-03	Decoupled	DOWN
10/11/11 9:14 AM	10058	-0.23	3.189	0.25	33160	123.8	258.8	295.3	2.821	1.81E-03	6.88E-03	3.32E-03	3.56E-03	Decoupled	DOWN
10/11/11 9:42 AM	10059	-0.18	3.188	0.25	31582	120.2	251.3	291.0	2.781	1.85E-03	7.04E-03	3.40E-03	3.64E-03	Decoupled	DOWN
10/11/11 12:12 PM	10061	-0.20	3.207	0.25	32885	123.6	257.3	289.2	2.812	1.81E-03	6.92E-03	3.36E-03	3.56E-03	Decoupled	DOWN
10/11/11 12:47 PM	10062	-0.16	3.199	0.25	31487	119.6	250.5	282.1	2.782	1.84E-03	7.04E-03	3.40E-03	3.64E-03	Decoupled	DOWN
10/11/11 1:14 PM	10063	-0.15	3.193	0.25	30725	118.0	246.9	270.8	2.769	1.86E-03	7.12E-03	3.44E-03	3.68E-03	Decoupled	DOWN
10/11/11 3:28 PM	10064	-0.13	3.194	0.25	32598	122.7	256.8	293.2	2.799	1.83E-03	6.96E-03	3.36E-03	3.60E-03	Decoupled	DOWN
10/11/11 4:01 PM	10065	-0.07	3.217	0.25	31430	118.7	250.0	282.6	2.773	1.85E-03	7.00E-03	3.36E-03	3.64E-03	Decoupled	DOWN
10/11/11 4:30 PM	10066	-0.04	3.221	0.25	30861	117.8	247.1	275.9	2.769	1.86E-03	7.08E-03	3.40E-03	3.68E-03	Decoupled	DOWN
10/12/11 9:08 AM	10067	-0.17	3.195	0.25	33462	125.5	260.8	291.6	2.826	1.80E-03	6.88E-03	3.36E-03	3.52E-03	Decoupled	DOWN
10/12/11 9:29 AM	10068	-0.13	3.167	0.25	31542	119.6	250.7	280.4	2.795	1.83E-03	7.00E-03	3.36E-03	3.64E-03	Decoupled	DOWN
10/12/11 9:56 AM	10069	-0.03	3.219	0.25	30830	118.5	246.7	272.7	2.774	1.85E-03	7.08E-03	3.44E-03	3.64E-03	Decoupled	DOWN

DATE/TIME	RUN	ρ_{exp}	ρ_{shot}	RHU (sec)	P_{max} (MW)	E_{pk} (MJ)	$E_{pk+3\Gamma}$ (MJ)	E_{TOT} (MJ)	ρ_{sys}	τ_0(sec)	Γ (sec)	$(\Gamma/2)_{LE}$ (sec)	$(\Gamma/2)_{TE}$ (sec)	FREC	FREC Rods
10/12/11 1:20 PM	10070	-0.20	3.179	0.25	32929	123.6	257.8	284.2	2.812	1.81E-03	6.92E-03	3.36E-03	3.56E-03	Decoupled	DOWN
10/12/11 1:46 PM	10071	-0.11	3.192	0.25	31062	119.4	248.1	283.5	2.771	1.86E-03	7.04E-03	3.44E-03	3.60E-03	Decoupled	DOWN
10/12/11 2:10 PM	10072	-0.10	3.210	0.25	30701	118.5	246.7	304.3	2.768	1.86E-03	7.08E-03	3.44E-03	3.64E-03	Decoupled	DOWN
10/12/11 2:33 PM	10073	-0.10	3.170	0.25	29707	116.4	242.0	276.3	2.737	1.89E-03	7.16E-03	3.48E-03	3.68E-03	Decoupled	DOWN
10/12/11 2:56 PM	10074	-0.07	3.198	0.25	29403	115.0	240.3	282.3	2.736	1.89E-03	7.20E-03	3.48E-03	3.72E-03	Decoupled	DOWN
10/13/11 9:29 AM	10075	-0.21	3.202	0.25	33024	124.5	258.7	293.8	2.806	1.82E-03	6.92E-03	3.36E-03	3.56E-03	Decoupled	DOWN
10/13/11 9:57 AM	10076	-0.13	3.203	0.25	31705	120.7	251.4	287.1	2.798	1.83E-03	7.00E-03	3.40E-03	3.60E-03	Decoupled	DOWN
10/13/11 10:26 AM	10077	-0.11	3.174	0.25	30843	117.2	247.1	276.8	2.760	1.87E-03	7.08E-03	3.40E-03	3.68E-03	Decoupled	DOWN
10/13/11 2:14 PM	10078	-0.08	3.219	0.25	35448	128.3	266.2	316.0	2.924	1.71E-03	6.64E-03	3.24E-03	3.40E-03	Decoupled	DOWN
10/13/11 2:46 PM	10079	-0.02	3.233	0.25	31479	120.1	250.2	287.2	2.797	1.83E-03	7.00E-03	3.40E-03	3.60E-03	Decoupled	DOWN
10/13/11 3:13 PM	10080	0.00	3.220	0.25	30990	118.3	247.6	278.7	2.778	1.85E-03	7.04E-03	3.40E-03	3.64E-03	Decoupled	DOWN
10/18/11 12:12 PM	10081	-5.58	1.300	0.40	185	7.0	14.3	16.6	1.154	2.03E-02	6.67E-02	3.36E-02	3.30E-02	Decoupled	DOWN
10/18/11 1:05 PM	10082	-5.62	1.390	0.40	532	12.1	27.3	30.4	1.270	1.20E-02	4.08E-02	2.00E-02	2.07E-02	Decoupled	DOWN
10/18/11 1:36 PM	10083	-5.63	1.411	0.25	0	0.0	0.0	0.0	1.109	2.75E-02	1.20E+01	-4.00E-05	1.20E+01	Decoupled	DOWN
10/18/11 4:03 PM	10085	0.85	1.234	0.75	113	5.8	17.9	21.7	1.096	3.04E-02	1.03E-01	4.48E-02	5.84E-02	Decoupled	DOWN
10/18/11 4:31 PM	10086	0.86	1.300	0.40	218	8.0	17.1	19.5	1.142	2.18E-02	6.76E-02	3.26E-02	3.50E-02	Decoupled	DOWN
10/19/11 10:52 AM	10087	-5.72	1.702	0.25	1788	21.5	44.6	49.6	1.555	5.90E-03	2.17E-02	1.07E-02	1.10E-02	Decoupled	DOWN
10/19/11 12:01 PM	10088	-5.73	2.070	0.25	5576	41.9	88.1	98.0	1.902	3.64E-03	1.38E-02	6.68E-03	7.08E-03	Decoupled	DOWN
10/19/11 1:59 PM	10089	-5.74	2.461	0.25	11978	64.5	135.3	147.0	2.270	2.59E-03	9.92E-03	4.80E-03	5.12E-03	Decoupled	DOWN
10/20/11 9:55 AM	10090	-5.76	1.703	0.25	1726	20.9	43.6	49.5	1.548	5.97E-03	2.20E-02	1.08E-02	1.12E-02	Decoupled	DOWN
10/20/11 10:54 AM	10091	-5.77	2.074	0.25	5918	43.2	91.1	100.3	1.919	3.57E-03	1.34E-02	6.52E-03	6.92E-03	Decoupled	DOWN
10/20/11 2:34 PM	10092	-5.77	2.464	0.25	11968	65.0	135.2	147.1	2.263	2.60E-03	9.92E-03	4.84E-03	5.08E-03	Decoupled	DOWN
10/25/11 11:31 AM	10093	-5.59	1.707	0.25	1584	19.4	41.0	45.0	1.557	5.88E-03	2.25E-02	1.09E-02	1.16E-02	Decoupled	DOWN
10/25/11 2:03 PM	10094	-5.63	1.759	0.25	2150	24.1	49.6	55.0	1.613	5.34E-03	2.01E-02	1.00E-02	1.01E-02	Decoupled	DOWN
10/25/11 3:42 PM	10095	-5.64	1.740	0.25	1999	22.8	47.3	50.7	1.607	5.39E-03	2.06E-02	1.02E-02	1.04E-02	Decoupled	DOWN
10/26/11 10:19 AM	10096	-5.64	1.726	0.25	1863	21.5	45.3	48.9	1.571	5.73E-03	2.12E-02	1.03E-02	1.09E-02	Decoupled	DOWN
10/26/11 1:46 PM	10097	-5.65	1.750	0.25	2169	24.1	49.8	54.0	1.624	5.25E-03	2.00E-02	9.92E-03	1.01E-02	Decoupled	DOWN
10/26/11 3:41 PM	10098	-5.63	1.735	0.25	1865	22.0	45.2	48.4	1.605	5.42E-03	2.11E-02	1.06E-02	1.06E-02	Decoupled	DOWN
10/27/11 10:44 AM	10099	-5.65	1.735	0.25	2022	22.8	48.1	53.3	1.598	5.48E-03	2.07E-02	1.00E-02	1.06E-02	Decoupled	DOWN

DATE/TIME	RUN	ρ_{exp}	ρ_{shot}	RHU (sec)	P_{max} (MW)	E_{pk} (MJ)	$E_{pk+3\Gamma}$ (MJ)	E_{TOT} (MJ)	ρ_{sys}	τ_0(sec)	Γ (sec)	$(\Gamma/2)_{LE}$ (sec)	$(\Gamma/2)_{TE}$ (sec)	FREC	FREC Rods
10/27/11 2:34 PM	10101	-5.64	2.080	0.25	5819	42.8	90.1	99.7	1.944	3.48E-03	1.35E-02	6.56E-03	6.96E-03	Decoupled	DOWN
11/1/11 11:43 AM	10102	-5.69	1.715	0.25	1774	20.9	44.2	48.1	1.568	5.76E-03	2.17E-02	1.05E-02	1.12E-02	Decoupled	DOWN
11/1/11 1:59 PM	10104	-5.70	1.731	0.25	1952	22.6	46.7	49.9	1.577	5.67E-03	2.08E-02	1.03E-02	1.05E-02	Decoupled	DOWN
11/1/11 3:22 PM	10105	-5.71	1.738	0.25	2024	22.7	47.4	52.1	1.613	5.35E-03	2.04E-02	9.96E-03	1.04E-02	Decoupled	DOWN
11/2/11 10:52 AM	10106	-5.71	1.732	0.25	1911	22.6	46.2	54.3	1.590	5.55E-03	2.10E-02	1.05E-02	1.05E-02	Decoupled	DOWN
11/2/11 3:38 PM	10108	-5.73	1.731	0.25	1968	22.6	46.9	50.2	1.608	5.39E-03	2.07E-02	1.02E-02	1.05E-02	Decoupled	DOWN
11/8/11 12:45 PM	10116	-4.89	2.300	0.25	9078	56.9	118.1	133.1	2.119	2.93E-03	1.14E-02	5.60E-03	5.80E-03	Decoupled	DOWN
11/8/11 4:54 PM	10117	-4.73	3.360	0.25	34396	122.4	255.0	290.3	2.899	1.73E-03	6.52E-03	3.16E-03	3.36E-03	Decoupled	DOWN
11/9/11 11:27 AM	10118	-4.75	2.470	0.25	12465	67.7	141.3	154.5	2.301	2.53E-03	9.92E-03	4.84E-03	5.08E-03	Decoupled	DOWN
11/9/11 3:08 PM	10119	-4.91	3.402	0.25	38489	129.1	268.9	317.7	3.071	1.59E-03	6.20E-03	3.00E-03	3.20E-03	Decoupled	DOWN
11/10/11 10:17 AM	10120	-4.70	2.550	0.25	13705	71.3	148.4	164.1	2.363	2.41E-03	9.48E-03	4.64E-03	4.84E-03	Decoupled	DOWN
11/10/11 12:29 PM	10121	-4.71	3.380	0.25	37678	127.8	266.2	309.4	3.041	1.61E-03	6.24E-03	3.04E-03	3.20E-03	Decoupled	DOWN
11/10/11 3:30 PM	10122	-4.85	3.377	0.25	37041	127.0	263.5	302.4	3.034	1.62E-03	6.32E-03	3.08E-03	3.24E-03	Decoupled	DOWN
11/15/11 12:39 PM	10124	-4.87	2.551	0.25	14094	72.7	152.3	167.8	2.346	2.44E-03	9.48E-03	4.60E-03	4.88E-03	Decoupled	DOWN
11/15/11 3:39 PM	10125	-4.74	3.404	0.25	38708	128.3	269.7	304.8	3.064	1.59E-03	6.16E-03	2.96E-03	3.20E-03	Decoupled	DOWN
11/16/11 9:02 AM	10126	-4.69	3.372	0.25	38007	127.8	266.7	291.4	3.071	1.59E-03	6.20E-03	3.00E-03	3.20E-03	Decoupled	DOWN
11/16/11 10:54 AM	10127	-4.86	3.386	0.25	36986	125.7	263.1	290.2	3.034	1.62E-03	6.28E-03	3.04E-03	3.24E-03	Decoupled	DOWN
11/16/11 1:47 PM	10128	-4.71	3.387	0.25	37023	125.4	263.6	294.3	3.030	1.62E-03	6.32E-03	3.04E-03	3.28E-03	Decoupled	DOWN
11/16/11 4:33 PM	10129	-4.66	3.338	0.25	36794	125.5	262.5	310.2	3.023	1.63E-03	6.32E-03	3.04E-03	3.28E-03	Decoupled	DOWN
11/17/11 9:45 AM	10130	-4.71	3.398	0.25	38552	129.8	268.9	324.7	3.087	1.58E-03	6.16E-03	3.00E-03	3.16E-03	Decoupled	DOWN
11/17/11 2:24 PM	10131	-4.86	3.400	0.25	38332	128.6	268.0	295.4	3.061	1.60E-03	6.20E-03	3.00E-03	3.20E-03	Decoupled	DOWN
12/8/11 10:18 AM	10150	-5.73	1.710	0.25	1865	21.6	45.8	52.2	1.581	5.64E-03	2.14E-02	1.03E-02	1.10E-02	Decoupled	DOWN
12/8/11 11:52 AM	10151	-5.75	1.710	0.25	1810	21.6	44.7	49.5	1.559	5.86E-03	2.15E-02	1.06E-02	1.09E-02	Decoupled	DOWN
1/12/12 12:21 PM	10165	0.12	1.500	0.40	1236	19.6	43.8	49.7	1.413	7.90E-03	2.96E-02	1.42E-02	1.54E-02	Decoupled	DOWN
1/13/12 3:57 PM	10169	0.07	2.000	0.40	6912	50.0	105.8	123.1	1.957	3.43E-03	1.34E-02	6.44E-03	6.92E-03	Decoupled	DOWN
1/16/12 12:17 PM	10170	0.09	2.500	0.40	15843	80.2	168.1	189.7	2.386	2.37E-03	9.32E-03	4.52E-03	4.80E-03	Decoupled	DOWN
1/17/12 12:28 PM	10171	0.06	3.000	0.40	30280	117.6	243.2	266.8	2.817	1.81E-03	7.12E-03	3.48E-03	3.64E-03	Decoupled	DOWN
2/20/12 12:50 PM	10178	0.00	3.183	10.00	33639	124.7	262.4	337.3	2.824	1.80E-03	6.92E-03	3.32E-03	3.60E-03	Decoupled	DOWN
2/21/12 10:42 AM	10179	-5.80	1.278	0.70	169	7.1	19.7	24.4	1.157	2.00E-02	7.99E-02	3.71E-02	4.28E-02	Decoupled	DOWN

DATE/TIME	RUN	ρ_{exp}	ρ_{shot}	RHU (sec)	P_{max} (MW)	E_{pk} (MJ)	$E_{pk+3\Gamma}$ (MJ)	E_{TOT} (MJ)	ρ_{sys}	τ_0(sec)	Γ (sec)	$(\Gamma/2)_{LE}$ (sec)	$(\Gamma/2)_{TE}$ (sec)	FREC	FREC Rods
2/21/12 12:46 PM	10180	-5.84	1.711	0.25	2058	23.6	49.2	52.3	1.596	5.49E-03	2.08E-02	1.02E-02	1.06E-02	Decoupled	DOWN
2/21/12 3:43 PM	10181	-5.85	2.076	0.25	6281	45.4	94.9	108.0	1.950	3.46E-03	1.32E-02	6.44E-03	6.72E-03	Decoupled	DOWN
2/22/12 10:37 AM	10182	-5.84	1.279	0.70	216	7.7	21.0	26.9	1.181	1.75E-02	6.96E-02	3.16E-02	3.79E-02	Decoupled	DOWN
2/22/12 11:50 AM	10183	-5.85	1.708	0.25	2096	23.6	49.8	54.7	1.611	5.36E-03	2.06E-02	1.00E-02	1.06E-02	Decoupled	DOWN
2/22/12 3:15 PM	10184	-5.86	2.060	0.25	6098	44.6	93.6	105.7	1.941	3.49E-03	1.34E-02	6.52E-03	6.88E-03	Decoupled	DOWN
2/23/12 11:11 AM	10185	-5.87	1.709	0.25	1988	22.8	48.4	53.1	1.573	5.71E-03	2.11E-02	1.02E-02	1.09E-02	Decoupled	DOWN
2/23/12 2:20 PM	10186	-5.86	1.711	0.25	2157	24.3	50.7	55.5	1.632	5.19E-03	2.05E-02	1.00E-02	1.04E-02	Decoupled	DOWN
2/28/12 10:32 AM	10189	-5.85	1.279	0.70	189	7.8	20.4	25.8	1.173	1.82E-02	7.54E-02	3.68E-02	3.86E-02	Decoupled	DOWN
2/28/12 2:10 PM	10190	-5.85	1.278	0.70	173	7.1	20.0	25.8	1.168	1.88E-02	7.97E-02	3.64E-02	4.33E-02	Decoupled	DOWN
2/28/12 4:04 PM	10191	-5.88	1.706	0.25	1970	22.6	47.9	52.1	1.659	4.97E-03	2.12E-02	1.02E-02	1.09E-02	Decoupled	DOWN
2/29/12 10:38 AM	10192	-5.87	1.238	0.40	143	6.5	14.9	16.1	1.097	3.02E-02	8.73E-02	4.03E-02	4.70E-02	Decoupled	DOWN
2/29/12 11:54 AM	10193	-5.87	1.237	0.40	138	6.4	13.8	15.1	1.126	2.42E-02	8.71E-02	4.15E-02	4.56E-02	Decoupled	DOWN
2/29/12 2:10 PM	10194	-5.78	1.236	0.40	144	6.2	12.3	13.4	1.130	2.37E-02	7.36E-02	3.80E-02	3.57E-02	Decoupled	DOWN
2/29/12 3:22 PM	10195	-5.78	1.233	0.40	112	4.7	8.3	9.9	1.129	2.37E-02	6.30E-02	3.59E-02	2.71E-02	Decoupled	DOWN
3/1/12 10:45 AM	10196	-5.86	1.233	0.40	94	3.9	6.9	8.6	1.120	2.52E-02	6.31E-02	3.51E-02	2.80E-02	Decoupled	DOWN
3/1/12 11:58 AM	10197	-5.85	1.237	0.40	109	4.9	8.6	9.8	1.122	2.49E-02	6.78E-02	3.91E-02	2.87E-02	Decoupled	DOWN
3/1/12 2:04 PM	10198	-5.85	1.236	0.40	96	4.1	7.4	8.7	1.105	2.82E-02	6.52E-02	3.63E-02	2.89E-02	Decoupled	DOWN
3/1/12 3:06 PM	10199	-5.86	1.240	0.40	165	6.8	13.9	15.4	1.116	2.61E-02	7.30E-02	3.64E-02	3.66E-02	Decoupled	DOWN
3/6/12 11:02 AM	10200	-6.07	1.850	0.25	1225	15.0	31.5	32.0	1.580	5.64E-03	2.28E-02	1.10E-02	1.18E-02	Decoupled	DOWN
3/6/12 12:43 PM	10202	-6.12	1.850	0.25	5490	41.4	86.4	94.1	1.961	3.42E-03	1.38E-02	6.76E-03	7.04E-03	Decoupled	DOWN
3/6/12 1:27 PM	10203	-6.10	1.850	0.25	5574	41.3	87.1	94.9	1.955	3.44E-03	1.37E-02	6.60E-03	7.08E-03	Decoupled	DOWN
3/6/12 2:11 PM	10204	-6.11	1.850	0.25	5451	41.3	85.8	91.6	1.962	3.41E-03	1.38E-02	6.80E-03	7.00E-03	Decoupled	DOWN
3/6/12 2:50 PM	10205	-6.11	1.850	0.25	5224	40.3	83.7	93.6	1.956	3.44E-03	1.40E-02	6.88E-03	7.12E-03	Decoupled	DOWN
3/7/12 10:11 AM	10206	-6.04	3.427	0.40	37901	128.7	270.0	300.2	2.962	1.68E-03	6.32E-03	3.04E-03	3.28E-03	Decoupled	DOWN
3/7/12 1:31 PM	10208	-6.05	3.457	0.40	38433	131.1	271.6	312.5	2.960	1.68E-03	6.24E-03	3.04E-03	3.20E-03	Decoupled	DOWN
3/7/12 3:35 PM	10209	-6.07	3.429	0.40	38168	130.2	270.6	316.3	2.964	1.67E-03	6.28E-03	3.04E-03	3.24E-03	Decoupled	DOWN
3/8/12 11:12 AM	10210	-5.94	3.444	0.40	37495	129.4	268.8	300.5	2.957	1.68E-03	6.36E-03	3.08E-03	3.28E-03	Decoupled	DOWN
3/8/12 11:59 AM	10211	-6.04	3.450	0.40	36963	128.1	265.0	289.2	2.955	1.68E-03	6.32E-03	3.08E-03	3.24E-03	Decoupled	DOWN
3/8/12 2:07 PM	10212	-5.99	3.434	0.40	37913	130.2	268.8	293.5	2.981	1.66E-03	6.28E-03	3.08E-03	3.20E-03	Decoupled	DOWN

DATE/TIME	RUN	ρ_{exp}	ρ_{shot}	RHU (sec)	P_{max} (MW)	E_{pk} (MJ)	$E_{pk+3\Gamma}$ (MJ)	E_{TOT} (MJ)	ρ_{sys}	τ_0(sec)	Γ (sec)	$(\Gamma/2)_{LE}$ (sec)	$(\Gamma/2)_{TE}$ (sec)	FREC	FREC Rods
3/8/12 3:42 PM	10213	-6.02	3.437	0.40	38075	130.9	269.5	318.8	2.975	1.66E-03	6.28E-03	3.08E-03	3.20E-03	Decoupled	DOWN
3/13/12 11:21 AM	10214	-5.85	1.236	0.40	80	3.2	5.7	5.7	1.102	2.91E-02	6.31E-02	3.33E-02	2.98E-02	Decoupled	DOWN
3/13/12 2:06 PM	10215	-5.85	1.239	0.40	123	5.6	11.9	13.7	1.101	2.93E-02	8.46E-02	3.96E-02	4.50E-02	Decoupled	DOWN
3/13/12 3:48 PM	10216	-5.82	1.701	0.25	1702	20.9	43.0	47.0	1.569	5.75E-03	2.20E-02	1.10E-02	1.10E-02	Decoupled	DOWN
3/14/12 4:00 PM	10219	-5.83	1.713	0.25	1827	21.8	45.3	49.5	1.574	5.71E-03	2.16E-02	1.07E-02	1.09E-02	Decoupled	DOWN
3/15/12 10:14 AM	10220	-5.85	1.707	0.25	1661	20.9	42.9	47.4	1.549	5.96E-03	2.25E-02	1.12E-02	1.12E-02	Decoupled	DOWN
3/15/12 4:13 PM	10222	-5.86	1.714	0.25	1849	21.6	45.6	49.1	1.561	5.83E-03	2.15E-02	1.04E-02	1.10E-02	Decoupled	DOWN
3/19/12 5:39 PM	10224	0.00	3.162	2.00	35355	127.2	266.2	332.3	2.956	1.68E-03	6.64E-03	3.20E-03	3.44E-03	Decoupled	DOWN
3/21/12 9:55 AM	10225	0.00	2.000	1.00	6346	48.3	102.1	137.1	1.902	3.64E-03	1.41E-02	6.80E-03	7.28E-03	Decoupled	DOWN
3/21/12 10:59 AM	10226	-5.83	1.238	0.40	62	2.8	4.8	5.8	1.086	3.32E-02	6.74E-02	3.80E-02	2.94E-02	Decoupled	DOWN
3/21/12 1:31 PM	10227	-5.83	1.240	0.40	92	4.5	8.4	9.7	1.091	3.19E-02	7.83E-02	4.24E-02	3.59E-02	Decoupled	DOWN
3/21/12 2:59 PM	10228	-5.83	1.240	0.40	94	5.2	10.5	11.5	1.077	3.62E-02	9.85E-02	4.86E-02	5.00E-02	Decoupled	DOWN
3/22/12 10:00 AM	10229	-5.83	1.240	0.40	95	4.9	10.3	11.4	1.089	3.23E-02	9.49E-02	4.50E-02	4.99E-02	Decoupled	DOWN
3/22/12 11:34 AM	10230	-5.83	1.239	0.40	87	3.9	6.8	7.4	1.100	2.95E-02	6.71E-02	3.82E-02	2.89E-02	Decoupled	DOWN
3/22/12 2:21 PM	10231	-5.83	1.241	0.40	66	3.1	5.2	5.8	1.095	3.07E-02	6.68E-02	4.00E-02	2.67E-02	Decoupled	DOWN
4/11/12 11:19 AM	10241	-6.00	3.496	0.40	40759	139.4	287.5	317.1	3.141	1.54E-03	6.24E-03	3.04E-03	3.20E-03	Decoupled	DOWN
4/17/12 4:18 PM	10246	0.73	2.251	0.40	9034	60.6	128.4	152.3	2.024	3.21E-03	1.27E-02	6.12E-03	6.60E-03	Decoupled	DOWN
5/8/12 11:20 AM	10249	-5.82	1.237	0.40	117	5.3	10.2	10.6	1.111	2.70E-02	7.50E-02	4.00E-02	3.50E-02	Decoupled	DOWN
5/8/12 1:43 PM	10250	-5.83	1.278	0.70	187	7.4	20.4	25.7	1.130	2.35E-02	7.60E-02	3.53E-02	4.07E-02	Decoupled	DOWN
5/8/12 4:17 PM	10251	-5.83	1.705	0.25	1834	22.5	45.7	48.7	1.570	5.75E-03	2.16E-02	1.10E-02	1.07E-02	Decoupled	DOWN
5/9/12 11:58 AM	10253	-5.83	1.238	0.40	121	6.1	13.5	14.3	1.118	2.57E-02	9.53E-02	4.46E-02	5.07E-02	Decoupled	DOWN
5/9/12 2:43 PM	10254	-5.84	1.370	0.40	461	10.9	26.6	30.8	1.282	1.15E-02	4.47E-02	2.08E-02	2.39E-02	Decoupled	DOWN
5/10/12 10:35 AM	10256	-5.83	1.237	0.40	135	5.9	11.0	11.8	1.138	2.24E-02	7.02E-02	3.82E-02	3.20E-02	Decoupled	DOWN
5/15/12 4:37 PM	10258	-0.34	2.590	0.40	18868	92.5	192.3	225.9	2.467	2.24E-03	9.12E-03	4.44E-03	4.68E-03	Decoupled	DOWN
5/16/12 9:31 AM	10260	-0.04	1.188	0.70	186	7.8	20.9	27.5	1.155	2.01E-02	7.87E-02	3.72E-02	4.15E-02	Decoupled	DOWN
5/16/12 11:14 AM	10261	-0.03	1.451	0.40	1147	19.0	41.8	50.1	1.455	7.18E-03	3.02E-02	1.47E-02	1.55E-02	Decoupled	DOWN
5/16/12 4:06 PM	10262	0.57	3.157	0.25	33055	124.0	256.3	283.8	2.950	1.69E-03	6.88E-03	3.36E-03	3.52E-03	Decoupled	DOWN
5/17/12 3:00 PM	10263	0.61	3.157	0.25	33296	123.4	256.2	284.3	2.962	1.68E-03	6.84E-03	3.32E-03	3.52E-03	Decoupled	DOWN
5/22/12 10:33 AM	10264	0.59	3.149	0.25	33301	123.4	257.0	305.3	2.961	1.68E-03	6.84E-03	3.32E-03	3.52E-03	Decoupled	DOWN

DATE/TIME	RUN	ρ_{exp}	ρ_{shot}	RHU (sec)	P_{max} (MW)	E_{pk} (MJ)	$E_{pk+3\Gamma}$ (MJ)	E_{TOT} (MJ)	ρ_{sys}	τ_0(sec)	Γ (sec)	$(\Gamma/2)_{LE}$ (sec)	$(\Gamma/2)_{TE}$ (sec)	FREC	FREC Rods
5/22/12 3:04 PM	10265	0.65	3.178	0.25	33336	123.7	256.9	289.0	2.945	1.69E-03	6.84E-03	3.32E-03	3.52E-03	Decoupled	DOWN
5/23/12 10:17 AM	10266	-5.78	2.319	0.60	10409	61.2	127.8	154.8	2.177	2.79E-03	1.09E-02	5.32E-03	5.60E-03	Decoupled	DOWN
5/23/12 3:11 PM	10267	0.58	3.188	0.25	33679	125.9	258.6	308.1	2.950	1.69E-03	6.80E-03	3.32E-03	3.48E-03	Decoupled	DOWN
5/24/12 11:31 AM	10268	0.00	1.999	0.40	6443	49.2	103.0	119.1	1.907	3.62E-03	1.39E-02	6.80E-03	7.08E-03	Decoupled	DOWN
5/24/12 3:14 PM	10269	0.00	2.001	0.40	7133	51.9	108.3	126.0	1.950	3.46E-03	1.32E-02	6.48E-03	6.76E-03	Decoupled	DOWN
5/30/12 4:46 PM	10275	0.00	3.140	2.00	27235	113.0	237.0	279.6	2.697	1.94E-03	7.72E-03	3.72E-03	4.00E-03	Decoupled	DOWN
6/5/12 1:26 PM	10276	-5.88	1.233	0.40	37	1.6	2.9	3.5	1.091	3.17E-02	6.83E-02	3.74E-02	3.09E-02	Decoupled	DOWN
6/5/12 4:16 PM	10277	-5.89	1.705	0.25	1789	21.5	44.6	47.0	1.557	5.88E-03	2.17E-02	1.07E-02	1.10E-02	Decoupled	DOWN
6/6/12 9:19 AM	10278	-5.95	1.237	0.40	119	5.0	9.2	11.0	1.113	2.66E-02	6.66E-02	3.64E-02	3.02E-02	Decoupled	DOWN
6/6/12 11:17 AM	10279	-5.87	1.365	0.40	394	10.3	24.4	28.0	1.229	1.40E-02	4.92E-02	2.31E-02	2.60E-02	Decoupled	DOWN
6/6/12 2:17 PM	10280	-5.87	1.364	0.40	402	10.3	24.7	26.5	1.227	1.41E-02	4.82E-02	2.25E-02	2.57E-02	Decoupled	DOWN
6/6/12 4:30 PM	10281	-5.88	1.724	0.25	1961	22.5	47.4	54.9	1.581	5.64E-03	2.10E-02	1.02E-02	1.08E-02	Decoupled	DOWN
6/7/12 10:24 AM	10282	-5.88	1.239	0.40	93	3.9	7.2	8.0	1.115	2.63E-02	6.65E-02	3.57E-02	3.08E-02	Decoupled	DOWN
6/7/12 11:51 AM	10283	-5.89	1.241	0.40	90	3.7	6.5	6.7	1.106	2.81E-02	6.19E-02	3.44E-02	2.75E-02	Decoupled	DOWN
6/7/12 2:20 PM	10284	-5.89	1.364	0.40	409	10.2	24.8	27.8	1.207	1.54E-02	4.79E-02	2.20E-02	2.59E-02	Decoupled	DOWN
6/8/12 10:50 AM	10285	-5.89	1.714	0.25	1924	22.5	46.9	49.0	1.566	5.78E-03	2.12E-02	1.04E-02	1.08E-02	Decoupled	DOWN
6/13/12 10:45 AM	10290	-5.80	1.240	0.40	90	3.8	6.7	7.2	1.097	3.02E-02	6.34E-02	3.56E-02	2.78E-02	Decoupled	DOWN
6/13/12 1:38 PM	10291	-5.83	1.362	0.40	459	11.1	26.2	28.8	1.225	1.42E-02	4.49E-02	2.10E-02	2.38E-02	Decoupled	DOWN
6/13/12 4:01 PM	10292	-5.83	1.721	0.25	2092	23.2	49.4	52.9	1.591	5.54E-03	2.05E-02	9.88E-03	1.06E-02	Decoupled	DOWN
6/14/12 10:37 AM	10294	0.00	3.114	2.00	32097	126.5	264.1	326.3	2.861	1.77E-03	7.28E-03	3.52E-03	3.76E-03	Decoupled	DOWN
6/14/12 1:46 PM	10295	-5.78	1.360	0.40	369	9.6	22.4	25.9	1.211	1.51E-02	4.96E-02	2.29E-02	2.68E-02	Decoupled	DOWN
6/14/12 3:36 PM	10296	-5.80	1.720	0.25	1711	21.0	43.3	46.4	1.535	6.12E-03	2.20E-02	1.10E-02	1.10E-02	Decoupled	DOWN
6/19/12 10:31 AM	10297	-5.82	1.237	0.40	117	4.8	8.9	9.7	1.128	2.39E-02	6.50E-02	3.53E-02	2.97E-02	Decoupled	DOWN
6/19/12 2:31 PM	10299	-5.59	1.359	0.40	396	10.4	25.5	29.9	1.220	1.46E-02	4.89E-02	2.32E-02	2.57E-02	Decoupled	DOWN
6/19/12 4:24 PM	10300	-5.84	1.721	0.25	1934	22.9	47.4	51.2	1.581	5.64E-03	2.14E-02	1.06E-02	1.08E-02	Decoupled	DOWN
6/20/12 10:25 AM	10301	-5.83	1.239	0.40	122	5.0	9.4	10.7	1.121	2.50E-02	6.57E-02	3.56E-02	3.00E-02	Decoupled	DOWN
6/20/12 12:06 PM	10302	-5.82	1.358	0.40	386	10.1	24.2	25.3	1.224	1.43E-02	4.92E-02	2.29E-02	2.63E-02	Decoupled	DOWN
6/20/12 2:43 PM	10303	-5.83	1.721	0.25	1976	22.5	47.7	52.0	1.579	5.66E-03	2.10E-02	1.01E-02	1.09E-02	Decoupled	DOWN
6/21/12 10:34 AM	10304	-5.83	1.359	0.40	438	10.7	26.0	28.9	1.244	1.32E-02	4.60E-02	2.15E-02	2.46E-02	Decoupled	DOWN

DATE/TIME	RUN	ρ_{exp}	ρ_{shot}	RHU (sec)	P_{max} (MW)	E_{pk} (MJ)	$E_{pk+3\Gamma}$ (MJ)	E_{TOT} (MJ)	ρ_{sys}	τ_0(sec)	Γ (sec)	$(\Gamma/2)_{LE}$ (sec)	$(\Gamma/2)_{TE}$ (sec)	FREC	FREC Rods
6/21/12 12:20 PM	10305	-5.82	1.359	0.40	380	10.2	25.2	28.6	1.232	1.38E-02	5.02E-02	2.39E-02	2.63E-02	Decoupled	DOWN
6/21/12 2:37 PM	10306	-5.84	1.239	0.40	93	3.8	6.8	8.3	1.124	2.47E-02	6.21E-02	3.48E-02	2.74E-02	Decoupled	DOWN
6/21/12 4:06 PM	10307	-5.82	1.722	0.25	1997	23.0	47.8	51.6	1.614	5.34E-03	2.08E-02	1.03E-02	1.05E-02	Decoupled	DOWN
7/3/12 10:31 AM	10308	0.00	3.122	2.00	31780	127.0	263.4	349.2	2.839	1.79E-03	7.32E-03	3.56E-03	3.76E-03	Decoupled	DOWN
7/10/12 11:00 AM	10316	-2.66	1.305	0.40	240	8.8	17.5	18.4	1.154	2.03E-02	6.42E-02	3.27E-02	3.15E-02	Decoupled	DOWN
7/10/12 11:45 AM	10317	-2.67	1.500	0.40	1086	19.3	44.0	50.2	1.346	9.41E-03	3.37E-02	1.57E-02	1.80E-02	Decoupled	DOWN
7/10/12 1:19 PM	10318	-2.66	1.861	0.40	3907	39.4	83.2	96.1	1.667	4.91E-03	1.84E-02	9.00E-03	9.44E-03	Decoupled	DOWN
7/12/12 11:05 AM	10319	0.43	1.700	0.35	2449	28.6	61.6	68.3	1.587	5.58E-03	2.16E-02	1.04E-02	1.12E-02	Decoupled	DOWN
7/17/12 10:29 AM	10321	-3.40	1.330	0.40	311	10.1	22.4	23.8	1.202	1.58E-02	6.09E-02	2.92E-02	3.17E-02	Decoupled	DOWN
7/17/12 11:06 AM	10322	-3.39	1.500	0.40	899	17.6	38.5	42.8	1.327	9.93E-03	3.54E-02	1.75E-02	1.79E-02	Decoupled	DOWN
7/17/12 11:37 AM	10323	-3.36	1.891	0.40	4268	40.0	84.1	98.2	1.713	4.60E-03	1.70E-02	8.32E-03	8.72E-03	Decoupled	DOWN
7/19/12 9:29 AM	10324	-2.76	1.321	0.40	334	10.9	22.8	24.4	1.198	1.61E-02	5.94E-02	2.93E-02	3.01E-02	Decoupled	DOWN
7/19/12 10:09 AM	10325	-2.72	1.502	0.40	948	18.4	41.0	46.9	1.331	9.80E-03	3.58E-02	1.74E-02	1.85E-02	Decoupled	DOWN
7/19/12 1:35 PM	10326	-2.75	1.890	0.40	4239	41.0	87.1	100.9	1.682	4.81E-03	1.78E-02	8.60E-03	9.20E-03	Decoupled	DOWN
7/19/12 2:53 PM	10327	-2.89	2.281	0.40	8877	62.7	132.1	155.4	1.973	3.38E-03	1.31E-02	6.40E-03	6.72E-03	Decoupled	DOWN
7/24/12 11:41 AM	10328	-5.91	1.238	0.40	102	4.4	7.8	8.0	1.122	2.49E-02	6.59E-02	3.71E-02	2.88E-02	Decoupled	DOWN
7/24/12 1:10 PM	10329	-5.91	1.241	0.40	122	5.2	9.7	11.1	1.136	2.28E-02	6.82E-02	3.76E-02	3.06E-02	Decoupled	DOWN
7/24/12 4:17 PM	10330	-5.93	1.719	0.25	2044	23.5	48.8	53.0	1.583	5.62E-03	2.08E-02	1.03E-02	1.05E-02	Decoupled	DOWN
7/25/12 1:58 PM	10331	-0.08	1.999	2.00	6835	50.5	106.4	152.9	1.934	3.51E-03	1.36E-02	6.60E-03	6.96E-03	Decoupled	DOWN
7/25/12 4:24 PM	10332	-5.90	1.357	0.40	359	9.7	22.4	24.7	1.242	1.33E-02	5.09E-02	2.42E-02	2.67E-02	Decoupled	DOWN
7/26/12 10:29 AM	10333	-5.89	1.239	0.40	85	3.4	6.2	7.0	1.124	2.46E-02	6.22E-02	3.36E-02	2.86E-02	Decoupled	DOWN
7/26/12 1:37 PM	10334	-5.90	1.358	0.40	377	10.0	22.9	23.9	1.247	1.30E-02	4.91E-02	2.35E-02	2.56E-02	Decoupled	DOWN
7/26/12 3:43 PM	10335	-5.90	1.717	0.25	1850	21.6	45.7	49.4	1.592	5.54E-03	2.15E-02	1.04E-02	1.11E-02	Decoupled	DOWN
8/9/12 10:43 AM	10340	0.45	1.700	0.35	2513	29.2	62.8	71.2	1.590	5.56E-03	2.14E-02	1.03E-02	1.11E-02	Decoupled	DOWN
8/16/12 4:03 PM	10342	0.43	1.699	0.35	2443	28.0	59.9	69.8	1.667	4.92E-03	2.13E-02	1.03E-02	1.10E-02	Decoupled	DOWN
8/21/12 12:26 PM	10343	-6.00	3.435	0.40	37894	130.4	268.5	326.0	2.992	1.65E-03	6.28E-03	3.08E-03	3.20E-03	Decoupled	DOWN
8/22/12 11:05 AM	10345	0.73	1.701	0.35	2279	28.1	59.8	70.2	1.564	5.81E-03	2.25E-02	1.10E-02	1.15E-02	Decoupled	DOWN
8/29/12 10:44 AM	10349	-5.83	1.239	0.40	135	5.2	9.8	11.2	1.137	2.25E-02	6.25E-02	3.33E-02	2.92E-02	Decoupled	DOWN
8/29/12 12:22 PM	10350	-5.82	1.358	0.40	413	10.8	24.1	26.7	1.233	1.38E-02	4.72E-02	2.31E-02	2.41E-02	Decoupled	DOWN

DATE/TIME	RUN	ρ_{exp}	ρ_{shot}	RHU (sec)	P_{max} (MW)	E_{pk} (MJ)	$E_{pk+3\Gamma}$ (MJ)	E_{TOT} (MJ)	ρ_{sys}	τ_0(sec)	Γ (sec)	$(\Gamma/2)_{LE}$ (sec)	$(\Gamma/2)_{TE}$ (sec)	FREC	FREC Rods
8/29/12 2:12 PM	10351	-5.83	1.720	0.25	1923	22.2	47.1	54.9	1.577	5.68E-03	2.13E-02	1.03E-02	1.10E-02	Decoupled	DOWN
8/30/12 10:31 AM	10352	-5.86	1.237	0.40	97	3.9	7.1	9.0	1.125	2.44E-02	6.23E-02	3.42E-02	2.81E-02	Decoupled	DOWN
8/30/12 12:09 PM	10353	-5.85	1.355	0.40	381	10.3	23.4	27.8	1.231	1.39E-02	4.96E-02	2.40E-02	2.55E-02	Decoupled	DOWN
8/30/12 3:09 PM	10354	-5.87	1.714	0.25	2003	23.2	48.4	53.3	1.582	5.62E-03	2.10E-02	1.03E-02	1.07E-02	Decoupled	DOWN
9/5/12 12:36 PM	10361	-5.83	1.238	0.40	97	3.8	7.0	9.5	1.110	2.73E-02	6.08E-02	3.30E-02	2.78E-02	Decoupled	DOWN
9/5/12 2:06 PM	10362	-5.82	1.355	0.40	407	10.4	24.2	26.4	1.220	1.46E-02	4.78E-02	2.25E-02	2.53E-02	Decoupled	DOWN
9/5/12 3:47 PM	10363	-5.82	1.713	0.25	1773	21.3	44.4	50.3	1.560	5.85E-03	2.18E-02	1.07E-02	1.10E-02	Decoupled	DOWN
9/6/12 11:32 AM	10365	-5.83	1.238	0.40	12	0.5	0.8	2.1	1.029	6.29E-02	5.49E-02	3.16E-02	2.34E-02	Decoupled	DOWN
9/6/12 2:14 PM	10366	-5.80	1.238	0.40	96	3.9	7.2	7.6	1.131	2.35E-02	6.40E-02	3.43E-02	2.98E-02	Decoupled	DOWN
9/6/12 3:47 PM	10367	-5.80	1.713	0.25	1892	22.2	46.3	49.8	1.593	5.52E-03	2.13E-02	1.05E-02	1.08E-02	Decoupled	DOWN
9/12/12 3:24 PM	10370	-0.02	3.126	4.00	31671	121.0	252.1	351.9	2.790	1.84E-03	7.00E-03	3.40E-03	3.60E-03	Decoupled	DOWN
9/13/12 4:02 PM	10371	-2.70	2.028	0.75	5655	47.9	102.1	134.5	1.819	4.00E-03	1.57E-02	7.56E-03	8.16E-03	Decoupled	DOWN
9/25/12 4:07 PM	10375	-5.95	1.510	0.60	979	16.4	36.4	50.5	1.382	8.53E-03	3.06E-02	1.48E-02	1.58E-02	Decoupled	DOWN
9/26/12 11:19 AM	10376	-5.92	1.510	0.60	1001	16.6	37.1	50.3	1.380	8.58E-03	3.06E-02	1.47E-02	1.59E-02	Decoupled	DOWN
9/26/12 12:07 PM	10377	-5.99	1.510	0.60	1230	18.9	41.3	54.9	1.395	8.26E-03	2.79E-02	1.36E-02	1.43E-02	Decoupled	DOWN
9/26/12 3:16 PM	10378	-5.98	1.510	0.60	1141	18.0	39.7	54.1	1.395	8.26E-03	2.87E-02	1.39E-02	1.48E-02	Decoupled	DOWN
9/27/12 10:47 AM	10379	-5.98	1.510	0.60	1058	17.2	38.1	52.6	1.381	8.55E-03	2.97E-02	1.44E-02	1.53E-02	Decoupled	DOWN
9/27/12 2:00 PM	10380	-5.99	1.505	0.60	971	16.8	37.2	48.2	1.352	9.25E-03	3.15E-02	1.54E-02	1.61E-02	Decoupled	DOWN
10/2/12 10:06 AM	10381	-5.99	1.508	0.60	1088	17.5	39.0	51.5	1.401	8.14E-03	2.95E-02	1.42E-02	1.53E-02	Decoupled	DOWN
10/2/12 12:01 PM	10382	-5.98	1.507	0.60	1033	17.2	38.0	51.2	1.356	9.14E-03	3.03E-02	1.48E-02	1.55E-02	Decoupled	DOWN
10/2/12 2:13 PM	10383	-5.98	1.505	0.60	1058	17.7	38.3	51.1	1.379	8.59E-03	2.98E-02	1.49E-02	1.49E-02	Decoupled	DOWN
10/2/12 3:40 PM	10384	-5.96	1.504	0.60	877	15.4	35.1	46.0	1.352	9.25E-03	3.28E-02	1.57E-02	1.72E-02	Decoupled	DOWN
10/3/12 10:53 AM	10385	-5.94	1.505	0.60	1048	17.2	37.9	50.5	1.377	8.63E-03	2.98E-02	1.45E-02	1.53E-02	Decoupled	DOWN
10/3/12 12:06 PM	10386	-5.94	1.505	0.60	993	16.6	37.1	49.9	1.370	8.80E-03	3.07E-02	1.48E-02	1.59E-02	Decoupled	DOWN
10/3/12 2:08 PM	10387	-5.96	1.507	0.60	1059	17.0	38.2	50.1	1.374	8.71E-03	2.97E-02	1.42E-02	1.54E-02	Decoupled	DOWN
10/3/12 3:40 PM	10388	-5.90	1.506	0.60	973	16.6	36.5	47.8	1.368	8.85E-03	3.08E-02	1.51E-02	1.57E-02	Decoupled	DOWN
10/4/12 9:57 AM	10389	-5.96	1.505	0.60	1065	17.3	38.6	52.3	1.368	8.85E-03	2.98E-02	1.43E-02	1.56E-02	Decoupled	DOWN
10/4/12 11:06 AM	10390	-5.99	1.504	0.60	1148	18.1	39.9	51.6	1.403	8.09E-03	2.88E-02	1.40E-02	1.48E-02	Decoupled	DOWN
10/4/12 12:04 PM	10391	-5.97	1.505	0.60	1072	17.7	38.8	51.6	1.370	8.81E-03	2.99E-02	1.46E-02	1.53E-02	Decoupled	DOWN

DATE/TIME	RUN	ρ_{exp}	ρ_{shot}	RHU (sec)	P_{max} (MW)	E_{pk} (MJ)	$E_{pk+3\Gamma}$ (MJ)	E_{TOT} (MJ)	ρ_{sys}	τ_0(sec)	Γ (sec)	$(\Gamma/2)_{LE}$ (sec)	$(\Gamma/2)_{TE}$ (sec)	FREC	FREC Rods
10/4/12 1:57 PM	10392	-5.97	1.506	0.60	1141	18.3	39.8	53.2	1.391	8.34E-03	2.88E-02	1.42E-02	1.47E-02	Decoupled	DOWN
10/4/12 3:41 PM	10394	-5.98	1.504	0.60	1123	18.3	39.8	51.9	1.392	8.33E-03	2.94E-02	1.45E-02	1.49E-02	Decoupled	DOWN
10/9/12 9:30 AM	10395	-5.96	1.504	0.60	1007	16.7	37.5	50.3	1.394	8.27E-03	3.08E-02	1.48E-02	1.60E-02	Decoupled	DOWN
10/9/12 10:48 AM	10396	-5.96	1.505	0.60	1029	16.9	38.1	51.8	1.377	8.64E-03	3.05E-02	1.44E-02	1.61E-02	Decoupled	DOWN
10/9/12 1:03 PM	10397	-5.97	1.504	0.60	948	16.1	36.8	53.5	1.377	8.65E-03	3.18E-02	1.50E-02	1.68E-02	Decoupled	DOWN
10/9/12 2:12 PM	10398	-5.96	1.504	0.60	887	15.9	35.4	47.1	1.353	9.22E-03	3.27E-02	1.60E-02	1.67E-02	Decoupled	DOWN
10/9/12 3:41 PM	10399	-6.00	2.009	0.40	5189	41.1	86.4	103.9	1.868	3.78E-03	1.44E-02	7.04E-03	7.40E-03	Decoupled	DOWN
10/10/12 9:57 AM	10400	-6.00	2.009	0.40	5462	42.2	89.0	110.3	1.880	3.73E-03	1.42E-02	6.88E-03	7.28E-03	Decoupled	DOWN
10/10/12 11:17 AM	10401	-6.01	2.011	0.40	5398	41.7	88.4	108.3	1.880	3.73E-03	1.42E-02	6.88E-03	7.36E-03	Decoupled	DOWN
10/10/12 1:36 PM	10402	-5.97	2.009	0.40	5512	42.4	89.2	110.5	1.896	3.66E-03	1.41E-02	6.88E-03	7.20E-03	Decoupled	DOWN
10/10/12 3:06 PM	10403	-5.95	2.008	0.40	5482	42.4	89.1	109.3	1.895	3.67E-03	1.42E-02	6.92E-03	7.24E-03	Decoupled	DOWN
10/11/12 11:08 AM	10404	-6.00	2.392	0.40	11551	65.0	133.9	171.9	2.239	2.65E-03	1.02E-02	5.04E-03	5.12E-03	Decoupled	DOWN
10/11/12 12:44 PM	10405	-5.99	2.391	0.40	10979	62.3	130.1	173.5	2.210	2.72E-03	1.04E-02	5.04E-03	5.32E-03	Decoupled	DOWN
10/11/12 2:38 PM	10406	-6.01	2.393	0.40	11687	64.8	134.5	168.8	2.237	2.66E-03	1.01E-02	4.96E-03	5.16E-03	Decoupled	DOWN
10/11/12 4:16 PM	10407	-6.00	2.393	0.40	11177	62.8	131.0	187.0	2.210	2.71E-03	1.02E-02	5.00E-03	5.24E-03	Decoupled	DOWN
10/16/12 9:55 AM	10408	-5.97	1.239	0.70	162	6.8	19.2	25.2	1.137	2.25E-02	8.11E-02	3.67E-02	4.44E-02	Decoupled	DOWN
10/16/12 11:38 AM	10409	-5.97	1.239	0.70	127	6.2	18.5	24.3	1.116	2.61E-02	9.47E-02	4.35E-02	5.12E-02	Decoupled	DOWN
10/16/12 1:33 PM	10410	-5.97	1.240	0.70	135	6.5	18.8	24.2	1.118	2.56E-02	9.15E-02	4.25E-02	4.90E-02	Decoupled	DOWN
10/16/12 3:11 PM	10411	-5.96	1.243	0.70	127	6.3	18.0	22.6	1.120	2.54E-02	9.38E-02	4.40E-02	4.98E-02	Decoupled	DOWN
10/16/12 5:07 PM	10412	-5.96	1.249	0.70	149	6.6	19.1	23.2	1.129	2.38E-02	8.68E-02	3.98E-02	4.70E-02	Decoupled	DOWN
10/17/12 10:34 AM	10413	-5.97	1.672	0.40	2004	23.5	52.1	71.2	1.562	5.82E-03	2.21E-02	1.04E-02	1.17E-02	Decoupled	DOWN
10/17/12 12:06 PM	10414	-5.98	1.687	0.40	2101	24.5	53.2	63.3	1.560	5.85E-03	2.15E-02	1.03E-02	1.12E-02	Decoupled	DOWN
10/17/12 2:04 PM	10415	-5.99	1.692	0.40	2224	25.2	54.7	64.4	1.574	5.71E-03	2.09E-02	1.00E-02	1.09E-02	Decoupled	DOWN
10/17/12 3:29 PM	10416	-5.99	1.692	0.40	2176	25.4	54.0	63.9	1.561	5.84E-03	2.11E-02	1.04E-02	1.07E-02	Decoupled	DOWN
10/18/12 2:47 PM	10418	-5.99	1.691	0.40	2207	25.2	55.0	70.2	1.573	5.71E-03	2.12E-02	1.02E-02	1.10E-02	Decoupled	DOWN
10/18/12 3:31 PM	10419	-5.99	1.690	0.40	2190	25.5	54.9	68.8	1.561	5.84E-03	2.13E-02	1.04E-02	1.10E-02	Decoupled	DOWN
10/23/12 11:54 AM	10420	-5.82	1.238	0.40	125	5.4	9.9	11.1	1.112	2.69E-02	6.79E-02	3.76E-02	3.02E-02	Decoupled	DOWN
10/23/12 2:13 PM	10421	-5.81	1.354	0.40	351	10.0	23.2	26.0	1.210	1.52E-02	5.24E-02	2.54E-02	2.71E-02	Decoupled	DOWN
10/23/12 3:35 PM	10422	-5.84	1.710	0.40	1948	22.5	47.2	53.7	1.544	6.02E-03	2.11E-02	1.03E-02	1.08E-02	Decoupled	DOWN

DATE/TIME	RUN	ρ_{exp}	ρ_{shot}	RHU (sec)	P_{max} (MW)	E_{pk} (MJ)	$E_{pk+3\Gamma}$ (MJ)	E_{TOT} (MJ)	ρ_{sys}	τ_0(sec)	Γ (sec)	$(\Gamma/2)_{LE}$ (sec)	$(\Gamma/2)_{TE}$ (sec)	FREC	FREC Rods
10/24/12 10:24 AM	10423	-5.84	1.237	0.40	141	5.8	10.8	12.9	1.129	2.38E-02	6.57E-02	3.56E-02	3.00E-02	Decoupled	DOWN
10/24/12 12:05 PM	10424	-5.82	1.353	0.40	390	10.3	23.8	26.3	1.224	1.43E-02	4.87E-02	2.34E-02	2.54E-02	Decoupled	DOWN
10/25/12 11:34 AM	10427	-5.85	1.352	0.40	406	10.2	24.8	27.3	1.234	1.37E-02	4.78E-02	2.20E-02	2.58E-02	Decoupled	DOWN
10/25/12 2:21 PM	10428	-5.84	2.000	0.40	5234	41.3	86.8	101.7	1.855	3.84E-03	1.44E-02	7.04E-03	7.40E-03	Decoupled	DOWN
10/30/12 10:51 AM	10430	-5.73	1.236	0.40	67	2.8	5.3	9.4	1.107	2.78E-02	6.67E-02	3.48E-02	3.19E-02	Decoupled	DOWN
10/30/12 12:21 PM	10431	-5.75	1.705	0.25	1816	22.0	45.1	49.1	1.575	5.70E-03	2.16E-02	1.08E-02	1.08E-02	Decoupled	DOWN
10/30/12 3:05 PM	10432	-5.77	1.999	0.40	5209	41.6	86.7	102.3	1.862	3.81E-03	1.45E-02	7.12E-03	7.36E-03	Decoupled	DOWN
11/7/12 4:44 PM	10435	0.70	1.698	0.60	2293	27.5	60.1	82.1	1.574	5.71E-03	2.24E-02	1.07E-02	1.17E-02	Decoupled	DOWN
11/8/12 10:02 AM	10436	0.70	1.700	0.60	2426	28.4	61.7	80.0	1.571	5.73E-03	2.18E-02	1.04E-02	1.14E-02	Decoupled	DOWN
11/8/12 1:55 PM	10437	0.69	1.281	0.70	257	9.2	23.3	30.0	1.164	1.92E-02	6.72E-02	3.17E-02	3.55E-02	Decoupled	DOWN
11/8/12 3:46 PM	10438	0.70	1.471	0.60	797	16.3	36.4	51.4	1.320	1.01E-02	3.74E-02	1.84E-02	1.89E-02	Decoupled	DOWN
11/12/12 3:53 PM	10439	0.67	2.249	0.35	9287	61.0	128.5	146.7	2.074	3.06E-03	1.21E-02	5.88E-03	6.24E-03	Decoupled	DOWN
11/13/12 10:34 AM	10440	0.70	1.281	0.40	242	9.3	20.6	23.9	1.178	1.78E-02	7.04E-02	3.46E-02	3.58E-02	Decoupled	DOWN
11/13/12 11:46 AM	10441	0.70	1.281	0.40	273	9.8	21.9	24.2	1.197	1.61E-02	6.60E-02	3.20E-02	3.40E-02	Decoupled	DOWN
11/13/12 2:15 PM	10442	0.68	1.540	0.25	529	9.3	19.4	22.3	1.436	7.48E-03	3.24E-02	1.58E-02	1.67E-02	Decoupled	DOWN
11/14/12 10:28 AM	10444	0.67	1.698	0.25	1772	22.9	46.8	52.7	1.582	5.63E-03	2.31E-02	1.16E-02	1.15E-02	Decoupled	DOWN
11/14/12 2:10 PM	10445	0.68	1.820	0.25	3230	33.2	68.9	80.7	1.701	4.68E-03	1.86E-02	9.16E-03	9.44E-03	Decoupled	DOWN
11/14/12 4:15 PM	10446	0.68	1.779	0.25	2678	29.3	60.8	68.7	1.646	5.08E-03	1.99E-02	9.76E-03	1.01E-02	Decoupled	DOWN
11/15/12 10:18 AM	10447	0.70	1.880	0.25	3746	36.2	75.4	86.2	1.749	4.38E-03	1.76E-02	8.64E-03	8.96E-03	Decoupled	DOWN
11/15/12 12:49 PM	10448	0.70	1.940	0.25	4338	39.4	81.9	91.2	1.771	4.25E-03	1.65E-02	8.12E-03	8.40E-03	Decoupled	DOWN
11/15/12 3:35 PM	10449	0.68	2.040	0.25	5690	45.6	96.5	106.2	1.897	3.66E-03	1.49E-02	7.16E-03	7.72E-03	Decoupled	DOWN
11/20/12 10:44 AM	10450	0.70	2.159	0.25	7617	53.8	114.4	130.9	1.957	3.43E-03	1.32E-02	6.28E-03	6.88E-03	Decoupled	DOWN
11/27/12 10:47 AM	10459	-5.78	1.237	0.40	98	4.7	8.7	9.7	1.099	2.98E-02	7.63E-02	4.20E-02	3.42E-02	Decoupled	DOWN
11/27/12 12:27 PM	10460	-5.80	1.706	0.25	1820	21.7	45.3	52.4	1.541	6.05E-03	2.16E-02	1.07E-02	1.10E-02	Decoupled	DOWN
11/27/12 3:01 PM	10461	-5.84	1.999	0.40	5174	40.6	86.5	102.6	1.861	3.81E-03	1.45E-02	7.00E-03	7.52E-03	Decoupled	DOWN
11/28/12 9:52 AM	10462	-5.83	1.238	0.40	159	6.8	13.3	14.7	1.128	2.39E-02	7.24E-02	3.78E-02	3.46E-02	Decoupled	DOWN
11/28/12 11:31 AM	10463	-5.80	1.706	0.25	1785	21.3	44.8	49.1	1.541	6.05E-03	2.18E-02	1.06E-02	1.12E-02	Decoupled	DOWN
11/28/12 2:07 PM	10464	-5.84	1.999	0.40	5231	41.4	87.0	101.4	1.875	3.75E-03	1.44E-02	7.04E-03	7.40E-03	Decoupled	DOWN
11/29/12 10:39 AM	10465	-5.84	1.352	0.40	451	10.9	25.4	27.9	1.236	1.36E-02	4.53E-02	2.13E-02	2.40E-02	Decoupled	DOWN

DATE/TIME	RUN	ρ_{exp}	ρ_{shot}	RHU (sec)	P_{max} (MW)	E_{pk} (MJ)	$E_{pk+3\Gamma}$ (MJ)	E_{TOT} (MJ)	ρ_{sys}	τ_0(sec)	Γ (sec)	$(\Gamma/2)_{LE}$ (sec)	$(\Gamma/2)_{TE}$ (sec)	FREC	FREC Rods
11/29/12 12:25 PM	10466	-5.84	1.352	0.40	407	10.4	24.6	26.1	1.231	1.39E-02	4.82E-02	2.26E-02	2.57E-02	Decoupled	DOWN
11/29/12 3:19 PM	10467	-5.84	1.236	0.40	90	3.5	6.5	6.8	1.114	2.65E-02	6.20E-02	3.27E-02	2.93E-02	Decoupled	DOWN
12/5/12 12:45 PM	10478	-5.81	1.710	0.25	2005	22.7	48.0	55.0	1.590	5.55E-03	2.08E-02	1.01E-02	1.07E-02	Decoupled	DOWN
12/6/12 10:19 AM	10480	-5.81	1.701	0.25	1822	21.5	45.3	50.5	1.556	5.89E-03	2.16E-02	1.05E-02	1.11E-02	Decoupled	DOWN
12/6/12 12:04 PM	10481	-5.81	1.701	0.25	1759	21.3	44.4	51.5	1.540	6.06E-03	2.19E-02	1.08E-02	1.12E-02	Decoupled	DOWN
12/6/12 2:41 PM	10482	-5.81	1.999	0.40	5162	40.8	85.9	97.8	1.911	3.61E-03	1.45E-02	7.04E-03	7.44E-03	Decoupled	DOWN
12/6/12 3:51 PM	10483	-5.87	2.012	0.40	5503	41.7	88.7	101.3	1.890	3.69E-03	1.40E-02	6.76E-03	7.28E-03	Decoupled	DOWN
12/11/12 10:53 AM	10484	0.00	1.500	0.40	1578	22.9	49.3	57.0	1.456	7.17E-03	2.63E-02	1.29E-02	1.34E-02	Decoupled	DOWN
12/12/12 2:22 PM	10486	0.00	3.000	0.40	30944	117.7	245.9	285.0	2.830	1.80E-03	7.04E-03	3.40E-03	3.64E-03	Decoupled	DOWN
12/12/12 4:36 PM	10487	-6.19	1.354	0.40	388	10.7	23.6	27.3	1.224	1.43E-02	4.94E-02	2.46E-02	2.48E-02	Decoupled	DOWN
12/13/12 11:51 AM	10489	-6.19	1.348	0.40	331	9.6	22.3	25.0	1.205	1.55E-02	5.42E-02	2.57E-02	2.85E-02	Decoupled	DOWN
12/13/12 3:21 PM	10491	-6.20	1.348	0.40	350	9.6	22.5	27.0	1.189	1.68E-02	5.17E-02	2.40E-02	2.78E-02	Decoupled	DOWN
5/23/13 4:04 PM	10499	0.00	1.500	0.40	606	13.6	30.8	34.8	1.275	1.17E-02	4.13E-02	1.98E-02	2.15E-02	Decoupled	DOWN
6/3/13 4:34 PM	10503	0.00	1.501	0.40	1446	22.0	47.2	55.4	1.465	7.02E-03	2.74E-02	1.36E-02	1.38E-02	Decoupled	DOWN
6/14/13 3:43 PM	10516	0.04	3.001	0.40	26616	107.1	223.1	256.4	2.758	1.87E-03	7.40E-03	3.60E-03	3.80E-03	Decoupled	DOWN
6/18/13 3:03 PM	10519	1.00	1.706	0.25	1695	20.3	42.2	47.2	1.589	5.56E-03	2.15E-02	1.06E-02	1.10E-02	Decoupled	DOWN
6/19/13 10:12 AM	10520	-5.75	1.237	0.40	21	0.9	1.3	1.3	1.081	3.47E-02	5.42E-02	3.49E-02	1.93E-02	Decoupled	DOWN
6/19/13 11:52 AM	10521	-5.75	1.247	0.40	90	4.2	7.2	10.9	1.108	2.76E-02	6.77E-02	4.08E-02	2.69E-02	Decoupled	DOWN
6/19/13 2:14 PM	10522	-5.76	1.354	0.40	322	8.5	21.4	23.5	1.206	1.55E-02	5.21E-02	2.24E-02	2.98E-02	Decoupled	DOWN
6/20/13 10:00 AM	10523	-5.75	1.247	0.40	53	2.3	3.9	6.7	1.107	2.78E-02	6.40E-02	3.59E-02	2.81E-02	Decoupled	DOWN
6/20/13 11:44 AM	10524	-5.75	1.352	0.40	313	8.7	20.2	22.7	1.220	1.46E-02	5.26E-02	2.42E-02	2.84E-02	Decoupled	DOWN
6/20/13 2:15 PM	10525	-5.76	1.709	0.25	1674	20.2	41.9	46.5	1.556	5.89E-03	2.16E-02	1.06E-02	1.10E-02	Decoupled	DOWN
6/25/13 11:01 AM	10530	0.79	2.249	0.40	8424	56.4	118.9	140.7	1.923	3.56E-03	1.23E-02	5.92E-03	6.36E-03	Decoupled	DOWN
6/25/13 3:30 PM	10532	0.78	1.689	0.35	2402	27.3	58.7	70.0	1.541	6.05E-03	2.37E-02	1.28E-02	1.09E-02	Decoupled	DOWN
6/26/13 10:34 AM	10533	0.84	2.268	0.40	8713	57.3	120.9	141.6	2.074	3.06E-03	1.21E-02	5.84E-03	6.28E-03	Decoupled	DOWN
6/26/13 2:39 PM	10534	0.83	2.280	0.40	8919	57.6	122.2	158.1	2.026	3.20E-03	1.20E-02	5.76E-03	6.24E-03	Decoupled	DOWN
6/27/13 9:30 AM	10535	0.78	2.276	0.40	9060	58.9	123.5	143.8	2.098	2.99E-03	1.19E-02	5.80E-03	6.12E-03	Decoupled	DOWN
6/27/13 1:37 PM	10536	0.76	2.277	0.40	9020	58.7	123.0	145.2	2.063	3.09E-03	1.19E-02	5.80E-03	6.12E-03	Decoupled	DOWN
7/3/13 10:07 AM	10538	0.73	2.278	0.40	8894	57.8	122.3	139.8	2.055	3.11E-03	1.20E-02	5.76E-03	6.24E-03	Decoupled	DOWN

DATE/TIME	RUN	ρ_{exp}	ρ_{shot}	RHU (sec)	P_{max} (MW)	E_{pk} (MJ)	$E_{pk+3\Gamma}$ (MJ)	E_{TOT} (MJ)	ρ_{sys}	τ_0(sec)	Γ (sec)	$(\Gamma/2)_{LE}$ (sec)	$(\Gamma/2)_{TE}$ (sec)	FREC	FREC Rods
7/3/13 10:07 AM	10539	0.73	2.278	0.40	8894	57.8	122.3	139.7	2.039	3.16E-03	1.20E-02	5.76E-03	6.24E-03	Decoupled	DOWN
7/8/13 1:42 PM	10541	0.69	2.284	0.40	9272	59.3	124.5	142.3	2.061	3.10E-03	1.18E-02	5.72E-03	6.04E-03	Decoupled	DOWN
7/9/13 9:30 AM	10542	0.71	2.284	0.40	8863	57.2	120.5	139.4	2.067	3.08E-03	1.18E-02	5.72E-03	6.12E-03	Decoupled	DOWN
7/9/13 1:56 PM	10543	0.25	2.285	0.40	9319	58.6	121.4	143.3	2.089	3.02E-03	1.14E-02	5.60E-03	5.84E-03	Decoupled	DOWN
7/10/13 9:25 AM	10544	0.24	2.284	0.40	9410	59.5	123.4	144.4	2.080	3.04E-03	1.14E-02	5.60E-03	5.84E-03	Decoupled	DOWN
7/10/13 1:48 PM	10545	0.17	2.284	0.40	9911	62.1	125.6	140.6	2.131	2.90E-03	1.11E-02	5.60E-03	5.48E-03	Decoupled	DOWN
7/11/13 9:19 AM	10546	0.20	2.285	0.40	9442	59.9	124.0	143.1	2.081	3.04E-03	1.15E-02	5.64E-03	5.84E-03	Decoupled	DOWN
7/11/13 2:05 PM	10547	0.63	2.286	0.40	8915	57.3	120.5	140.5	2.022	3.21E-03	1.18E-02	5.72E-03	6.08E-03	Decoupled	DOWN
7/12/13 2:26 PM	10549	0.70	1.689	0.35	2047	25.6	54.6	62.5	1.514	6.36E-03	2.28E-02	1.11E-02	1.16E-02	Decoupled	DOWN
7/16/13 11:36 AM	10550	-5.83	1.762	0.40	2688	27.3	57.2	69.7	1.637	5.15E-03	1.84E-02	9.04E-03	9.32E-03	Decoupled	DOWN
7/16/13 12:49 PM	10551	-5.88	1.791	0.40	2933	28.8	60.8	74.7	1.688	4.76E-03	1.78E-02	8.72E-03	9.12E-03	Decoupled	DOWN
7/17/13 11:05 AM	10552	-5.82	2.640	0.60	15195	71.7	150.5	188.6	2.472	2.23E-03	8.72E-03	4.20E-03	4.52E-03	Decoupled	DOWN
7/18/13 11:34 AM	10555	-5.79	1.791	0.40	2844	28.4	59.2	70.7	1.634	5.17E-03	1.80E-02	8.88E-03	9.08E-03	Decoupled	DOWN
7/23/13 10:32 AM	10556	-5.80	1.245	0.40	126	5.3	9.2	13.6	1.200	1.59E-02	6.25E-02	3.61E-02	2.64E-02	Decoupled	DOWN
7/25/13 11:23 AM	10558	-5.80	1.245	0.40	86	3.8	6.4	10.6	1.293	1.10E-02	6.39E-02	3.79E-02	2.60E-02	Decoupled	DOWN
7/25/13 1:14 PM	10559	-5.80	1.354	0.40	353	9.6	21.0	26.9	1.271	1.19E-02	4.86E-02	2.40E-02	2.46E-02	Decoupled	DOWN
7/25/13 3:42 PM	10560	-5.80	1.708	0.25	1618	19.7	40.5	45.5	1.541	6.05E-03	2.18E-02	1.08E-02	1.09E-02	Decoupled	DOWN
7/26/13 9:57 AM	10561	-5.82	1.245	0.40	158	5.4	10.7	13.1	1.449	7.27E-03	5.82E-02	2.98E-02	2.85E-02	Decoupled	DOWN
7/26/13 11:22 AM	10562	-5.78	1.354	0.40	318	8.6	20.0	23.5	1.229	1.40E-02	5.14E-02	2.36E-02	2.78E-02	Decoupled	DOWN
7/26/13 1:52 PM	10563	-5.82	1.707	0.25	1751	20.0	42.6	47.0	1.566	5.78E-03	2.11E-02	1.01E-02	1.10E-02	Decoupled	DOWN
7/29/13 2:38 PM	10564	0.00	3.120	4.00	30549	117.9	244.7	307.4	2.701	1.93E-03	7.04E-03	3.40E-03	3.64E-03	Decoupled	DOWN
7/30/13 9:37 AM	10565	-5.79	1.245	0.40	63	2.6	4.7	4.8	1.117	2.59E-02	6.34E-02	3.47E-02	2.87E-02	Decoupled	DOWN
7/30/13 12:33 PM	10567	-5.80	1.354	0.40	377	9.7	22.1	25.1	1.262	1.23E-02	4.72E-02	2.26E-02	2.46E-02	Decoupled	DOWN
7/30/13 2:42 PM	10568	-5.82	1.708	0.25	1678	20.1	41.6	45.6	1.580	5.64E-03	2.15E-02	1.06E-02	1.09E-02	Decoupled	DOWN
7/31/13 9:40 AM	10569	-5.80	1.248	0.40	81	3.1	5.7	6.3	1.161	1.95E-02	6.02E-02	3.29E-02	2.73E-02	Decoupled	DOWN
7/31/13 11:05 AM	10570	-5.79	1.353	0.40	349	8.7	21.0	23.8	1.236	1.36E-02	4.93E-02	2.22E-02	2.72E-02	Decoupled	DOWN
7/31/13 2:10 PM	10571	-5.80	1.709	0.40	1638	20.0	40.9	46.2	1.598	5.48E-03	2.17E-02	1.09E-02	1.08E-02	Decoupled	DOWN
8/1/13 10:15 AM	10572	-5.84	1.249	0.40	168	5.8	11.4	12.0	1.178	1.78E-02	5.82E-02	3.02E-02	2.81E-02	Decoupled	DOWN
8/1/13 12:05 PM	10573	-5.81	1.353	0.40	370	9.3	21.6	25.4	1.292	1.11E-02	4.70E-02	2.22E-02	2.48E-02	Decoupled	DOWN

DATE/TIME	RUN	ρ_{exp}	ρ_{shot}	RHU (sec)	P_{max} (MW)	E_{pk} (MJ)	$E_{pk+3\Gamma}$ (MJ)	E_{TOT} (MJ)	ρ_{sys}	τ_0(sec)	Γ (sec)	$(\Gamma/2)_{LE}$ (sec)	$(\Gamma/2)_{TE}$ (sec)	FREC	FREC Rods
8/6/13 10:28 AM	10577	-5.82	1.354	0.40	423	10.6	23.7	28.4	1.265	1.22E-02	4.46E-02	2.16E-02	2.30E-02	Decoupled	DOWN
8/6/13 11:10 AM	10578	-5.82	1.705	0.25	1814	21.2	44.2	50.7	1.480	6.82E-03	2.12E-02	1.04E-02	1.08E-02	Decoupled	DOWN
8/6/13 2:04 PM	10579	-5.82	1.355	0.40	399	10.7	22.5	26.0	1.243	1.33E-02	4.58E-02	2.38E-02	2.20E-02	Decoupled	DOWN
8/6/13 2:41 PM	10580	-5.82	1.704	0.25	1686	20.5	42.1	48.3	1.556	5.89E-03	2.16E-02	1.08E-02	1.08E-02	Decoupled	DOWN
8/7/13 10:17 AM	10581	-5.82	1.704	0.25	1918	21.7	45.7	50.8	1.560	5.84E-03	2.07E-02	1.00E-02	1.07E-02	Decoupled	DOWN
8/7/13 10:53 AM	10582	-5.83	1.705	0.25	1722	21.3	42.8	49.1	1.597	5.49E-03	2.15E-02	1.10E-02	1.05E-02	Decoupled	DOWN
8/7/13 2:49 PM	10583	-5.83	1.354	0.40	440	10.4	23.9	26.6	1.294	1.10E-02	4.39E-02	2.08E-02	2.32E-02	Decoupled	DOWN
8/7/13 3:29 PM	10584	-5.82	1.704	0.25	1766	21.6	43.5	50.5	1.607	5.40E-03	2.13E-02	1.08E-02	1.04E-02	Decoupled	DOWN
8/8/13 10:19 AM	10585	-5.79	1.355	0.40	358	9.7	21.5	25.5	1.264	1.22E-02	4.87E-02	2.42E-02	2.45E-02	Decoupled	DOWN
8/8/13 11:05 AM	10586	-5.81	1.705	0.25	1662	19.3	42.0	47.5	1.511	6.40E-03	2.19E-02	1.02E-02	1.17E-02	Decoupled	DOWN
8/8/13 2:16 PM	10587	-5.80	1.706	0.25	1746	20.9	43.2	48.8	1.571	5.74E-03	2.14E-02	1.05E-02	1.08E-02	Decoupled	DOWN
8/8/13 2:51 PM	10588	-5.84	1.705	0.25	1768	20.8	43.9	48.4	1.549	5.96E-03	2.15E-02	1.04E-02	1.11E-02	Decoupled	DOWN
8/13/13 10:22 AM	10589	0.75	2.286	0.40	8690	55.0	119.4	135.6	2.042	3.15E-03	1.20E-02	5.64E-03	6.40E-03	Decoupled	DOWN
8/13/13 2:23 PM	10590	0.79	1.699	0.30	2161	26.5	55.6	75.1	1.557	5.88E-03	2.20E-02	1.08E-02	1.12E-02	Decoupled	DOWN
8/14/13 10:18 AM	10591	0.77	2.293	0.40	8796	57.4	120.0	135.0	2.069	3.07E-03	1.19E-02	5.80E-03	6.12E-03	Decoupled	DOWN
8/14/13 2:20 PM	10592	0.72	1.690	0.35	2144	26.0	55.3	62.1	1.560	5.84E-03	2.20E-02	1.07E-02	1.13E-02	Decoupled	DOWN
8/15/13 9:53 AM	10593	0.75	1.691	0.35	1507	18.8	40.4	49.8	1.593	5.52E-03	2.28E-02	1.10E-02	1.17E-02	Decoupled	DOWN
8/15/13 1:01 PM	10594	0.02	1.499	0.40	1305	19.2	42.5	54.3	1.433	7.54E-03	2.73E-02	1.30E-02	1.43E-02	Decoupled	DOWN
8/20/13 9:40 AM	10596	-0.16	1.499	0.40	1280	20.2	42.6	49.4	1.475	6.88E-03	2.77E-02	1.39E-02	1.38E-02	Decoupled	DOWN
8/20/13 2:14 PM	10597	0.04	1.500	0.40	1330	19.3	43.1	52.6	1.519	6.31E-03	2.72E-02	1.29E-02	1.43E-02	Decoupled	DOWN
8/21/13 10:05 AM	10598	-0.05	1.499	0.40	1468	20.8	45.3	53.7	1.435	7.51E-03	2.61E-02	1.27E-02	1.34E-02	Decoupled	DOWN
8/21/13 3:28 PM	10599	-2.72	1.502	0.40	944	17.4	39.3	46.8	1.317	1.02E-02	3.46E-02	1.64E-02	1.82E-02	Decoupled	DOWN
8/22/13 10:55 AM	10600	-2.69	1.502	0.40	792	15.8	36.4	42.2	1.335	9.70E-03	3.78E-02	1.75E-02	2.03E-02	Decoupled	DOWN
8/22/13 2:53 PM	10601	-2.51	1.531	0.40	1106	19.5	42.3	48.2	1.408	8.00E-03	3.18E-02	1.57E-02	1.61E-02	Decoupled	DOWN
8/27/13 9:48 AM	10602	-5.79	1.354	0.40	310	8.5	20.5	24.5	1.274	1.18E-02	5.25E-02	2.31E-02	2.94E-02	Decoupled	DOWN
8/27/13 11:46 AM	10603	-5.82	1.707	0.25	1628	19.6	40.9	44.9	1.611	5.36E-03	2.18E-02	1.06E-02	1.12E-02	Decoupled	DOWN
8/27/13 2:31 PM	10604	-5.85	1.713	0.25	1782	19.3	43.1	49.1	1.626	5.24E-03	2.10E-02	9.52E-03	1.15E-02	Decoupled	DOWN
8/28/13 9:56 AM	10605	-5.85	1.246	0.40	145	5.0	10.2	11.8	1.513	6.37E-03	6.08E-02	2.94E-02	3.14E-02	Decoupled	DOWN
8/28/13 11:30 AM	10606	-5.85	1.353	0.40	6194	386.3	858.7	1230.7	1.279	1.16E-02	1.02E-01	5.90E-02	4.26E-02	Decoupled	DOWN

DATE/TIME	RUN	ρ_{exp}	ρ_{shot}	RHU (sec)	P_{max} (MW)	E_{pk} (MJ)	$E_{pk+3\Gamma}$ (MJ)	E_{TOT} (MJ)	ρ_{sys}	τ_0(sec)	Γ (sec)	$(\Gamma/2)_{LE}$ (sec)	$(\Gamma/2)_{TE}$ (sec)	FREC	FREC Rods
8/28/13 2:32 PM	10607	-5.84	1.998	0.40	4805	37.4	79.5	94.9	1.875	3.75E-03	1.44E-02	6.92E-03	7.44E-03	Decoupled	DOWN
8/29/13 9:34 AM	10608	-5.86	1.711	0.25	1874	21.1	44.6	49.8	1.615	5.33E-03	2.07E-02	1.00E-02	1.07E-02	Decoupled	DOWN
8/29/13 11:26 AM	10609	5.85	1.711	0.25	1730	20.3	42.3	49.9	1.593	5.52E-03	2.12E-02	1.04E-02	1.08E-02	Decoupled	DOWN
9/3/13 3:22 PM	10611	-5.78	1.244	0.40	46	1.9	3.3	6.4	1.135	2.29E-02	6.22E-02	3.34E-02	2.88E-02	Decoupled	DOWN
9/3/13 5:05 PM	10612	-5.81	1.355	0.40	360	8.2	22.3	23.8	1.236	1.36E-02	5.00E-02	1.90E-02	3.10E-02	Decoupled	DOWN
9/4/13 9:47 AM	10613	-5.80	1.248	0.40	88	3.2	6.1	10.1	1.310	1.04E-02	5.88E-02	2.84E-02	3.04E-02	Decoupled	DOWN
9/4/13 11:17 AM	10614	-5.81	1.712	0.25	1761	20.5	43.0	49.5	1.555	5.90E-03	2.12E-02	1.03E-02	1.09E-02	Decoupled	DOWN
9/4/13 2:10 PM	10615	-5.83	1.711	0.25	1762	21.0	43.3	52.1	1.559	5.85E-03	2.12E-02	1.04E-02	1.08E-02	Decoupled	DOWN
9/5/13 9:42 AM	10616	-5.83	1.250	0.40	156	6.4	10.9	12.0	1.366	8.89E-03	5.90E-02	3.54E-02	2.36E-02	Decoupled	DOWN
9/5/13 11:15 AM	10617	-5.81	1.353	0.40	333	9.7	21.4	25.5	1.343	9.47E-03	5.15E-02	2.47E-02	2.68E-02	Decoupled	DOWN
9/5/13 3:00 PM	10618	-5.84	1.931	0.25	3762	33.0	68.2	75.4	1.866	3.79E-03	1.58E-02	7.80E-03	7.96E-03	Decoupled	DOWN
9/6/13 10:27 AM	10619	-5.83	1.251	0.40	153	6.8	11.4	14.4	1.293	1.11E-02	6.30E-02	3.83E-02	2.47E-02	Decoupled	DOWN
9/6/13 11:58 AM	10620	-5.84	1.353	0.40	428	10.0	23.6	29.6	1.255	1.26E-02	4.38E-02	2.03E-02	2.34E-02	Decoupled	DOWN
9/6/13 2:13 PM	10621	-5.83	1.940	0.25	3940	33.6	70.1	76.9	1.847	3.87E-03	1.55E-02	7.56E-03	7.92E-03	Decoupled	DOWN
9/10/13 1:19 PM	10623	-2.64	1.326	0.40	373	10.6	23.8	26.9	1.249	1.30E-02	5.46E-02	2.51E-02	2.95E-02	Decoupled	DOWN
9/11/13 2:01 PM	10625	0.00	3.131	4.00	25321	114.0	220.1	289.1	2.816	1.81E-03	7.72E-03	4.08E-03	3.64E-03	Decoupled	DOWN
9/11/13 3:02 PM	10626	0.00	2.500	4.00	13758	71.6	150.0	204.2	2.339	2.45E-03	9.52E-03	4.60E-03	4.92E-03	Decoupled	DOWN
9/12/13 10:57 AM	10627	-2.59	1.304	0.40	201	7.3	14.3	19.6	1.179	1.77E-02	6.29E-02	3.21E-02	3.08E-02	Decoupled	DOWN
9/12/13 12:09 PM	10628	-2.63	1.525	0.40	1095	19.1	41.7	48.5	1.362	9.00E-03	3.17E-02	1.55E-02	1.62E-02	Decoupled	DOWN
9/12/13 3:23 PM	10629	-2.64	1.892	0.40	3859	38.3	79.8	92.7	1.718	4.57E-03	1.78E-02	8.76E-03	9.08E-03	Decoupled	DOWN
9/16/13 1:31 PM	10630	-2.56	2.346	0.40	9398	61.5	131.4	150.5	2.037	3.17E-03	1.22E-02	5.84E-03	6.36E-03	Decoupled	DOWN
9/17/13 10:31 AM	10631	-0.03	2.297	0.25	10791	61.6	129.8	148.2	2.216	2.70E-03	1.06E-02	5.08E-03	5.48E-03	Decoupled	DOWN
9/17/13 11:51 AM	10632	-0.03	1.500	0.25	480	8.4	16.9	22.2	1.412	7.93E-03	3.13E-02	1.55E-02	1.58E-02	Decoupled	DOWN
9/17/13 2:19 PM	10633	-0.23	1.516	0.40	1428	20.6	44.5	52.3	1.467	7.00E-03	2.64E-02	1.29E-02	1.35E-02	Decoupled	DOWN
9/18/13 10:04 AM	10634	-0.03	2.221	0.40	9539	58.7	121.9	138.2	2.128	2.91E-03	1.12E-02	5.48E-03	5.68E-03	Decoupled	DOWN
9/19/13 9:15 AM	10637	-0.03	2.300	0.40	11098	63.7	132.5	151.5	2.199	2.74E-03	1.05E-02	5.12E-03	5.36E-03	Decoupled	DOWN
9/19/13 10:33 AM	10638	-0.01	2.300	0.40	10949	62.9	132.2	157.7	2.227	2.68E-03	1.06E-02	5.12E-03	5.48E-03	Decoupled	DOWN
9/19/13 1:13 PM	10639	-0.02	2.300	0.40	10762	62.8	130.2	153.2	2.171	2.81E-03	1.06E-02	5.20E-03	5.40E-03	Decoupled	DOWN
9/24/13 10:43 AM	10640	-0.06	1.261	0.40	280	8.5	19.8	24.2	1.223	1.44E-02	5.98E-02	2.72E-02	3.27E-02	Decoupled	DOWN

DATE/TIME	RUN	ρ_{exp}	ρ_{shot}	RHU (sec)	P_{max} (MW)	E_{pk} (MJ)	$E_{pk+3\Gamma}$ (MJ)	E_{TOT} (MJ)	ρ_{sys}	τ_0(sec)	Γ (sec)	$(\Gamma/2)_{LE}$ (sec)	$(\Gamma/2)_{TE}$ (sec)	FREC	FREC Rods
9/24/13 1:06 PM	10641	0.01	1.469	0.40	1203	19.0	41.3	49.5	1.449	7.27E-03	2.86E-02	1.40E-02	1.46E-02	Decoupled	DOWN
9/24/13 2:32 PM	10642	0.02	1.880	0.40	4646	39.4	82.2	98.4	1.778	4.21E-03	1.54E-02	7.56E-03	7.84E-03	Decoupled	DOWN
9/25/13 10:07 AM	10643	0.07	2.270	0.40	10115	59.5	125.6	145.4	2.235	2.66E-03	1.09E-02	5.24E-03	5.64E-03	Decoupled	DOWN
9/25/13 1:15 PM	10644	0.05	1.890	0.40	4670	39.1	82.4	94.4	1.825	3.98E-03	1.54E-02	7.44E-03	7.92E-03	Decoupled	DOWN
9/30/13 1:28 PM	10646	0.00	2.000	0.40	6258	46.9	95.8	109.5	1.944	3.48E-03	1.34E-02	6.68E-03	6.68E-03	Decoupled	DOWN
10/2/13 9:18 AM	10649	0.09	2.300	0.40	10472	61.1	128.8	148.0	2.176	2.79E-03	1.08E-02	5.20E-03	5.56E-03	Decoupled	DOWN
10/3/13 8:42 AM	10650	0.03	2.300	0.40	10900	62.0	131.6	152.8	2.198	2.74E-03	1.06E-02	5.08E-03	5.52E-03	Decoupled	DOWN
10/8/13 11:00 AM	10651	-5.78	1.250	0.40	63	2.5	4.8	8.4	1.222	1.45E-02	6.44E-02	3.00E-02	3.45E-02	Decoupled	DOWN
10/8/13 3:01 PM	10653	-5.81	1.359	0.40	364	9.4	21.8	24.9	1.412	7.92E-03	4.78E-02	2.28E-02	2.50E-02	Decoupled	DOWN
10/9/13 10:49 AM	10654	-5.85	1.247	0.40	121	5.0	9.0	11.1	1.224	1.43E-02	6.30E-02	3.40E-02	2.90E-02	Decoupled	DOWN
10/9/13 12:27 PM	10655	-5.83	1.355	0.40	346	8.8	22.0	25.8	1.242	1.33E-02	5.02E-02	2.27E-02	2.76E-02	Decoupled	DOWN
10/9/13 2:50 PM	10656	-5.86	1.710	0.25	1785	21.1	43.5	51.9	1.581	5.64E-03	2.11E-02	1.05E-02	1.06E-02	Decoupled	DOWN
10/9/13 4:38 PM	10657	-5.84	1.711	0.40	1436	16.2	34.5	50.1	1.613	5.34E-03	2.02E-02	9.84E-03	1.04E-02	Decoupled	DOWN
10/10/13 9:34 AM	10658	-5.86	1.248	0.40	130	6.0	9.4	12.7	1.150	2.08E-02	6.25E-02	4.08E-02	2.17E-02	Decoupled	DOWN
10/10/13 11:07 AM	10659	-5.84	1.353	0.40	343	9.4	21.0	25.4	1.258	1.25E-02	4.94E-02	2.34E-02	2.60E-02	Decoupled	DOWN
10/15/13 9:33 AM	10660	-5.80	1.353	0.40	351	9.3	22.2	27.0	1.262	1.23E-02	5.01E-02	2.30E-02	2.71E-02	Decoupled	DOWN
10/15/13 1:43 PM	10661	-5.84	1.711	0.25	1835	19.9	44.6	48.8	1.573	5.71E-03	2.10E-02	9.40E-03	1.16E-02	Decoupled	DOWN
10/15/13 3:57 PM	10669	-5.84	1.711	0.25	1803	20.9	43.9	49.0	1.618	5.30E-03	2.11E-02	1.02E-02	1.09E-02	Decoupled	DOWN
10/17/13 1:37 PM	10670	-5.86	1.353	0.40	294	7.7	17.5	20.3	1.223	1.44E-02	4.68E-02	2.22E-02	2.46E-02	Decoupled	DOWN
10/17/13 3:11 PM	10671	-5.84	1.711	0.25	1720	20.3	42.9	46.7	1.552	5.94E-03	2.15E-02	1.04E-02	1.12E-02	Decoupled	DOWN
10/21/13 3:09 PM	10672	-0.17	2.212	0.40	9285	57.6	120.0	135.3	2.152	2.85E-03	1.13E-02	5.52E-03	5.76E-03	Decoupled	DOWN
10/22/13 9:52 AM	10673	-0.12	2.471	0.40	14005	71.9	151.0	169.8	2.384	2.37E-03	9.44E-03	4.56E-03	4.88E-03	Decoupled	DOWN
10/22/13 11:31 AM	10674	-0.14	2.790	0.40	20862	90.6	189.1	214.8	2.619	2.03E-03	8.00E-03	3.88E-03	4.12E-03	Decoupled	DOWN
10/22/13 2:12 PM	10675	-0.12	3.108	0.40	29658	113.7	235.8	270.6	2.790	1.84E-03	7.00E-03	3.40E-03	3.60E-03	Decoupled	DOWN
10/23/13 10:05 AM	10676	-0.09	2.210	0.40	9007	56.8	117.8	131.8	2.171	2.81E-03	1.14E-02	5.60E-03	5.84E-03	Decoupled	DOWN
10/23/13 11:40 AM	10677	-0.26	2.211	0.40	8888	55.7	116.6	133.1	2.072	3.06E-03	1.14E-02	5.56E-03	5.88E-03	Decoupled	DOWN
10/23/13 2:19 PM	10678	-0.46	2.210	0.40	9169	56.7	118.4	133.8	2.142	2.88E-03	1.13E-02	5.48E-03	5.80E-03	Decoupled	DOWN
10/28/13 2:13 PM	10679	0.02	1.500	0.40	1015	15.0	32.5	47.4	1.449	7.28E-03	2.67E-02	1.29E-02	1.38E-02	Decoupled	DOWN
10/29/13 10:40 AM	10681	-5.83	1.248	0.40	69	3.0	5.2	9.1	1.247	1.31E-02	6.24E-02	3.38E-02	2.86E-02	Decoupled	DOWN

DATE/TIME	RUN	ρ_{exp}	ρ_{shot}	RHU (sec)	P_{max} (MW)	E_{pk} (MJ)	$E_{pk+3\Gamma}$ (MJ)	E_{TOT} (MJ)	ρ_{sys}	τ_0(sec)	Γ (sec)	$(\Gamma/2)_{LE}$ (sec)	$(\Gamma/2)_{TE}$ (sec)	FREC	FREC Rods
10/29/13 12:19 PM	10682	-5.83	1.354	0.40	334	8.6	20.9	24.5	1.248	1.30E-02	5.08E-02	2.21E-02	2.86E-02	Decoupled	DOWN
10/29/13 2:43 PM	10683	-5.85	1.711	0.25	1720	20.4	42.6	48.0	1.595	5.51E-03	2.15E-02	1.05E-02	1.10E-02	Decoupled	DOWN
10/30/13 9:28 AM	10684	-5.84	1.248	0.40	84	3.1	5.7	5.7	1.189	1.68E-02	5.71E-02	2.82E-02	2.89E-02	Decoupled	DOWN
10/30/13 11:22 AM	10685	-5.83	1.354	0.40	382	10.0	22.3	25.0	1.262	1.23E-02	4.69E-02	2.24E-02	2.45E-02	Decoupled	DOWN
10/30/13 1:56 PM	10686	-5.85	1.711	0.25	1707	20.6	42.5	47.3	1.615	5.33E-03	2.15E-02	1.07E-02	1.08E-02	Decoupled	DOWN
10/31/13 9:18 AM	10687	-5.86	1.249	0.40	124	4.5	8.3	10.7	1.157	2.00E-02	5.78E-02	3.08E-02	2.70E-02	Decoupled	DOWN
10/31/13 10:39 AM	10688	-5.82	1.354	0.40	344	9.8	21.1	26.8	1.242	1.33E-02	5.05E-02	2.48E-02	2.56E-02	Decoupled	DOWN
10/31/13 12:18 PM	10689	-5.84	1.354	0.40	345	10.6	21.6	25.1	1.220	1.45E-02	5.04E-02	2.71E-02	2.33E-02	Decoupled	DOWN
10/31/13 2:49 PM	10690	-5.85	1.711	0.25	1737	20.5	43.2	52.2	1.587	5.58E-03	2.15E-02	1.04E-02	1.11E-02	Decoupled	DOWN
11/4/13 1:06 PM	10693	-0.07	3.120	0.40	29839	115.1	237.6	269.2	2.751	1.88E-03	7.04E-03	3.44E-03	3.60E-03	Decoupled	DOWN
11/4/13 1:29 PM	10694	-0.07	2.001	0.40	5389	43.0	89.8	105.9	1.816	4.02E-03	1.45E-02	7.12E-03	7.40E-03	Decoupled	DOWN
11/4/13 1:56 PM	10695	-0.05	2.003	0.40	5488	42.9	90.7	108.7	1.891	3.68E-03	1.45E-02	6.96E-03	7.52E-03	Decoupled	DOWN
11/4/13 2:23 PM	10696	-0.08	2.023	4.00	5942	45.1	94.6	147.8	1.907	3.62E-03	1.38E-02	6.72E-03	7.12E-03	Decoupled	DOWN
11/4/13 3:05 PM	10697	0.00	2.017	4.00	5390	42.5	89.9	142.2	1.897	3.66E-03	1.45E-02	6.96E-03	7.52E-03	Decoupled	DOWN
11/4/13 3:31 PM	10698	-0.01	2.010	4.00	5511	41.5	90.8	138.4	1.862	3.81E-03	1.44E-02	6.64E-03	7.72E-03	Decoupled	DOWN
11/4/13 4:12 PM	10699	-0.01	2.010	4.00	5289	43.1	89.3	144.1	1.900	3.65E-03	1.47E-02	7.24E-03	7.44E-03	Decoupled	DOWN
11/5/13 11:56 AM	10700	-0.05	1.259	0.40	276	9.2	20.7	29.3	1.174	1.81E-02	6.21E-02	2.94E-02	3.27E-02	Decoupled	DOWN
11/5/13 1:47 PM	10701	-0.06	1.496	0.25	534	9.0	18.6	21.8	1.414	7.88E-03	3.08E-02	1.49E-02	1.59E-02	Decoupled	DOWN
11/5/13 2:26 PM	10702	-0.03	1.702	0.25	2260	25.0	52.2	58.5	1.624	5.25E-03	2.01E-02	9.80E-03	1.03E-02	Decoupled	DOWN
11/5/13 3:09 PM	10703	-0.06	1.649	0.75	2371	26.7	56.8	78.7	1.605	5.41E-03	2.05E-02	9.96E-03	1.06E-02	Decoupled	DOWN
11/5/13 3:48 PM	10704	-0.06	1.649	2.00	2292	25.7	56.1	108.2	1.589	5.56E-03	2.09E-02	9.88E-03	1.10E-02	Decoupled	DOWN
11/5/13 4:38 PM	10705	-0.02	1.899	1.00	4503	39.1	81.2	118.7	1.798	4.11E-03	1.56E-02	7.68E-03	7.96E-03	Decoupled	DOWN
11/6/13 10:02 AM	10706	-0.06	1.650	0.40	2370	27.5	57.1	68.1	1.579	5.65E-03	2.06E-02	1.03E-02	1.02E-02	Decoupled	DOWN
11/6/13 10:43 AM	10707	-0.04	1.450	0.75	953	16.4	37.0	54.7	1.407	8.01E-03	3.20E-02	1.51E-02	1.69E-02	Decoupled	DOWN
11/6/13 1:18 PM	10708	-0.06	1.451	0.75	1013	16.4	37.7	57.7	1.396	8.24E-03	3.08E-02	1.41E-02	1.67E-02	Decoupled	DOWN
11/6/13 2:03 PM	10709	-0.06	1.600	0.40	1893	24.3	51.4	63.2	1.547	5.98E-03	2.31E-02	1.14E-02	1.17E-02	Decoupled	DOWN
11/6/13 3:20 PM	10710	-0.04	1.699	0.25	2222	25.0	51.5	56.4	1.623	5.26E-03	2.02E-02	1.00E-02	1.02E-02	Decoupled	DOWN
11/6/13 4:14 PM	10711	-0.04	1.649	0.75	2223	26.0	55.1	75.2	1.595	5.50E-03	2.11E-02	1.03E-02	1.08E-02	Decoupled	DOWN
11/12/13 2:42 PM	10715	-5.79	1.511	0.60	708	11.7	25.9	36.8	1.472	6.93E-03	2.99E-02	1.45E-02	1.54E-02	Decoupled	DOWN

DATE/TIME	RUN	ρ_{exp}	ρ_{shot}	RHU (sec)	P_{max} (MW)	E_{pk} (MJ)	$E_{pk+3\Gamma}$ (MJ)	E_{TOT} (MJ)	ρ_{sys}	τ_0(sec)	Γ (sec)	$(\Gamma/2)_{LE}$ (sec)	$(\Gamma/2)_{TE}$ (sec)	FREC	FREC Rods
11/12/13 4:02 PM	10716	-5.81	1.530	0.60	985	15.7	35.6	47.3	1.380	8.58E-03	2.98E-02	1.40E-02	1.59E-02	Decoupled	DOWN
11/13/13 3:41 PM	10721	-5.84	2.008	0.40	5113	39.7	82.5	99.0	1.895	3.67E-03	1.40E-02	6.92E-03	7.12E-03	Decoupled	DOWN
11/14/13 10:25 AM	10722	-5.90	1.530	0.60	1250	18.3	40.2	52.9	1.513	6.38E-03	2.70E-02	1.30E-02	1.40E-02	Decoupled	DOWN
11/19/13 9:58 AM	10724	0.01	1.470	0.40	1281	18.8	42.1	51.0	1.458	7.13E-03	2.74E-02	1.29E-02	1.45E-02	Decoupled	DOWN
11/19/13 10:52 AM	10725	0.01	1.890	0.40	4889	39.7	85.2	98.6	1.869	3.78E-03	1.52E-02	7.20E-03	7.96E-03	Decoupled	DOWN
11/19/13 1:01 PM	10726	0.01	2.301	0.40	10783	60.2	130.2	150.7	2.135	2.89E-03	1.06E-02	4.96E-03	5.64E-03	Decoupled	DOWN
11/20/13 9:49 AM	10727	-3.23	1.900	0.40	3663	35.5	74.3	87.7	1.670	4.89E-03	1.75E-02	8.56E-03	8.96E-03	Decoupled	DOWN
11/20/13 3:39 PM	10728	-3.26	2.365	0.40	9223	59.1	124.3	139.0	2.101	2.98E-03	1.18E-02	5.72E-03	6.08E-03	Decoupled	DOWN
11/21/13 9:23 AM	10729	-3.28	1.620	0.40	1573	21.4	48.3	59.0	1.479	6.82E-03	2.60E-02	1.20E-02	1.40E-02	Decoupled	DOWN
11/21/13 10:29 AM	10730	-3.28	2.000	0.40	4992	42.1	89.0	102.2	1.860	3.81E-03	1.56E-02	7.52E-03	8.04E-03	Decoupled	DOWN
11/21/13 2:33 PM	10731	-3.29	2.459	0.40	10946	64.8	137.0	155.3	2.164	2.82E-03	1.10E-02	5.28E-03	5.68E-03	Decoupled	DOWN
12/12/13 10:05 AM	10733	-0.02	3.120	4.00	30300	116.8	239.0	314.6	2.774	1.85E-03	6.96E-03	3.44E-03	3.52E-03	Decoupled	DOWN
12/12/13 11:07 AM	10734	-0.01	1.250	0.40	226	8.0	18.4	21.3	1.261	1.24E-02	6.86E-02	3.20E-02	3.65E-02	Decoupled	DOWN
12/12/13 2:29 PM	10735	-5.82	1.249	0.40	115	4.8	9.3	11.6	1.123	2.48E-02	6.99E-02	3.59E-02	3.40E-02	Decoupled	DOWN
12/12/13 4:03 PM	10736	-5.82	1.355	0.25	280	8.2	19.7	23.5	1.242	1.33E-02	5.58E-02	2.62E-02	2.96E-02	Decoupled	DOWN
12/12/13 5:25 PM	10737	-5.84	1.713	0.25	1974	21.8	47.6	53.4	1.679	4.83E-03	2.08E-02	9.68E-03	1.11E-02	Decoupled	DOWN
12/13/13 9:29 AM	10738	-5.86	1.354	0.40	364	10.1	22.8	27.1	1.245	1.31E-02	4.92E-02	2.45E-02	2.47E-02	Decoupled	DOWN
12/13/13 1:35 PM	10740	-5.83	1.710	0.25	2007	23.9	48.1	53.1	1.646	5.07E-03	2.06E-02	1.05E-02	1.01E-02	Decoupled	DOWN
12/17/13 12:23 PM	10743	-5.85	1.353	0.40	344	9.5	22.5	27.8	1.249	1.29E-02	5.04E-02	2.38E-02	2.66E-02	Decoupled	DOWN
12/17/13 12:23 PM	10744	-5.85	1.353	0.40	344	9.5	22.5	27.3	1.238	1.35E-02	5.04E-02	2.38E-02	2.66E-02	Decoupled	DOWN
12/17/13 3:00 PM	10745	-5.84	1.709	0.25	1880	22.1	46.0	52.2	1.579	5.65E-03	2.11E-02	1.05E-02	1.06E-02	Decoupled	DOWN
12/18/13 10:14 AM	10746	-5.89	1.249	0.40	170	7.0	12.7	15.5	1.241	1.34E-02	6.47E-02	3.68E-02	2.79E-02	Decoupled	DOWN
12/18/13 11:44 AM	10747	-5.88	1.350	0.40	380	10.2	23.2	28.5	1.234	1.37E-02	4.74E-02	2.34E-02	2.40E-02	Decoupled	DOWN
12/18/13 2:49 PM	10748	-5.88	1.710	0.25	2056	23.0	48.6	54.9	1.600	5.46E-03	2.04E-02	9.92E-03	1.05E-02	Decoupled	DOWN
12/19/13 10:56 AM	10749	-5.87	1.241	0.40	127	5.0	9.8	12.7	1.180	1.76E-02	6.54E-02	3.25E-02	3.29E-02	Decoupled	DOWN
12/19/13 12:21 PM	10750	-5.86	1.350	0.40	363	10.3	22.6	26.0	1.290	1.12E-02	4.89E-02	2.52E-02	2.37E-02	Decoupled	DOWN
12/19/13 3:13 PM	10751	-5.85	1.709	0.25	1883	22.0	45.8	50.6	1.546	6.00E-03	2.10E-02	1.04E-02	1.06E-02	Decoupled	DOWN
1/2/14 12:36 PM	10752	0.06	3.106	0.40	32639	118.4	246.7	283.4	3.013	1.63E-03	6.68E-03	3.24E-03	3.44E-03	Decoupled	DOWN
1/3/14 10:46 AM	10754	0.00	1.500	0.40	1227	18.4	41.1	49.2	1.499	6.55E-03	2.79E-02	1.31E-02	1.48E-02	Decoupled	DOWN

DATE/TIME	RUN	ρ_{exp}	ρ_{shot}	RHU (sec)	P_{max} (MW)	E_{pk} (MJ)	$E_{pk+3\Gamma}$ (MJ)	E_{TOT} (MJ)	ρ_{sys}	τ_0(sec)	Γ (sec)	$(\Gamma/2)_{LE}$ (sec)	$(\Gamma/2)_{TE}$ (sec)	FREC	FREC Rods
1/3/14 2:10 PM	10755	-0.05	2.000	0.40	6551	47.6	99.5	113.8	2.050	3.13E-03	1.32E-02	6.44E-03	6.80E-03	Decoupled	DOWN
1/6/14 11:54 AM	10756	-0.04	2.500	0.40	15173	75.9	157.9	186.2	2.350	2.43E-03	9.12E-03	4.44E-03	4.68E-03	Decoupled	DOWN
1/14/14 2:53 PM	10761	-5.84	1.354	0.40	347	9.9	22.5	26.2	1.251	1.28E-02	4.99E-02	2.42E-02	2.57E-02	Decoupled	DOWN
1/14/14 4:16 PM	10762	-5.86	1.711	0.25	1987	23.4	47.7	53.3	1.631	5.19E-03	2.07E-02	1.04E-02	1.03E-02	Decoupled	DOWN
1/15/14 10:03 AM	10763	-5.83	1.354	0.40	322	9.1	21.8	25.4	1.269	1.20E-02	5.31E-02	2.44E-02	2.88E-02	Decoupled	DOWN
1/15/14 11:59 AM	10764	-5.83	1.706	0.25	1775	21.0	44.6	51.0	1.594	5.52E-03	2.17E-02	1.04E-02	1.12E-02	Decoupled	DOWN
1/16/14 11:08 AM	10765	-5.84	2.369	0.25	9937	57.2	118.8	146.4	2.159	2.83E-03	1.05E-02	5.12E-03	5.36E-03	Decoupled	DOWN
1/16/14 12:19 PM	10766	-5.86	2.409	0.25	10350	57.1	120.9	137.5	2.188	2.77E-03	1.02E-02	4.92E-03	5.32E-03	Decoupled	DOWN
1/16/14 4:01 PM	10767	-5.89	2.750	0.40	17626	78.8	163.7	194.8	2.551	2.12E-03	8.16E-03	3.96E-03	4.20E-03	Decoupled	DOWN
1/21/14 10:40 AM	10768	-5.78	2.749	0.40	17355	79.1	162.9	195.0	2.491	2.20E-03	8.24E-03	4.04E-03	4.20E-03	Decoupled	DOWN
1/22/14 2:06 PM	10771	-5.85	2.290	0.25	8739	52.3	110.3	121.0	2.133	2.90E-03	1.10E-02	5.32E-03	5.72E-03	Decoupled	DOWN
1/29/14 11:17 AM	10779	-2.68	2.450	0.40	10972	68.6	143.2	168.0	2.205	2.73E-03	1.14E-02	5.56E-03	5.84E-03	Decoupled	DOWN
1/29/14 3:17 PM	10780	-2.61	1.900	0.40	3783	37.1	79.3	93.8	1.666	4.92E-03	1.81E-02	8.64E-03	9.48E-03	Decoupled	DOWN
1/29/14 4:25 PM	10781	-2.58	1.569	0.40	1147	19.1	42.5	49.7	1.454	7.19E-03	3.11E-02	1.49E-02	1.62E-02	Decoupled	DOWN
1/30/14 9:38 AM	10782	-2.66	1.570	0.40	1234	19.4	43.9	52.0	1.500	6.54E-03	2.97E-02	1.38E-02	1.59E-02	Decoupled	DOWN
1/30/14 10:47 AM	10783	-2.64	1.919	0.40	4009	39.1	82.0	96.1	1.755	4.34E-03	1.77E-02	8.64E-03	9.08E-03	Decoupled	DOWN
1/30/14 3:05 PM	10784	-2.66	2.450	0.40	10008	64.7	135.7	152.9	2.113	2.95E-03	1.19E-02	5.80E-03	6.12E-03	Decoupled	DOWN
2/4/14 10:16 AM	10786	-0.30	2.291	0.40	10943	62.8	131.7	151.3	2.172	2.80E-03	1.06E-02	5.12E-03	5.44E-03	Decoupled	DOWN
2/4/14 10:58 AM	10787	-0.03	2.970	0.40	26403	107.2	219.6	250.9	2.670	1.97E-03	7.32E-03	3.60E-03	3.72E-03	Decoupled	DOWN
2/4/14 2:35 PM	10788	-0.30	3.001	0.40	29333	111.5	231.5	261.7	2.850	1.78E-03	6.96E-03	3.40E-03	3.56E-03	Decoupled	DOWN
2/4/14 3:57 PM	10789	-0.29	2.650	0.40	17289	81.3	169.5	197.7	2.453	2.26E-03	8.64E-03	4.20E-03	4.44E-03	Decoupled	DOWN
2/5/14 10:15 AM	10790	0.00	2.270	0.40	10343	60.8	127.7	148.4	2.187	2.77E-03	1.08E-02	5.24E-03	5.60E-03	Decoupled	DOWN
2/5/14 2:21 PM	10791	-0.36	2.293	0.40	10690	62.3	129.5	150.5	2.173	2.80E-03	1.06E-02	5.20E-03	5.40E-03	Decoupled	DOWN
2/6/14 11:01 AM	10792	-0.53	2.295	0.40	10700	61.8	129.6	150.1	2.116	2.94E-03	1.06E-02	5.16E-03	5.48E-03	Decoupled	DOWN
2/6/14 2:11 PM	10793	0.00	3.119	2.00	30370	115.6	239.7	294.5	2.781	1.85E-03	6.96E-03	3.40E-03	3.56E-03	Decoupled	DOWN
2/11/14 10:40 AM	10798	-5.87	1.929	0.40	4188	36.3	74.5	87.7	1.879	3.73E-03	1.54E-02	7.72E-03	7.72E-03	Decoupled	DOWN
2/11/14 12:22 PM	10799	-5.90	2.200	0.40	7398	48.4	100.7	114.9	2.071	3.07E-03	1.19E-02	5.84E-03	6.04E-03	Decoupled	DOWN
2/11/14 4:03 PM	10800	-5.89	2.450	0.40	11428	62.1	128.1	149.1	2.257	2.61E-03	9.84E-03	4.84E-03	5.00E-03	Decoupled	DOWN
2/12/14 9:40 AM	10801	-5.87	1.850	0.40	3429	32.6	67.0	81.9	1.791	4.15E-03	1.69E-02	8.44E-03	8.44E-03	Decoupled	DOWN

DATE/TIME	RUN	ρ_{exp}	ρ_{shot}	RHU (sec)	P_{max} (MW)	E_{pk} (MJ)	$E_{pk+3\Gamma}$ (MJ)	E_{TOT} (MJ)	ρ_{sys}	τ_0(sec)	Γ (sec)	$(\Gamma/2)_{LE}$ (sec)	$(\Gamma/2)_{TE}$ (sec)	FREC	FREC Rods
2/12/14 11:53 AM	10802	-5.88	2.259	0.40	8186	51.3	106.3	122.5	2.184	2.78E-03	1.13E-02	5.56E-03	5.76E-03	Decoupled	DOWN
2/12/14 2:43 PM	10803	-5.88	2.451	0.40	11524	61.9	128.7	145.2	2.294	2.54E-03	9.80E-03	4.80E-03	5.00E-03	Decoupled	DOWN
2/13/14 12:06 PM	10807	-5.87	1.819	0.40	3114	30.6	63.4	77.2	1.703	4.67E-03	1.75E-02	8.64E-03	8.88E-03	Decoupled	DOWN
2/13/14 2:16 PM	10808	-5.84	2.279	0.40	8424	52.1	108.2	123.8	2.155	2.84E-03	1.12E-02	5.52E-03	5.72E-03	Decoupled	DOWN
2/13/14 4:20 PM	10809	-5.86	2.472	0.40	11740	62.8	130.4	151.6	2.333	2.46E-03	9.76E-03	4.76E-03	5.00E-03	Decoupled	DOWN
2/18/14 10:14 AM	10811	-5.83	1.354	0.40	257	7.1	16.4	21.4	1.226	1.42E-02	4.95E-02	2.37E-02	2.58E-02	Decoupled	DOWN
2/18/14 12:12 PM	10812	-5.83	1.711	0.25	1871	21.7	45.8	50.9	1.606	5.41E-03	2.12E-02	1.03E-02	1.09E-02	Decoupled	DOWN
2/19/14 11:10 AM	10815	-5.87	1.821	0.40	3196	30.4	64.7	78.9	1.724	4.53E-03	1.74E-02	8.36E-03	9.04E-03	Decoupled	DOWN
2/19/14 1:56 PM	10816	-5.89	2.290	0.40	8715	52.9	110.4	124.6	2.059	3.10E-03	1.11E-02	5.40E-03	5.68E-03	Decoupled	DOWN
2/20/14 9:46 AM	10817	-5.87	1.821	0.40	3169	30.0	64.0	76.6	1.707	4.64E-03	1.74E-02	8.32E-03	9.04E-03	Decoupled	DOWN
2/20/14 11:50 AM	10818	-5.87	2.291	0.40	8837	53.8	111.1	126.4	2.139	2.88E-03	1.10E-02	5.40E-03	5.56E-03	Decoupled	DOWN
2/20/14 3:05 PM	10819	-5.85	2.470	0.40	11903	63.3	131.2	145.8	2.309	2.51E-03	9.64E-03	4.72E-03	4.92E-03	Decoupled	DOWN
2/21/14 10:06 AM	10820	-5.87	2.291	0.40	8827	53.1	110.7	125.6	2.125	2.92E-03	1.10E-02	5.36E-03	5.60E-03	Decoupled	DOWN
2/21/14 1:55 PM	10821	-5.87	2.472	0.40	12142	64.1	134.0	154.1	2.317	2.50E-03	9.72E-03	4.72E-03	5.00E-03	Decoupled	DOWN
2/24/14 12:42 PM	10822	-0.08	2.501	0.40	14693	75.7	157.0	181.8	2.349	2.44E-03	9.40E-03	4.60E-03	4.80E-03	Decoupled	DOWN
2/25/14 10:17 AM	10824	-5.87	1.241	0.40	79	3.4	6.6	7.2	1.221	1.45E-02	7.05E-02	3.40E-02	3.65E-02	Decoupled	DOWN
2/25/14 11:43 AM	10825	-5.87	1.354	0.40	360	9.6	22.9	28.4	1.212	1.51E-02	4.99E-02	2.29E-02	2.70E-02	Decoupled	DOWN
2/25/14 2:22 PM	10826	-5.88	1.711	0.25	1978	23.0	47.9	53.8	1.583	5.62E-03	2.09E-02	1.03E-02	1.06E-02	Decoupled	DOWN
2/26/14 11:00 AM	10828	-5.85	1.711	0.25	2007	22.8	48.4	54.1	1.599	5.47E-03	2.08E-02	9.96E-03	1.08E-02	Decoupled	DOWN
2/26/14 12:23 PM	10829	-5.88	1.710	0.25	1885	22.2	46.3	51.7	1.578	5.66E-03	2.12E-02	1.04E-02	1.08E-02	Decoupled	DOWN
2/26/14 2:56 PM	10830	-5.86	1.711	0.25	1915	22.7	46.7	53.2	1.631	5.20E-03	2.09E-02	1.04E-02	1.05E-02	Decoupled	DOWN
3/5/14 12:12 PM	10831	-5.87	2.470	0.40	11653	61.3	129.7	151.6	2.315	2.50E-03	9.76E-03	4.68E-03	5.08E-03	Decoupled	DOWN
3/6/14 10:33 AM	10832	-5.90	2.470	0.40	11857	63.1	130.9	149.9	2.295	2.54E-03	9.72E-03	4.76E-03	4.96E-03	Decoupled	DOWN
3/6/14 2:09 PM	10833	-5.90	2.470	0.40	11830	63.0	130.5	150.7	2.327	2.48E-03	9.64E-03	4.72E-03	4.92E-03	Decoupled	DOWN
3/11/14 2:01 PM	10834	-5.88	1.252	0.40	177	7.3	13.9	19.4	1.186	1.70E-02	6.83E-02	3.72E-02	3.12E-02	Decoupled	DOWN
3/11/14 2:01 PM	10841	-5.88	1.252	0.40	177	7.3	13.9	19.4	1.153	2.04E-02	6.83E-02	3.72E-02	3.12E-02	Decoupled	DOWN
3/11/14 2:39 PM	10842	1.00	1.250	0.40	147	6.1	12.0	16.2	1.278	1.16E-02	6.78E-02	3.45E-02	3.33E-02	Decoupled	DOWN
3/11/14 3:24 PM	10843	-5.88	1.250	0.40	162	5.3	12.7	15.6	1.181	1.75E-02	6.65E-02	2.60E-02	4.05E-02	Decoupled	DOWN
3/11/14 4:02 PM	10844	-5.88	1.250	0.40	152	5.9	12.1	15.2	1.182	1.74E-02	6.71E-02	3.30E-02	3.42E-02	Decoupled	DOWN

DATE/TIME	RUN	ρ_{exp}	ρ_{shot}	RHU (sec)	P_{max} (MW)	E_{pk} (MJ)	$E_{pk+3\Gamma}$ (MJ)	E_{TOT} (MJ)	ρ_{sys}	τ_0(sec)	Γ (sec)	$(\Gamma/2)_{LE}$ (sec)	$(\Gamma/2)_{TE}$ (sec)	FREC	FREC Rods
3/12/14 10:04 AM	10845	-5.89	1.251	0.40	146	5.5	12.8	15.7	1.185	1.72E-02	7.47E-02	3.10E-02	4.37E-02	Decoupled	DOWN
3/12/14 10:55 AM	10847	-5.90	1.251	0.40	148	6.0	11.5	15.4	1.163	1.92E-02	6.56E-02	3.48E-02	3.09E-02	Decoupled	DOWN
3/12/14 11:24 AM	10848	-5.86	1.250	0.40	179	7.3	13.9	16.2	1.198	1.61E-02	6.60E-02	3.55E-02	3.04E-02	Decoupled	DOWN
3/12/14 11:52 AM	10849	-5.86	1.251	0.40	155	6.4	12.6	15.9	1.166	1.90E-02	6.81E-02	3.43E-02	3.38E-02	Decoupled	DOWN
3/12/14 3:00 PM	10850	-5.87	1.251	0.40	124	4.8	9.4	15.7	1.257	1.26E-02	6.53E-02	3.32E-02	3.22E-02	Decoupled	DOWN
3/12/14 3:37 PM	10851	-5.88	1.250	0.40	135	5.4	10.3	13.8	1.182	1.74E-02	6.71E-02	3.52E-02	3.19E-02	Decoupled	DOWN
3/12/14 4:05 PM	10852	-5.91	1.250	0.40	174	8.0	13.7	15.8	1.191	1.67E-02	6.64E-02	4.03E-02	2.61E-02	Decoupled	DOWN
3/12/14 4:26 PM	10853	-5.91	1.252	0.40	174	6.4	13.7	15.9	1.209	1.53E-02	6.72E-02	3.23E-02	3.49E-02	Decoupled	DOWN
3/13/14 3:55 PM	10854	-0.02	1.411	0.40	799	15.2	34.4	40.3	1.401	8.14E-03	3.54E-02	1.68E-02	1.87E-02	Decoupled	DOWN
3/14/14 11:10 AM	10855	0.06	1.489	0.40	1265	18.8	41.7	49.6	1.455	7.19E-03	2.76E-02	1.32E-02	1.44E-02	Decoupled	DOWN
3/14/14 2:17 PM	10856	0.01	1.501	0.40	1338	19.1	43.1	52.0	1.428	7.62E-03	2.70E-02	1.25E-02	1.45E-02	Decoupled	DOWN
3/18/14 2:48 PM	10860	0.00	1.411	0.40	667	13.1	31.5	37.7	1.317	1.02E-02	3.79E-02	1.72E-02	2.07E-02	Decoupled	DOWN
3/18/14 3:32 PM	10861	0.28	3.185	0.40	29421	110.0	228.3	256.4	2.785	1.84E-03	6.84E-03	3.32E-03	3.52E-03	Decoupled	DOWN
3/18/14 4:16 PM	10862	0.36	1.490	0.40	799	15.2	33.5	40.8	1.314	1.03E-02	3.46E-02	1.69E-02	1.77E-02	Decoupled	DOWN
3/19/14 11:14 AM	10863	-0.28	1.430	0.40	869	15.2	35.3	42.1	1.447	7.30E-03	3.34E-02	1.52E-02	1.82E-02	Decoupled	DOWN
3/19/14 11:55 AM	10864	-0.29	2.561	0.40	15608	76.5	159.3	179.3	2.456	2.26E-03	8.96E-03	4.36E-03	4.60E-03	Decoupled	DOWN
3/19/14 5:39 PM	10865	-0.12	1.429	0.40	965	16.3	36.6	47.0	1.413	7.90E-03	3.16E-02	1.51E-02	1.64E-02	Decoupled	DOWN
3/19/14 6:10 PM	10866	-0.13	3.012	0.40	24826	103.9	212.3	250.1	2.757	1.87E-03	7.56E-03	3.76E-03	3.80E-03	Decoupled	DOWN
3/20/14 11:54 AM	10867	-0.74	1.951	0.40	5542	43.2	89.9	106.0	1.980	3.35E-03	1.42E-02	6.92E-03	7.24E-03	Decoupled	DOWN
3/20/14 1:51 PM	10868	-0.80	1.949	0.40	5398	42.3	88.9	103.8	1.972	3.38E-03	1.43E-02	6.96E-03	7.36E-03	Decoupled	DOWN
4/9/14 10:13 AM	10869	-0.04	1.190	0.70	131	7.2	17.7	23.9	1.202	1.58E-02	8.79E-02	4.63E-02	4.16E-02	Decoupled	DOWN
4/9/14 10:13 AM	10874	-0.04	1.190	0.70	131	7.2	17.7	23.9	1.202	1.58E-02	8.79E-02	4.63E-02	4.16E-02	Decoupled	DOWN
4/9/14 11:09 AM	10875	-0.05	1.449	0.40	1006	16.9	37.9	48.1	1.377	8.65E-03	3.12E-02	1.50E-02	1.62E-02	Decoupled	DOWN
4/9/14 2:08 PM	10876	-0.08	2.589	0.40	16439	79.2	165.2	186.5	2.400	2.35E-03	8.80E-03	4.28E-03	4.52E-03	Decoupled	DOWN
4/15/14 12:13 PM	10880	-5.78	1.251	0.40	166	6.3	13.4	19.0	1.321	1.01E-02	6.87E-02	3.19E-02	3.68E-02	Decoupled	DOWN
4/15/14 2:00 PM	10881	-5.80	1.353	0.40	392	10.1	23.3	27.8	1.246	1.31E-02	4.65E-02	2.24E-02	2.42E-02	Decoupled	DOWN
4/15/14 2:43 PM	10882	-5.78	1.500	0.40	746	12.4	27.3	36.6	1.413	7.91E-03	2.97E-02	1.45E-02	1.52E-02	Decoupled	DOWN
4/15/14 3:57 PM	10883	-5.84	1.570	0.40	1319	19.8	41.2	50.7	1.488	6.70E-03	2.60E-02	1.32E-02	1.28E-02	Decoupled	DOWN
4/16/14 11:16 AM	10884	-0.01	1.150	0.40	134	6.2	10.7	14.3	1.370	8.81E-03	7.02E-02	4.17E-02	2.85E-02	Decoupled	DOWN

DATE/TIME	RUN	ρ_{exp}	ρ_{shot}	RHU (sec)	P_{max} (MW)	E_{pk} (MJ)	$E_{pk+3\Gamma}$ (MJ)	E_{TOT} (MJ)	ρ_{sys}	τ_0(sec)	Γ (sec)	$(\Gamma/2)_{LE}$ (sec)	$(\Gamma/2)_{TE}$ (sec)	FREC	FREC Rods
4/16/14 11:56 AM	10885	0.01	1.290	0.40	445	10.7	26.2	31.2	1.258	1.25E-02	4.65E-02	2.10E-02	2.55E-02	Decoupled	DOWN
4/16/14 1:55 PM	10886	0.01	1.370	0.40	705	15.3	32.7	39.6	1.377	8.65E-03	3.76E-02	1.94E-02	1.82E-02	Decoupled	DOWN
4/16/14 2:46 PM	10887	-0.06	1.480	0.40	1392	20.1	43.7	52.9	1.422	7.73E-03	2.63E-02	1.28E-02	1.36E-02	Decoupled	DOWN
4/16/14 3:27 PM	10888	-0.01	1.480	0.40	1336	19.6	42.9	51.4	1.537	6.10E-03	2.70E-02	1.30E-02	1.40E-02	Decoupled	DOWN
4/17/14 10:38 AM	10889	-0.01	1.370	0.40	724	13.7	32.4	40.5	1.369	8.83E-03	3.66E-02	1.67E-02	1.99E-02	Decoupled	DOWN
4/17/14 11:17 AM	10890	-0.03	1.471	0.40	1188	18.1	40.8	49.1	1.449	7.28E-03	2.86E-02	1.35E-02	1.50E-02	Decoupled	DOWN
4/17/14 1:52 PM	10891	-0.03	1.670	0.40	2689	29.0	61.1	72.9	1.601	5.45E-03	1.94E-02	9.48E-03	9.96E-03	Decoupled	DOWN
4/17/14 2:47 PM	10892	-0.02	1.390	0.40	740	13.0	28.4	35.6	1.424	7.71E-03	3.16E-02	1.56E-02	1.60E-02	Decoupled	DOWN
4/23/14 2:28 PM	10901	-0.01	3.074	2.00	27396	105.1	220.3	277.0	2.757	1.87E-03	7.08E-03	3.40E-03	3.68E-03	Decoupled	DOWN
4/24/14 9:52 AM	10902	0.01	3.060	2.00	27656	107.2	222.7	289.7	2.753	1.88E-03	7.08E-03	3.44E-03	3.64E-03	Decoupled	DOWN
4/24/14 11:16 AM	10903	0.03	3.091	2.00	27399	107.4	221.5	278.2	2.754	1.87E-03	7.12E-03	3.48E-03	3.64E-03	Decoupled	DOWN
4/24/14 3:26 PM	10904	0.00	3.060	2.00	27401	106.9	221.2	278.5	2.727	1.90E-03	7.12E-03	3.48E-03	3.64E-03	Decoupled	DOWN
4/24/14 3:26 PM	10905	0.00	3.060	2.00	27401	106.9	221.2	278.5	2.732	1.90E-03	7.12E-03	3.48E-03	3.64E-03	Decoupled	DOWN
4/29/14 2:09 PM	10913	-5.90	1.249	0.40	107	4.7	8.7	11.9	1.244	1.32E-02	6.79E-02	3.56E-02	3.22E-02	Decoupled	DOWN
4/29/14 2:47 PM	10914	-5.91	1.260	0.40	137	5.1	10.7	14.7	1.235	1.37E-02	6.79E-02	3.19E-02	3.60E-02	Decoupled	DOWN
4/29/14 3:29 PM	10915	-5.93	1.260	0.40	176	6.6	14.1	18.3	1.172	1.84E-02	6.85E-02	3.32E-02	3.53E-02	Decoupled	DOWN
4/30/14 10:10 AM	10916	-5.89	1.260	0.40	157	6.2	13.4	15.4	1.147	2.12E-02	7.34E-02	3.50E-02	3.84E-02	Decoupled	DOWN
4/30/14 10:55 AM	10917	-5.90	1.259	0.40	150	6.8	12.3	15.8	1.169	1.86E-02	7.00E-02	4.02E-02	2.98E-02	Decoupled	DOWN
4/30/14 11:36 AM	10918	-5.90	1.255	0.40	148	6.2	12.6	15.2	1.165	1.90E-02	7.39E-02	3.71E-02	3.68E-02	Decoupled	DOWN
4/30/14 1:56 PM	10919	-5.87	1.711	0.25	2079	24.0	49.2	55.3	1.614	5.33E-03	2.04E-02	1.02E-02	1.02E-02	Decoupled	DOWN
5/1/14 11:36 AM	10923	-5.86	1.700	0.25	1924	22.1	47.2	53.6	1.655	5.00E-03	2.12E-02	1.02E-02	1.10E-02	Decoupled	DOWN
5/1/14 2:19 PM	10924	-5.89	1.343	0.40	336	9.7	22.0	25.7	1.222	1.44E-02	5.14E-02	2.54E-02	2.60E-02	Decoupled	DOWN
5/1/14 3:08 PM	10925	-5.89	1.339	0.40	344	9.3	22.3	26.0	1.256	1.26E-02	5.08E-02	2.36E-02	2.72E-02	Decoupled	DOWN
5/2/14 9:50 AM	10926	-5.89	1.345	0.40	352	10.0	22.8	26.4	1.209	1.53E-02	5.02E-02	2.50E-02	2.52E-02	Decoupled	DOWN
5/6/14 4:16 PM	10932	0.00	1.341	0.40	598	14.2	29.3	33.5	1.506	6.46E-03	3.94E-02	2.13E-02	1.81E-02	Decoupled	DOWN
5/6/14 4:50 PM	10933	0.00	1.341	0.40	585	13.7	29.8	33.9	1.190	1.67E-02	3.90E-02	1.91E-02	1.99E-02	Decoupled	DOWN
5/7/14 9:36 AM	10934	0.00	3.103	0.25	25932	109.6	222.5	256.0	2.776	1.85E-03	7.60E-03	3.80E-03	3.80E-03	Decoupled	DOWN
5/7/14 3:14 PM	10936	0.00	3.088	2.00	28060	108.9	224.0	285.3	2.757	1.87E-03	7.04E-03	3.44E-03	3.60E-03	Decoupled	DOWN
5/12/14 2:58 PM	10937	0.04	1.501	0.40	1015	15.0	33.0	42.1	1.471	6.94E-03	2.68E-02	1.31E-02	1.38E-02	Decoupled	DOWN

DATE/TIME	RUN	ρ_{exp}	ρ_{shot}	RHU (sec)	P_{max} (MW)	E_{pk} (MJ)	$E_{pk+3\Gamma}$ (MJ)	E_{TOT} (MJ)	ρ_{sys}	τ_0(sec)	Γ (sec)	$(\Gamma/2)_{LE}$ (sec)	$(\Gamma/2)_{TE}$ (sec)	FREC	FREC Rods
5/12/14 3:34 PM	10938	0.00	1.499	0.40	1258	19.4	42.0	52.3	1.515	6.36E-03	2.81E-02	1.38E-02	1.43E-02	Decoupled	DOWN
5/13/14 12:26 PM	10940	-0.90	1.270	0.40	263	9.3	20.6	25.1	1.362	8.99E-03	6.26E-02	3.18E-02	3.08E-02	Decoupled	DOWN
5/13/14 2:48 PM	10941	-0.94	1.271	0.40	260	7.6	18.3	24.0	1.224	1.43E-02	5.52E-02	2.49E-02	3.03E-02	Decoupled	DOWN
5/14/14 11:39 AM	10942	-0.86	1.269	0.40	276	8.9	20.9	25.4	1.246	1.31E-02	6.22E-02	2.87E-02	3.35E-02	Decoupled	DOWN
5/14/14 2:11 PM	10943	-0.89	1.271	0.40	338	9.8	23.0	26.6	1.256	1.26E-02	5.60E-02	2.57E-02	3.03E-02	Decoupled	DOWN
5/14/14 3:16 PM	10944	-0.89	1.251	0.40	265	9.1	20.3	25.4	1.249	1.30E-02	6.35E-02	3.08E-02	3.26E-02	Decoupled	DOWN
5/15/14 1:37 PM	10945	-6.19	1.345	0.40	314	9.0	21.4	23.4	1.279	1.16E-02	5.32E-02	2.55E-02	2.77E-02	Decoupled	DOWN
5/15/14 2:25 PM	10946	-6.22	1.701	0.40	1910	22.5	47.5	53.9	1.598	5.47E-03	2.14E-02	1.04E-02	1.10E-02	Decoupled	DOWN
5/21/14 10:57 AM	10949	-0.05	1.199	0.70	145	7.6	18.3	23.9	1.077	3.63E-02	8.63E-02	4.67E-02	3.96E-02	Decoupled	DOWN
5/21/14 1:10 PM	10950	-0.06	1.450	0.40	983	17.2	37.8	46.0	1.407	8.01E-03	3.19E-02	1.55E-02	1.64E-02	Decoupled	DOWN
5/21/14 2:22 PM	10951	-0.07	2.650	0.40	17578	82.4	171.5	199.6	2.406	2.34E-03	8.56E-03	4.16E-03	4.40E-03	Decoupled	DOWN
5/22/14 9:09 AM	10952	-0.05	1.199	0.70	127	6.8	17.8	24.1	1.172	1.84E-02	9.22E-02	4.72E-02	4.50E-02	Decoupled	DOWN
5/22/14 9:58 AM	10953	-0.06	1.450	0.40	1027	17.8	38.2	46.0	1.418	7.81E-03	3.10E-02	1.53E-02	1.56E-02	Decoupled	DOWN
5/22/14 11:16 AM	10954	-0.07	2.651	0.40	17876	83.1	173.3	196.7	2.451	2.26E-03	8.56E-03	4.16E-03	4.40E-03	Decoupled	DOWN
6/3/14 10:08 AM	10957	-5.81	1.272	0.40	138	5.9	12.2	13.6	1.275	1.17E-02	7.64E-02	3.76E-02	3.88E-02	Decoupled	DOWN
6/3/14 12:41 PM	10958	-5.84	1.350	0.40	346	10.2	22.4	26.0	1.432	7.55E-03	5.04E-02	2.64E-02	2.39E-02	Decoupled	DOWN
6/3/14 3:05 PM	10959	-5.81	1.700	0.25	1898	23.6	46.8	51.8	1.574	5.70E-03	2.12E-02	1.10E-02	1.02E-02	Decoupled	DOWN
6/4/14 9:47 AM	10960	-5.87	1.262	0.40	204	7.3	16.4	20.6	1.186	1.71E-02	6.74E-02	3.14E-02	3.60E-02	Decoupled	DOWN
6/4/14 11:17 AM	10961	-5.85	1.349	0.40	341	9.5	22.3	27.3	1.245	1.32E-02	5.00E-02	2.39E-02	2.61E-02	Decoupled	DOWN
6/4/14 2:17 PM	10962	-5.86	1.699	0.25	1870	21.9	46.3	54.1	1.564	5.81E-03	2.13E-02	1.03E-02	1.10E-02	Decoupled	DOWN
6/5/14 9:46 AM	10963	-5.85	1.261	0.40	186	7.7	15.1	18.1	1.132	2.33E-02	6.96E-02	3.76E-02	3.20E-02	Decoupled	DOWN
6/5/14 11:20 AM	10964	-5.82	1.340	0.40	303	9.1	20.9	26.9	1.328	9.90E-03	5.39E-02	2.60E-02	2.79E-02	Decoupled	DOWN
6/5/14 2:21 PM	10965	-5.82	1.680	0.25	1751	20.7	44.2	49.8	1.490	6.67E-03	2.18E-02	1.05E-02	1.14E-02	Decoupled	DOWN
6/10/14 2:32 PM	10966	-0.02	1.292	0.40	463	11.1	26.3	30.7	1.283	1.14E-02	4.47E-02	2.08E-02	2.39E-02	Decoupled	DOWN
6/10/14 3:25 PM	10967	-0.02	1.476	0.40	1249	19.7	42.1	51.8	1.470	6.96E-03	2.83E-02	1.40E-02	1.42E-02	Decoupled	DOWN
6/11/14 10:50 AM	10968	0.00	1.293	0.40	470	11.8	26.5	31.0	1.280	1.16E-02	4.44E-02	2.21E-02	2.24E-02	Decoupled	DOWN
6/11/14 2:54 PM	10969	-0.01	1.473	0.40	1218	18.3	41.7	49.8	1.442	7.39E-03	2.88E-02	1.33E-02	1.54E-02	Decoupled	DOWN
6/12/14 11:59 AM	10970	-6.13	1.680	0.40	1790	21.5	44.8	51.0	1.583	5.62E-03	2.16E-02	1.06E-02	1.10E-02	Decoupled	DOWN
6/12/14 1:55 PM	10971	-6.18	1.680	0.25	1785	20.8	45.1	50.9	1.567	5.77E-03	2.18E-02	1.02E-02	1.15E-02	Decoupled	DOWN

DATE/TIME	RUN	ρ_{exp}	ρ_{shot}	RHU (sec)	P_{max} (MW)	E_{pk} (MJ)	$E_{pk+3\Gamma}$ (MJ)	E_{TOT} (MJ)	ρ_{sys}	τ_0(sec)	Γ (sec)	$(\Gamma/2)_{LE}$ (sec)	$(\Gamma/2)_{TE}$ (sec)	FREC	FREC Rods
6/12/14 3:24 PM	10972	-6.19	1.850	0.40	3436	32.0	67.2	78.9	1.831	3.95E-03	1.68E-02	8.20E-03	8.60E-03	Decoupled	DOWN
6/13/14 12:13 PM	10973	-0.84	1.270	0.40	359	9.8	23.3	26.7	1.256	1.26E-02	5.20E-02	2.35E-02	2.85E-02	Decoupled	DOWN
6/13/14 2:21 PM	10974	-0.84	1.390	0.40	770	15.0	33.4	39.8	1.479	6.83E-03	3.52E-02	1.71E-02	1.81E-02	Decoupled	DOWN
6/17/14 9:16 AM	10975	-5.80	1.233	0.40	92	4.0	7.6	9.4	1.320	1.02E-02	7.12E-02	3.66E-02	3.46E-02	Decoupled	DOWN
6/17/14 10:47 AM	10976	-5.82	1.333	0.40	314	9.2	21.4	25.1	1.231	1.39E-02	5.31E-02	2.56E-02	2.75E-02	Decoupled	DOWN
6/17/14 2:31 PM	10977	-5.83	1.681	0.25	1694	20.8	43.3	49.1	1.552	5.93E-03	2.20E-02	1.08E-02	1.12E-02	Decoupled	DOWN
6/18/14 9:37 AM	10978	-5.81	1.236	0.40	139	6.1	11.9	12.7	1.235	1.37E-02	7.48E-02	3.90E-02	3.58E-02	Decoupled	DOWN
6/18/14 1:26 PM	10979	-5.87	1.333	0.40	296	8.7	20.8	25.8	1.366	8.90E-03	5.46E-02	2.61E-02	2.84E-02	Decoupled	DOWN
6/18/14 3:07 PM	10980	-5.87	1.684	0.25	1719	20.7	43.8	49.4	1.492	6.65E-03	2.19E-02	1.06E-02	1.13E-02	Decoupled	DOWN
6/19/14 11:02 AM	10981	-5.89	1.685	0.40	1927	22.0	46.9	51.0	1.637	5.15E-03	2.10E-02	1.00E-02	1.09E-02	Decoupled	DOWN
6/19/14 1:47 PM	10982	-5.89	1.685	0.25	1809	21.3	45.1	50.1	1.556	5.89E-03	2.16E-02	1.04E-02	1.11E-02	Decoupled	DOWN
6/19/14 2:36 PM	10983	-5.91	1.333	0.40	445	10.3	24.9	28.9	1.251	1.29E-02	4.35E-02	1.98E-02	2.37E-02	Decoupled	DOWN
6/24/14 9:44 AM	10990	-5.88	1.684	0.25	1786	21.7	44.4	49.7	1.565	5.80E-03	2.14E-02	1.08E-02	1.07E-02	Decoupled	DOWN
6/24/14 10:24 AM	10991	-5.90	1.684	0.25	1695	20.7	43.2	48.8	1.528	6.20E-03	2.20E-02	1.08E-02	1.12E-02	Decoupled	DOWN
6/24/14 11:08 AM	10992	-5.93	1.333	0.40	380	9.8	23.6	27.5	1.246	1.31E-02	4.84E-02	2.26E-02	2.58E-02	Decoupled	DOWN
6/24/14 11:44 AM	10993	-5.91	1.333	0.40	314	9.3	21.5	25.6	1.262	1.23E-02	5.38E-02	2.64E-02	2.75E-02	Decoupled	DOWN
6/24/14 1:37 PM	10994	-5.93	1.333	0.40	355	10.0	23.1	27.4	1.176	1.79E-02	5.07E-02	2.45E-02	2.62E-02	Decoupled	DOWN
6/24/14 2:19 PM	10995	-5.93	1.333	0.40	318	9.2	21.8	26.2	1.147	2.12E-02	5.34E-02	2.51E-02	2.82E-02	Decoupled	DOWN
6/25/14 10:25 AM	10996	-5.92	1.686	0.25	1716	21.4	43.4	48.7	1.556	5.89E-03	2.19E-02	1.10E-02	1.09E-02	Decoupled	DOWN
6/25/14 11:09 AM	10997	-5.96	1.333	0.40	393	9.6	23.4	27.9	1.370	8.80E-03	4.71E-02	2.12E-02	2.60E-02	Decoupled	DOWN
6/25/14 2:54 PM	10998	-5.98	1.685	0.25	1894	21.8	46.3	52.2	1.566	5.78E-03	2.12E-02	1.02E-02	1.10E-02	Decoupled	DOWN
6/25/14 3:32 PM	10999	-5.96	1.333	0.40	358	9.9	22.9	28.0	1.379	8.59E-03	5.01E-02	2.44E-02	2.57E-02	Decoupled	DOWN
6/26/14 9:29 AM	11000	-5.86	1.684	0.25	1908	22.3	47.1	53.7	1.585	5.60E-03	2.11E-02	1.02E-02	1.09E-02	Decoupled	DOWN
6/26/14 10:13 AM	11001	-5.99	1.332	0.40	372	9.2	23.3	27.0	1.228	1.41E-02	4.89E-02	2.14E-02	2.75E-02	Decoupled	DOWN
6/26/14 1:21 PM	11002	-5.96	1.684	0.25	1866	21.6	46.0	51.8	1.587	5.58E-03	2.12E-02	1.02E-02	1.10E-02	Decoupled	DOWN
6/27/14 9:07 AM	11003	-5.97	1.683	0.25	1834	21.8	44.4	49.1	1.924	3.55E-03	2.10E-02	1.05E-02	1.06E-02	Decoupled	DOWN
7/16/14 3:17 PM	11004	-6.27	1.240	0.40	93	3.9	8.7	9.0	1.120	2.53E-02	8.10E-02	3.71E-02	4.39E-02	Decoupled	DOWN
7/17/14 9:34 AM	11007	-6.25	1.350	0.40	364	9.3	22.8	26.6	1.350	9.31E-03	4.91E-02	2.24E-02	2.67E-02	Decoupled	DOWN
7/17/14 10:55 AM	11008	-6.25	1.690	0.25	1704	21.1	44.0	49.7	1.524	6.25E-03	2.21E-02	1.08E-02	1.13E-02	Decoupled	DOWN

DATE/TIME	RUN	ρ_{exp}	ρ_{shot}	RHU (sec)	P_{max} (MW)	E_{pk} (MJ)	$E_{pk+3\Gamma}$ (MJ)	E_{TOT} (MJ)	ρ_{sys}	τ_0(sec)	Γ (sec)	$(\Gamma/2)_{LE}$ (sec)	$(\Gamma/2)_{TE}$ (sec)	FREC	FREC Rods
7/17/14 1:38 PM	11009	-6.22	1.249	0.40	103	4.3	8.1	11.5	1.199	1.60E-02	6.78E-02	3.53E-02	3.25E-02	Decoupled	DOWN
7/17/14 2:35 PM	11010	-6.25	1.350	0.40	341	9.4	22.2	27.7	1.234	1.37E-02	5.14E-02	2.40E-02	2.74E-02	Decoupled	DOWN
7/17/14 3:42 PM	11011	-6.22	1.690	0.25	1754	21.0	44.8	50.4	1.571	5.73E-03	2.19E-02	1.04E-02	1.14E-02	Decoupled	DOWN
7/21/14 10:33 AM	11015	-6.31	1.244	0.40	113	4.8	9.3	12.2	1.222	1.45E-02	7.08E-02	3.64E-02	3.45E-02	Decoupled	DOWN
7/21/14 11:28 AM	11016	-6.32	1.340	0.40	336	9.2	21.9	25.9	1.196	1.63E-02	5.12E-02	2.42E-02	2.70E-02	Decoupled	DOWN
7/21/14 12:24 PM	11017	-6.31	1.691	0.25	1727	20.1	44.1	50.1	1.509	6.42E-03	2.20E-02	1.02E-02	1.18E-02	Decoupled	DOWN
7/22/14 1:51 PM	11018	-0.22	1.265	0.40	325	9.2	22.5	26.4	1.186	1.70E-02	5.48E-02	2.47E-02	3.00E-02	Decoupled	DOWN
7/22/14 2:31 PM	11019	-0.22	1.284	0.40	365	9.8	24.1	28.6	1.322	1.01E-02	5.25E-02	2.35E-02	2.90E-02	Decoupled	DOWN
7/24/14 10:57 AM	11020	-0.17	1.291	0.40	429	11.0	26.3	29.6	1.243	1.33E-02	4.57E-02	2.04E-02	2.52E-02	Decoupled	DOWN
7/24/14 11:27 AM	11021	-0.18	1.294	0.40	416	10.7	25.1	28.9	1.286	1.13E-02	4.73E-02	2.28E-02	2.46E-02	Decoupled	DOWN
7/24/14 2:48 PM	11022	-0.07	1.171	0.40	158	7.7	12.9	15.5	1.262	1.23E-02	7.00E-02	4.30E-02	2.69E-02	Decoupled	DOWN
7/24/14 3:09 PM	11023	-0.09	1.177	0.40	196	7.6	16.6	20.4	1.119	2.55E-02	7.14E-02	3.36E-02	3.78E-02	Decoupled	DOWN
7/24/14 3:29 PM	11024	-0.09	1.173	0.40	196	7.4	15.7	19.0	1.175	1.81E-02	6.91E-02	3.27E-02	3.64E-02	Decoupled	DOWN
7/24/14 3:51 PM	11025	-0.08	1.170	0.40	169	8.5	14.4	17.2	1.107	2.80E-02	7.27E-02	4.41E-02	2.86E-02	Decoupled	DOWN
7/25/14 10:33 AM	11026	0.00	1.171	0.40	129	6.0	10.5	13.2	1.232	1.38E-02	6.87E-02	3.98E-02	2.89E-02	Decoupled	DOWN
7/25/14 10:56 AM	11027	0.00	1.175	0.40	169	6.8	14.2	18.1	1.201	1.59E-02	7.28E-02	3.59E-02	3.69E-02	Decoupled	DOWN
7/25/14 11:23 AM	11028	-0.04	1.173	0.40	135	5.8	11.0	13.2	1.158	1.98E-02	7.00E-02	3.64E-02	3.35E-02	Decoupled	DOWN
7/25/14 11:46 AM	11029	-0.04	1.176	0.40	148	5.9	11.6	14.2	1.147	2.12E-02	6.84E-02	3.37E-02	3.47E-02	Decoupled	DOWN
7/28/14 3:37 PM	11030	-0.20	1.501	0.40	1298	19.3	42.5	52.1	1.458	7.14E-03	2.74E-02	1.31E-02	1.42E-02	Decoupled	DOWN
7/29/14 11:25 AM	11031	-0.22	1.502	0.40	1414	20.5	44.1	54.1	1.543	6.03E-03	2.61E-02	1.29E-02	1.32E-02	Decoupled	DOWN
7/30/14 1:09 PM	11032	-0.40	1.270	0.40	305	10.1	22.3	27.7	1.269	1.20E-02	5.80E-02	2.96E-02	2.84E-02	Decoupled	DOWN
7/30/14 2:52 PM	11033	-0.56	1.471	0.40	1163	18.7	41.3	50.8	1.407	8.02E-03	2.97E-02	1.43E-02	1.54E-02	Decoupled	DOWN
7/30/14 3:43 PM	11034	-0.58	1.470	0.40	1157	19.3	41.4	49.6	1.458	7.14E-03	2.97E-02	1.47E-02	1.50E-02	Decoupled	DOWN
7/31/14 11:17 AM	11035	-0.69	1.271	0.40	309	9.8	22.6	26.7	1.434	7.52E-03	5.85E-02	2.81E-02	3.04E-02	Decoupled	DOWN
7/31/14 2:00 PM	11036	-0.69	1.271	0.40	361	10.1	24.0	25.8	1.224	1.43E-02	5.25E-02	2.48E-02	2.76E-02	Decoupled	DOWN
7/31/14 2:28 PM	11037	-0.69	1.271	0.40	359	10.2	24.2	28.8	1.229	1.40E-02	5.32E-02	2.52E-02	2.80E-02	Decoupled	DOWN
8/1/14 12:11 PM	11038	-0.50	1.270	0.40	330	10.2	22.8	26.2	1.271	1.19E-02	5.55E-02	2.76E-02	2.79E-02	Decoupled	DOWN
8/1/14 1:16 PM	11039	-0.49	1.470	0.40	1120	18.5	40.4	50.3	1.427	7.64E-03	3.02E-02	1.48E-02	1.55E-02	Decoupled	DOWN
8/4/14 2:31 PM	11040	-0.66	1.270	0.40	314	9.3	21.7	25.2	1.261	1.23E-02	5.62E-02	2.62E-02	3.00E-02	Decoupled	DOWN

DATE/TIME	RUN	ρ_{exp}	ρ_{shot}	RHU (sec)	P_{max} (MW)	E_{pk} (MJ)	$E_{pk+3\Gamma}$ (MJ)	E_{TOT} (MJ)	ρ_{sys}	τ_0(sec)	Γ (sec)	$(\Gamma/2)_{LE}$ (sec)	$(\Gamma/2)_{TE}$ (sec)	FREC	FREC Rods
8/4/14 3:10 PM	11041	-0.65	1.469	0.40	1099	17.2	39.6	49.6	1.482	6.78E-03	2.99E-02	1.37E-02	1.62E-02	Decoupled	DOWN
8/5/14 12:22 PM	11042	-0.03	1.198	0.40	183	7.9	19.6	26.3	1.204	1.56E-02	7.62E-02	3.84E-02	3.79E-02	Decoupled	DOWN
8/5/14 1:49 PM	11043	-0.03	1.449	0.40	1013	15.9	38.1	46.3	1.475	6.88E-03	3.12E-02	1.38E-02	1.74E-02	Decoupled	DOWN
8/5/14 3:07 PM	11044	-0.01	2.651	0.40	17615	82.1	170.6	193.5	2.507	2.18E-03	8.52E-03	4.16E-03	4.36E-03	Decoupled	DOWN
8/6/14 11:20 AM	11045	-0.01	1.198	0.70	139	5.5	17.8	23.6	1.146	2.13E-02	8.72E-02	3.36E-02	5.36E-02	Decoupled	DOWN
8/6/14 1:29 PM	11046	-0.05	1.451	0.40	1026	16.8	38.4	45.6	1.466	7.02E-03	3.12E-02	1.45E-02	1.67E-02	Decoupled	DOWN
8/6/14 2:39 PM	11047	-0.03	1.872	0.40	4421	37.7	80.6	96.6	1.822	3.99E-03	1.58E-02	7.56E-03	8.24E-03	Decoupled	DOWN
8/6/14 4:01 PM	11048	-0.06	2.229	0.40	9304	57.0	119.3	139.4	2.153	2.85E-03	1.12E-02	5.44E-03	5.76E-03	Decoupled	DOWN
8/7/14 10:27 AM	11049	-0.05	1.199	0.70	192	7.5	19.8	26.3	1.190	1.67E-02	7.41E-02	3.32E-02	4.09E-02	Decoupled	DOWN
8/7/14 1:41 PM	11050	-0.05	1.470	0.40	1110	18.2	39.6	48.9	1.469	6.97E-03	2.96E-02	1.46E-02	1.51E-02	Decoupled	DOWN
8/7/14 3:11 PM	11051	-0.04	2.258	0.40	9848	59.3	123.7	145.3	2.149	2.86E-03	1.10E-02	5.36E-03	5.60E-03	Decoupled	DOWN
8/9/14 11:16 AM	11052	0.00	3.090	2.00	27197	106.5	219.2	280.7	2.759	1.87E-03	7.12E-03	3.48E-03	3.64E-03	Decoupled	DOWN
8/14/14 12:21 PM	11060	-0.33	1.470	0.40	1137	19.1	40.0	46.6	1.407	8.01E-03	2.91E-02	1.50E-02	1.42E-02	Decoupled	DOWN
8/14/14 2:30 PM	11061	-0.39	1.480	0.40	1290	19.1	42.6	51.8	1.422	7.73E-03	2.76E-02	1.32E-02	1.45E-02	Decoupled	DOWN
8/19/14 10:03 AM	11066	-5.90	1.233	0.40	108	4.8	9.2	12.5	1.126	2.42E-02	7.44E-02	3.87E-02	3.57E-02	Decoupled	DOWN
8/19/14 11:29 AM	11067	-5.91	1.335	0.40	344	9.2	22.1	26.2	1.335	9.69E-03	5.00E-02	2.34E-02	2.66E-02	Decoupled	DOWN
8/19/14 2:27 PM	11068	-5.89	1.684	0.25	1654	20.2	42.7	47.1	1.542	6.04E-03	2.23E-02	1.08E-02	1.15E-02	Decoupled	DOWN
8/20/14 9:58 AM	11069	-5.92	1.232	0.40	87	3.7	6.8	9.6	1.148	2.10E-02	6.99E-02	3.75E-02	3.24E-02	Decoupled	DOWN
8/20/14 12:01 PM	11070	-5.87	1.330	0.40	192	6.3	14.5	19.3	1.163	1.93E-02	6.00E-02	2.90E-02	3.10E-02	Decoupled	DOWN
8/20/14 2:49 PM	11071	-5.89	1.688	0.25	1797	20.6	44.9	50.6	1.526	6.22E-03	2.15E-02	1.00E-02	1.15E-02	Decoupled	DOWN
8/21/14 9:25 AM	11072	-5.95	1.231	0.40	130	5.9	10.4	11.3	1.160	1.97E-02	6.84E-02	3.82E-02	3.01E-02	Decoupled	DOWN
8/21/14 10:50 AM	11073	-5.92	1.333	0.40	284	8.5	20.1	23.8	1.210	1.52E-02	5.63E-02	2.68E-02	2.95E-02	Decoupled	DOWN
8/21/14 1:51 PM	11074	-5.91	1.688	0.40	1784	21.6	44.7	50.2	1.575	5.70E-03	2.16E-02	1.07E-02	1.09E-02	Decoupled	DOWN
8/26/14 10:44 AM	11079	-5.90	1.336	0.40	318	9.2	21.6	25.9	1.240	1.34E-02	5.20E-02	2.50E-02	2.71E-02	Decoupled	DOWN
8/26/14 12:22 PM	11080	-5.92	1.688	0.25	1838	21.3	45.5	51.6	1.580	5.65E-03	2.13E-02	1.02E-02	1.11E-02	Decoupled	DOWN
8/27/14 11:25 AM	11083	-5.91	1.336	0.40	314	8.6	20.9	24.6	1.233	1.38E-02	5.26E-02	2.40E-02	2.85E-02	Decoupled	DOWN
8/27/14 1:58 PM	11084	-5.91	1.687	0.25	1789	22.1	45.1	50.3	1.544	6.01E-03	2.17E-02	1.09E-02	1.08E-02	Decoupled	DOWN
8/28/14 9:41 AM	11085	-5.93	1.336	0.40	305	9.3	20.8	24.3	1.217	1.48E-02	5.41E-02	2.73E-02	2.68E-02	Decoupled	DOWN
8/28/14 11:24 AM	11086	-5.93	1.338	0.25	322	9.3	21.4	25.2	1.242	1.33E-02	5.23E-02	2.53E-02	2.70E-02	Decoupled	DOWN

DATE/TIME	RUN	ρ_{exp}	ρ_{shot}	RHU (sec)	P_{max} (MW)	E_{pk} (MJ)	$E_{pk+3\Gamma}$ (MJ)	E_{TOT} (MJ)	ρ_{sys}	τ_0(sec)	Γ (sec)	$(\Gamma/2)_{LE}$ (sec)	$(\Gamma/2)_{TE}$ (sec)	FREC	FREC Rods
8/28/14 2:09 PM	11087	-5.95	1.338	0.40	350	9.3	22.5	27.0	1.223	1.44E-02	4.98E-02	2.32E-02	2.67E-02	Decoupled	DOWN
9/2/14 10:24 AM	11088	-6.26	1.690	0.25	1665	21.0	43.3	50.5	1.551	5.94E-03	2.23E-02	1.11E-02	1.12E-02	Decoupled	DOWN
9/2/14 12:13 PM	11089	-6.28	2.050	0.25	5068	38.6	81.9	91.6	1.910	3.61E-03	1.40E-02	6.72E-03	7.28E-03	Decoupled	DOWN
9/2/14 2:46 PM	11090	-6.29	2.413	0.25	10420	58.1	121.6	136.5	2.258	2.61E-03	1.02E-02	4.96E-03	5.28E-03	Decoupled	DOWN
9/3/14 9:57 AM	11091	-6.28	1.690	0.25	1810	21.8	45.5	52.7	1.600	5.46E-03	2.16E-02	1.06E-02	1.10E-02	Decoupled	DOWN
9/3/14 11:59 AM	11092	-6.29	2.000	0.25	4594	37.0	77.7	86.7	1.883	3.72E-03	1.46E-02	7.12E-03	7.52E-03	Decoupled	DOWN
9/3/14 3:35 PM	11093	-6.31	2.414	0.25	10428	58.5	121.7	133.0	2.285	2.56E-03	1.02E-02	5.00E-03	5.24E-03	Decoupled	DOWN
9/4/14 11:17 AM	11094	-2.61	2.379	0.40	9403	62.2	131.5	152.6	2.098	2.99E-03	1.22E-02	5.88E-03	6.32E-03	Decoupled	DOWN
9/4/14 3:19 PM	11095	-2.58	1.619	0.40	1505	23.4	49.2	57.3	1.527	6.21E-03	2.76E-02	1.39E-02	1.37E-02	Decoupled	DOWN
9/4/14 4:22 PM	11096	-2.55	1.980	0.40	4502	41.8	87.5	101.6	1.774	4.24E-03	1.69E-02	8.24E-03	8.64E-03	Decoupled	DOWN
9/9/14 10:27 AM	11102	-0.11	1.503	0.40	1277	18.7	42.1	51.0	1.481	6.80E-03	2.76E-02	1.30E-02	1.46E-02	Decoupled	DOWN
9/9/14 2:58 PM	11103	-6.18	1.690	0.25	1776	21.0	44.6	51.3	1.530	6.17E-03	2.16E-02	1.04E-02	1.12E-02	Decoupled	DOWN
9/10/14 12:06 PM	11105	-6.10	1.690	0.25	1824	21.9	45.4	52.0	1.650	5.05E-03	2.14E-02	1.05E-02	1.09E-02	Decoupled	DOWN
9/10/14 4:09 PM	11106	-6.30	1.503	0.40	1316	20.6	43.3	52.6	1.427	7.65E-03	2.74E-02	1.39E-02	1.36E-02	Decoupled	DOWN
9/11/14 11:06 AM	11107	-0.11	1.499	0.40	1252	19.3	41.8	50.0	1.469	6.97E-03	2.81E-02	1.38E-02	1.43E-02	Decoupled	DOWN
9/11/14 4:15 PM	11108	-0.09	1.501	0.40	1360	20.4	43.8	52.5	1.467	7.00E-03	2.71E-02	1.34E-02	1.37E-02	Decoupled	DOWN
9/16/14 2:30 PM	11114	-0.03	1.500	0.40	1251	18.4	41.7	49.8	1.532	6.15E-03	2.80E-02	1.30E-02	1.50E-02	Decoupled	DOWN
9/16/14 4:10 PM	11115	-0.05	1.501	0.40	1276	19.3	42.5	51.6	1.475	6.88E-03	2.79E-02	1.34E-02	1.45E-02	Decoupled	DOWN
9/17/14 12:22 PM	11116	-0.03	1.500	0.40	1227	18.9	41.3	50.6	1.518	6.31E-03	2.82E-02	1.37E-02	1.45E-02	Decoupled	DOWN
9/17/14 4:14 PM	11117	-0.01	1.499	0.40	1269	19.5	42.5	51.8	1.493	6.63E-03	2.82E-02	1.38E-02	1.44E-02	Decoupled	DOWN
9/18/14 11:44 AM	11118	-0.01	1.499	0.40	1320	19.5	43.0	54.4	1.505	6.48E-03	2.74E-02	1.31E-02	1.42E-02	Decoupled	DOWN
9/18/14 4:08 PM	11119	-0.08	1.498	0.40	1348	19.9	43.0	51.8	1.543	6.03E-03	2.69E-02	1.32E-02	1.36E-02	Decoupled	DOWN
9/19/14 11:39 AM	11120	-0.07	1.501	0.40	1382	20.5	44.0	53.5	1.532	6.15E-03	2.68E-02	1.32E-02	1.36E-02	Decoupled	DOWN
9/20/14 10:04 AM	11121	0.00	3.068	4.00	25175	106.3	216.8	281.6	2.768	1.86E-03	7.56E-03	3.76E-03	3.80E-03	Decoupled	DOWN
9/20/14 10:52 AM	11122	0.00	3.056	2.00	24767	104.1	213.4	257.1	2.703	1.93E-03	7.60E-03	3.76E-03	3.84E-03	Decoupled	DOWN
9/20/14 11:38 AM	11123	0.00	3.068	1.00	25420	101.1	210.4	250.4	2.716	1.92E-03	7.32E-03	3.56E-03	3.76E-03	Decoupled	DOWN
9/20/14 1:10 PM	11124	0.00	3.066	2.00	24815	104.3	213.4	263.0	2.733	1.90E-03	7.56E-03	3.76E-03	3.80E-03	Decoupled	DOWN
9/20/14 1:55 PM	11125	0.00	3.060	4.00	24586	103.7	211.8	262.4	2.677	1.96E-03	7.56E-03	3.76E-03	3.80E-03	Decoupled	DOWN
9/20/14 2:34 PM	11126	0.00	3.060	4.00	24415	102.9	210.3	264.2	2.696	1.94E-03	7.56E-03	3.76E-03	3.80E-03	Decoupled	DOWN

DATE/TIME	RUN	ρ_{exp}	ρ_{shot}	RHU (sec)	P_{max} (MW)	E_{pk} (MJ)	$E_{pk+3\Gamma}$ (MJ)	E_{TOT} (MJ)	ρ_{sys}	τ_0(sec)	Γ (sec)	$(\Gamma/2)_{LE}$ (sec)	$(\Gamma/2)_{TE}$ (sec)	FREC	FREC Rods
9/25/14 11:34 AM	11127	-0.34	1.270	0.40	272	8.8	20.6	25.8	1.239	1.34E-02	6.12E-02	2.88E-02	3.24E-02	Decoupled	DOWN
9/25/14 2:33 PM	11128	-0.37	1.595	0.40	1154	17.2	39.7	49.1	1.428	7.63E-03	2.87E-02	1.32E-02	1.55E-02	Decoupled	DOWN
9/25/14 3:35 PM	11130	-0.39	1.473	0.40	1176	18.9	40.7	49.4	1.495	6.61E-03	2.89E-02	1.43E-02	1.46E-02	Decoupled	DOWN
9/26/14 11:14 AM	11131	-0.66	1.271	0.40	205	6.4	15.7	19.1	1.252	1.28E-02	6.17E-02	2.70E-02	3.46E-02	Decoupled	DOWN
9/26/14 2:24 PM	11132	-0.67	1.420	0.40	893	16.1	35.7	44.0	1.411	7.94E-03	3.31E-02	1.62E-02	1.70E-02	Decoupled	DOWN
9/29/14 12:24 PM	11133	-0.68	1.300	0.40	433	11.5	26.0	30.3	1.289	1.12E-02	4.66E-02	2.34E-02	2.32E-02	Decoupled	DOWN
9/29/14 2:13 PM	11134	-0.70	1.420	0.40	956	17.1	36.8	43.8	1.460	7.10E-03	3.18E-02	1.59E-02	1.59E-02	Decoupled	DOWN
9/30/14 12:00 PM	11135	-0.13	1.501	0.40	1361	19.3	42.8	52.6	1.462	7.07E-03	2.64E-02	1.24E-02	1.40E-02	Decoupled	DOWN
9/30/14 4:19 PM	11136	-0.20	1.499	0.40	1424	20.6	43.7	52.3	1.484	6.75E-03	2.58E-02	1.28E-02	1.30E-02	Decoupled	DOWN
10/1/14 11:25 AM	11137	-0.18	1.265	0.40	342	8.5	23.0	26.3	1.227	1.41E-02	5.26E-02	2.13E-02	3.12E-02	Decoupled	DOWN
10/1/14 11:56 AM	11138	-0.19	1.265	0.40	403	10.1	24.8	28.6	1.214	1.50E-02	4.80E-02	2.19E-02	2.62E-02	Decoupled	DOWN
10/10/14 10:39 AM	11142	0.00	3.116	4.00	28215	108.5	223.9	273.5	2.727	1.90E-03	7.00E-03	3.44E-03	3.56E-03	Decoupled	DOWN
10/30/14 10:22 AM	11144	0.00	1.669	4.00	2552	28.1	58.8	94.5	1.661	4.96E-03	1.97E-02	9.68E-03	1.00E-02	Decoupled	DOWN
10/30/14 2:00 PM	11145	0.00	2.321	4.00	11081	63.3	133.2	187.5	2.215	2.70E-03	1.05E-02	5.08E-03	5.44E-03	Decoupled	DOWN
10/30/14 2:44 PM	11146	0.00	3.106	4.00	25532	107.4	219.2	286.8	2.746	1.88E-03	7.56E-03	3.76E-03	3.80E-03	Decoupled	DOWN
10/30/14 3:46 PM	11147	0.00	3.098	4.00	25103	105.3	215.9	293.3	2.795	1.83E-03	7.60E-03	3.76E-03	3.84E-03	Decoupled	DOWN
10/31/14 3:04 PM	11149	0.00	2.320	4.00	7535	51.0	105.8	162.1	2.040	3.16E-03	1.22E-02	6.04E-03	6.20E-03	Decoupled	DOWN
10/31/14 3:24 PM	11150	0.00	3.127	4.00	23179	98.7	203.3	265.4	2.671	1.97E-03	7.72E-03	3.80E-03	3.92E-03	Decoupled	DOWN
10/31/14 3:48 PM	11151	0.00	3.161	4.00	23020	95.9	199.9	259.3	2.684	1.95E-03	7.64E-03	3.72E-03	3.92E-03	Decoupled	DOWN
11/10/14 10:41 AM	11153	-0.11	1.200	0.40	190	7.0	16.0	19.9	1.364	8.94E-03	7.20E-02	3.13E-02	4.07E-02	Decoupled	DOWN
11/10/14 11:26 AM	11154	-0.12	1.180	0.50	171	7.3	14.1	17.8	1.140	2.22E-02	7.00E-02	3.63E-02	3.37E-02	Decoupled	DOWN
11/10/14 12:00 PM	11155	-0.12	1.180	0.50	136	6.7	10.9	13.4	1.150	2.07E-02	6.90E-02	4.26E-02	2.64E-02	Decoupled	DOWN
11/10/14 2:59 PM	11156	-0.12	1.260	0.50	339	9.5	22.8	27.6	1.222	1.44E-02	5.32E-02	2.42E-02	2.91E-02	Decoupled	DOWN
11/10/14 3:58 PM	11157	-0.13	1.260	0.50	269	10.0	20.8	24.3	1.182	1.74E-02	6.18E-02	3.27E-02	2.92E-02	Decoupled	DOWN
11/11/14 11:45 AM	11161	-0.10	1.170	0.50	213	8.6	17.5	20.7	1.156	2.00E-02	7.08E-02	3.61E-02	3.47E-02	Decoupled	DOWN
11/11/14 1:52 PM	11162	-0.08	1.300	0.50	471	11.9	27.1	32.6	1.245	1.31E-02	4.48E-02	2.19E-02	2.29E-02	Decoupled	DOWN
11/11/14 3:21 PM	11163	-0.08	1.430	0.50	937	15.9	36.2	45.1	1.401	8.14E-03	3.21E-02	1.49E-02	1.72E-02	Decoupled	DOWN
11/12/14 11:19 AM	11166	-0.14	1.180	0.35	94	3.5	6.1	9.5	1.204	1.56E-02	5.36E-02	2.90E-02	2.47E-02	Decoupled	DOWN
11/12/14 12:33 PM	11167	-0.14	1.252	0.40	262	9.0	20.9	24.4	1.187	1.70E-02	6.51E-02	3.04E-02	3.47E-02	Decoupled	DOWN

DATE/TIME	RUN	ρ_{exp}	ρ_{shot}	RHU (sec)	P_{max} (MW)	E_{pk} (MJ)	$E_{pk+3\Gamma}$ (MJ)	E_{TOT} (MJ)	ρ_{sys}	τ_0(sec)	Γ (sec)	$(\Gamma/2)_{LE}$ (sec)	$(\Gamma/2)_{TE}$ (sec)	FREC	FREC Rods
11/12/14 2:20 PM	11168	-0.15	1.450	0.40	1121	17.8	39.6	48.0	1.408	7.99E-03	2.95E-02	1.41E-02	1.54E-02	Decoupled	DOWN
11/13/14 10:19 AM	11169	-0.14	1.190	0.35	61	2.7	4.3	8.1	1.237	1.36E-02	5.84E-02	3.60E-02	2.24E-02	Decoupled	DOWN
11/13/14 11:57 AM	11170	-0.14	1.460	0.40	1047	17.4	38.4	48.8	1.374	8.71E-03	3.04E-02	1.47E-02	1.57E-02	Decoupled	DOWN
11/13/14 2:34 PM	11171	-0.18	1.260	0.40	329	9.4	22.8	27.6	1.162	1.93E-02	5.52E-02	2.52E-02	3.00E-02	Decoupled	DOWN
11/14/14 10:44 AM	11172	-6.06	1.240	0.40	118	4.7	10.0	13.5	1.158	1.99E-02	7.17E-02	3.28E-02	3.88E-02	Decoupled	DOWN
11/14/14 11:45 AM	11173	-6.06	1.335	0.40	341	9.3	22.3	28.0	1.185	1.72E-02	5.13E-02	2.36E-02	2.77E-02	Decoupled	DOWN
11/18/14 10:12 AM	11177	-5.80	1.232	0.40	95	4.5	7.4	10.4	1.153	2.04E-02	6.42E-02	3.96E-02	2.46E-02	Decoupled	DOWN
11/18/14 11:47 AM	11178	-5.82	1.333	0.40	327	9.3	21.6	25.5	1.269	1.20E-02	5.14E-02	2.53E-02	2.61E-02	Decoupled	DOWN
11/18/14 2:46 PM	11179	-5.79	1.687	0.25	1789	20.9	44.9	50.9	1.576	5.69E-03	2.16E-02	1.02E-02	1.14E-02	Decoupled	DOWN
11/19/14 10:07 AM	11180	-5.83	1.232	0.40	116	4.8	9.3	9.6	1.128	2.39E-02	6.63E-02	3.34E-02	3.28E-02	Decoupled	DOWN
11/19/14 11:43 AM	11181	-5.81	1.689	0.25	1804	21.1	44.8	49.6	1.614	5.33E-03	2.14E-02	1.03E-02	1.11E-02	Decoupled	DOWN
11/19/14 2:31 PM	11182	-5.81	1.335	0.40	317	8.4	21.3	25.0	1.253	1.28E-02	5.36E-02	2.36E-02	3.01E-02	Decoupled	DOWN
11/20/14 9:49 AM	11184	-5.82	1.232	0.40	112	5.1	9.6	10.4	1.135	2.28E-02	7.40E-02	4.00E-02	3.40E-02	Decoupled	DOWN
11/20/14 11:14 AM	11185	-5.82	1.690	0.25	1810	21.5	45.0	51.2	1.618	5.31E-03	2.14E-02	1.05E-02	1.10E-02	Decoupled	DOWN
11/20/14 2:07 PM	11186	-5.79	1.334	0.40	309	9.0	21.5	24.5	1.259	1.24E-02	5.40E-02	2.50E-02	2.90E-02	Decoupled	DOWN
11/21/14 11:43 AM	11187	-0.75	1.270	0.40	294	9.9	21.4	26.1	1.243	1.32E-02	5.85E-02	3.02E-02	2.83E-02	Decoupled	DOWN
11/21/14 2:01 PM	11188	-0.76	1.518	0.40	1370	19.9	43.7	53.9	1.513	6.38E-03	2.68E-02	1.28E-02	1.40E-02	Decoupled	DOWN
11/21/14 3:38 PM	11189	-0.73	1.500	0.40	1265	19.5	42.1	50.5	1.457	7.15E-03	2.78E-02	1.36E-02	1.42E-02	Decoupled	DOWN
11/24/14 10:52 AM	11190	-0.76	1.270	0.40	261	9.0	20.8	24.1	1.211	1.52E-02	6.44E-02	3.02E-02	3.42E-02	Decoupled	DOWN
11/24/14 2:16 PM	11191	-0.77	1.499	0.40	1316	18.8	42.7	53.1	1.491	6.67E-03	2.73E-02	1.26E-02	1.46E-02	Decoupled	DOWN
11/25/14 10:33 AM	11192	-0.62	1.280	0.40	301	9.1	21.6	26.0	1.211	1.51E-02	5.81E-02	2.71E-02	3.10E-02	Decoupled	DOWN
11/25/14 11:44 AM	11193	-0.65	1.500	0.40	1349	20.5	43.6	52.4	1.483	6.77E-03	2.72E-02	1.35E-02	1.37E-02	Decoupled	DOWN
12/2/14 1:55 PM	11200	0.03	1.630	0.40	634	14.3	31.5	40.1	1.345	9.42E-03	3.99E-02	1.96E-02	2.03E-02	Decoupled	DOWN
12/2/14 3:38 PM	11201	-0.02	2.410	0.40	6461	47.8	101.9	116.3	1.944	3.48E-03	1.37E-02	6.56E-03	7.16E-03	Decoupled	DOWN
12/3/14 10:03 AM	11202	-0.03	3.108	0.40	18590	87.0	181.6	208.1	2.561	2.11E-03	8.56E-03	4.16E-03	4.40E-03	Coupled	UP
12/3/14 11:59 AM	11203	0.02	3.110	0.40	18256	85.3	179.7	200.2	2.511	2.17E-03	8.64E-03	4.16E-03	4.48E-03	Coupled	UP
12/3/14 2:19 PM	11204	0.05	3.100	0.40	18001	84.9	178.4	205.9	2.480	2.22E-03	8.68E-03	4.20E-03	4.48E-03	Coupled	UP
12/4/14 10:02 AM	11205	0.16	1.630	0.40	1836	23.9	51.1	69.1	1.492	6.64E-03	2.37E-02	1.16E-02	1.21E-02	Coupled	DOWN
12/4/14 11:43 AM	11206	0.15	2.411	0.40	10885	64.0	134.1	152.7	2.470	2.24E-03	1.08E-02	5.24E-03	5.52E-03	Coupled	DOWN

DATE/TIME	RUN	ρ_{exp}	ρ_{shot}	RHU (sec)	P_{max} (MW)	E_{pk} (MJ)	$E_{pk+3\Gamma}$ (MJ)	E_{TOT} (MJ)	ρ_{sys}	τ_0(sec)	Γ (sec)	$(\Gamma/2)_{LE}$ (sec)	$(\Gamma/2)_{TE}$ (sec)	FREC	FREC Rods
12/4/14 2:19 PM	11207	-0.04	1.629	0.40	703	14.5	32.9	39.7	1.348	9.36E-03	3.81E-02	1.82E-02	1.99E-02	Coupled	UP
12/5/14 10:11 AM	11208	-0.03	1.630	0.40	712	15.0	33.2	39.3	1.355	9.17E-03	3.79E-02	1.86E-02	1.92E-02	Coupled	UP
12/8/14 2:59 PM	11209	0.12	1.630	0.40	2053	25.4	54.6	66.5	1.537	6.10E-03	2.26E-02	1.09E-02	1.17E-02	Coupled	DOWN
12/9/14 9:25 AM	11210	0.11	1.529	0.40	1348	20.7	44.6	53.7	1.430	7.59E-03	2.76E-02	1.36E-02	1.41E-02	Coupled	DOWN
12/9/14 2:50 PM	11211	0.14	3.104	0.40	24578	104.7	216.6	246.3	2.688	1.95E-03	7.76E-03	3.80E-03	3.96E-03	Coupled	DOWN
12/9/14 2:50 PM	11213	0.14	3.104	0.40	24578	104.7	216.6	246.3	2.677	1.96E-03	7.76E-03	3.80E-03	3.96E-03	Coupled	DOWN
12/16/14 11:04 AM	11217	-6.24	1.529	0.60	960	16.3	34.8	48.3	1.441	7.41E-03	2.99E-02	1.51E-02	1.48E-02	Decoupled	DOWN
12/16/14 3:11 PM	11218	-6.31	1.544	0.60	1122	17.3	37.8	51.8	1.390	8.37E-03	2.80E-02	1.37E-02	1.42E-02	Decoupled	DOWN
12/17/14 10:31 AM	11219	-6.20	1.544	0.60	1054	16.0	36.3	50.0	1.397	8.22E-03	2.84E-02	1.33E-02	1.51E-02	Decoupled	DOWN
12/17/14 12:06 PM	11220	-6.25	1.544	0.60	1018	15.4	35.5	50.9	1.426	7.66E-03	2.89E-02	1.34E-02	1.55E-02	Decoupled	DOWN
12/17/14 1:53 PM	11221	-6.29	1.549	0.60	1208	17.6	38.8	52.6	1.473	6.91E-03	2.69E-02	1.29E-02	1.40E-02	Decoupled	DOWN
12/17/14 3:15 PM	11222	-6.32	2.010	0.40	4920	39.0	81.5	99.5	1.937	3.51E-03	1.44E-02	7.04E-03	7.40E-03	Decoupled	DOWN
12/18/14 9:35 AM	11223	-6.23	2.009	0.40	4907	38.2	81.2	101.0	1.884	3.71E-03	1.44E-02	6.92E-03	7.48E-03	Decoupled	DOWN
12/18/14 11:15 AM	11224	-6.23	2.009	0.40	4675	37.4	79.0	93.7	1.881	3.73E-03	1.47E-02	7.12E-03	7.60E-03	Decoupled	DOWN
12/18/14 12:31 PM	11225	-6.25	2.035	0.40	4876	38.8	80.9	100.3	1.910	3.61E-03	1.44E-02	7.08E-03	7.36E-03	Decoupled	DOWN
12/18/14 2:21 PM	11226	-6.25	2.454	0.40	11280	61.3	127.4	144.7	2.301	2.53E-03	9.92E-03	4.84E-03	5.08E-03	Decoupled	DOWN
12/18/14 3:57 PM	11227	-6.26	2.454	0.40	11065	61.2	126.2	144.2	2.269	2.59E-03	1.00E-02	4.92E-03	5.08E-03	Decoupled	DOWN
12/19/14 11:09 AM	11229	-6.30	2.453	0.40	11444	62.3	128.8	145.8	2.378	2.39E-03	9.84E-03	4.84E-03	5.00E-03	Decoupled	DOWN
12/19/14 1:02 PM	11230	-6.26	2.453	0.40	11192	61.5	126.9	147.1	2.397	2.35E-03	9.92E-03	4.88E-03	5.04E-03	Decoupled	DOWN
12/22/14 11:14 AM	11231	0.00	3.139	0.40	31394	113.9	236.4	279.5	3.085	1.58E-03	6.64E-03	3.24E-03	3.40E-03	Decoupled	DOWN
12/23/14 10:30 AM	11232	-0.03	2.500	0.40	14518	74.2	153.7	176.0	2.556	2.11E-03	9.28E-03	4.56E-03	4.72E-03	Decoupled	DOWN
1/5/15 4:14 PM	11233	-0.01	1.500	0.40	1276	19.5	42.7	50.2	1.446	7.32E-03	2.78E-02	1.33E-02	1.44E-02	Decoupled	DOWN
1/6/15 9:24 AM	11234	-0.03	2.000	0.40	6314	46.8	96.7	111.4	2.083	3.03E-03	1.34E-02	6.60E-03	6.76E-03	Decoupled	DOWN
1/14/15 2:26 PM	11236	-6.15	2.806	0.40	18796	82.2	169.6	189.8	2.487	2.21E-03	7.96E-03	3.92E-03	4.04E-03	Decoupled	DOWN
1/20/15 11:26 AM	11250	-0.13	1.171	0.40	102	4.1	7.7	13.2	1.300	1.08E-02	6.34E-02	3.35E-02	2.98E-02	Decoupled	DOWN
1/20/15 2:01 PM	11251	-0.12	1.171	0.50	115	6.2	13.7	17.8	1.277	1.17E-02	9.32E-02	4.56E-02	4.76E-02	Decoupled	DOWN
1/20/15 3:09 PM	11252	-0.12	1.201	0.50	154	7.4	16.5	24.4	1.275	1.17E-02	8.20E-02	4.28E-02	3.93E-02	Decoupled	DOWN
1/21/15 10:38 AM	11253	-6.40	2.550	0.40	13300	67.7	140.0	160.5	2.362	2.41E-03	9.24E-03	4.52E-03	4.72E-03	Decoupled	DOWN
1/21/15 1:07 PM	11254	-6.40	2.547	0.40	13090	66.8	138.8	156.7	2.372	2.40E-03	9.32E-03	4.56E-03	4.76E-03	Decoupled	DOWN

DATE/TIME	RUN	ρ_{exp}	ρ_{shot}	RHU (sec)	P_{max} (MW)	E_{pk} (MJ)	$E_{pk+3\Gamma}$ (MJ)	E_{TOT} (MJ)	ρ_{sys}	τ_0(sec)	Γ (sec)	$(\Gamma/2)_{LE}$ (sec)	$(\Gamma/2)_{TE}$ (sec)	FREC	FREC Rods
1/21/15 2:43 PM	11255	-6.41	2.551	0.40	13020	66.6	138.3	159.0	2.310	2.51E-03	9.32E-03	4.56E-03	4.76E-03	Decoupled	DOWN
1/22/15 10:49 AM	11256	-2.81	1.270	0.40	186	8.4	15.5	25.4	1.423	7.72E-03	7.19E-02	4.00E-02	3.18E-02	Decoupled	DOWN
1/22/15 1:19 PM	11257	-2.79	1.349	0.40	339	11.0	24.6	29.8	1.210	1.52E-02	5.80E-02	2.89E-02	2.91E-02	Decoupled	DOWN
1/22/15 3:02 PM	11258	-2.80	1.370	0.40	425	12.5	27.2	31.7	1.233	1.38E-02	5.07E-02	2.62E-02	2.45E-02	Decoupled	DOWN
1/27/15 10:31 AM	11263	-0.11	1.191	0.70	139	8.1	18.2	23.0	1.165	1.90E-02	8.40E-02	4.87E-02	3.52E-02	Decoupled	DOWN
1/27/15 11:30 AM	11264	-0.12	1.479	0.40	1208	19.6	40.7	51.8	1.501	6.53E-03	2.82E-02	1.45E-02	1.37E-02	Decoupled	DOWN
1/27/15 1:12 PM	11265	-0.14	2.591	0.40	16430	78.8	165.0	188.3	2.577	2.08E-03	8.84E-03	4.28E-03	4.56E-03	Decoupled	DOWN
1/27/15 2:54 PM	11266	-0.09	3.062	0.25	26557	103.6	215.8	236.0	2.816	1.81E-03	7.16E-03	3.48E-03	3.68E-03	Decoupled	DOWN
1/28/15 11:02 AM	11267	-0.11	1.190	0.70	145	5.9	17.6	22.4	1.148	2.10E-02	8.39E-02	3.57E-02	4.82E-02	Decoupled	DOWN
1/28/15 12:13 PM	11268	-0.12	1.483	0.40	1261	18.7	41.3	52.2	1.472	6.93E-03	2.75E-02	1.30E-02	1.44E-02	Decoupled	DOWN
1/28/15 2:21 PM	11269	-0.14	2.670	0.40	18308	84.7	175.6	200.1	2.708	1.92E-03	8.44E-03	4.12E-03	4.32E-03	Decoupled	DOWN
1/29/15 10:04 AM	11270	-0.08	1.191	0.70	166	6.6	18.6	25.2	1.179	1.77E-02	7.76E-02	3.47E-02	4.29E-02	Decoupled	DOWN
1/29/15 11:10 AM	11271	-0.07	1.481	0.40	1275	19.3	41.9	51.9	1.485	6.74E-03	2.74E-02	1.34E-02	1.40E-02	Decoupled	DOWN
1/29/15 2:48 PM	11272	-0.08	2.670	0.40	18316	84.3	175.5	199.0	2.793	1.83E-03	8.44E-03	4.12E-03	4.32E-03	Decoupled	DOWN
2/2/15 2:09 PM	11277	-0.04	3.047	0.40	27109	105.3	219.0	251.8	2.746	1.88E-03	7.16E-03	3.48E-03	3.68E-03	Decoupled	DOWN
2/4/15 1:25 PM	11282	-0.43	1.320	0.40	250	8.5	20.5	23.9	1.238	1.35E-02	6.74E-02	3.08E-02	3.66E-02	Coupled	UP
2/4/15 2:55 PM	11283	-0.38	3.045	0.40	23977	102.3	209.9	235.5	2.790	1.84E-03	7.72E-03	3.84E-03	3.88E-03	Coupled	UP
2/5/15 10:16 AM	11284	-0.38	3.036	0.40	24391	99.0	207.1	234.2	2.760	1.87E-03	7.48E-03	3.60E-03	3.88E-03	Decoupled	DOWN
2/6/15 9:42 AM	11289	-0.35	1.320	0.40	305	9.4	21.3	23.9	1.301	1.08E-02	5.65E-02	2.76E-02	2.90E-02	Decoupled	DOWN
2/6/15 10:57 AM	11290	-0.45	3.048	0.40	24456	99.8	207.4	246.8	2.631	2.02E-03	7.48E-03	3.64E-03	3.84E-03	Decoupled	DOWN
2/10/15 10:10 AM	11292	-0.18	1.199	0.70	160	6.9	0.5	25.2	1.146	2.14E-02	8.06E-02	3.73E-02	4.33E-02	Decoupled	DOWN
2/10/15 11:19 AM	11293	0.03	1.468	0.40	1205	18.7	40.6	40.4	1.507	6.45E-03	2.81E-02	1.37E-02	1.44E-02	Decoupled	DOWN
2/10/15 2:19 PM	11294	0.02	2.651	0.40	17992	84.4	174.7	205.7	2.504	2.19E-03	8.52E-03	4.20E-03	4.32E-03	Decoupled	DOWN
2/11/15 10:33 AM	11295	-0.08	1.199	0.70	169	6.5	18.7	25.2	1.184	1.72E-02	7.82E-02	3.38E-02	4.44E-02	Decoupled	DOWN
2/11/15 11:35 AM	11296	-0.08	1.470	0.40	1085	17.5	38.5	47.0	1.434	7.52E-03	2.97E-02	1.44E-02	1.53E-02	Decoupled	DOWN
2/11/15 2:37 PM	11297	-0.12	2.650	0.40	18026	84.0	174.9	196.1	2.590	2.07E-03	8.52E-03	4.16E-03	4.36E-03	Decoupled	DOWN
2/12/15 3:12 PM	11298	-5.87	1.232	0.40	104	4.8	8.5	11.2	1.125	2.45E-02	7.05E-02	4.02E-02	3.03E-02	Decoupled	DOWN
2/12/15 4:11 PM	11299	-5.88	1.228	0.40	92	4.2	7.5	10.5	1.114	2.65E-02	7.00E-02	3.92E-02	3.08E-02	Decoupled	DOWN
2/13/15 9:20 AM	11300	-5.88	1.230	0.40	112	4.5	9.2	10.2	1.137	2.25E-02	6.97E-02	3.29E-02	3.68E-02	Decoupled	DOWN

DATE/TIME	RUN	ρ_{exp}	ρ_{shot}	RHU (sec)	P_{max} (MW)	E_{pk} (MJ)	$E_{pk+3\Gamma}$ (MJ)	E_{TOT} (MJ)	ρ_{sys}	τ_0(sec)	Γ (sec)	$(\Gamma/2)_{LE}$ (sec)	$(\Gamma/2)_{TE}$ (sec)	FREC	FREC Rods
2/13/15 2:02 PM	11301	-6.16	1.570	0.40	1221	18.7	39.2	47.4	1.467	7.00E-03	2.68E-02	1.35E-02	1.33E-02	Decoupled	DOWN
2/13/15 2:02 PM	11305	-6.16	1.570	0.40	1221	18.7	39.2	47.4	1.467	7.00E-03	2.68E-02	1.35E-02	1.33E-02	Decoupled	DOWN
2/17/15 11:48 AM	11306	-0.48	1.177	0.40	162	7.4	13.1	16.7	1.213	1.50E-02	6.95E-02	4.05E-02	2.90E-02	Decoupled	DOWN
2/17/15 1:41 PM	11307	-0.49	1.293	0.40	485	12.1	27.4	31.8	1.253	1.27E-02	4.44E-02	2.19E-02	2.25E-02	Decoupled	DOWN
2/17/15 2:36 PM	11308	-0.46	1.420	0.40	875	16.5	36.0	44.0	1.432	7.55E-03	3.35E-02	1.64E-02	1.71E-02	Decoupled	DOWN
2/18/15 1:29 PM	11309	-0.44	1.168	0.40	69	3.1	5.2	6.0	1.118	2.57E-02	6.57E-02	3.82E-02	2.74E-02	Decoupled	DOWN
2/18/15 2:12 PM	11310	-0.44	1.290	0.40	456	10.5	26.6	31.2	1.298	1.09E-02	4.59E-02	1.99E-02	2.60E-02	Decoupled	DOWN
2/19/15 2:08 PM	11311	-0.74	1.181	0.40	139	6.2	11.2	14.0	1.167	1.88E-02	6.92E-02	3.88E-02	3.04E-02	Decoupled	DOWN
2/19/15 3:46 PM	11312	-0.74	1.291	0.40	442	11.0	25.9	30.1	1.248	1.30E-02	4.62E-02	2.19E-02	2.42E-02	Decoupled	DOWN
2/24/15 12:11 PM	11313	-0.17	1.498	0.40	1343	20.5	42.9	52.2	1.485	6.74E-03	2.68E-02	1.36E-02	1.33E-02	Decoupled	DOWN
2/24/15 3:29 PM	11314	-0.16	1.495	0.40	1242	18.3	41.1	51.2	1.431	7.57E-03	2.78E-02	1.31E-02	1.47E-02	Decoupled	DOWN
2/25/15 10:42 AM	11315	-0.14	1.495	0.40	1250	18.9	41.4	51.5	1.462	7.07E-03	2.78E-02	1.35E-02	1.43E-02	Decoupled	DOWN
2/25/15 2:35 PM	11316	-0.20	1.493	0.40	1279	19.6	41.9	53.3	1.396	8.24E-03	2.73E-02	1.36E-02	1.38E-02	Decoupled	DOWN
2/27/15 3:00 PM	11330	-6.29	3.422	0.40	34496	119.1	242.8	292.3	3.159	1.52E-03	6.24E-03	3.08E-03	3.16E-03	Decoupled	DOWN
3/3/15 11:40 AM	11331	-5.94	1.688	0.25	1974	23.0	47.6	53.5	1.583	5.62E-03	2.08E-02	1.03E-02	1.05E-02	Decoupled	DOWN
3/3/15 3:31 PM	11332	-5.95	1.688	0.25	1880	22.2	46.6	53.6	1.517	6.32E-03	2.14E-02	1.04E-02	1.10E-02	Decoupled	DOWN
3/4/15 10:36 AM	11333	-5.98	1.686	0.25	1944	23.0	47.7	54.9	1.543	6.03E-03	2.11E-02	1.04E-02	1.06E-02	Decoupled	DOWN
3/4/15 3:10 PM	11334	-5.98	1.688	0.25	1904	22.7	46.8	53.3	1.561	5.84E-03	2.12E-02	1.06E-02	1.07E-02	Decoupled	DOWN
3/5/15 9:55 AM	11335	-5.87	1.675	0.25	1670	20.6	43.3	49.5	1.627	5.22E-03	2.23E-02	1.08E-02	1.15E-02	Decoupled	DOWN
3/5/15 12:30 PM	11336	-5.88	1.683	0.25	1841	22.1	45.9	50.7	1.577	5.68E-03	2.15E-02	1.06E-02	1.09E-02	Decoupled	DOWN
3/5/15 3:37 PM	11337	-5.86	1.686	0.25	1911	22.3	46.7	51.3	1.553	5.92E-03	2.10E-02	1.03E-02	1.08E-02	Decoupled	DOWN
3/6/15 9:35 AM	11338	-5.84	1.680	0.25	1804	21.8	45.7	51.6	1.581	5.64E-03	2.18E-02	1.06E-02	1.11E-02	Decoupled	DOWN
3/6/15 12:06 PM	11339	-5.88	1.681	0.25	1706	21.3	43.9	50.1	1.538	6.09E-03	2.22E-02	1.11E-02	1.11E-02	Decoupled	DOWN
3/10/15 11:35 AM	11341	-0.07	1.471	0.40	1117	17.4	39.0	47.7	1.479	6.82E-03	2.92E-02	1.38E-02	1.54E-02	Decoupled	DOWN
3/10/15 12:50 PM	11342	-0.09	1.472	0.40	1081	17.6	38.8	47.5	1.486	6.73E-03	3.00E-02	1.46E-02	1.55E-02	Decoupled	DOWN
3/10/15 2:56 PM	11343	-0.10	1.470	0.40	1126	17.9	39.5	47.1	1.426	7.66E-03	2.92E-02	1.39E-02	1.53E-02	Decoupled	DOWN
3/10/15 4:16 PM	11344	-0.09	1.919	0.25	4839	40.3	84.3	93.6	1.914	3.59E-03	1.52E-02	7.40E-03	7.76E-03	Decoupled	DOWN
3/11/15 9:25 AM	11345	-0.07	1.575	0.40	1629	22.3	47.5	59.1	1.545	6.01E-03	2.48E-02	1.21E-02	1.26E-02	Decoupled	DOWN
3/11/15 10:33 AM	11346	-0.11	1.578	0.40	1787	22.7	49.7	60.8	1.591	5.54E-03	2.37E-02	1.13E-02	1.24E-02	Decoupled	DOWN

DATE/TIME	RUN	ρ_{exp}	ρ_{shot}	RHU (sec)	P_{max} (MW)	E_{pk} (MJ)	$E_{pk+3\Gamma}$ (MJ)	E_{TOT} (MJ)	ρ_{sys}	τ_0(sec)	Γ (sec)	$(\Gamma/2)_{LE}$ (sec)	$(\Gamma/2)_{TE}$ (sec)	FREC	FREC Rods
3/11/15 11:29 AM	11347	-0.11	1.578	0.40	1729	24.2	49.1	59.6	1.594	5.51E-03	2.40E-02	1.24E-02	1.16E-02	Decoupled	DOWN
3/11/15 1:48 PM	11348	-0.08	1.782	0.25	3243	32.6	66.9	74.5	1.798	4.11E-03	1.78E-02	8.88E-03	8.96E-03	Decoupled	DOWN
3/11/15 2:52 PM	11349	-0.08	1.781	0.25	3196	32.1	66.2	74.6	1.827	3.97E-03	1.80E-02	8.92E-03	9.08E-03	Decoupled	DOWN
3/11/15 3:43 PM	11350	-0.09	1.782	0.25	3231	31.9	66.6	73.2	1.769	4.26E-03	1.79E-02	8.76E-03	9.16E-03	Decoupled	DOWN
3/12/15 9:52 AM	11351	-0.09	2.130	0.25	7546	51.3	107.2	118.0	2.495	2.20E-03	1.24E-02	6.04E-03	6.36E-03	Decoupled	DOWN
3/12/15 11:01 AM	11352	-0.09	1.989	0.25	5376	43.0	88.6	98.7	2.014	3.24E-03	1.44E-02	7.16E-03	7.24E-03	Decoupled	DOWN
3/12/15 12:01 PM	11353	-0.10	1.990	0.25	5671	42.9	91.0	103.0	2.055	3.11E-03	1.40E-02	6.72E-03	7.28E-03	Decoupled	DOWN
3/12/15 2:13 PM	11354	-0.10	1.989	0.25	5512	42.5	89.1	99.2	2.383	2.38E-03	1.41E-02	6.88E-03	7.24E-03	Decoupled	DOWN
3/12/15 3:24 PM	11355	-0.11	2.130	0.25	7592	51.0	107.9	122.6	2.175	2.80E-03	1.24E-02	6.00E-03	6.44E-03	Decoupled	DOWN
3/17/15 9:37 AM	11365	-6.39	1.249	0.40	84	3.6	6.9	11.4	1.138	2.25E-02	7.29E-02	3.69E-02	3.60E-02	Decoupled	DOWN
3/17/15 10:25 AM	11366	-6.40	1.691	0.25	1730	21.0	44.5	49.7	1.394	8.27E-03	2.19E-02	1.05E-02	1.14E-02	Decoupled	DOWN
3/17/15 11:38 AM	11367	-6.44	2.011	0.40	4612	37.8	79.1	94.6	1.769	4.27E-03	1.49E-02	7.28E-03	7.60E-03	Decoupled	DOWN
3/18/15 2:22 PM	11374	0.00	3.061	0.40	25466	106.4	219.9	248.8	2.823	1.80E-03	7.64E-03	3.76E-03	3.88E-03	Decoupled	DOWN
3/19/15 10:54 AM	11375	-0.15	1.270	0.40	353	9.4	23.8	28.1	1.265	1.22E-02	5.30E-02	2.34E-02	2.97E-02	Decoupled	DOWN
3/19/15 11:47 AM	11376	-0.16	1.270	0.40	309	9.2	22.1	26.7	1.223	1.44E-02	6.13E-02	3.07E-02	3.06E-02	Decoupled	DOWN
3/19/15 2:11 PM	11377	-0.17	1.270	0.40	377	10.2	24.3	28.0	1.211	1.52E-02	5.01E-02	2.31E-02	2.70E-02	Decoupled	DOWN
3/19/15 3:02 PM	11378	-0.15	1.270	0.40	346	9.8	23.1	27.7	1.204	1.56E-02	6.28E-02	3.48E-02	2.80E-02	Decoupled	DOWN
3/23/15 2:03 PM	11380	-0.44	1.269	0.40	345	10.7	23.9	27.4	1.218	1.47E-02	5.48E-02	2.76E-02	2.72E-02	Decoupled	DOWN
3/23/15 2:48 PM	11381	-0.46	1.390	0.40	855	16.0	35.4	43.1	1.346	9.41E-03	3.39E-02	1.64E-02	1.75E-02	Decoupled	DOWN
3/23/15 3:19 PM	11382	-0.47	1.500	0.40	1362	21.3	44.0	53.9	1.471	6.95E-03	2.72E-02	1.40E-02	1.32E-02	Decoupled	DOWN
3/24/15 10:33 AM	11383	-0.48	1.270	0.40	355	11.1	23.6	28.8	1.215	1.49E-02	5.32E-02	2.82E-02	2.50E-02	Decoupled	DOWN
3/24/15 11:05 AM	11384	-0.44	1.387	0.40	756	14.9	33.3	40.3	1.312	1.04E-02	3.57E-02	1.75E-02	1.82E-02	Decoupled	DOWN
3/24/15 1:35 PM	11385	-0.51	1.490	0.40	1304	20.7	43.2	50.7	1.424	7.70E-03	2.77E-02	1.40E-02	1.37E-02	Decoupled	DOWN
3/25/15 10:47 AM	11386	-0.45	1.265	0.40	332	9.9	23.0	25.8	1.256	1.26E-02	5.52E-02	2.60E-02	2.93E-02	Decoupled	DOWN
3/25/15 11:31 AM	11387	-0.44	1.387	0.40	754	15.5	33.3	40.2	1.376	8.65E-03	3.60E-02	1.83E-02	1.77E-02	Decoupled	DOWN
3/25/15 11:58 AM	11388	-0.45	1.491	0.40	1310	19.8	42.9	50.7	1.424	7.71E-03	2.76E-02	1.35E-02	1.41E-02	Decoupled	DOWN
3/26/15 11:20 AM	11389	-0.45	1.265	0.40	340	10.1	22.9	26.4	1.249	1.30E-02	5.49E-02	2.64E-02	2.85E-02	Decoupled	DOWN
3/26/15 11:52 AM	11390	-0.46	1.387	0.40	810	14.4	34.8	41.5	1.379	8.59E-03	3.52E-02	1.57E-02	1.95E-02	Decoupled	DOWN
3/31/15 11:11 AM	11391	-0.07	1.226	0.40	223	8.1	17.8	21.6	1.195	1.63E-02	6.85E-02	3.23E-02	3.62E-02	Decoupled	DOWN

DATE/TIME	RUN	ρ_{exp}	ρ_{shot}	RHU (sec)	P_{max} (MW)	E_{pk} (MJ)	$E_{pk+3\Gamma}$ (MJ)	E_{TOT} (MJ)	ρ_{sys}	τ_0(sec)	Γ (sec)	$(\Gamma/2)_{LE}$ (sec)	$(\Gamma/2)_{TE}$ (sec)	FREC	FREC Rods
3/31/15 11:50 AM	11392	-0.07	1.310	0.40	463	10.8	26.4	31.1	1.288	1.13E-02	4.50E-02	2.07E-02	2.44E-02	Decoupled	DOWN
3/31/15 12:17 PM	11393	-0.08	1.481	0.40	1226	19.0	41.6	50.6	1.551	5.94E-03	2.84E-02	1.38E-02	1.46E-02	Decoupled	DOWN
4/1/15 10:05 AM	11394	-0.07	1.225	0.40	225	8.3	17.8	21.3	1.134	2.30E-02	6.70E-02	3.22E-02	3.49E-02	Decoupled	DOWN
4/1/15 10:38 AM	11395	-0.07	1.310	0.40	474	11.6	26.7	31.1	1.171	1.85E-02	4.44E-02	2.16E-02	2.28E-02	Decoupled	DOWN
4/1/15 11:17 AM	11396	-0.07	1.481	0.40	1236	18.8	41.6	56.9	1.436	7.49E-03	2.81E-02	1.35E-02	1.46E-02	Decoupled	DOWN
4/2/15 10:44 AM	11397	-0.07	1.224	0.40	224	7.7	17.5	20.8	1.185	1.71E-02	6.66E-02	3.00E-02	3.65E-02	Decoupled	DOWN
4/2/15 11:19 AM	11398	-0.06	1.311	0.40	448	11.7	26.3	30.0	1.308	1.05E-02	4.63E-02	2.34E-02	2.30E-02	Decoupled	DOWN
4/2/15 11:49 AM	11399	-0.06	1.478	0.40	1222	18.7	41.5	50.3	1.479	6.83E-03	2.84E-02	1.36E-02	1.49E-02	Decoupled	DOWN
4/7/15 12:25 PM	11400	0.58	3.106	0.25	28271	103.5	213.8	240.2	2.988	1.65E-03	6.64E-03	3.24E-03	3.40E-03	Decoupled	DOWN
4/8/15 12:46 PM	11401	0.57	3.126	0.25	28322	104.5	214.8	237.7	2.907	1.72E-03	6.68E-03	3.28E-03	3.40E-03	Decoupled	DOWN
4/9/15 12:22 PM	11402	0.57	3.111	0.25	28467	104.3	215.3	255.7	2.897	1.73E-03	6.64E-03	3.24E-03	3.40E-03	Decoupled	DOWN
4/14/15 2:44 PM	11403	-5.88	1.688	0.25	1765	21.2	44.3	50.0	1.597	5.49E-03	2.17E-02	1.06E-02	1.11E-02	Decoupled	DOWN
4/15/15 10:03 AM	11404	-5.93	1.688	0.25	1839	21.5	45.9	52.1	1.572	5.72E-03	2.16E-02	1.03E-02	1.12E-02	Decoupled	DOWN
4/15/15 12:59 PM	11405	-5.93	1.688	0.25	1848	22.3	46.1	51.5	1.616	5.32E-03	2.15E-02	1.07E-02	1.08E-02	Decoupled	DOWN
4/15/15 4:37 PM	11406	-5.95	1.688	0.25	1848	21.5	45.9	52.6	1.566	5.79E-03	2.14E-02	1.02E-02	1.12E-02	Decoupled	DOWN
4/16/15 10:21 AM	11407	-5.86	1.688	0.25	1854	21.9	46.2	53.2	1.597	5.49E-03	2.14E-02	1.04E-02	1.10E-02	Decoupled	DOWN
4/16/15 4:18 PM	11409	-5.90	1.687	0.25	1920	21.8	46.9	51.3	1.804	4.08E-03	2.11E-02	1.00E-02	1.10E-02	Decoupled	DOWN
4/17/15 9:39 AM	11410	-5.85	1.687	0.25	1816	21.5	45.8	51.9	1.594	5.52E-03	2.17E-02	1.04E-02	1.12E-02	Decoupled	DOWN
4/17/15 11:55 AM	11411	-5.84	1.688	0.25	1820	22.6	45.6	51.0	1.547	5.98E-03	2.16E-02	1.09E-02	1.06E-02	Decoupled	DOWN
4/23/15 9:09 AM	11419	0.12	2.500	0.40	14823	75.2	156.5	177.9	2.217	2.70E-03	9.24E-03	4.52E-03	4.72E-03	Decoupled	DOWN
4/23/15 10:01 AM	11420	0.02	2.500	0.40	13532	71.3	148.2	168.0	2.258	2.61E-03	9.60E-03	4.68E-03	4.92E-03	Decoupled	DOWN
4/23/15 11:06 AM	11421	-0.02	2.500	0.40	14159	73.0	152.3	169.6	2.214	2.71E-03	9.44E-03	4.60E-03	4.84E-03	Decoupled	DOWN
4/23/15 12:23 PM	11422	-0.01	2.501	0.40	13823	71.2	149.9	169.7	2.225	2.68E-03	9.52E-03	4.60E-03	4.92E-03	Decoupled	DOWN
4/23/15 1:11 PM	11423	-0.02	2.500	0.40	13746	71.2	149.5	178.7	2.172	2.80E-03	9.56E-03	4.64E-03	4.92E-03	Decoupled	DOWN
4/23/15 2:13 PM	11424	0.00	2.500	0.40	13419	71.0	147.5	172.8	2.194	2.75E-03	9.64E-03	4.72E-03	4.92E-03	Decoupled	DOWN
4/28/15 11:02 AM	11427	-6.03	1.821	0.40	3060	29.1	62.3	74.7	1.732	4.48E-03	1.75E-02	8.36E-03	9.16E-03	Decoupled	DOWN
4/28/15 1:47 PM	11428	-6.07	1.827	0.40	3259	31.8	65.0	78.5	1.713	4.60E-03	1.72E-02	8.68E-03	8.56E-03	Decoupled	DOWN
4/29/15 2:24 PM	11436	-6.05	1.823	0.40	3083	30.5	62.7	76.1	1.691	4.75E-03	1.76E-02	8.76E-03	8.80E-03	Decoupled	DOWN
4/30/15 10:30 AM	11437	-6.12	1.821	0.40	3186	30.3	64.3	76.6	1.627	5.22E-03	1.74E-02	8.40E-03	9.00E-03	Decoupled	DOWN

DATE/TIME	RUN	ρ_{exp}	ρ_{shot}	RHU (sec)	P_{max} (MW)	E_{pk} (MJ)	$E_{pk+3\Gamma}$ (MJ)	E_{TOT} (MJ)	ρ_{sys}	τ_0(sec)	Γ (sec)	$(\Gamma/2)_{LE}$ (sec)	$(\Gamma/2)_{TE}$ (sec)	FREC	FREC Rods
4/30/15 2:26 PM	11438	-6.14	1.382	0.40	489	11.2	26.0	36.5	1.314	1.03E-02	4.19E-02	2.02E-02	2.18E-02	Decoupled	DOWN
5/6/15 9:47 AM	11444	0.54	3.144	0.25	28982	106.7	217.3	244.8	2.878	1.75E-03	6.60E-03	3.28E-03	3.32E-03	Decoupled	DOWN
5/7/15 2:12 PM	11445	0.56	3.115	0.25	28327	104.2	215.0	251.4	2.903	1.73E-03	6.72E-03	3.28E-03	3.44E-03	Decoupled	DOWN
5/12/15 10:07 AM	11450	-0.18	1.270	0.40	301	8.2	21.2	25.5	1.231	1.39E-02	5.76E-02	2.39E-02	3.36E-02	Decoupled	DOWN
5/12/15 10:53 AM	11451	-0.20	1.270	0.40	313	9.0	22.0	28.2	1.198	1.61E-02	5.64E-02	2.51E-02	3.13E-02	Decoupled	DOWN
5/12/15 1:59 PM	11452	-0.15	1.481	0.40	1402	20.1	43.5	52.4	1.492	6.65E-03	2.62E-02	1.26E-02	1.35E-02	Decoupled	DOWN
5/13/15 11:14 AM	11453	-0.12	1.481	0.40	1220	19.4	40.7	51.1	1.447	7.31E-03	2.80E-02	1.42E-02	1.38E-02	Decoupled	DOWN
5/14/15 10:12 AM	11454	-0.07	1.311	0.40	451	12.0	26.7	32.8	1.306	1.06E-02	4.59E-02	2.30E-02	2.29E-02	Decoupled	DOWN
5/14/15 10:48 AM	11455	-0.08	1.309	0.40	414	11.0	25.0	30.9	1.224	1.43E-02	4.76E-02	2.37E-02	2.39E-02	Decoupled	DOWN
5/14/15 2:34 PM	11456	-0.07	1.482	0.40	1246	19.4	41.4	50.3	1.514	6.36E-03	2.78E-02	1.39E-02	1.39E-02	Decoupled	DOWN
5/14/15 3:09 PM	11457	-0.09	1.480	0.40	1124	18.0	39.7	49.2	1.494	6.62E-03	2.93E-02	1.41E-02	1.52E-02	Decoupled	DOWN
5/27/15 2:22 PM	11464	1.00	1.429	0.40	1004	16.2	36.9	48.6	1.513	6.38E-03	3.04E-02	1.42E-02	1.62E-02	Decoupled	DOWN
6/2/15 2:02 PM	11475	-6.08	2.600	0.40	14317	70.6	146.4	168.7	2.479	2.22E-03	9.00E-03	4.40E-03	4.60E-03	Decoupled	DOWN
6/2/15 3:11 PM	11476	-6.08	1.302	0.40	205	7.5	15.9	19.2	1.208	1.54E-02	6.60E-02	3.27E-02	3.33E-02	Decoupled	DOWN
6/3/15 9:47 AM	11478	-4.02	1.600	0.40	1480	20.7	43.9	53.2	1.772	4.25E-03	2.50E-02	1.24E-02	1.26E-02	Decoupled	DOWN
6/3/15 11:31 AM	11479	-4.02	1.581	0.40	1427	19.6	42.8	56.8	1.565	5.80E-03	2.52E-02	1.21E-02	1.32E-02	Decoupled	DOWN
6/3/15 1:27 PM	11480	-4.01	2.249	0.40	8190	52.0	110.4	127.9	2.390	2.36E-03	1.18E-02	5.64E-03	6.12E-03	Decoupled	DOWN
6/4/15 10:15 AM	11481	-4.01	2.250	0.40	8113	52.5	109.9	131.7	2.238	2.65E-03	1.18E-02	5.76E-03	6.04E-03	Decoupled	DOWN
6/4/15 11:55 AM	11482	-3.97	2.250	0.40	7964	52.1	108.6	125.5	2.177	2.79E-03	1.19E-02	5.84E-03	6.04E-03	Decoupled	DOWN
6/4/15 1:46 PM	11483	-3.98	2.250	0.40	7979	52.1	108.8	131.3	2.356	2.42E-03	1.19E-02	5.80E-03	6.08E-03	Decoupled	DOWN
6/8/15 9:03 AM	11488	-4.09	1.320	0.40	248	7.9	19.2	26.0	1.228	1.41E-02	6.25E-02	2.73E-02	3.52E-02	Decoupled	DOWN
6/8/15 1:24 PM	11489	-4.07	1.565	0.40	1485	20.2	43.7	58.4	1.491	6.66E-03	2.48E-02	1.20E-02	1.28E-02	Decoupled	DOWN
6/9/15 9:50 AM	11490	-4.09	1.319	0.40	278	9.3	21.7	25.5	1.226	1.42E-02	5.84E-02	3.00E-02	2.85E-02	Decoupled	DOWN
6/9/15 10:51 AM	11491	-4.09	1.320	0.40	261	10.0	21.2	27.5	1.203	1.57E-02	6.03E-02	3.50E-02	2.53E-02	Decoupled	DOWN
6/9/15 11:46 AM	11492	-4.08	1.566	0.40	1240	18.2	40.1	48.9	1.457	7.14E-03	2.68E-02	1.26E-02	1.41E-02	Decoupled	DOWN
6/9/15 1:51 PM	11493	-4.06	2.001	0.40	4915	39.8	84.4	104.7	1.855	3.84E-03	1.49E-02	7.20E-03	7.72E-03	Decoupled	DOWN
6/10/15 9:47 AM	11494	-0.02	1.218	0.70	210	7.7	20.7	27.0	1.181	1.75E-02	7.13E-02	3.20E-02	3.92E-02	Decoupled	DOWN
6/10/15 10:48 AM	11495	-0.07	1.400	0.40	897	12.5	34.7	49.1	1.409	7.98E-03	3.24E-02	1.20E-02	2.04E-02	Decoupled	DOWN
6/10/15 2:26 PM	11496	-0.03	1.791	0.40	3852	35.5	74.6	99.5	1.733	4.47E-03	1.68E-02	8.12E-03	8.64E-03	Decoupled	DOWN

DATE/TIME	RUN	ρ_{exp}	ρ_{shot}	RHU (sec)	P_{max} (MW)	E_{pk} (MJ)	$E_{pk+3\Gamma}$ (MJ)	E_{TOT} (MJ)	ρ_{sys}	τ_0(sec)	Γ (sec)	$(\Gamma/2)_{LE}$ (sec)	$(\Gamma/2)_{TE}$ (sec)	FREC	FREC Rods
6/11/15 11:38 AM	11498	0.04	1.211	0.70	177	7.8	19.9	30.3	1.177	1.79E-02	7.74E-02	3.74E-02	4.00E-02	Decoupled	DOWN
6/11/15 1:22 PM	11499	0.03	2.501	0.25	14346	73.1	153.6	169.2	2.347	2.44E-03	9.40E-03	4.56E-03	4.84E-03	Decoupled	DOWN
6/11/15 2:41 PM	11500	0.04	2.501	0.25	14206	73.6	152.3	166.9	2.394	2.36E-03	9.44E-03	4.64E-03	4.80E-03	Decoupled	DOWN
6/11/15 3:09 PM	11501	0.12	1.210	0.70	37	3.5	11.0	14.9	1.204	1.57E-02	1.87E-01	8.85E-02	9.85E-02	Decoupled	DOWN
6/19/15 10:04 AM	11513	0.00	3.044	0.40	27002	105.1	217.8	252.2	2.681	1.96E-03	7.12E-03	3.48E-03	3.64E-03	Decoupled	DOWN
6/19/15 10:54 AM	11514	0.00	3.044	0.40	25620	101.4	211.0	250.5	2.693	1.94E-03	7.24E-03	3.52E-03	3.72E-03	Decoupled	DOWN
6/19/15 11:45 AM	11515	0.00	3.044	0.40	25420	101.7	208.1	243.9	2.726	1.90E-03	7.28E-03	3.56E-03	3.72E-03	Decoupled	DOWN
6/22/15 1:42 PM	11516	-0.43	1.225	0.40	197	7.9	19.9	24.9	1.171	1.85E-02	7.24E-02	3.53E-02	3.72E-02	Decoupled	DOWN
6/22/15 2:33 PM	11517	-0.44	1.387	0.40	736	14.4	33.2	40.5	1.324	1.00E-02	3.66E-02	1.72E-02	1.94E-02	Decoupled	DOWN
6/22/15 3:10 PM	11518	-0.43	1.491	0.40	1229	19.4	41.7	55.2	1.445	7.33E-03	2.85E-02	1.41E-02	1.44E-02	Decoupled	DOWN
6/23/15 10:54 AM	11519	-0.45	1.224	0.40	190	8.3	19.7	24.1	1.262	1.23E-02	7.47E-02	3.93E-02	3.54E-02	Decoupled	DOWN
6/23/15 11:42 AM	11520	-0.45	1.387	0.40	754	15.4	33.6	39.9	1.348	9.35E-03	3.62E-02	1.80E-02	1.83E-02	Decoupled	DOWN
6/23/15 1:43 PM	11521	-0.47	1.452	0.40	1130	18.0	39.9	47.5	1.400	8.15E-03	2.94E-02	1.40E-02	1.54E-02	Decoupled	DOWN
6/24/15 11:31 AM	11522	-0.54	1.172	0.40	136	5.2	10.5	14.4	1.376	8.67E-03	6.55E-02	3.14E-02	3.41E-02	Decoupled	DOWN
6/24/15 1:31 PM	11523	-0.56	1.290	0.40	423	10.9	26.1	30.9	1.206	1.55E-02	4.83E-02	2.24E-02	2.58E-02	Decoupled	DOWN
6/24/15 2:22 PM	11524	-0.56	1.430	0.40	986	16.7	38.2	46.3	1.401	8.14E-03	3.21E-02	1.49E-02	1.72E-02	Decoupled	DOWN
6/25/15 2:26 PM	11525	-6.20	1.420	0.40	532	11.7	26.8	31.4	1.330	9.84E-03	4.00E-02	1.93E-02	2.07E-02	Decoupled	DOWN
6/25/15 3:19 PM	11526	-6.23	1.680	0.25	1564	19.7	41.6	46.9	1.503	6.50E-03	2.28E-02	1.10E-02	1.18E-02	Decoupled	DOWN
6/26/15 10:56 AM	11527	-0.28	1.271	0.40	421	11.1	25.3	30.0	1.267	1.21E-02	4.76E-02	2.30E-02	2.46E-02	Decoupled	DOWN
6/26/15 11:57 AM	11528	-0.24	1.184	0.40	115	5.0	8.6	12.3	1.305	1.06E-02	6.33E-02	3.66E-02	2.67E-02	Decoupled	DOWN
6/26/15 12:39 PM	11529	-0.26	1.331	0.40	554	12.7	29.4	39.7	1.313	1.04E-02	4.20E-02	2.03E-02	2.17E-02	Decoupled	DOWN
6/30/15 9:37 AM	11530	-5.89	1.689	0.25	1852	22.4	45.9	51.1	1.590	5.55E-03	2.14E-02	1.07E-02	1.07E-02	Decoupled	DOWN
6/30/15 11:47 AM	11531	-5.90	1.688	0.25	1877	22.2	46.5	51.4	1.553	5.92E-03	2.14E-02	1.04E-02	1.09E-02	Decoupled	DOWN
6/30/15 2:19 PM	11532	-5.90	1.688	0.25	1769	21.9	44.8	52.1	1.535	6.12E-03	2.17E-02	1.09E-02	1.08E-02	Decoupled	DOWN
7/1/15 9:22 AM	11533	-5.87	1.687	0.25	1820	22.0	45.4	49.9	1.507	6.45E-03	2.15E-02	1.07E-02	1.08E-02	Decoupled	DOWN
7/1/15 10:59 AM	11534	-5.90	1.689	0.25	1815	21.8	45.7	51.2	1.544	6.01E-03	2.16E-02	1.05E-02	1.11E-02	Decoupled	DOWN
7/1/15 1:19 PM	11535	-5.90	1.688	0.25	1830	21.7	45.4	49.8	1.545	6.01E-03	2.14E-02	1.06E-02	1.09E-02	Decoupled	DOWN
7/2/15 9:41 AM	11536	-5.88	1.688	0.25	1830	21.8	45.3	51.2	1.511	6.41E-03	2.13E-02	1.05E-02	1.08E-02	Decoupled	DOWN
7/2/15 11:19 AM	11537	-5.94	1.688	0.25	1902	22.1	47.1	52.6	1.547	5.99E-03	2.13E-02	1.02E-02	1.11E-02	Decoupled	DOWN

DATE/TIME	RUN	ρ_{exp}	ρ_{shot}	RHU (sec)	P_{max} (MW)	E_{pk} (MJ)	$E_{pk+3\Gamma}$ (MJ)	E_{TOT} (MJ)	ρ_{sys}	τ_0(sec)	Γ (sec)	$(\Gamma/2)_{LE}$ (sec)	$(\Gamma/2)_{TE}$ (sec)	FREC	FREC Rods
7/2/15 1:33 PM	11538	-5.91	1.688	0.25	1806	21.6	45.1	50.5	1.558	5.87E-03	2.15E-02	1.06E-02	1.10E-02	Decoupled	DOWN
7/7/15 10:34 AM	11539	-6.15	1.690	0.25	1799	21.1	45.1	50.2	1.762	4.30E-03	2.17E-02	1.04E-02	1.12E-02	Decoupled	DOWN
7/7/15 11:41 AM	11540	-6.15	2.050	0.40	5251	40.0	84.2	100.3	2.012	3.25E-03	1.40E-02	6.80E-03	7.16E-03	Decoupled	DOWN
7/7/15 1:55 PM	11541	-6.18	2.500	0.40	12281	64.0	133.7	154.4	2.496	2.20E-03	9.56E-03	4.64E-03	4.92E-03	Decoupled	DOWN
7/8/15 11:03 AM	11542	0.64	1.311	0.40	293	9.5	21.7	25.3	1.228	1.41E-02	6.22E-02	2.91E-02	3.31E-02	Decoupled	DOWN
7/8/15 12:05 PM	11543	0.65	1.501	0.40	946	16.7	37.2	45.2	1.426	7.67E-03	3.26E-02	1.56E-02	1.70E-02	Decoupled	DOWN
7/8/15 2:23 PM	11544	0.65	1.909	0.40	4102	38.0	79.6	93.0	1.781	4.20E-03	1.68E-02	8.20E-03	8.64E-03	Decoupled	DOWN
7/9/15 10:37 AM	11545	-0.10	1.580	0.40	1866	23.3	49.9	62.0	1.579	5.65E-03	2.28E-02	1.10E-02	1.17E-02	Decoupled	DOWN
7/9/15 2:33 PM	11546	-0.19	1.580	0.40	1886	23.1	50.8	62.6	1.566	5.79E-03	2.29E-02	1.08E-02	1.21E-02	Decoupled	DOWN
7/14/15 9:43 AM	11551	0.09	1.199	0.70	179	7.1	18.7	26.3	1.181	1.75E-02	7.45E-02	3.53E-02	3.92E-02	Decoupled	DOWN
7/14/15 11:45 AM	11552	0.07	1.460	0.40	1059	16.8	38.3	46.7	1.544	6.02E-03	3.02E-02	1.41E-02	1.61E-02	Decoupled	DOWN
7/14/15 1:39 PM	11553	0.06	2.650	0.40	17811	83.4	173.1	195.1	2.699	1.93E-03	8.52E-03	4.16E-03	4.36E-03	Decoupled	DOWN
7/15/15 9:43 AM	11554	0.00	1.199	0.70	147	6.5	17.8	22.8	1.150	2.08E-02	8.27E-02	3.97E-02	4.30E-02	Decoupled	DOWN
7/15/15 10:56 AM	11555	-0.03	1.500	0.40	1350	19.9	42.9	51.7	1.599	5.47E-03	2.68E-02	1.31E-02	1.37E-02	Decoupled	DOWN
7/15/15 1:48 PM	11556	-0.03	2.698	0.40	18585	84.7	177.1	203.3	2.809	1.82E-03	8.40E-03	4.08E-03	4.32E-03	Decoupled	DOWN
7/16/15 9:46 AM	11557	0.05	1.200	0.70	444	3.5	3.6	24.0	1.138	2.24E-02	3.60E-04	2.40E-04	1.20E-04	Decoupled	DOWN
7/16/15 10:45 AM	11558	0.04	1.494	0.40	1853	18.2	35.6	51.7	1.289	1.12E-02	1.60E-02	9.12E-03	6.88E-03	Decoupled	DOWN
7/16/15 1:55 PM	11559	0.00	2.690	0.40	19461	71.0	168.2	194.6	1.956	3.43E-03	7.64E-03	3.08E-03	4.56E-03	Decoupled	DOWN
7/17/15 9:56 AM	11560	0.08	1.200	0.70	164	6.3	18.2	26.5	1.165	1.91E-02	7.84E-02	3.32E-02	4.52E-02	Decoupled	DOWN
7/17/15 11:42 AM	11561	0.06	1.489	0.40	1285	19.3	42.0	57.8	1.500	6.54E-03	2.75E-02	1.34E-02	1.41E-02	Decoupled	DOWN
7/17/15 1:55 PM	11562	0.02	2.700	0.40	19320	87.0	182.6	209.2	2.746	1.88E-03	8.28E-03	4.00E-03	4.28E-03	Decoupled	DOWN
7/21/15 9:50 AM	11563	-5.92	1.688	0.25	1955	23.2	47.6	55.6	1.599	5.47E-03	2.10E-02	1.06E-02	1.04E-02	Decoupled	DOWN
7/21/15 2:12 PM	11564	-5.90	1.650	0.25	1619	20.6	42.6	49.3	1.549	5.96E-03	2.26E-02	1.13E-02	1.13E-02	Decoupled	DOWN
7/22/15 10:44 AM	11565	-5.84	1.656	0.25	1699	20.7	43.7	49.2	1.729	4.50E-03	2.22E-02	1.08E-02	1.14E-02	Decoupled	DOWN
7/22/15 2:01 PM	11566	-5.89	1.677	0.25	1810	21.8	45.5	49.9	1.575	5.70E-03	2.17E-02	1.07E-02	1.10E-02	Decoupled	DOWN
7/23/15 9:53 AM	11567	-5.92	1.683	0.25	2179	23.5	42.5	49.1	1.569	5.76E-03	1.80E-02	1.08E-02	7.20E-03	Decoupled	DOWN
7/23/15 11:36 AM	11568	-5.86	1.699	0.25	2016	17.1	41.9	47.1	1.540	6.06E-03	1.84E-02	7.40E-03	1.10E-02	Decoupled	DOWN
7/28/15 11:20 AM	11570	-0.04	1.411	0.40	911	16.2	36.0	48.2	1.348	9.35E-03	3.27E-02	1.58E-02	1.69E-02	Decoupled	DOWN
7/28/15 2:00 PM	11571	-0.07	1.410	0.40	1061	17.7	38.7	51.0	1.406	8.03E-03	3.02E-02	1.48E-02	1.55E-02	Decoupled	DOWN

DATE/TIME	RUN	ρ_{exp}	ρ_{shot}	RHU (sec)	P_{max} (MW)	E_{pk} (MJ)	$E_{pk+3\Gamma}$ (MJ)	E_{TOT} (MJ)	ρ_{sys}	τ_0(sec)	Γ (sec)	$(\Gamma/2)_{LE}$ (sec)	$(\Gamma/2)_{TE}$ (sec)	FREC	FREC Rods
7/29/15 11:16 AM	11572	0.02	1.411	0.40	780	16.1	33.7	46.1	1.408	7.99E-03	3.53E-02	1.86E-02	1.68E-02	Decoupled	DOWN
7/30/15 9:55 AM	11573	-0.08	1.410	0.40	897	16.5	36.4	48.9	1.401	8.14E-03	3.31E-02	1.63E-02	1.68E-02	Decoupled	DOWN
7/30/15 2:29 PM	11574	-6.14	1.335	0.40	290	8.5	20.6	24.0	1.242	1.33E-02	5.66E-02	2.62E-02	3.05E-02	Decoupled	DOWN
7/30/15 2:55 PM	11575	-6.17	1.335	0.40	316	8.7	21.4	25.0	1.187	1.69E-02	5.43E-02	2.44E-02	2.99E-02	Decoupled	DOWN
8/4/15 12:20 PM	11584	-0.06	1.480	0.40	1152	18.2	39.7	50.1	1.471	6.94E-03	2.88E-02	1.40E-02	1.47E-02	Decoupled	DOWN
8/4/15 2:50 PM	11585	-0.06	1.484	0.40	1220	18.5	40.7	49.9	1.426	7.66E-03	2.78E-02	1.34E-02	1.44E-02	Decoupled	DOWN
8/5/15 12:54 PM	11586	-0.10	1.447	0.40	1056	17.3	38.1	50.9	1.361	9.01E-03	2.99E-02	1.44E-02	1.55E-02	Decoupled	DOWN
8/6/15 3:33 PM	11587	-0.14	1.177	0.40	143	6.4	17.7	20.3	1.128	2.39E-02	8.61E-02	3.94E-02	4.67E-02	Decoupled	DOWN
8/6/15 3:59 PM	11593	-0.02	1.183	0.40	140	5.5	10.6	15.5	1.171	1.85E-02	6.42E-02	3.23E-02	3.19E-02	Decoupled	DOWN
8/7/15 9:55 AM	11594	-5.87	1.657	0.25	1608	19.5	41.8	50.8	1.548	5.98E-03	2.25E-02	1.07E-02	1.18E-02	Decoupled	DOWN
8/7/15 11:41 AM	11595	-5.89	1.659	0.25	1619	20.0	42.5	48.8	1.506	6.46E-03	2.26E-02	1.09E-02	1.16E-02	Decoupled	DOWN
8/10/15 1:45 PM	11596	-0.51	1.180	0.40	185	7.4	18.6	22.0	1.158	1.99E-02	7.52E-02	3.53E-02	3.99E-02	Decoupled	DOWN
8/10/15 2:12 PM	11597	-0.51	1.290	0.40	476	11.9	27.1	32.2	1.289	1.12E-02	4.50E-02	2.20E-02	2.30E-02	Decoupled	DOWN
8/10/15 2:45 PM	11598	-0.52	1.430	0.40	1100	18.0	39.7	49.5	1.396	8.24E-03	3.01E-02	1.46E-02	1.55E-02	Decoupled	DOWN
8/11/15 1:40 PM	11599	-0.41	1.167	0.40	123	5.8	9.3	20.9	1.168	1.88E-02	6.36E-02	4.01E-02	2.34E-02	Decoupled	DOWN
8/11/15 2:16 PM	11600	-0.35	1.321	0.40	496	12.2	27.2	32.7	1.285	1.14E-02	4.36E-02	2.19E-02	2.17E-02	Decoupled	DOWN
8/11/15 2:41 PM	11601	-0.37	1.470	0.40	1138	17.6	39.7	50.1	1.426	7.67E-03	2.91E-02	1.37E-02	1.54E-02	Decoupled	DOWN
8/12/15 1:40 PM	11603	-4.59	1.580	0.40	1338	19.5	42.1	50.9	1.512	6.39E-03	2.62E-02	1.27E-02	1.35E-02	Decoupled	DOWN
8/13/15 11:57 AM	11605	-0.44	1.388	0.40	780	15.1	33.8	40.5	1.367	8.88E-03	3.54E-02	1.73E-02	1.82E-02	Decoupled	DOWN
8/13/15 12:24 PM	11606	-0.48	1.476	0.40	1268	19.2	42.1	53.7	1.420	7.78E-03	2.78E-02	1.34E-02	1.45E-02	Decoupled	DOWN
8/14/15 11:19 AM	11607	-0.75	1.210	0.40	234	8.2	20.9	24.6	1.172	1.84E-02	6.69E-02	3.03E-02	3.66E-02	Decoupled	DOWN
8/14/15 11:59 AM	11608	-0.73	1.399	0.40	832	15.2	34.3	45.4	1.378	8.63E-03	3.39E-02	1.61E-02	1.78E-02	Decoupled	DOWN
8/19/15 2:14 PM	11614	0.03	1.410	0.40	705	14.1	32.1	42.7	1.669	4.90E-03	3.72E-02	1.79E-02	1.93E-02	Decoupled	DOWN
8/25/15 10:29 AM	11616	-5.87	1.657	0.25	1671	20.1	43.0	49.1	1.497	6.59E-03	2.23E-02	1.06E-02	1.17E-02	Decoupled	DOWN
8/25/15 1:30 PM	11617	-5.86	1.671	0.25	1755	20.1	44.9	49.4	1.572	5.73E-03	2.20E-02	9.96E-03	1.20E-02	Decoupled	DOWN
8/26/15 9:28 AM	11618	-5.86	1.666	0.25	1662	20.9	42.5	47.8	1.569	5.75E-03	2.22E-02	1.12E-02	1.10E-02	Decoupled	DOWN
8/26/15 12:37 PM	11619	-5.80	1.229	0.40	132	6.0	15.9	18.9	1.142	2.18E-02	8.72E-02	4.08E-02	4.64E-02	Decoupled	DOWN
8/26/15 2:55 PM	11620	-5.86	1.657	0.40	1644	20.5	42.6	48.1	1.588	5.57E-03	2.24E-02	1.10E-02	1.14E-02	Decoupled	DOWN
8/31/15 11:28 AM	11622	-5.85	1.333	0.40	272	8.1	19.9	23.4	1.185	1.72E-02	5.72E-02	2.55E-02	3.17E-02	Decoupled	DOWN

DATE/TIME	RUN	ρ_{exp}	ρ_{shot}	RHU (sec)	P_{max} (MW)	E_{pk} (MJ)	$E_{pk+3\Gamma}$ (MJ)	E_{TOT} (MJ)	ρ_{sys}	τ_0(sec)	Γ (sec)	$(\Gamma/2)_{LE}$ (sec)	$(\Gamma/2)_{TE}$ (sec)	FREC	FREC Rods
8/31/15 1:38 PM	11623	-5.87	1.206	0.40	52	2.5	4.2	7.2	1.287	1.13E-02	6.93E-02	3.96E-02	2.97E-02	Decoupled	DOWN
8/31/15 3:20 PM	11624	-5.86	1.686	0.40	1811	21.5	45.1	49.1	1.595	5.50E-03	2.15E-02	1.04E-02	1.10E-02	Decoupled	DOWN
9/1/15 9:39 AM	11625	-5.86	1.340	0.40	337	9.6	22.8	29.1	1.259	1.25E-02	5.14E-02	2.54E-02	2.60E-02	Decoupled	DOWN
9/1/15 11:50 AM	11626	-5.90	1.330	0.40	338	8.8	22.0	25.3	1.218	1.47E-02	5.11E-02	2.25E-02	2.86E-02	Decoupled	DOWN
9/1/15 1:53 PM	11627	-5.87	1.690	0.25	1840	21.9	45.6	50.5	1.575	5.69E-03	2.14E-02	1.06E-02	1.09E-02	Decoupled	DOWN
9/2/15 9:53 AM	11628	-5.91	1.220	0.40	122	5.8	15.6	20.4	1.191	1.66E-02	9.18E-02	4.26E-02	4.92E-02	Decoupled	DOWN
9/8/15 1:29 PM	11645	-0.12	1.480	0.40	1177	18.3	40.4	49.2	1.339	9.60E-03	2.86E-02	1.38E-02	1.48E-02	Decoupled	DOWN
9/8/15 2:07 PM	11646	-0.17	1.491	0.40	1330	19.7	42.6	57.4	1.497	6.58E-03	2.70E-02	1.32E-02	1.38E-02	Decoupled	DOWN
9/10/15 12:47 PM	11647	-0.16	1.480	0.40	1264	19.8	41.5	53.9	1.750	4.37E-03	2.76E-02	1.41E-02	1.35E-02	Decoupled	DOWN
9/10/15 1:43 PM	11648	-0.10	1.477	0.40	1250	19.6	42.1	54.7	1.513	6.37E-03	2.81E-02	1.38E-02	1.42E-02	Decoupled	DOWN
9/15/15 11:33 AM	11649	-0.03	1.480	0.40	1223	18.2	41.4	50.7	1.503	6.50E-03	2.82E-02	1.30E-02	1.52E-02	Decoupled	DOWN
9/15/15 3:57 PM	11650	-0.13	1.480	0.40	1261	20.1	42.0	53.9	1.607	5.40E-03	2.78E-02	1.42E-02	1.36E-02	Decoupled	DOWN
9/16/15 11:43 AM	11651	-0.15	1.480	0.40	1250	18.2	41.1	51.8	1.500	6.55E-03	2.75E-02	1.26E-02	1.49E-02	Decoupled	DOWN
9/16/15 4:38 PM	11652	-0.16	1.479	0.40	1304	18.7	42.5	51.4	1.511	6.41E-03	2.74E-02	1.27E-02	1.47E-02	Decoupled	DOWN
9/17/15 11:14 AM	11653	-0.11	1.481	0.40	1277	19.3	41.9	50.5	1.491	6.67E-03	2.74E-02	1.34E-02	1.40E-02	Decoupled	DOWN
9/17/15 3:23 PM	11654	-0.15	1.480	0.40	1373	20.5	43.6	57.8	1.599	5.47E-03	2.66E-02	1.33E-02	1.33E-02	Decoupled	DOWN
9/18/15 10:46 AM	11655	-0.10	1.480	0.40	1278	18.2	41.8	55.9	1.462	7.08E-03	2.73E-02	1.24E-02	1.48E-02	Decoupled	DOWN
9/22/15 1:49 PM	11656	0.07	2.481	0.40	13659	71.4	149.7	173.7	2.246	2.64E-03	9.60E-03	4.64E-03	4.96E-03	Decoupled	DOWN
9/22/15 2:44 PM	11657	0.05	2.481	0.40	13627	71.1	149.1	173.6	2.213	2.71E-03	9.60E-03	4.64E-03	4.96E-03	Decoupled	DOWN
9/23/15 10:52 AM	11658	0.07	2.481	0.40	14024	72.4	151.7	178.9	2.295	2.54E-03	9.48E-03	4.60E-03	4.88E-03	Decoupled	DOWN
9/22/15 1:49 PM	11664	0.07	2.481	0.40	13659	71.4	149.7	173.7	2.246	2.64E-03	9.60E-03	4.64E-03	4.96E-03	Decoupled	DOWN
9/22/15 2:44 PM	11665	0.05	2.481	0.40	13627	71.1	149.1	173.5	2.294	2.54E-03	9.60E-03	4.64E-03	4.96E-03	Decoupled	DOWN
9/23/15 10:52 AM	11666	0.07	2.481	0.40	14024	72.4	151.7	178.9	2.314	2.50E-03	9.48E-03	4.60E-03	4.88E-03	Decoupled	DOWN
9/23/15 12:19 PM	11667	0.04	2.480	0.40	13976	72.3	151.4	173.8	2.290	2.55E-03	9.48E-03	4.60E-03	4.88E-03	Decoupled	DOWN
9/23/15 2:10 PM	11668	0.01	2.480	0.40	14247	73.4	152.8	185.2	2.313	2.50E-03	9.40E-03	4.60E-03	4.80E-03	Decoupled	DOWN
9/23/15 3:07 PM	11669	0.05	2.479	0.40	13373	70.1	147.6	175.1	2.273	2.58E-03	9.68E-03	4.68E-03	5.00E-03	Decoupled	DOWN
9/24/15 10:05 AM	11670	0.08	2.482	0.40	14130	72.7	152.3	179.5	2.451	2.26E-03	9.48E-03	4.60E-03	4.88E-03	Decoupled	DOWN
9/24/15 11:24 AM	11671	0.08	2.480	0.40	13885	72.4	150.7	178.2	2.319	2.49E-03	9.52E-03	4.64E-03	4.88E-03	Decoupled	DOWN
9/24/15 2:14 PM	11672	0.05	1.484	0.40	1263	19.0	41.4	54.7	1.519	6.30E-03	2.74E-02	1.34E-02	1.41E-02	Decoupled	DOWN

DATE/TIME	RUN	ρ_{exp}	ρ_{shot}	RHU (sec)	P_{max} (MW)	E_{pk} (MJ)	$E_{pk+3\Gamma}$ (MJ)	E_{TOT} (MJ)	ρ_{sys}	τ_0(sec)	Γ (sec)	$(\Gamma/2)_{LE}$ (sec)	$(\Gamma/2)_{TE}$ (sec)	FREC	FREC Rods
1/12/16 10:14 AM	11694	0.04	3.066	0.40	27088	102.4	213.0	258.6	2.857	1.77E-03	6.92E-03	3.36E-03	3.56E-03	Decoupled	DOWN
1/13/16 11:53 AM	11699	-0.06	2.750	0.40	20622	90.1	188.6	216.4	2.705	1.93E-03	8.08E-03	3.92E-03	4.16E-03	Decoupled	DOWN
1/13/16 3:55 PM	11700	0.05	1.170	0.50	88	5.2	12.0	13.5	1.169	1.86E-02	1.22E-01	5.22E-02	6.96E-02	Decoupled	DOWN
1/14/16 10:42 AM	11701	-0.12	1.170	0.50	121	5.8	17.0	19.8	1.125	2.44E-02	9.22E-02	4.18E-02	5.04E-02	Decoupled	DOWN
1/14/16 11:50 AM	11702	-0.14	1.170	0.50	141	6.0	15.9	17.7	1.146	2.13E-02	8.42E-02	3.67E-02	4.75E-02	Decoupled	DOWN
1/15/16 10:48 AM	11703	-0.08	2.500	0.40	14580	73.9	155.2	180.8	2.411	2.33E-03	9.32E-03	4.52E-03	4.80E-03	Decoupled	DOWN
1/18/16 12:01 PM	11704	-0.07	1.999	0.40	6217	45.9	96.1	119.0	1.957	3.43E-03	1.35E-02	6.56E-03	6.92E-03	Decoupled	DOWN
1/19/16 10:00 AM	11705	-0.05	1.500	0.40	1196	19.1	41.2	53.8	1.429	7.61E-03	2.86E-02	1.41E-02	1.45E-02	Decoupled	DOWN
1/19/16 2:46 PM	11706	0.53	3.123	0.25	29281	105.6	220.7	292.0	2.886	1.74E-03	6.64E-03	3.20E-03	3.44E-03	Decoupled	DOWN
1/20/16 2:16 PM	11707	0.54	3.142	0.25	30113	109.4	226.4	292.9	2.903	1.73E-03	6.64E-03	3.24E-03	3.40E-03	Decoupled	DOWN
1/21/16 4:12 PM	11708	0.52	3.125	0.25	29963	109.4	226.1	269.7	2.889	1.74E-03	6.64E-03	3.24E-03	3.40E-03	Decoupled	DOWN
1/25/16 2:20 PM	11712	-5.95	1.200	0.40	41	1.8	3.2	5.9	1.188	1.69E-02	6.54E-02	3.52E-02	3.02E-02	Decoupled	DOWN
1/25/16 3:22 PM	11713	-5.97	1.333	0.40	328	8.8	22.2	25.8	1.248	1.30E-02	5.34E-02	2.36E-02	2.98E-02	Decoupled	DOWN
1/25/16 4:03 PM	11714	-5.97	1.333	0.40	329	9.6	23.6	28.8	1.277	1.17E-02	5.43E-02	2.60E-02	2.83E-02	Decoupled	DOWN
1/26/16 1:26 PM	11715	-0.48	1.222	0.40	215	8.3	19.8	23.1	1.235	1.37E-02	6.38E-02	3.10E-02	3.28E-02	Decoupled	DOWN
1/26/16 2:11 PM	11716	-0.48	1.387	0.40	740	15.5	33.0	44.9	1.359	9.06E-03	3.61E-02	1.88E-02	1.73E-02	Decoupled	DOWN
1/26/16 2:45 PM	11717	-0.46	1.355	0.40	579	12.5	30.1	40.1	1.286	1.13E-02	4.12E-02	1.89E-02	2.24E-02	Decoupled	DOWN
1/27/16 11:31 AM	11719	-0.78	1.210	0.40	181	7.1	18.9	22.1	1.234	1.37E-02	7.54E-02	3.44E-02	4.10E-02	Decoupled	DOWN
1/27/16 1:46 PM	11720	-0.78	1.354	0.40	630	13.3	30.4	36.6	1.405	8.05E-03	3.87E-02	1.86E-02	2.01E-02	Decoupled	DOWN
1/27/16 2:37 PM	11721	-0.77	1.385	0.40	735	16.1	32.8	44.2	1.318	1.02E-02	3.60E-02	1.96E-02	1.65E-02	Decoupled	DOWN
1/28/16 10:07 AM	11722	-0.77	1.376	0.40	747	14.7	32.7	38.8	1.324	1.00E-02	3.55E-02	1.75E-02	1.80E-02	Decoupled	DOWN
2/3/16 2:35 PM	11726	-5.94	1.690	0.25	1868	22.4	46.1	51.3	1.702	4.67E-03	2.14E-02	1.07E-02	1.07E-02	Decoupled	DOWN
2/4/16 9:52 AM	11727	-5.96	1.690	0.25	1861	21.8	46.2	51.6	1.628	5.22E-03	2.14E-02	1.03E-02	1.11E-02	Decoupled	DOWN
2/4/16 2:16 PM	11728	-5.96	1.690	0.25	1812	21.5	45.7	49.6	1.553	5.92E-03	2.17E-02	1.05E-02	1.12E-02	Decoupled	DOWN
2/10/16 11:52 AM	11734	0.00	1.218	0.70	158	6.7	16.8	26.1	1.122	2.49E-02	7.31E-02	3.85E-02	3.46E-02	Decoupled	DOWN
2/10/16 1:38 PM	11735	0.00	1.400	0.40	705	14.4	32.4	43.3	1.392	8.32E-03	3.71E-02	1.80E-02	1.91E-02	Decoupled	DOWN
2/10/16 2:50 PM	11736	0.00	1.800	0.40	3688	35.1	73.2	95.3	1.678	4.84E-03	1.72E-02	8.40E-03	8.76E-03	Decoupled	DOWN
2/11/16 9:28 AM	11737	0.00	2.260	0.40	9968	59.9	125.7	149.2	2.126	2.92E-03	1.10E-02	5.36E-03	5.68E-03	Decoupled	DOWN
2/11/16 10:49 AM	11738	-0.01	2.500	0.40	14360	74.6	153.9	178.6	2.320	2.49E-03	9.40E-03	4.64E-03	4.76E-03	Decoupled	DOWN

DATE/TIME	RUN	ρ_{exp}	ρ_{shot}	RHU (sec)	P_{max} (MW)	E_{pk} (MJ)	$E_{pk+3\Gamma}$ (MJ)	E_{TOT} (MJ)	ρ_{sys}	τ_0(sec)	Γ (sec)	$(\Gamma/2)_{LE}$ (sec)	$(\Gamma/2)_{TE}$ (sec)	FREC	FREC Rods
2/11/16 1:13 PM	11739	0.00	3.033	0.40	25900	102.1	211.2	244.8	2.724	1.91E-03	7.20E-03	3.52E-03	3.68E-03	Decoupled	DOWN
2/16/16 12:09 PM	11741	-0.07	1.270	0.40	235	7.2	18.0	23.3	1.201	1.59E-02	5.84E-02	2.68E-02	3.16E-02	Decoupled	DOWN
2/16/16 12:56 PM	11742	-0.08	1.276	0.40	851	6.5	6.7	26.9	1.223	1.44E-02	2.80E-04	1.60E-04	1.20E-04	Decoupled	DOWN
2/17/16 10:46 AM	11743	-0.08	1.277	0.40	354	8.5	23.8	31.7	1.199	1.60E-02	5.16E-02	2.09E-02	3.07E-02	Decoupled	DOWN
2/17/16 3:54 PM	11744	-0.11	1.410	0.40	860	14.8	34.9	47.3	1.358	9.09E-03	3.35E-02	1.51E-02	1.84E-02	Decoupled	DOWN
2/18/16 11:54 AM	11745	-0.06	1.275	0.40	349	10.2	23.8	28.0	1.226	1.42E-02	5.45E-02	2.61E-02	2.84E-02	Decoupled	DOWN
2/18/16 12:29 PM	11746	-0.06	1.275	0.40	343	9.7	23.2	26.8	1.235	1.37E-02	5.38E-02	2.49E-02	2.89E-02	Decoupled	DOWN
2/23/16 9:57 AM	11748	0.01	3.054	0.40	26276	103.7	213.2	256.7	2.705	1.93E-03	7.16E-03	3.52E-03	3.64E-03	Decoupled	DOWN
2/25/16 10:50 AM	11753	-6.05	3.398	0.40	32960	114.1	232.7	271.9	3.006	1.64E-03	6.28E-03	3.08E-03	3.20E-03	Decoupled	DOWN
3/10/16 1:16 PM	11756	-6.17	3.391	0.40	35854	118.5	243.5	296.4	3.119	1.55E-03	6.04E-03	2.96E-03	3.08E-03	Decoupled	DOWN
3/10/16 1:16 PM	11762	-6.17	3.391	0.40	35854	118.5	243.5	293.8	3.145	1.53E-03	6.04E-03	2.96E-03	3.08E-03	Decoupled	DOWN
3/29/16 11:36 AM	11766	-0.35	1.275	0.40	335	9.2	24.3	29.2	1.246	1.31E-02	5.54E-02	2.42E-02	3.12E-02	Decoupled	DOWN
3/29/16 2:46 PM	11767	-0.36	1.275	0.40	349	9.6	23.5	25.7	1.260	1.24E-02	5.43E-02	2.42E-02	3.01E-02	Decoupled	DOWN
3/30/16 12:03 PM	11768	-0.35	1.400	0.40	813	15.5	33.6	42.1	1.348	9.34E-03	3.40E-02	1.69E-02	1.71E-02	Decoupled	DOWN
3/30/16 2:04 PM	11769	-0.36	1.275	0.40	384	10.5	23.8	28.2	1.218	1.47E-02	5.10E-02	2.44E-02	2.66E-02	Decoupled	DOWN
4/5/16 9:36 AM	11770	0.00	3.057	0.40	26402	103.4	214.6	262.9	2.791	1.84E-03	7.16E-03	3.48E-03	3.68E-03	Decoupled	DOWN
4/5/16 2:45 PM	11771	0.55	3.122	0.25	29489	104.6	216.1	241.6	3.004	1.64E-03	6.52E-03	3.20E-03	3.32E-03	Decoupled	DOWN
4/6/16 2:28 PM	11772	0.49	3.119	0.25	28247	103.5	213.0	237.2	2.666	1.97E-03	6.72E-03	3.32E-03	3.40E-03	Decoupled	DOWN
4/7/16 12:57 PM	11773	0.71	3.141	0.25	30977	106.4	221.0	253.4	2.986	1.66E-03	6.20E-03	2.96E-03	3.24E-03	Decoupled	DOWN
4/12/16 10:46 AM	11775	-0.14	1.430	0.40	918	16.7	36.7	44.4	1.468	6.98E-03	3.34E-02	1.62E-02	1.72E-02	Decoupled	DOWN
4/12/16 1:51 PM	11776	-0.13	1.460	0.40	1162	18.3	41.1	49.5	1.429	7.61E-03	2.97E-02	1.40E-02	1.57E-02	Decoupled	DOWN
4/13/16 10:40 AM	11777	-0.19	1.460	0.40	1247	18.6	42.2	53.3	1.501	6.53E-03	2.84E-02	1.32E-02	1.52E-02	Decoupled	DOWN
4/13/16 1:52 PM	11778	-0.16	1.257	0.40	398	10.6	25.2	27.2	1.287	1.13E-02	5.06E-02	2.38E-02	2.68E-02	Decoupled	DOWN
4/13/16 2:49 PM	11779	-0.13	1.257	0.40	305	9.3	21.7	25.6	1.240	1.34E-02	5.77E-02	2.72E-02	3.05E-02	Decoupled	DOWN
4/14/16 10:00 AM	11780	-0.14	1.257	0.40	270	9.0	20.5	21.9	1.245	1.32E-02	6.32E-02	2.99E-02	3.33E-02	Decoupled	DOWN
4/14/16 10:50 AM	11781	-0.16	1.257	0.40	258	8.8	20.0	21.7	1.263	1.23E-02	6.42E-02	3.08E-02	3.34E-02	Decoupled	DOWN
4/14/16 2:27 PM	11782	-5.96	1.345	0.40	321	8.3	22.4	27.1	1.348	9.34E-03	5.25E-02	2.22E-02	3.03E-02	Decoupled	DOWN
4/14/16 3:13 PM	11783	-5.98	1.345	0.40	392	10.2	24.8	33.2	1.327	9.92E-03	4.84E-02	2.31E-02	2.52E-02	Decoupled	DOWN
5/3/16 11:35 AM	11791	0.00	3.100	0.25	26519	103.7	214.9	253.5	2.705	1.93E-03	7.16E-03	3.48E-03	3.68E-03	Decoupled	DOWN

DATE/TIME	RUN	ρ_{exp}	ρ_{shot}	RHU (sec)	P_{max} (MW)	E_{pk} (MJ)	$E_{pk+3\Gamma}$ (MJ)	E_{TOT} (MJ)	ρ_{sys}	τ_0(sec)	Γ (sec)	$(\Gamma/2)_{LE}$ (sec)	$(\Gamma/2)_{TE}$ (sec)	FREC	FREC Rods
5/3/16 1:42 PM	11792	0.01	3.049	0.25	26751	104.2	214.3	247.8	2.840	1.79E-03	7.08E-03	3.48E-03	3.60E-03	Decoupled	DOWN
5/3/16 3:33 PM	11793	0.01	3.077	0.25	27022	104.2	216.1	257.1	2.827	1.80E-03	7.04E-03	3.44E-03	3.60E-03	Decoupled	DOWN
5/4/16 9:51 AM	11794	0.00	3.069	0.25	26523	103.8	214.8	243.9	2.822	1.80E-03	7.12E-03	3.48E-03	3.64E-03	Decoupled	DOWN
5/4/16 10:52 AM	11795	0.00	3.053	0.25	26017	105.7	216.1	242.5	2.811	1.82E-03	7.32E-03	3.64E-03	3.68E-03	Decoupled	DOWN
5/4/16 1:23 PM	11796	0.00	3.086	0.25	26929	107.6	220.7	245.4	2.879	1.75E-03	7.28E-03	3.60E-03	3.68E-03	Decoupled	DOWN
5/5/16 12:51 PM	11798	-0.32	1.194	0.40	177	7.5	14.5	16.7	1.157	1.99E-02	7.05E-02	3.72E-02	3.32E-02	Decoupled	DOWN
5/5/16 1:45 PM	11799	-0.30	1.193	0.40	149	6.5	11.7	15.1	1.126	2.43E-02	6.80E-02	3.80E-02	3.00E-02	Decoupled	DOWN
5/11/16 10:20 AM	11801	0.10	1.610	0.40	2542	30.7	42.0	54.9	1.622	5.26E-03	1.39E-02	1.37E-02	2.40E-04	Decoupled	DOWN
5/11/16 11:55 AM	11802	0.06	1.986	0.40	5917	42.8	92.0	113.6	1.966	3.40E-03	1.35E-02	6.40E-03	7.12E-03	Decoupled	DOWN
5/11/16 3:17 PM	11803	0.05	2.041	0.40	6504	46.3	97.7	118.6	1.973	3.37E-03	1.31E-02	6.36E-03	6.76E-03	Decoupled	DOWN
5/12/16 9:38 AM	11804	0.17	1.660	0.40	2452	27.0	57.2	69.0	1.697	4.70E-03	2.00E-02	9.76E-03	1.03E-02	Decoupled	DOWN
5/12/16 10:42 AM	11805	0.18	1.800	0.40	3631	34.0	71.5	88.7	1.716	4.58E-03	1.70E-02	8.28E-03	8.76E-03	Decoupled	DOWN
5/12/16 12:02 PM	11806	0.16	1.920	0.40	4606	38.0	80.9	99.3	1.826	3.97E-03	1.53E-02	7.36E-03	7.96E-03	Decoupled	DOWN
5/12/16 2:15 PM	11807	0.15	2.065	0.40	6678	47.0	99.0	117.5	1.981	3.35E-03	1.29E-02	6.28E-03	6.64E-03	Decoupled	DOWN
5/13/16 8:03 AM	11808	0.21	1.590	0.40	1713	22.0	47.1	57.7	1.553	5.92E-03	2.34E-02	1.14E-02	1.20E-02	Decoupled	DOWN
5/16/16 11:58 AM	11809	-0.04	2.500	0.40	12306	62.1	129.7	153.7	2.162	2.83E-03	9.20E-03	4.48E-03	4.72E-03	Decoupled	DOWN
5/16/16 2:23 PM	11810	0.18	1.779	0.40	3460	33.2	69.1	82.4	1.646	5.07E-03	1.73E-02	8.52E-03	8.80E-03	Decoupled	DOWN
5/16/16 4:06 PM	11811	0.16	2.086	0.40	6922	48.2	101.1	123.3	1.781	4.20E-03	1.27E-02	6.20E-03	6.52E-03	Decoupled	DOWN
5/17/16 9:30 AM	11812	0.13	1.551	0.40	1646	21.7	46.6	57.0	1.468	6.98E-03	2.41E-02	1.17E-02	1.24E-02	Decoupled	DOWN
5/17/16 10:31 AM	11813	0.14	1.612	0.40	2231	25.4	54.4	66.6	1.532	6.16E-03	2.09E-02	1.01E-02	1.08E-02	Decoupled	DOWN
5/17/16 11:15 AM	11814	0.16	1.781	0.40	3454	33.2	69.4	86.8	1.660	4.97E-03	1.74E-02	8.48E-03	8.88E-03	Decoupled	DOWN
5/19/16 10:57 AM	11815	0.00	3.060	0.40	27741	110.7	225.8	252.5	2.425	2.31E-03	7.12E-03	3.52E-03	3.60E-03	Decoupled	DOWN
5/19/16 12:46 PM	11816	0.00	3.088	0.40	27470	108.2	223.3	248.7	2.740	1.89E-03	7.16E-03	3.52E-03	3.64E-03	Decoupled	DOWN
5/24/16 9:45 AM	11819	0.00	1.500	0.40	1191	18.2	39.9	48.5	1.482	6.78E-03	2.81E-02	1.35E-02	1.46E-02	Decoupled	DOWN
5/24/16 10:15 AM	11820	0.00	2.000	0.40	5694	44.7	94.7	113.7	1.894	3.67E-03	1.45E-02	7.00E-03	7.48E-03	Decoupled	DOWN
5/24/16 11:13 AM	11821	0.00	2.500	0.40	13958	72.7	152.8	173.6	2.354	2.43E-03	9.60E-03	4.64E-03	4.96E-03	Decoupled	DOWN
5/24/16 1:09 PM	11822	0.00	3.000	0.40	24505	98.5	204.7	233.4	2.568	2.10E-03	7.32E-03	3.56E-03	3.76E-03	Decoupled	DOWN
6/3/16 10:07 AM	11824	-0.02	1.500	0.40	1252	18.0	41.7	50.9	1.588	5.57E-03	2.78E-02	1.25E-02	1.53E-02	Decoupled	DOWN
6/3/16 1:36 PM	11825	-0.05	2.000	0.40	5944	45.5	96.0	113.7	2.140	2.88E-03	1.41E-02	6.84E-03	7.24E-03	Decoupled	DOWN

DATE/TIME	RUN	ρ_{exp}	ρ_{shot}	RHU (sec)	P_{max} (MW)	E_{pk} (MJ)	$E_{pk+3\Gamma}$ (MJ)	E_{TOT} (MJ)	ρ_{sys}	τ_0(sec)	Γ (sec)	$(\Gamma/2)_{LE}$ (sec)	$(\Gamma/2)_{TE}$ (sec)	FREC	FREC Rods
6/3/16 2:03 PM	11826	0.00	2.500	0.40	13302	71.2	148.4	168.5	2.520	2.16E-03	9.76E-03	4.76E-03	5.00E-03	Decoupled	DOWN
6/3/16 2:29 PM	11827	0.08	3.000	0.40	23749	98.9	205.8	242.3	2.731	1.90E-03	7.64E-03	3.72E-03	3.92E-03	Decoupled	DOWN
6/7/16 3:22 PM	11828	0.59	1.784	0.25	3258	31.7	64.3	78.6	1.551	5.94E-03	1.70E-02	8.56E-03	8.44E-03	Decoupled	DOWN
6/7/16 4:11 PM	11829	0.57	3.110	0.25	28679	106.1	219.0	259.0	2.471	2.23E-03	6.72E-03	3.28E-03	3.44E-03	Decoupled	DOWN
6/9/16 10:02 AM	11831	-5.90	1.233	0.40	90	4.1	7.5	8.8	1.257	1.25E-02	7.10E-02	3.81E-02	3.29E-02	Decoupled	DOWN
6/9/16 12:32 PM	11832	-5.90	1.291	0.40	171	6.5	15.1	18.0	1.247	1.30E-02	7.51E-02	3.44E-02	4.07E-02	Decoupled	DOWN
6/9/16 3:21 PM	11833	-5.94	1.581	0.25	998	15.0	30.7	34.4	1.425	7.68E-03	2.65E-02	1.32E-02	1.33E-02	Decoupled	DOWN
6/15/16 1:33 PM	11843	-0.08	1.256	0.40	223	8.1	20.0	26.0	1.175	1.81E-02	6.39E-02	3.09E-02	3.30E-02	Decoupled	DOWN
6/15/16 2:16 PM	11844	-0.10	1.256	0.40	240	8.0	17.4	21.0	1.180	1.76E-02	5.99E-02	2.84E-02	3.15E-02	Decoupled	DOWN
6/15/16 2:55 PM	11845	-0.09	1.450	0.40	954	18.1	37.6	47.9	1.358	9.09E-03	3.25E-02	1.69E-02	1.56E-02	Decoupled	DOWN
6/21/16 2:20 PM	11848	0.01	1.530	0.40	1157	18.6	41.5	49.5	1.416	7.85E-03	3.00E-02	1.43E-02	1.58E-02	Decoupled	DOWN
6/21/16 3:33 PM	11849	-0.03	3.017	0.40	24139	101.7	212.1	263.1	2.650	1.99E-03	7.72E-03	3.76E-03	3.96E-03	Decoupled	DOWN
6/22/16 10:32 AM	11850	0.02	1.532	0.40	1144	18.5	41.3	50.2	1.433	7.54E-03	3.00E-02	1.43E-02	1.57E-02	Coupled	DOWN
6/22/16 11:58 AM	11851	-0.02	1.990	0.40	4994	41.9	89.7	103.9	1.823	3.99E-03	1.56E-02	7.44E-03	8.16E-03	Coupled	DOWN
6/22/16 3:06 PM	11852	-0.03	2.699	0.40	17030	82.7	174.2	200.4	2.434	2.29E-03	8.96E-03	4.32E-03	4.64E-03	Coupled	DOWN
6/23/16 10:09 AM	11853	0.01	1.720	0.40	1032	18.1	39.6	49.1	1.429	7.60E-03	3.18E-02	1.54E-02	1.64E-02	Coupled	UP
6/23/16 11:09 AM	11854	0.00	2.300	0.40	5239	43.7	91.7	106.8	1.883	3.72E-03	1.52E-02	7.40E-03	7.76E-03	Coupled	UP
6/23/16 1:25 PM	11855	-0.04	3.028	0.40	17028	82.8	174.2	198.9	2.445	2.27E-03	8.96E-03	4.32E-03	4.64E-03	Coupled	UP
7/11/16 12:35 PM	11858	-0.16	1.400	0.40	773	14.9	33.9	41.1	1.439	7.44E-03	3.59E-02	1.71E-02	1.88E-02	Decoupled	DOWN
7/11/16 3:39 PM	11859	-0.14	1.400	0.40	807	15.5	35.1	42.1	1.408	8.00E-03	3.56E-02	1.70E-02	1.86E-02	Decoupled	DOWN
7/11/16 4:21 PM	11860	-0.15	1.183	0.40	142	5.6	10.3	11.3	1.136	2.26E-02	6.20E-02	3.41E-02	2.80E-02	Decoupled	DOWN
7/12/16 1:39 PM	11861	-0.18	1.410	0.40	825	15.2	34.8	42.1	1.406	8.04E-03	3.44E-02	1.62E-02	1.82E-02	Decoupled	DOWN
7/12/16 4:13 PM	11862	-0.23	1.410	0.40	895	16.5	36.9	44.2	1.410	7.97E-03	3.39E-02	1.63E-02	1.76E-02	Decoupled	DOWN
7/13/16 3:32 PM	11864	0.10	1.610	0.40	2009	24.5	51.7	67.3	1.750	4.37E-03	2.18E-02	1.07E-02	1.11E-02	Decoupled	DOWN
7/13/16 4:36 PM	11865	0.14	2.065	0.40	6499	46.3	96.9	111.4	2.219	2.70E-03	1.30E-02	6.36E-03	6.64E-03	Decoupled	DOWN
7/14/16 9:22 AM	11866	0.18	1.550	0.40	1454	19.7	43.9	55.0	1.570	5.74E-03	2.54E-02	1.18E-02	1.36E-02	Decoupled	DOWN
7/14/16 10:30 AM	11867	0.21	1.630	0.40	2030	23.3	51.7	63.9	1.634	5.17E-03	2.17E-02	1.01E-02	1.16E-02	Decoupled	DOWN
7/14/16 11:42 AM	11868	0.12	1.771	0.40	3325	31.7	67.7	82.4	1.848	3.87E-03	1.76E-02	8.40E-03	9.16E-03	Decoupled	DOWN
7/14/16 1:53 PM	11869	0.16	1.900	0.40	4396	36.9	79.7	100.0	1.855	3.84E-03	1.57E-02	7.44E-03	8.28E-03	Decoupled	DOWN

DATE/TIME	RUN	ρ_{exp}	ρ_{shot}	RHU (sec)	P_{max} (MW)	E_{pk} (MJ)	$E_{pk+3\Gamma}$ (MJ)	E_{TOT} (MJ)	ρ_{sys}	τ_0(sec)	Γ (sec)	$(\Gamma/2)_{LE}$ (sec)	$(\Gamma/2)_{TE}$ (sec)	FREC	FREC Rods
7/14/16 3:13 PM	11870	0.22	1.900	0.40	4246	37.0	77.8	94.9	1.986	3.33E-03	1.59E-02	7.72E-03	8.16E-03	Decoupled	DOWN
7/14/16 4:34 PM	11871	0.14	2.070	0.40	6428	46.1	96.4	113.6	2.040	3.16E-03	1.31E-02	6.40E-03	6.68E-03	Decoupled	DOWN
7/27/16 12:15 PM	11887	0.45	3.089	0.25	30669	108.8	225.1	266.5	3.074	1.59E-03	6.48E-03	3.16E-03	3.32E-03	Decoupled	DOWN
7/27/16 3:52 PM	11888	0.43	3.081	0.25	30340	108.1	223.6	262.1	2.973	1.67E-03	6.48E-03	3.16E-03	3.32E-03	Decoupled	DOWN
7/28/16 3:26 PM	11890	0.48	3.072	0.25	29726	107.4	221.4	255.5	2.952	1.68E-03	6.60E-03	3.24E-03	3.36E-03	Decoupled	DOWN
8/1/16 2:52 PM	11891	-0.93	1.210	0.40	183	8.3	14.5	20.3	1.126	2.43E-02	6.75E-02	3.94E-02	2.81E-02	Decoupled	DOWN
8/1/16 3:24 PM	11892	-0.91	1.370	0.40	784	16.5	34.2	41.0	1.353	9.21E-03	3.55E-02	1.88E-02	1.67E-02	Decoupled	DOWN
8/1/16 3:57 PM	11893	-0.89	1.370	0.40	720	14.0	32.8	40.6	1.338	9.61E-03	3.70E-02	1.71E-02	1.99E-02	Decoupled	DOWN
8/3/16 3:27 PM	11894	-0.27	1.257	0.40	315	10.1	22.3	25.6	1.185	1.71E-02	5.77E-02	2.82E-02	2.95E-02	Decoupled	DOWN
8/3/16 3:58 PM	11895	-0.28	1.355	0.40	697	14.2	32.3	38.0	1.377	8.65E-03	3.73E-02	1.77E-02	1.96E-02	Decoupled	DOWN
8/4/16 10:33 AM	11896	-0.27	1.257	0.40	330	10.1	23.0	26.8	1.199	1.60E-02	5.55E-02	2.68E-02	2.87E-02	Decoupled	DOWN
8/4/16 11:26 AM	11897	-0.27	1.385	0.40	771	15.5	34.1	40.1	1.317	1.02E-02	3.59E-02	1.78E-02	1.81E-02	Decoupled	DOWN
8/4/16 1:16 PM	11898	-0.30	1.460	0.40	1265	19.7	42.7	54.5	1.440	7.43E-03	2.82E-02	1.38E-02	1.44E-02	Decoupled	DOWN
8/15/16 3:12 PM	11906	-5.89	1.690	0.25	1901	22.5	47.7	54.1	1.548	5.97E-03	2.16E-02	1.05E-02	1.11E-02	Decoupled	DOWN
8/16/16 10:49 AM	11907	-5.86	1.690	0.25	1898	21.9	47.1	53.0	1.573	5.71E-03	2.13E-02	1.01E-02	1.12E-02	Decoupled	DOWN
8/16/16 2:57 PM	11908	-5.89	1.690	0.25	1554	18.4	38.8	44.7	1.562	5.83E-03	2.15E-02	1.04E-02	1.11E-02	Decoupled	DOWN
8/17/16 10:25 AM	11909	-5.88	1.690	0.25	1909	22.7	47.1	53.5	1.624	5.25E-03	2.13E-02	1.05E-02	1.08E-02	Decoupled	DOWN
8/17/16 2:45 PM	11910	-5.89	1.690	0.25	1867	21.9	46.4	52.5	1.815	4.03E-03	2.14E-02	1.04E-02	1.10E-02	Decoupled	DOWN
8/18/16 10:46 AM	11911	-5.89	1.690	0.25	1820	21.7	45.6	51.3	1.689	4.76E-03	2.16E-02	1.05E-02	1.11E-02	Decoupled	DOWN
8/18/16 3:01 PM	11912	-5.90	1.690	0.25	1827	22.8	45.9	51.6	1.613	5.35E-03	2.16E-02	1.11E-02	1.06E-02	Decoupled	DOWN
8/19/16 9:35 AM	11913	-5.90	1.690	0.25	1895	22.5	46.9	52.4	1.599	5.47E-03	2.13E-02	1.05E-02	1.08E-02	Decoupled	DOWN
8/19/16 1:58 PM	11914	-5.90	1.690	0.25	1862	22.7	46.3	54.0	1.617	5.31E-03	2.14E-02	1.07E-02	1.07E-02	Decoupled	DOWN
8/23/16 9:52 AM	11920	-5.86	1.690	0.25	1951	23.3	48.0	53.0	1.605	5.41E-03	2.11E-02	1.05E-02	1.06E-02	Decoupled	DOWN
8/23/16 2:12 PM	11921	-5.87	1.690	0.25	1440	17.2	36.5	51.0	1.556	5.89E-03	2.17E-02	1.04E-02	1.13E-02	Decoupled	DOWN
8/25/16 10:07 AM	11922	-5.93	1.206	0.40	96	4.7	14.5	15.2	1.096	3.04E-02	1.08E-01	4.18E-02	6.64E-02	Decoupled	DOWN
8/25/16 2:04 PM	11923	-5.86	1.330	0.40	265	7.6	21.2	24.0	1.415	7.86E-03	5.90E-02	2.51E-02	3.39E-02	Decoupled	DOWN
8/31/16 10:56 AM	11925	0.11	3.000	0.25	27836	107.3	223.4	258.7	2.836	1.79E-03	7.08E-03	3.44E-03	3.64E-03	Decoupled	DOWN
8/31/16 11:49 AM	11926	-0.05	3.000	0.25	25565	101.6	213.3	249.8	2.689	1.95E-03	7.32E-03	3.52E-03	3.80E-03	Decoupled	DOWN
9/8/16 9:57 AM	11932	-0.71	1.370	0.40	780	15.0	33.8	45.8	1.510	6.42E-03	3.51E-02	1.68E-02	1.83E-02	Decoupled	DOWN

DATE/TIME	RUN	ρ_{exp}	ρ_{shot}	RHU (sec)	P_{max} (MW)	E_{pk} (MJ)	$E_{pk+3\Gamma}$ (MJ)	E_{TOT} (MJ)	ρ_{sys}	τ_0(sec)	Γ (sec)	$(\Gamma/2)_{LE}$ (sec)	$(\Gamma/2)_{TE}$ (sec)	FREC	FREC Rods
9/8/16 11:09 AM	11933	-0.72	1.210	0.40	239	8.3	18.3	21.9	1.219	1.46E-02	6.44E-02	3.00E-02	3.44E-02	Decoupled	DOWN
9/8/16 1:34 PM	11934	-0.72	1.370	0.40	750	15.0	33.4	40.1	1.421	7.75E-03	3.61E-02	1.76E-02	1.85E-02	Decoupled	DOWN
9/15/16 2:35 PM	11944	0.75	3.106	0.25	31143	109.6	226.4	248.8	3.038	1.61E-03	6.44E-03	3.16E-03	3.28E-03	Decoupled	DOWN
9/20/16 10:25 AM	11945	0.00	1.380	0.40	494	11.7	28.1	37.7	1.129	2.37E-02	4.54E-02	2.09E-02	2.45E-02	Coupled	DOWN
9/20/16 11:03 AM	11946	0.00	2.130	0.40	6734	49.1	105.0	137.7	1.565	5.80E-03	1.36E-02	6.48E-03	7.08E-03	Coupled	DOWN
9/22/16 12:02 PM	11950	0.02	1.285	0.40	268	9.0	20.4	23.1	1.190	1.67E-02	6.47E-02	3.01E-02	3.46E-02	Decoupled	DOWN
9/22/16 1:33 PM	11951	0.01	1.285	0.40	221	8.0	17.7	21.2	1.360	9.05E-03	6.54E-02	3.12E-02	3.42E-02	Decoupled	DOWN
9/22/16 2:45 PM	11952	0.00	1.555	0.40	1126	17.5	37.9	52.0	1.459	7.12E-03	2.80E-02	1.37E-02	1.43E-02	Decoupled	DOWN
9/28/16 12:03 PM	11954	0.11	1.554	0.40	1327	21.1	44.9	55.2	1.433	7.55E-03	2.83E-02	1.42E-02	1.41E-02	Coupled	DOWN
9/28/16 2:28 PM	11955	0.10	2.700	0.40	16917	82.8	173.1	199.6	2.410	2.33E-03	8.96E-03	4.36E-03	4.60E-03	Coupled	DOWN
9/29/16 10:27 AM	11956	0.09	2.001	0.40	5160	43.6	91.7	110.9	1.789	4.16E-03	1.54E-02	7.52E-03	7.92E-03	Coupled	DOWN
9/29/16 2:51 PM	11957	0.15	3.013	0.40	24252	102.2	213.2	261.6	2.662	1.98E-03	7.72E-03	3.76E-03	3.96E-03	Coupled	DOWN
10/5/16 1:06 PM	11959	0.09	2.470	0.40	13990	72.3	153.0	176.5	2.574	2.09E-03	9.56E-03	4.60E-03	4.96E-03	Decoupled	DOWN
10/11/16 1:42 PM	11960	-0.12	1.193	0.40	177	6.5	13.9	14.8	1.176	1.80E-02	6.66E-02	3.11E-02	3.55E-02	Decoupled	DOWN
10/12/16 11:26 AM	11962	-0.16	1.183	0.40	132	5.8	10.0	11.4	1.193	1.64E-02	6.45E-02	3.77E-02	2.68E-02	Decoupled	DOWN
10/12/16 12:35 PM	11963	-0.15	1.182	0.40	99	4.4	7.6	8.4	1.147	2.12E-02	6.54E-02	3.82E-02	2.72E-02	Decoupled	DOWN
10/12/16 2:22 PM	11964	-0.16	1.183	0.40	118	4.5	8.9	9.8	1.166	1.90E-02	6.30E-02	3.14E-02	3.16E-02	Decoupled	DOWN
10/12/16 3:23 PM	11965	-0.17	1.183	0.40	166	6.6	13.1	14.5	1.173	1.83E-02	6.85E-02	3.45E-02	3.40E-02	Decoupled	DOWN
10/13/16 11:27 AM	11966	-0.13	1.184	0.40	110	5.7	15.2	16.3	1.129	2.37E-02	1.01E-01	4.58E-02	5.53E-02	Decoupled	DOWN
10/13/16 12:17 PM	11967	-0.15	1.274	0.40	370	10.7	24.6	26.9	1.237	1.36E-02	5.28E-02	2.55E-02	2.73E-02	Decoupled	DOWN
2016-10-19 11:25:10	11973	0.00	1.442	0.40	877	14.8	32.9	42.1	1.425	7.68E-03	3.02E-02	1.43E-02	1.59E-02	Decoupled	DOWN
2016-10-19 13:05:22	11974	0.00	1.432	0.40	970	16.2	38.0	45.7	1.372	8.76E-03	3.26E-02	1.48E-02	1.78E-02	Decoupled	DOWN
2016-10-19 13:37:32	11975	0.00	1.440	2.00	751	13.1	30.2	62.7	1.413	7.91E-03	3.30E-02	1.52E-02	1.78E-02	Decoupled	DOWN
2016-10-19 14:09:13	11976	1.00	1.461	2.00	945	16.5	38.3	72.0	1.378	8.62E-03	3.34E-02	1.54E-02	1.80E-02	Decoupled	DOWN
2016-10-19 14:41:12	11977	0.00	1.459	1.00	744	13.4	30.3	52.3	1.391	8.34E-03	3.34E-02	1.57E-02	1.77E-02	Decoupled	DOWN
2016-10-19 15:04:39	11978	0.00	1.460	0.40	745	14.1	30.3	37.6	1.416	7.85E-03	3.32E-02	1.67E-02	1.64E-02	Decoupled	DOWN
2016-10-25 10:58:17	11984	-0.79	1.430	1.00	957	16.0	36.7	58.7	1.422	7.73E-03	3.19E-02	1.49E-02	1.70E-02	Decoupled	DOWN
2016-10-26 10:57:39	11985	0.00	1.320	0.70	485	11.6	27.6	37.5	1.283	1.15E-02	4.44E-02	2.07E-02	2.38E-02	Decoupled	DOWN
2016-10-26 13:19:35	11986	0.00	1.230	0.70	256	9.7	22.8	30.9	1.181	1.75E-02	6.54E-02	3.38E-02	3.16E-02	Decoupled	DOWN

DATE/TIME	RUN	ρ_{exp}	ρ_{shot}	RHU (sec)	P_{max} (MW)	E_{pk} (MJ)	$E_{pk+3\Gamma}$ (MJ)	E_{TOT} (MJ)	ρ_{sys}	τ_0(sec)	Γ (sec)	$(\Gamma/2)_{LE}$ (sec)	$(\Gamma/2)_{TE}$ (sec)	FREC	FREC Rods
2016-10-26 13:53:17	11987	0.00	1.200	0.70	151	6.5	18.4	23.9	1.110	2.72E-02	8.37E-02	3.78E-02	4.58E-02	Decoupled	DOWN
2016-10-26 14:19:31	11988	0.00	1.320	0.40	460	10.5	26.7	32.3	1.235	1.37E-02	4.59E-02	1.97E-02	2.62E-02	Decoupled	DOWN
2016-10-26 14:44:53	11989	0.00	1.191	1.50	139	6.9	18.1	31.3	1.171	1.84E-02	8.74E-02	4.25E-02	4.50E-02	Decoupled	DOWN
2016-10-28 10:57:35	11990	-1.00	1.200	0.70	159	7.3	19.0	25.7	1.435	7.50E-03	8.18E-02	4.07E-02	4.12E-02	Decoupled	DOWN
2016-10-28 12:11:10	11991	-1.07	1.150	2.00	150	6.6	18.5	31.0	1.144	2.16E-02	8.59E-02	3.80E-02	4.79E-02	Decoupled	DOWN
2016-11-01 14:07:43	11993	-1.07	1.431	0.40	982	17.8	37.6	45.9	1.397	8.22E-03	3.16E-02	1.60E-02	1.56E-02	Decoupled	DOWN
2016-11-08 10:42:54	11999	-1.06	1.430	0.40	1073	17.2	39.0	46.7	1.427	7.64E-03	3.02E-02	1.42E-02	1.60E-02	Decoupled	DOWN
2016-11-08 12:02:51	12000	-1.07	1.431	0.40	1063	16.8	38.9	46.8	1.422	7.73E-03	3.04E-02	1.39E-02	1.65E-02	Decoupled	DOWN
2016-11-10 9:54:29	12002	-5.95	1.642	0.25	1528	19.0	41.0	45.3	1.501	6.53E-03	2.32E-02	1.09E-02	1.23E-02	Decoupled	DOWN
2016-11-10 14:35:22	12003	-5.91	1.639	0.25	1565	20.5	41.7	47.7	1.551	5.94E-03	2.30E-02	1.16E-02	1.14E-02	Decoupled	DOWN
2016-11-15 10:46:28	12004	-6.27	1.349	0.40	314	9.2	21.5	24.9	1.220	1.46E-02	5.41E-02	2.58E-02	2.83E-02	Decoupled	DOWN
2016-11-15 14:52:59	12005	-6.24	1.351	0.40	313	9.0	21.0	24.8	1.167	1.88E-02	5.32E-02	2.58E-02	2.74E-02	Decoupled	DOWN
2016-11-16 11:02:17	12006	-6.26	1.349	0.40	328	9.0	21.5	24.8	1.178	1.77E-02	5.18E-02	2.40E-02	2.78E-02	Decoupled	DOWN
2016-11-16 13:22:32	12007	-6.26	1.352	0.40	346	9.9	22.5	25.3	1.169	1.87E-02	5.11E-02	2.53E-02	2.58E-02	Decoupled	DOWN
2016-11-17 9:55:17	12008	-0.07	1.181	0.40	164	6.3	14.6	21.0	1.160	1.96E-02	7.51E-02	3.18E-02	4.32E-02	Decoupled	DOWN
2016-11-17 10:32:43	12009	-0.06	1.180	0.40	150	7.0	13.3	18.4	1.149	2.10E-02	7.59E-02	4.02E-02	3.57E-02	Decoupled	DOWN
2016-11-17 11:04:34	12010	-0.06	1.180	0.40	146	6.2	12.9	19.0	1.160	1.97E-02	7.77E-02	3.76E-02	4.01E-02	Decoupled	DOWN
2016-11-17 11:48:21	12011	-0.05	1.180	0.40	146	6.4	12.9	16.9	1.133	2.31E-02	7.71E-02	3.93E-02	3.78E-02	Decoupled	DOWN
2016-12-13 13:28:46	12012	-0.06	1.216	0.40	194	8.6	17.1	20.4	1.263	1.23E-02	7.15E-02	3.88E-02	3.26E-02	Decoupled	DOWN
2016-12-13 14:14:29	12013	-0.06	2.093	0.40	7214	50.4	106.2	125.4	1.955	3.44E-03	1.28E-02	6.24E-03	6.60E-03	Decoupled	DOWN
2016-12-13 15:11:13	12014	0.05	3.045	0.40	27500	108.5	224.3	269.9	2.767	1.86E-03	7.20E-03	3.52E-03	3.68E-03	Decoupled	DOWN
2017-02-16 12:32:05	12047	-0.05	1.280	0.40	322	10.0	23.0	25.1	1.269	1.20E-02	5.74E-02	2.79E-02	2.94E-02	Decoupled	DOWN
2017-02-16 13:07:00	12048	-0.06	1.301	0.40	406	10.3	25.2	27.5	1.273	1.18E-02	4.96E-02	2.24E-02	2.72E-02	Decoupled	DOWN
2017-02-21 10:56:21	12049	0.04	3.035	0.40	29337	111.2	231.4	272.9	2.792	1.83E-03	6.96E-03	3.40E-03	3.56E-03	Decoupled	DOWN
2017-02-22 10:36:15	12053	-0.14	1.381	0.25	146	3.3	6.3	11.3	1.361	9.02E-03	3.76E-02	1.97E-02	1.79E-02	Decoupled	DOWN
2017-02-22 14:38:33	12054	-0.04	1.386	0.40	686	14.4	32.4	39.2	1.248	1.30E-02	3.77E-02	1.80E-02	1.97E-02	Decoupled	DOWN
2017-02-23 10:02:51	12055	-0.02	1.386	0.40	724	14.6	33.1	39.5	1.268	1.20E-02	3.71E-02	1.78E-02	1.94E-02	Decoupled	DOWN
2017-02-23 14:48:09	12056	0.01	1.391	0.40	742	15.4	33.2	39.4	1.244	1.32E-02	3.64E-02	1.85E-02	1.79E-02	Decoupled	DOWN
2017-02-28 9:46:30	12057	-0.03	2.500	0.40	14925	75.7	158.8	184.4	2.368	2.40E-03	9.32E-03	4.52E-03	4.80E-03	Decoupled	DOWN

DATE/TIME	RUN	ρ_{exp}	ρ_{shot}	RHU (sec)	P_{max} (MW)	E_{pk} (MJ)	$E_{pk+3\Gamma}$ (MJ)	E_{TOT} (MJ)	ρ_{sys}	τ_0(sec)	Γ (sec)	$(\Gamma/2)_{LE}$ (sec)	$(\Gamma/2)_{TE}$ (sec)	FREC	FREC Rods
2017-02-28 11:58:11	12058	-0.14	1.390	0.40	693	15.9	32.8	43.0	1.304	1.07E-02	3.72E-02	1.98E-02	1.74E-02	Decoupled	DOWN
2017-03-01 14:19:07	12060	-0.04	2.000	0.40	6619	48.8	101.0	123.3	1.978	3.36E-03	1.33E-02	6.56E-03	6.76E-03	Decoupled	DOWN
2017-03-02 10:48:10	12061	-0.02	1.500	0.40	1405	21.3	45.5	54.4	1.443	7.37E-03	2.71E-02	1.33E-02	1.38E-02	Decoupled	DOWN
2017-03-02 13:18:35	12062	0.00	3.042	0.25	27973	112.5	227.0	255.8	2.788	1.84E-03	7.16E-03	3.60E-03	3.56E-03	Decoupled	DOWN
2017-03-02 13:58:55	12063	0.00	3.040	0.25	26330	105.2	218.7	257.4	2.751	1.88E-03	7.32E-03	3.56E-03	3.76E-03	Decoupled	DOWN
2017-03-02 14:28:41	12064	0.00	3.040	0.25	25062	102.8	213.3	242.9	2.701	1.93E-03	7.48E-03	3.64E-03	3.84E-03	Decoupled	DOWN
2017-03-07 13:18:53	12065	-0.15	1.410	0.40	881	16.1	36.1	44.9	1.420	7.77E-03	3.37E-02	1.62E-02	1.75E-02	Decoupled	DOWN
2017-03-08 11:51:04	12066	-0.14	1.391	0.40	718	15.0	33.0	38.7	1.415	7.86E-03	3.71E-02	1.84E-02	1.87E-02	Decoupled	DOWN
2017-03-08 16:07:15	12067	-0.13	1.391	0.40	779	15.2	34.0	40.7	1.388	8.41E-03	3.58E-02	1.73E-02	1.85E-02	Decoupled	DOWN
2017-03-09 13:39:29	12068	-0.08	1.182	0.40	149	6.3	11.7	12.4	1.110	2.73E-02	6.78E-02	3.72E-02	3.06E-02	Decoupled	DOWN
2017-03-09 14:38:04	12069	-0.07	1.181	0.40	128	5.5	9.9	11.1	1.111	2.71E-02	6.60E-02	3.69E-02	2.91E-02	Decoupled	DOWN
2017-03-09 15:18:19	12070	-0.07	1.464	0.40	1126	18.8	40.3	52.0	1.258	1.25E-02	2.98E-02	1.48E-02	1.50E-02	Decoupled	DOWN
2017-03-15 14:42:56	12072	-0.69	1.250	0.40	318	9.8	22.5	24.8	1.132	2.33E-02	5.67E-02	2.66E-02	3.02E-02	Decoupled	DOWN
2017-03-22 11:39:38	12073	0.00	3.206	0.40	32084	118.8	247.2	279.4	2.815	1.81E-03	6.80E-03	3.28E-03	3.52E-03	Decoupled	DOWN
2017-03-22 14:30:41	12074	0.00	3.215	0.25	33918	122.0	251.9	300.8	2.915	1.72E-03	6.56E-03	3.20E-03	3.36E-03	Decoupled	DOWN
2017-03-22 15:06:50	12075	0.00	3.236	0.25	29626	111.7	232.5	262.9	2.830	1.80E-03	6.92E-03	3.36E-03	3.56E-03	Decoupled	DOWN
2017-03-23 11:35:50	12076	0.00	3.197	0.25	32078	119.4	246.6	281.1	2.805	1.82E-03	6.80E-03	3.32E-03	3.48E-03	Decoupled	DOWN
2017-03-23 14:26:28	12077	0.00	3.210	0.25	33672	121.3	250.7	291.2	2.826	1.80E-03	6.56E-03	3.20E-03	3.36E-03	Decoupled	DOWN
2017-03-24 11:26:48	12078	0.00	3.229	0.25	32611	119.7	248.3	282.1	2.367	2.40E-03	6.72E-03	3.28E-03	3.44E-03	Decoupled	DOWN
2017-03-24 12:23:27	12079	0.00	3.207	0.25	31112	116.5	239.9	280.4	2.616	2.03E-03	6.80E-03	3.32E-03	3.48E-03	Decoupled	DOWN
2017-03-28 11:09:20	12080	0.61	3.247	0.25	33512	117.3	240.9	272.3	3.003	1.64E-03	6.36E-03	3.12E-03	3.24E-03	Decoupled	DOWN
2017-03-28 11:59:38	12081	0.75	3.312	0.25	31687	111.8	233.6	266.0	2.970	1.67E-03	6.48E-03	3.12E-03	3.36E-03	Decoupled	DOWN
2017-03-29 10:38:45	12082	0.51	3.217	0.25	33640	117.2	241.4	277.5	2.952	1.68E-03	6.36E-03	3.12E-03	3.24E-03	Decoupled	DOWN
2017-03-29 11:37:53	12083	0.65	3.228	0.40	33676	115.4	241.3	289.8	3.055	1.60E-03	6.28E-03	3.04E-03	3.24E-03	Decoupled	DOWN
2017-03-30 10:28:19	12084	0.62	3.246	0.25	33244	116.7	240.1	272.6	2.950	1.69E-03	6.36E-03	3.12E-03	3.24E-03	Decoupled	DOWN
2017-03-30 11:45:18	12085	0.70	3.274	0.25	32713	114.2	237.2	271.5	3.041	1.61E-03	6.40E-03	3.12E-03	3.28E-03	Decoupled	DOWN
2017-04-03 10:36:22	12086	0.59	3.249	0.25	33239	117.1	239.9	277.2	2.981	1.66E-03	6.40E-03	3.16E-03	3.24E-03	Decoupled	DOWN
2017-04-03 11:23:17	12087	0.60	3.280	0.25	31735	112.5	233.6	272.5	3.041	1.61E-03	6.48E-03	3.16E-03	3.32E-03	Decoupled	DOWN
2017-04-04 10:43:49	12088	0.58	3.224	0.25	33219	116.1	239.7	282.2	3.039	1.61E-03	6.36E-03	3.12E-03	3.24E-03	Decoupled	DOWN

DATE/TIME	RUN	ρ_{exp}	ρ_{shot}	RHU (sec)	P_{max} (MW)	E_{pk} (MJ)	$E_{pk+3\Gamma}$ (MJ)	E_{TOT} (MJ)	ρ_{sys}	τ_0(sec)	Γ (sec)	$(\Gamma/2)_{LE}$ (sec)	$(\Gamma/2)_{TE}$ (sec)	FREC	FREC Rods
2017-04-04 11:33:53	12089	0.68	3.273	0.25	32352	113.3	235.7	275.6	2.994	1.65E-03	6.40E-03	3.12E-03	3.28E-03	Decoupled	DOWN
2017-04-05 10:28:23	12090	0.61	3.227	0.25	33079	116.0	239.0	268.7	2.601	2.05E-03	6.36E-03	3.12E-03	3.24E-03	Decoupled	DOWN
2017-04-05 11:31:28	12091	0.76	3.290	0.25	31669	111.1	232.8	279.1	2.860	1.77E-03	6.48E-03	3.12E-03	3.36E-03	Decoupled	DOWN
2017-04-18 16:46:48	12094	0.07	1.250	0.40	205	8.1	15.9	17.2	1.159	1.97E-02	6.68E-02	3.48E-02	3.21E-02	Decoupled	DOWN
2017-04-19 9:39:25	12095	0.05	2.998	0.40	25165	103.8	217.2	266.8	2.822	1.80E-03	7.60E-03	3.68E-03	3.92E-03	Coupled	DOWN
2017-04-19 14:11:48	12096	0.37	2.996	0.40	24867	103.3	215.1	266.0	2.819	1.81E-03	7.64E-03	3.72E-03	3.92E-03	Coupled	DOWN
2017-04-20 9:57:04	12097	0.00	2.999	0.40	25390	105.2	217.8	252.7	2.861	1.77E-03	7.56E-03	3.72E-03	3.84E-03	Coupled	DOWN
2017-04-20 13:58:16	12098	0.08	2.986	0.40	24647	102.0	214.0	261.3	2.992	1.65E-03	7.64E-03	3.68E-03	3.96E-03	Coupled	DOWN
2017-05-16 14:46:13	12115	-0.02	1.890	0.40	4907	41.6	87.5	109.1	1.814	4.03E-03	1.55E-02	7.56E-03	7.96E-03	Decoupled	DOWN
2017-05-17 11:53:20	12116	-0.07	1.889	0.40	4817	40.4	86.1	104.8	1.820	4.00E-03	1.55E-02	7.44E-03	8.08E-03	Decoupled	DOWN
2017-05-18 10:19:13	12117	-0.11	1.500	0.40	1490	21.1	46.2	56.3	1.449	7.28E-03	2.60E-02	1.24E-02	1.36E-02	Decoupled	DOWN
2017-05-18 14:03:13	12118	-0.07	2.185	0.40	9025	58.1	120.3	140.4	2.060	3.10E-03	1.16E-02	5.72E-03	5.88E-03	Decoupled	DOWN
2017-05-22 11:46:28	12120	-6.17	2.230	0.40	8051	51.3	107.4	127.1	1.970	3.38E-03	1.16E-02	5.68E-03	5.96E-03	Decoupled	DOWN
2017-05-25 11:20:54	12133	-6.11	3.337	0.40	33364	117.5	241.4	284.5	2.998	1.65E-03	6.36E-03	3.12E-03	3.24E-03	Decoupled	DOWN
2017-05-25 13:41:46	12134	1.00	2.621	0.40	14617	71.8	149.0	170.8	2.533	2.14E-03	8.92E-03	4.36E-03	4.56E-03	Decoupled	DOWN
2017-05-25 15:24:28	12135	-6.14	3.331	0.40	32900	116.5	238.4	269.4	3.036	1.61E-03	6.40E-03	3.16E-03	3.24E-03	Decoupled	DOWN
2017-06-06 10:00:28	12142	-6.08	1.693	0.25	1951	23.7	48.1	54.5	1.572	5.73E-03	2.12E-02	1.08E-02	1.04E-02	Decoupled	DOWN
2017-06-13 12:04:31	12151	-6.00	1.690	0.25	1344	17.9	38.0	42.4	1.482	6.79E-03	2.44E-02	1.16E-02	1.28E-02	Decoupled	DOWN
2017-06-27 15:41:33	12157	-0.10	1.460	0.40	1115	17.8	39.1	46.9	1.449	7.27E-03	2.92E-02	1.42E-02	1.49E-02	Decoupled	DOWN
2017-06-28 10:56:07	12158	-0.11	1.498	0.40	1474	21.8	45.5	55.8	1.435	7.50E-03	2.58E-02	1.31E-02	1.28E-02	Decoupled	DOWN
2017-06-28 14:55:13	12159	-0.10	1.480	0.40	1280	19.9	42.4	52.7	1.519	6.31E-03	2.76E-02	1.37E-02	1.39E-02	Decoupled	DOWN
2017-06-29 10:12:08	12160	-0.13	1.474	0.40	1199	18.3	41.2	49.3	1.458	7.14E-03	2.84E-02	1.33E-02	1.52E-02	Decoupled	DOWN
2017-06-29 15:02:12	12161	-0.14	1.480	0.40	1354	20.5	43.5	54.3	1.563	5.82E-03	2.68E-02	1.33E-02	1.35E-02	Decoupled	DOWN
2017-07-06 10:50:47	12162	-0.36	1.275	0.40	349	9.6	23.2	26.7	1.240	1.34E-02	5.40E-02	2.36E-02	3.03E-02	Decoupled	DOWN
2017-07-06 14:49:57	12163	-0.37	1.275	0.40	393	11.1	24.8	29.2	1.289	1.12E-02	4.99E-02	2.47E-02	2.52E-02	Decoupled	DOWN
2017-07-06 15:19:20	12164	-0.37	1.257	0.40	391	11.0	25.6	29.5	1.271	1.19E-02	5.12E-02	2.37E-02	2.75E-02	Decoupled	DOWN
2017-08-01 15:14:24	12180	-5.90	1.304	0.40	201	7.8	16.4	19.4	1.158	1.99E-02	6.82E-02	3.35E-02	3.48E-02	Decoupled	DOWN
2017-08-02 10:45:06	12181	-5.96	1.231	0.40	98	4.6	7.8	10.3	1.085	3.36E-02	6.66E-02	3.85E-02	2.82E-02	Decoupled	DOWN
2017-08-02 15:22:52	12182	-6.01	1.500	0.40	871	14.7	33.8	40.5	1.382	8.54E-03	3.18E-02	1.49E-02	1.70E-02	Decoupled	DOWN

DATE/TIME	RUN	ρ_{exp}	ρ_{shot}	RHU (sec)	P_{max} (MW)	E_{pk} (MJ)	$E_{pk+3\Gamma}$ (MJ)	E_{TOT} (MJ)	ρ_{sys}	τ_0(sec)	Γ (sec)	$(\Gamma/2)_{LE}$ (sec)	$(\Gamma/2)_{TE}$ (sec)	FREC	FREC Rods
2017-08-03 10:14:49	12183	-6.01	1.308	0.40	291	8.5	20.5	23.5	1.244	1.32E-02	5.64E-02	2.50E-02	3.15E-02	Decoupled	DOWN
2017-08-03 14:57:05	12184	-6.00	1.500	0.40	916	16.7	35.1	41.8	1.327	9.95E-03	3.13E-02	1.61E-02	1.52E-02	Decoupled	DOWN
2017-08-08 10:43:32	12185	-5.90	1.671	0.25	1717	20.5	44.2	49.3	1.594	5.51E-03	2.23E-02	1.06E-02	1.17E-02	Decoupled	DOWN
2017-08-08 13:58:32	12186	-5.87	1.693	0.25	1888	23.0	46.7	51.7	1.668	4.91E-03	2.13E-02	1.08E-02	1.05E-02	Decoupled	DOWN
2017-08-09 9:05:51	12187	-5.87	1.676	0.25	1756	21.8	44.6	51.5	1.545	6.01E-03	2.19E-02	1.09E-02	1.10E-02	Decoupled	DOWN
2017-08-09 12:29:15	12188	-5.89	1.691	0.25	1916	22.4	47.4	53.3	1.587	5.58E-03	2.12E-02	1.02E-02	1.10E-02	Decoupled	DOWN
2017-08-09 15:14:47	12189	-5.85	1.685	0.25	1785	21.4	44.9	53.1	1.569	5.75E-03	2.17E-02	1.06E-02	1.12E-02	Decoupled	DOWN
2017-08-10 10:13:41	12190	-5.87	1.672	0.25	1711	20.6	43.9	51.1	1.710	4.62E-03	2.21E-02	1.06E-02	1.15E-02	Decoupled	DOWN
2017-08-10 14:31:25	12191	-5.92	1.683	0.25	1780	21.9	44.9	51.1	1.555	5.90E-03	2.19E-02	1.10E-02	1.10E-02	Decoupled	DOWN
2017-08-15 11:14:21	12199	-0.07	1.479	0.40	1178	18.7	40.4	52.0	1.240	1.34E-02	2.85E-02	1.40E-02	1.44E-02	Decoupled	DOWN
2017-08-15 13:52:42	12200	-0.11	1.486	0.40	1288	19.8	42.6	57.9	1.297	1.09E-02	2.76E-02	1.36E-02	1.40E-02	Decoupled	DOWN
2017-08-16 10:08:00	12201	-0.09	1.477	0.40	1167	18.5	40.6	50.5	1.255	1.26E-02	2.90E-02	1.42E-02	1.48E-02	Decoupled	DOWN
2017-08-16 14:25:24	12202	-0.09	1.481	0.40	1194	18.5	41.1	50.7	1.504	6.49E-03	2.86E-02	1.36E-02	1.50E-02	Decoupled	DOWN
2017-08-17 9:54:03	12203	-0.03	1.480	0.40	1206	18.5	41.3	50.1	1.442	7.39E-03	2.86E-02	1.36E-02	1.51E-02	Decoupled	DOWN
2017-08-21 13:40:23	12204	0.00	1.672	0.40	2653	28.8	61.2	73.4	1.604	5.42E-03	1.98E-02	9.60E-03	1.02E-02	Decoupled	DOWN
2017-09-06 11:23:32	12210	-0.42	1.224	0.40	204	8.1	16.9	18.5	1.182	1.74E-02	7.05E-02	3.44E-02	3.61E-02	Decoupled	DOWN
2017-09-06 13:55:17	12211	-0.44	1.506	0.40	1345	18.7	43.0	53.5	1.163	1.92E-02	2.67E-02	1.22E-02	1.46E-02	Decoupled	DOWN
2017-09-07 9:50:37	12212	-0.38	1.251	0.40	325	10.2	21.9	28.6	1.126	2.43E-02	5.56E-02	2.81E-02	2.75E-02	Decoupled	DOWN
2017-09-07 10:52:58	12213	-0.39	1.361	0.40	704	14.2	32.2	40.0	1.155	2.02E-02	3.71E-02	1.77E-02	1.94E-02	Decoupled	DOWN
2017-09-07 12:44:13	12214	-0.37	1.502	0.40	1383	19.2	43.3	54.2	1.199	1.60E-02	2.62E-02	1.22E-02	1.40E-02	Decoupled	DOWN
2017-09-19 9:45:26	12229	-0.48	1.220	0.70	218	8.2	21.5	27.2	1.225	1.43E-02	7.16E-02	3.37E-02	3.78E-02	Decoupled	DOWN
2017-09-19 10:40:55	12230	-0.47	1.180	0.70	137	6.5	18.3	21.6	1.140	2.22E-02	9.03E-02	4.20E-02	4.83E-02	Decoupled	DOWN
2017-09-19 11:17:20	12231	-0.47	1.260	0.40	321	9.7	22.5	24.1	1.231	1.39E-02	5.81E-02	2.71E-02	3.10E-02	Decoupled	DOWN
2017-09-20 11:02:27	12232	-0.17	1.156	0.70	126	6.4	17.9	20.8	1.124	2.46E-02	9.45E-02	4.55E-02	4.90E-02	Decoupled	DOWN
2017-09-20 11:53:10	12233	-0.17	1.126	0.70	90	5.1	15.8	17.1	1.143	2.16E-02	1.18E-01	5.02E-02	6.75E-02	Decoupled	DOWN
2017-09-20 12:26:42	12234	-0.14	1.265	0.40	282	9.1	21.2	22.7	1.221	1.45E-02	6.16E-02	2.89E-02	3.27E-02	Decoupled	DOWN
2017-09-26 9:18:40	12239	0.27	1.560	0.40	1468	20.2	43.5	53.1	1.501	6.53E-03	2.50E-02	1.22E-02	1.29E-02	Decoupled	DOWN
2017-09-26 11:12:00	12240	0.30	1.590	0.40	1662	21.5	46.9	59.9	1.678	4.84E-03	2.39E-02	1.14E-02	1.25E-02	Decoupled	DOWN
2017-09-26 14:20:15	12241	0.28	1.770	0.40	3164	32.0	65.6	79.2	1.678	4.83E-03	1.79E-02	8.92E-03	8.96E-03	Decoupled	DOWN

DATE/TIME	RUN	ρ_{exp}	ρ_{shot}	RHU (sec)	P_{max} (MW)	E_{pk} (MJ)	$E_{pk+3\Gamma}$ (MJ)	E_{TOT} (MJ)	ρ_{sys}	τ_0(sec)	Γ (sec)	$(\Gamma/2)_{LE}$ (sec)	$(\Gamma/2)_{TE}$ (sec)	FREC	FREC Rods
2017-09-26 15:57:32	12242	0.28	2.400	0.40	12015	65.2	136.0	157.8	2.263	2.60E-03	9.92E-03	4.84E-03	5.08E-03	Decoupled	DOWN
2017-09-27 9:26:21	12243	0.28	1.778	0.40	3257	31.7	66.5	80.3	1.661	4.96E-03	1.77E-02	8.60E-03	9.08E-03	Decoupled	DOWN
2017-09-27 11:03:56	12244	0.25	1.603	0.40	1872	22.8	49.1	60.8	1.573	5.71E-03	2.24E-02	1.07E-02	1.17E-02	Decoupled	DOWN
2017-09-27 13:08:45	12245	0.27	1.602	0.40	1841	22.7	49.0	61.7	1.556	5.89E-03	2.26E-02	1.09E-02	1.18E-02	Decoupled	DOWN
2017-09-27 14:47:10	12246	0.24	2.051	0.40	6310	45.0	95.7	113.9	1.911	3.61E-03	1.32E-02	6.32E-03	6.84E-03	Decoupled	DOWN
2017-09-28 9:08:14	12247	0.23	1.780	0.40	3349	32.8	67.7	84.7	1.660	4.96E-03	1.75E-02	8.64E-03	8.84E-03	Decoupled	DOWN
2017-09-28 10:32:44	12248	0.26	1.779	0.40	3219	31.7	66.4	82.5	1.658	4.98E-03	1.78E-02	8.64E-03	9.12E-03	Decoupled	DOWN
2017-09-28 14:26:07	12249	0.21	2.420	0.40	12575	67.5	139.6	160.5	2.248	2.63E-03	9.76E-03	4.80E-03	4.96E-03	Decoupled	DOWN
2017-10-03 11:37:07	12250	0.60	3.050	0.25	28466	105.9	218.5	267.3	2.836	1.79E-03	6.76E-03	3.32E-03	3.44E-03	Decoupled	DOWN
2017-10-03 13:20:27	12251	0.59	3.067	0.25	28166	105.2	217.0	238.7	2.805	1.82E-03	6.80E-03	3.32E-03	3.48E-03	Decoupled	DOWN
2017-10-04 11:18:54	12252	0.53	3.076	0.25	28897	106.9	220.4	248.5	2.796	1.83E-03	6.72E-03	3.28E-03	3.44E-03	Decoupled	DOWN
2017-10-04 13:21:51	12253	0.52	3.073	0.25	28843	107.2	219.7	253.3	2.844	1.78E-03	6.72E-03	3.32E-03	3.40E-03	Decoupled	DOWN
2017-10-05 10:37:45	12254	-0.08	1.510	0.25	933	15.5	29.6	37.2	1.249	1.29E-02	2.75E-02	1.46E-02	1.28E-02	Decoupled	DOWN
2017-10-05 11:15:45	12255	-0.10	1.640	0.25	1943	23.1	48.9	57.6	1.333	9.76E-03	2.18E-02	1.05E-02	1.13E-02	Decoupled	DOWN
2017-10-05 13:28:26	12256	-0.11	2.350	0.25	11618	66.4	138.2	155.4	2.268	2.59E-03	1.04E-02	5.08E-03	5.32E-03	Decoupled	DOWN
2017-10-05 13:56:18	12257	-0.08	3.008	0.25	25779	103.0	214.0	266.1	2.696	1.94E-03	7.32E-03	3.56E-03	3.76E-03	Decoupled	DOWN
2017-10-12 9:50:56	12259	0.02	2.000	0.40	5995	45.5	96.6	115.5	2.013	3.24E-03	1.40E-02	6.80E-03	7.24E-03	Decoupled	DOWN
2017-10-12 10:29:35	12260	0.01	2.002	0.40	5710	44.5	94.3	119.2	1.906	3.62E-03	1.44E-02	6.96E-03	7.44E-03	Decoupled	DOWN
2017-10-27 11:24:25	12263	0.31	2.000	0.40	2301	26.5	56.6	68.3	1.566	5.79E-03	2.12E-02	1.02E-02	1.09E-02	Decoupled	DOWN
2017-10-27 11:54:13	12264	0.11	3.043	0.40	23549	99.3	205.9	249.2	2.643	2.00E-03	7.64E-03	3.76E-03	3.88E-03	Decoupled	DOWN
2017-11-01 13:15:20	12267	0.00	2.000	0.40	5325	43.3	91.3	109.3	1.860	3.82E-03	1.49E-02	7.24E-03	7.68E-03	Decoupled	DOWN
2017-11-01 13:49:33	12268	1.00	3.030	0.40	25728	106.5	217.3	270.1	2.707	1.93E-03	7.44E-03	3.72E-03	3.72E-03	Decoupled	DOWN
2017-11-02 11:25:19	12269	-0.05	1.500	0.40	1289	20.5	42.6	55.7	1.324	1.00E-02	2.75E-02	1.41E-02	1.34E-02	Decoupled	DOWN
2017-11-02 13:05:56	12270	-0.08	2.501	0.40	14346	74.1	155.6	180.2	2.381	2.38E-03	9.40E-03	4.56E-03	4.84E-03	Decoupled	DOWN
2017-11-02 13:30:06	12271	0.02	2.502	0.40	12645	69.7	144.6	168.3	2.368	2.40E-03	9.96E-03	4.92E-03	5.04E-03	Decoupled	DOWN
2017-11-02 14:12:36	12272	-0.01	3.071	0.40	25654	103.8	214.8	254.5	2.724	1.91E-03	7.32E-03	3.56E-03	3.76E-03	Decoupled	DOWN
2017-11-13 15:50:15	12274	0.00	3.067	0.40	20199	90.7	188.0	216.3	2.574	2.09E-03	8.12E-03	4.00E-03	4.12E-03	Decoupled	DOWN
2017-11-13 16:14:10	12275	0.00	3.078	0.40	19463	89.0	184.2	223.2	2.568	2.10E-03	8.20E-03	4.04E-03	4.16E-03	Decoupled	DOWN
2017-11-16 15:29:35	12283	0.00	3.023	0.40	24322	101.7	210.2	237.0	2.695	1.94E-03	7.60E-03	3.72E-03	3.88E-03	Decoupled	DOWN

DATE/TIME	RUN	ρ_{exp}	ρ_{shot}	RHU (sec)	P_{max} (MW)	E_{pk} (MJ)	$E_{pk+3\Gamma}$ (MJ)	E_{TOT} (MJ)	ρ_{sys}	τ_0(sec)	Γ (sec)	$(\Gamma/2)_{LE}$ (sec)	$(\Gamma/2)_{TE}$ (sec)	FREC	FREC Rods
2017-11-21 11:46:55	12286	1.00	2.501	0.40	11094	64.6	134.3	156.7	2.230	2.67E-03	1.06E-02	5.20E-03	5.36E-03	Decoupled	DOWN
2017-12-01 14:11:17	12303	0.00	2.505	0.40	15453	78.5	162.9	189.6	2.524	2.16E-03	9.16E-03	4.52E-03	4.64E-03	Decoupled	DOWN
2017-12-05 10:27:53	12304	-0.02	1.301	0.40	433	11.0	26.1	29.1	1.239	1.35E-02	4.80E-02	2.22E-02	2.58E-02	Decoupled	DOWN
2017-12-05 13:23:53	12305	-0.02	1.303	0.40	501	12.5	28.3	31.3	1.241	1.34E-02	4.42E-02	2.18E-02	2.25E-02	Decoupled	DOWN
2017-12-05 13:56:47	12306	-0.02	1.451	0.40	974	17.4	38.7	47.1	1.357	9.11E-03	3.30E-02	1.58E-02	1.72E-02	Decoupled	DOWN
2017-12-06 10:58:57	12308	-1.04	1.300	0.40	543	12.4	28.8	32.7	1.263	1.23E-02	4.16E-02	1.98E-02	2.18E-02	Decoupled	DOWN
2017-12-07 14:35:08	12309	-1.03	1.301	0.40	550	12.8	28.6	32.0	1.252	1.28E-02	4.12E-02	2.02E-02	2.10E-02	Decoupled	DOWN
2017-12-12 15:27:37	12310	-0.94	1.300	0.40	501	11.6	26.8	30.2	1.267	1.21E-02	4.24E-02	2.02E-02	2.22E-02	Decoupled	DOWN
2017-12-13 9:27:44	12311	-0.98	1.300	0.40	532	11.9	28.3	31.9	1.273	1.18E-02	4.18E-02	1.91E-02	2.26E-02	Decoupled	DOWN
2017-12-14 9:47:02	12312	-0.98	1.300	0.40	508	12.6	28.2	36.1	1.209	1.53E-02	4.36E-02	2.14E-02	2.22E-02	Decoupled	DOWN
2017-12-18 14:20:51	12313	-1.00	1.280	0.40	406	10.2	24.9	29.2	1.161	1.95E-02	4.87E-02	2.23E-02	2.64E-02	Decoupled	DOWN
2017-12-19 10:50:04	12314	-1.02	1.280	0.40	442	11.2	25.8	29.8	1.240	1.34E-02	4.65E-02	2.25E-02	2.40E-02	Decoupled	DOWN
2017-12-20 13:25:51	12315	-1.05	1.280	0.40	447	11.5	26.2	30.6	1.213	1.50E-02	4.62E-02	2.27E-02	2.35E-02	Decoupled	DOWN
2018-01-11 14:43:04	12316	0.02	3.005	0.40	28299	107.9	225.8	265.5	2.292	2.54E-03	7.08E-03	3.48E-03	3.60E-03	Decoupled	DOWN
2018-01-12 10:33:18	12317	-0.03	2.000	0.40	6488	49.3	100.6	116.6	1.784	4.18E-03	1.35E-02	6.76E-03	6.76E-03	Decoupled	DOWN
2018-01-15 11:20:30	12318	-0.01	1.500	0.40	1379	20.0	44.6	56.2	1.438	7.45E-03	2.70E-02	1.27E-02	1.43E-02	Decoupled	DOWN
2018-01-15 16:08:10	12319	-0.03	2.500	0.40	15005	76.4	159.5	182.4	2.458	2.25E-03	9.24E-03	4.52E-03	4.72E-03	Decoupled	DOWN
2018-01-23 13:06:12	12321	0.00	2.500	0.40	14696	76.6	158.4	186.3	2.346	2.44E-03	9.40E-03	4.64E-03	4.76E-03	Decoupled	DOWN
2018-02-05 10:13:59	12333	0.00	1.749	0.25	2461	27.3	58.5	65.5	1.604	5.43E-03	2.06E-02	9.76E-03	1.08E-02	Decoupled	DOWN
2018-02-05 16:44:49	12336	0.01	3.045	0.40	25325	106.6	219.2	253.5	2.702	1.93E-03	7.60E-03	3.76E-03	3.84E-03	Decoupled	DOWN
2018-02-06 12:42:02	12337	0.02	3.048	0.40	25456	105.3	219.5	252.9	2.700	1.93E-03	7.56E-03	3.68E-03	3.88E-03	Coupled	DOWN
2018-02-07 13:34:31	12339	0.03	3.033	0.40	25295	104.6	217.5	252.6	2.634	2.01E-03	7.56E-03	3.68E-03	3.88E-03	Decoupled	DOWN
2018-02-08 11:56:24	12341	0.05	3.050	0.40	25262	104.7	217.6	254.7	2.479	2.22E-03	7.60E-03	3.72E-03	3.88E-03	Decoupled	DOWN
2018-02-09 9:25:13	12342	0.05	3.053	0.40	25296	104.5	217.4	252.0	2.442	2.28E-03	7.56E-03	3.68E-03	3.88E-03	Coupled	DOWN
2018-02-13 10:36:40	12344	-0.21	1.361	0.40	634	12.9	30.1	35.3	1.308	1.05E-02	3.82E-02	1.77E-02	2.05E-02	Decoupled	DOWN
2018-02-13 11:39:07	12345	-0.25	1.193	0.40	190	7.5	15.1	16.6	1.163	1.93E-02	7.04E-02	3.54E-02	3.49E-02	Decoupled	DOWN
2018-02-13 14:47:52	12346	-0.24	1.361	0.40	692	14.5	31.9	37.0	1.297	1.09E-02	3.71E-02	1.83E-02	1.88E-02	Decoupled	DOWN
2018-02-13 15:39:35	12347	-0.24	1.190	0.40	177	7.4	13.4	16.3	1.131	2.35E-02	6.67E-02	3.73E-02	2.94E-02	Decoupled	DOWN
2018-02-14 14:30:07	12348	-0.33	1.221	0.40	224	8.0	17.1	18.9	1.180	1.76E-02	6.55E-02	3.12E-02	3.43E-02	Decoupled	DOWN

DATE/TIME	RUN	ρ_{exp}	ρ_{shot}	RHU (sec)	P_{max} (MW)	E_{pk} (MJ)	$E_{pk+3\Gamma}$ (MJ)	E_{TOT} (MJ)	ρ_{sys}	τ_0(sec)	Γ (sec)	$(\Gamma/2)_{LE}$ (sec)	$(\Gamma/2)_{TE}$ (sec)	FREC	FREC Rods
2018-02-14 15:20:40	12349	-0.36	1.380	0.40	826	16.9	35.4	41.7	1.356	9.14E-03	3.47E-02	1.80E-02	1.67E-02	Decoupled	DOWN
2018-02-15 11:45:42	12350	-0.36	1.477	0.40	1399	21.7	44.7	53.8	1.478	6.84E-03	2.67E-02	1.37E-02	1.30E-02	Decoupled	DOWN
2018-02-16 12:33:56	12351	-1.05	1.240	0.40	308	9.7	22.1	24.0	1.256	1.26E-02	5.85E-02	2.83E-02	3.02E-02	Decoupled	DOWN
2018-02-16 14:22:58	12352	-0.98	1.250	0.40	299	9.6	22.0	24.6	1.228	1.41E-02	5.95E-02	2.88E-02	3.07E-02	Decoupled	DOWN
2018-02-16 15:09:06	12353	-1.00	1.260	0.40	368	10.1	23.7	26.6	1.242	1.33E-02	5.19E-02	2.46E-02	2.74E-02	Decoupled	DOWN
2018-02-19 9:58:37	12354	-1.02	1.250	0.40	326	10.8	22.5	25.6	1.227	1.41E-02	5.61E-02	2.96E-02	2.65E-02	Decoupled	DOWN
2018-02-19 10:58:17	12355	-1.04	1.250	0.40	367	10.2	24.1	26.6	1.238	1.35E-02	5.28E-02	2.45E-02	2.83E-02	Decoupled	DOWN
2018-02-20 11:27:44	12356	-0.97	1.240	0.40	279	8.0	20.9	23.3	1.212	1.51E-02	6.15E-02	2.38E-02	3.76E-02	Decoupled	DOWN
2018-02-20 12:17:42	12357	-0.98	1.400	0.40	862	16.4	35.9	42.3	1.361	9.03E-03	3.45E-02	1.71E-02	1.74E-02	Decoupled	DOWN
2018-02-20 13:03:37	12358	-1.00	1.250	0.40	346	11.3	23.7	26.3	1.248	1.30E-02	5.47E-02	2.83E-02	2.64E-02	Decoupled	DOWN
2018-02-21 15:33:57	12363	0.49	3.069	0.25	28979	92.5	208.2	248.5	2.856	1.77E-03	6.08E-03	2.60E-03	3.48E-03	Decoupled	DOWN
2018-02-22 11:25:38	12364	0.45	3.078	0.25	29754	104.0	220.1	242.3	2.802	1.82E-03	6.64E-03	3.24E-03	3.40E-03	Decoupled	DOWN
2018-02-26 11:18:36	12367	-0.98	1.249	0.40	244	7.9	19.5	23.9	1.216	1.48E-02	6.68E-02	2.85E-02	3.83E-02	Decoupled	DOWN
2018-02-26 12:24:54	12368	-1.02	1.267	0.40	353	9.5	23.6	25.4	1.251	1.28E-02	5.37E-02	2.31E-02	3.06E-02	Decoupled	DOWN
2018-02-27 11:09:02	12369	-4.26	1.380	0.40	413	10.9	24.9	28.5	1.255	1.26E-02	4.79E-02	2.38E-02	2.41E-02	Decoupled	DOWN
2018-02-27 12:00:11	12370	-4.25	1.260	0.40	92	4.7	6.8	7.2	1.121	2.51E-02	6.30E-02	4.32E-02	1.98E-02	Decoupled	DOWN
2018-02-27 12:43:17	12371	-4.26	1.291	0.40	184	6.7	14.7	16.0	1.156	2.01E-02	6.90E-02	3.14E-02	3.76E-02	Decoupled	DOWN
2018-02-27 13:59:49	12372	-4.28	1.380	0.40	434	10.7	25.7	28.4	1.254	1.27E-02	4.66E-02	2.16E-02	2.50E-02	Decoupled	DOWN
2018-02-27 14:33:34	12373	-4.26	1.390	0.40	441	11.1	26.0	28.5	1.238	1.35E-02	4.62E-02	2.14E-02	2.48E-02	Decoupled	DOWN
2018-02-27 16:40:29	12375	-4.29	1.791	0.40	2947	30.6	64.3	79.5	1.685	4.79E-03	1.88E-02	9.16E-03	9.60E-03	Decoupled	DOWN
2018-02-28 10:52:01	12376	-4.08	1.570	0.40	1200	17.8	40.6	48.6	1.456	7.17E-03	2.82E-02	1.30E-02	1.52E-02	Decoupled	DOWN
2018-02-28 11:31:00	12377	-4.27	1.585	0.40	1365	20.1	43.3	51.7	1.488	6.70E-03	2.64E-02	1.29E-02	1.35E-02	Decoupled	DOWN
2018-02-28 12:15:47	12378	-4.24	1.590	0.40	1173	19.0	40.3	49.1	1.411	7.94E-03	2.85E-02	1.43E-02	1.42E-02	Decoupled	DOWN
2018-02-28 15:38:22	12379	-4.27	1.698	0.40	2177	25.2	54.4	66.2	1.571	5.73E-03	2.13E-02	1.02E-02	1.12E-02	Decoupled	DOWN
2018-02-28 16:36:33	12380	-4.25	1.707	0.40	2195	25.4	54.4	65.7	1.624	5.25E-03	2.12E-02	1.03E-02	1.09E-02	Decoupled	DOWN
2018-03-01 12:34:17	12381	-0.12	1.281	0.40	374	10.9	24.6	29.6	1.306	1.06E-02	5.23E-02	2.52E-02	2.71E-02	Decoupled	DOWN
2018-03-01 17:21:31	12383	-0.12	1.275	0.40	354	9.6	23.7	27.0	1.183	1.73E-02	5.50E-02	2.41E-02	3.09E-02	Decoupled	DOWN
2018-03-02 10:06:47	12383	-0.09	1.271	0.40	337	10.1	23.7	26.0	1.224	1.43E-02	5.55E-02	2.58E-02	2.97E-02	Decoupled	DOWN
2018-03-02 15:03:28	12384	-0.12	1.275	0.40	346	9.6	22.9	25.2	1.236	1.36E-02	5.42E-02	2.49E-02	2.93E-02	Decoupled	DOWN

DATE/TIME	RUN	ρ_{exp}	ρ_{shot}	RHU (sec)	P_{max} (MW)	E_{pk} (MJ)	$E_{pk+3\Gamma}$ (MJ)	E_{TOT} (MJ)	ρ_{sys}	τ_0(sec)	Γ (sec)	$(\Gamma/2)_{LE}$ (sec)	$(\Gamma/2)_{TE}$ (sec)	FREC	FREC Rods
2018-03-05 11:29:52	12385	-1.01	1.250	0.40	311	10.0	22.5	26.0	1.206	1.55E-02	5.85E-02	2.88E-02	2.97E-02	Decoupled	DOWN
2018-03-05 12:25:06	12386	-0.99	1.410	0.40	869	16.5	36.5	46.0	1.333	9.75E-03	3.44E-02	1.67E-02	1.77E-02	Decoupled	DOWN
2018-03-05 14:19:05	12387	-1.03	1.251	0.40	344	10.0	23.6	29.1	1.148	2.11E-02	5.48E-02	2.58E-02	2.90E-02	Decoupled	DOWN
2018-03-07 11:14:24	12388	-0.18	1.249	0.40	304	8.9	21.4	24.5	1.195	1.63E-02	5.78E-02	2.57E-02	3.21E-02	Decoupled	DOWN
2018-03-07 14:06:27	12389	-0.18	1.258	0.40	309	9.2	22.1	24.2	1.216	1.48E-02	5.85E-02	2.62E-02	3.22E-02	Decoupled	DOWN
2018-03-08 10:48:14	12390	-6.24	1.685	0.40	2023	23.9	51.0	60.9	1.603	5.43E-03	2.14E-02	1.04E-02	1.10E-02	Decoupled	DOWN
2018-03-08 11:32:18	12391	-6.26	1.584	0.40	1323	19.8	42.0	51.4	1.468	6.98E-03	2.64E-02	1.32E-02	1.32E-02	Decoupled	DOWN
2018-03-08 14:12:15	12392	-6.28	1.516	0.40	983	16.0	36.6	46.2	1.404	8.08E-03	3.07E-02	1.44E-02	1.64E-02	Decoupled	DOWN
2018-03-08 14:48:40	12393	-6.29	1.469	0.40	789	16.3	34.1	43.7	1.346	9.39E-03	3.52E-02	1.84E-02	1.68E-02	Decoupled	DOWN
2018-03-08 15:27:43	12394	-6.30	1.470	0.40	776	14.4	33.3	42.0	1.332	9.79E-03	3.50E-02	1.64E-02	1.86E-02	Decoupled	DOWN
2018-03-12 11:40:22	12395	-0.20	1.261	0.40	324	9.6	21.8	24.3	1.210	1.53E-02	5.49E-02	2.62E-02	2.87E-02	Decoupled	DOWN
2018-03-12 14:09:49	12396	-0.19	1.412	0.40	893	16.2	36.7	45.6	1.376	8.67E-03	3.39E-02	1.60E-02	1.79E-02	Decoupled	DOWN
2018-03-14 11:43:07	12397	-0.96	1.258	0.40	338	10.7	23.1	25.2	1.204	1.57E-02	5.45E-02	2.67E-02	2.78E-02	Decoupled	DOWN
2018-03-14 12:39:39	12398	-0.96	1.430	0.40	968	17.2	37.4	44.1	1.371	8.78E-03	3.20E-02	1.57E-02	1.63E-02	Decoupled	DOWN
2018-03-15 13:14:07	12399	-0.17	1.260	0.40	345	9.7	23.6	25.8	1.196	1.62E-02	5.52E-02	2.46E-02	3.07E-02	Decoupled	DOWN
2018-03-15 15:04:16	12400	-0.18	1.442	0.40	1019	17.1	39.3	47.2	1.399	8.18E-03	3.23E-02	1.49E-02	1.74E-02	Decoupled	DOWN

APPENDIX C: CONSTANTS AND EQUATIONS FOR EMPIRICAL CORRELATIONS[§]

Peak Power

$$P_{max}(\rho_\$) = \frac{\beta(\rho_\$ - 1)^2}{2\gamma_\$\Lambda}$$

Reactivity Reference	System	Value	Fit Result	σ_{fit}
2018 ACRR Console Worth	PPS1	$\gamma_\$$[\$/MJ]	0.0198565	4.93E-05
	PPS2	$\gamma_\$$[\$/MJ]	0.0205084	6.47E-05
	PDS	$\gamma_\$$[\$/MJ]	0.0234542	6.93E-05
Depriest Suggested Worth	PPS1	$\gamma_\$$[\$/MJ]	0.0165224	5.74E-05
	PPS2	$\gamma_\$$[\$/MJ]	0.0170425	6.42E-05
	PDS	$\gamma_\$$[\$/MJ]	0.0194824	6.83E-05
Peak System Reactivity	PPS1	$\gamma_\$$[\$/MJ]	0.0147448	4.94E-05
	PPS2	$\gamma_\$$[\$/MJ]	0.0152426	6.12E-05
	PDS	$\gamma_\$$[\$/MJ]	0.0174049	6.23E-05
Average	--	$\gamma_\$$[\$/MJ]	0.0182510	2.03E-05

Energy Deposition at Time of Peak

$$E_{top} = \frac{\rho_\$ - 1}{\gamma_\$}$$

Reactivity Reference	System	Value	Fit Result	σ_{fit}
2018 ACRR Console Worth	PDS	$\gamma_\$$[\$/MJ]	0.0199857	7.87E-05
Depriest Suggested Worth		$\gamma_\$$[\$/MJ]	0.0177942	5.27E-05
Peak System Reactivity		$\gamma_\$$[\$/MJ]	0.0172663	7.06E-05
Average	--	$\gamma_\$$[\$/MJ]	0.0183487	3.94E-05

[§] For ACRR, $\beta = 0.0073$ and $\Lambda \approx 24 \times 10^{-6}$ seconds

Energy Deposition at Three FWHMs After the Time of Peak

$$E_{top+3\Gamma} = 2M_{\beta}E_{top} = \frac{2M_{\beta}(\rho_{\$} - 1)}{\gamma_{\$}}$$

Reactivity Reference	System	Value	Fit Result	σ_{fit}
2018 ACRR Console Worth	PDS	$\gamma_{\$}/M_{\beta}$[$/MJ]	0.0191913	7.32E-05
Depriest Suggested Worth		$\gamma_{\$}/M_{\beta}$[$/MJ]	0.0170910	4.88E-05
Peak System Reactivity		$\gamma_{\$}/M_{\beta}$ [$/MJ]	0.0165818	6.61E-05
Average	--	$\gamma_{\$}/M_{\beta}$[$/MJ]	0.0176214	3.67E-05

Total Energy Deposition

$$E_{tot} = 2M_{RHU}E_{top} = \frac{2M_{RHU}(\rho_{\$} - 1)}{\gamma_{\$}}$$

Reactivity Reference	System	Value	Fit Result	σ_{fit}
2018 ACRR Console Worth	PPS1	$\gamma_{\$}/M_{RHU}$[$/MJ]	0.0122361	1.62E-04
	PPS2	$\gamma_{\$}/M_{RHU}$[$/MJ]	0.0120397	1.55E-04
	PDS	$\gamma_{\$}/M_{RHU}$ [$/MJ]	0.0166805	8.34E-05
Depriest Suggested Worth	PPS1	$\gamma_{\$}/M_{RHU}$ [$/MJ]	0.0110688	1.56E-04
	PPS2	$\gamma_{\$}/M_{RHU}$ [$/MJ]	0.0108998	1.47E-04
	PDS	$\gamma_{\$}/M_{RHU}$ [$/MJ]	0.0145554	4.91E-05
Peak System Reactivity	PPS1	$\gamma_{\$}/M_{RHU}$ [$/MJ]	0.0105873	1.42E-04
	PPS2	$\gamma_{\$}/M_{RHU}$ [$/MJ]	0.0104448	1.38E-04
Average	--	$\gamma_{\$}/M_{RHU}$[$/MJ]	0.0123141	4.75E-05

Maximum Fuel Temperature

$$T_{max} = T_0 + \Delta T_{max} = T_0 + \frac{2(\rho_\$ - 1)}{\alpha_\$}$$

Reactivity Reference	System	Value	Fit Result	σ_{fit}
2018 ACRR Console Worth	PPS1	α_{T2}[\$/°C]	0.00515394	1.60E-05
		α_{T3}[\$/°C]	0.00516689	1.64E-05
	PPS2	α_{T1}[\$/°C]	0.00547036	1.95E-05
		α_{T2}[\$/°C]	0.00522607	1.85E-05
		α_{T3}[\$/°C]	0.00535456	1.86E-05
Depriest Suggested Worth	PPS1	α_{T2}[\$/°C]	0.00465130	8.69E-06
		α_{T3}[\$/°C]	0.00465975	8.81E-06
	PPS2	α_{T1}[\$/°C]	0.00496302	1.19E-05
		α_{T2}[\$/°C]	0.00473274	9.95E-06
		α_{T3}[\$/°C]	0.00483338	9.63E-06
Peak System Reactivity	PPS1	α_{T2}[\$/°C]	0.00450623	1.38E-05
		α_{T3}[\$/°C]	0.00451461	1.40E-05
	PPS2	α_{T1}[\$/°C]	0.00481191	1.73E-05
		α_{T2}[\$/°C]	0.00458979	1.59E-05
		α_{T3}[\$/°C]	0.00468829	1.61E-05
Average	--	α_{avg}[\$/°C]	0.00488819	3.81E-06

Full Width at Half Maximum

$$\Gamma = \frac{4\Lambda}{\beta(\rho_\$ - 1)} \cosh^{-1}\sqrt{2} \approx 3.5255 \frac{\Lambda}{\beta(\rho_\$ - 1)}$$

Reactivity Reference	System	Value	Fit Result	σ_{fit}
2018 ACRR Console Worth	PDS	Λ [μsec]	30.9284	1.08E-02
Depriest Suggested Worth		Λ [μsec]	23.4866	9.90E-08
Peak System Reactivity		Λ [μsec]	25.1580	8.68E-08

APPENDIX D: NORDHEIM-FUCHS DERIVATION**

Let ρ_0 a step insertion of reactivity above prompt-critical in a point reactor operating at a near-zero power level. Assuming that α is the negative of the temperature coefficient of reactivity, $-\frac{d\rho}{dT}$, then the time-dependent reactivity assuming only fuel temperature feedback can be determined from a temperature change ΔT:

$$\rho(t) = \rho_0 - \alpha\Delta T(t). \qquad \text{[Eq. C-1]}$$

Assuming that the transient proceeds adiabatically, the temperature change can be related to the increase in thermal energy in the system, resulting in

$$\rho(t) = \rho_o - \frac{\alpha}{C_p}E(t) = \rho_0 - \gamma E(t). \qquad \text{[Eq. C-2]}$$

Where,

C = heat capacity of the fuel

$\gamma = \frac{\alpha}{C_p} = -\frac{d\rho}{dE}$ = negative of the energy coefficient of reactivity

Differentiating the time-dependent reactivity equation above results in a relation for the reactor power as a function of time:

$$\frac{d\rho(t)}{dt} = -\gamma P(t). \qquad \text{[Eq. C-3]}$$

Using the point reactor kinetics model, neglecting delayed neutrons, an alternate relation for power is obtained noting that the P is proportional to the neutron density:

$$\frac{dP(t)}{dt} = k\frac{\rho-\beta}{l}P(t) = \frac{\rho-\beta}{\Lambda}P(t), \qquad \text{[Eq. C-4]}$$

where Λ is the neutron generation time. To eliminate the time variable, both power relations may be divided to obtain

$$\frac{dP}{d\rho} = -\frac{\rho-\beta}{\gamma\Lambda} \qquad \text{[Eq. C-5]}$$

Which may be integrated with respect to ρ to obtain

$$P = -\frac{(\rho^2-2\beta\rho+\beta^2)+\beta^2}{2\gamma\Lambda} + A \approx A - \frac{(\rho-\beta)^2}{2\gamma\Lambda}, \qquad \text{[Eq. C-6]}$$

assuming that $\beta^2 \ll \rho$ and A is a constant of integration. Since $P(t=0)$ has been assumed to be approximately zero, and $\rho(t=0) = \rho_0$, A may be evaluated and a relation is obtained for the reactor power as a function of reactivity at time t:

** Partially obtained from Glasstone & Sesonske, 1981

$$P = \frac{1}{2\gamma\Lambda}[(\rho_0 - \beta)^2 - (\rho - \beta)^2]. \qquad \text{[Eq. C-7]}$$

From this equation, the maximum power expected from a reactivity excursion may be evaluated by setting $\rho = \beta$,

$$P_{max} = \frac{(\rho_0 - \beta)^2}{2\gamma\Lambda}, \qquad \text{[Eq. C-8]}$$

the total energy released approximated by setting $\rho = 2\beta - \rho_0$ in Equation C-2,

$$E_{tot} = \frac{2(\rho_0 - \beta)}{\gamma}, \qquad \text{[Eq. C-9]}$$

and the temperature rise during the pulse may be computed by using the heat capacity of the fuel,

$$\Delta T = \frac{E_{tot}}{C_p} = \frac{2(\rho_0 - \beta)}{\alpha}. \qquad \text{[Eq. C-10]}$$

Furthermore, it is possible to derive a new equation relating power and reactivity by rearranging Equation C-8 and substituting into Equation C-7,

$$P = P_{max}\left[1 - \frac{(\rho - \beta)^2}{(\rho_0 - \beta)^2}\right]. \qquad \text{[Eq. C-11]}$$

Substituting this equation into Equation C-3, separating variables, and integrating,

$$\int_\beta^\rho \frac{d\rho\prime}{1 - \frac{(\rho\prime - \beta)^2}{(\rho_0 - \beta)^2}} = -\int_0^t \gamma P_{max} dt$$

$$\ldots$$

$$(\rho_0 - \beta)\tanh^{-1}\left(\frac{\rho - \beta}{\rho_0 - \beta}\right) = -\gamma P_{max} t$$

$$\ldots$$

$$1 - \frac{(\rho - \beta)^2}{(\rho_0 - \beta)^2} = 1 - \tanh^2\left(-\frac{\gamma P_{max} t}{\rho_0 - \beta}\right) = 1 - \tanh^2(-\frac{\rho_0 - \beta}{2\Lambda} t) \qquad \text{[Eq. C-12]}$$

where $t = 0$ is defined as the time of P_{max}. Recognizing the relation, $1 - \tanh^2(x) = \text{sech}^2(x)$, and substituting the right-hand-side of Equation C-12 into Equation C-11 to obtain

$$P(t) = P_{max}\,\text{sech}^2(-\frac{\rho_0 - \beta}{2\Lambda} t). \qquad \text{[Eq. C-13]}$$

Identifying the relationship between the initial reactivity, ρ_0, and the associated reactor period, τ_0, from the point kinetics equations without delayed neutrons, Equation C-13 becomes

$$P(t) = P_{max}\,\text{sech}^2\left(-\frac{t}{2\tau_0}\right) = P_{max}\,\text{sech}^2(\frac{t}{2\tau_0}). \qquad \text{[Eq. C-14]}$$

From this point, the full width at half maximum of the pulse may be analytically determined by setting $P = \frac{P_{max}}{2}$ and $t = \frac{\Gamma}{2}$, where Γ is the full width at half maximum:

$$\frac{P_{max}}{2} = P_{max}\,\mathrm{sech}^2\left(\frac{\Gamma}{4\tau_0}\right)$$

$$\Gamma = 4\tau_0 \cosh^{-1}\sqrt{2} = 3.5255\tau_0 = 3.5255\frac{\Lambda}{\rho_0 - \beta}. \qquad \text{[Eq. C-15]}$$

[Page intentionally left blank.]

DISTRIBUTION

1	MS1141	Michael K. Black	01385	(electronic copy)
1	MS1141	R. Danny Beets	01385	(electronic copy)
1	MS1141	Aaron M. Miller	01385	(electronic copy)
1	MS1141	Ken Mulder	01385	(electronic copy)
1	MS1141	K. Chantel Nowlen	01385	(electronic copy)
1	MS1141	Jason P. Petti	01383	(electronic copy)
1	MS1141	Richard L. Coats	01383	(electronic copy)
1	MS1141	Shawn J. Henderson	01383	(electronic copy)
1	MS1141	Bennett J. Lee	01383	(electronic copy)
1	MS1141	Jeffrey W. Marr	01383	(electronic copy)
1	MS1141	Darren G. Talley	01383	(electronic copy)
1	MS1142	Shannon E. Kawane	01381	(electronic copy)
1	MS1142	Chase H. Hathaway	01381	(electronic copy)
1	MS1142	Krista I. Kaiser	01381	(electronic copy)
1	MS1142	Lance L. Lippert	01381	(electronic copy)
1	MS1142	Lonnie E. Martin	01381	(electronic copy)
1	MS1146	Thomas A. Ball	01384	(electronic copy)
1	MS1146	Edward J. Parma, Jr.	01384	(electronic copy)
1	MS1146	Elliott A. Pelfrey	01384	(electronic copy)
1	MS1146	Thomas J. Quirk	01384	(electronic copy)
1	MS0899	Technical Library	9536	(electronic copy)

Sandia National Laboratories