

ornl

RECEIVED
NOV 04 1998
OSTI

**OAK RIDGE
NATIONAL
LABORATORY**

LOCKHEED MARTIN



**Partitioning Rectangular
and Structurally
Nonsymmetric Sparse
Matrices for
Parallel Processing**

**Bruce Hendrickson
Tamara G. Kolda**

MANAGED AND OPERATED BY
LOCKHEED MARTIN ENERGY RESEARCH CORPORATION
FOR THE UNITED STATES
DEPARTMENT OF ENERGY

This report has been reproduced directly from the best available copy.

Available to DOE and DOE contractors from the Office of Scientific and Technical Information, P.O. Box 62, Oak Ridge, TN 37831; prices available from (615) 576-8401.

Available to the public from the National Technical Information Service, U.S. Department of Commerce, 5285 Port Royal Rd., Springfield, VA 22161.

This report was prepared as an account of work sponsored by an agency of the United States Government. Neither the United States nor any agency thereof, nor any of their employees, makes any warranty, express or implied, or assumes any legal liability or responsibility for the accuracy, completeness, or usefulness of any information, apparatus, product, or process disclosed, or represents that its use would not infringe privately owned rights. Reference herein to any specific commercial product, process, or service by trade name, trademark, manufacturer, or otherwise, does not necessarily constitute or imply its endorsement, recommendation, or favoring by the United States Government or any agency thereof. The views and opinions of authors expressed herein do not necessarily state or reflect those of the United States Government or any agency thereof.

DISCLAIMER

Portions of this document may be illegible in electronic image products. Images are produced from the best available original document.

Computer Science and Mathematics Division

**PARTITIONING RECTANGULAR AND STRUCTURALLY
NONSYMMETRIC SPARSE MATRICES FOR PARALLEL PROCESSING**

Bruce Hendrickson¹ and Tamara G. Kolda²

¹ Parallel Computing Sciences Department
Sandia National Laboratories
Albuquerque, NM 87185-1110
Email: bah@cs.sandia.gov

² Computer Science and Mathematics Division
Oak Ridge National Laboratory
Oak Ridge, TN 37831-6367
Email: kolda@msr.epm.ornl.gov

Date Published: September 1998

Research supported by the Applied Mathematical Sciences Research Program, Office of Energy Research, U.S. Department of Energy, under contracts DE-AC05-96OR22464 and DE-AC04-94AL85000 with Lockheed Martin Energy Research Corp.

Prepared by
Oak Ridge National Laboratory
Oak Ridge, Tennessee 37831-6285
managed by
Lockheed Martin Energy Research Corp.
for the
U.S. DEPARTMENT OF ENERGY
under contract DE-AC05-96OR22464

Contents

| | | |
|-------|--|----|
| 1 | Introduction | 1 |
| 2 | Applications | 2 |
| 3 | Parallel Matrix-Vector Multiplication | 4 |
| 3.1 | Matrix-Vector Multiply (Row-Based) | 5 |
| 3.2 | Matrix-Transpose-Vector Multiply (Row-Based) | 5 |
| 3.3 | Analysis | 6 |
| 4 | A Bipartite Graph Model | 7 |
| 5 | Algorithms for Bipartite Graph Partitioning | 10 |
| 5.1 | Alternating Partitioning | 10 |
| 5.2 | Kernighan-Lin / Fiduccia-Mattheyses | 11 |
| 5.3 | Spectral | 12 |
| 5.4 | Multilevel | 13 |
| 5.4.1 | Phase 1: Graph Coarsening | 13 |
| 5.4.2 | Phase 2: Partitioning the Coarse Graph | 14 |
| 5.4.3 | Phase 3: Uncoarsening and Refinement | 15 |
| 6 | Experimental Results | 15 |
| 6.1 | Least Squares | 16 |
| 6.2 | Linear Programming | 18 |
| 6.3 | Truncated SVD | 20 |
| 6.4 | Preconditioned Linear Systems | 21 |
| 7 | Conclusions | 23 |
| 8 | References | 24 |

PARTITIONING RECTANGULAR AND STRUCTURALLY NONSYMMETRIC SPARSE MATRICES FOR PARALLEL PROCESSING

Bruce Hendrickson and Tamara G. Kolda

Abstract

A common operation in scientific computing is the multiplication of a sparse, rectangular or structurally nonsymmetric matrix and a vector. In many applications the matrix-transpose-vector product is also required. This paper addresses the efficient parallelization of these operations. We show that the problem can be expressed in terms of partitioning bipartite graphs. We then introduce several algorithms for this partitioning problem and compare their performance on a set of test matrices.

1. Introduction

Matrix-vector and matrix-transpose-vector products that repeatedly involve the same large, sparse, structurally nonsymmetric or rectangular matrix arise in many iterative algorithms. Examples include algorithms for solving linear systems, least squares problems, and linear programs. To efficiently implement these types of methods in parallel, the nonzeros of the sparse matrix must be distributed among processors in such a way that the computational work per processor is balanced and the interprocessor communication is low. This can usually be achieved by an appropriate partitioning of the matrix. Specifically, given a structurally nonsymmetric or rectangular matrix A , the key is to find permutations P and Q so that the nonzero values of PAQ are clustered in the diagonal blocks as illustrated in Figure 1. As

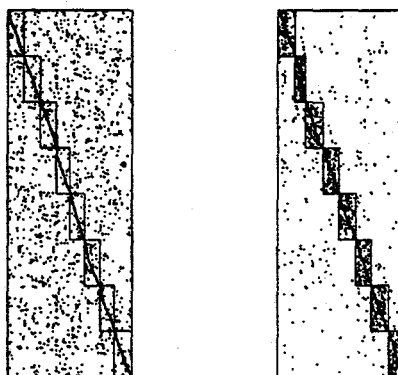


Figure 1: Matrix before and after partitioning.

we show in §3, this nearly block diagonal structure helps reduce the communication cost in matrix-vector products. Furthermore, by requiring that the block rows (or block columns) have approximately the same number of nonzeros, the floating point operations are well balanced among processors.¹

¹Note that our approach is specifically targeted for sparse matrices. For dense matrices or sparse matrices with nonzero patterns that are difficult to exploit, two-dimensional decompositions are typically used; see

Despite the utility of rectangular or structurally nonsymmetric matrix partitioning, little work has been done in this area. If the matrix is square and structurally symmetric, the problem can be expressed in terms of graph partitioning, and a number of good algorithms and software tools have been developed for this use [20, 25, 42]. These methods can be used for partitioning a square, structurally nonsymmetric matrix A by considering the sparsity pattern of the $A + A^T$ matrix. But this trick is appropriate only if the matrix is nearly structurally symmetric. The square symmetric methods are not applicable to rectangular matrices.

Previous attempts to address the general matrix partitioning problem include the work of Kolda [29] and an earlier report on this research [19]. In trying to accelerate the convergence of block iterative methods such as block Gauss-Seidel, O'Neil and Szyld [34] and Choi and Szyld [7] considered a closely related problem. Their PABLO and TPABLO algorithms were geared towards placing large matrix values into the diagonal blocks.

In §3, we describe the matrix-vector and matrix-transpose-vector kernels and show how the partitioning affects communication. Further, we show that we only need to use the row partition to maintain balance in the number of nonzeros per processor and consequently have some leeway in the column partition that we can exploit for other purposes. For example, in the case of preconditioned iterative methods for structurally nonsymmetric matrices, we can use this freedom to find a partition that is good both for the matrix *and* its explicit preconditioner. We discuss this further in §§2-4.

In §4, we describe the relationship between matrix partitioning and graph partitioning. An $m \times n$ rectangular or structurally nonsymmetric matrix corresponds to a *bipartite* graph on $m + n$ nodes with the number of edges equal to the number of nonzeros in the matrix. We show that the matrix partitioning problem can be described as a bipartite graph partitioning problem in which edge cuts are related to parallel communication and constraints on the partition sizes correspond to work load per processor.

In §5, several algorithms for partitioning the bipartite graphs are presented. Modifications of the well-known spectral [36], Kernighan-Lin [27]/Fiduccia-Mattheyses [10], and Multilevel [6, 22, 25, 26] methods are given for the bipartite graph model. The modification of the spectral method was previously introduced by Berry, Hendrickson, and Raghavan [5]. Further, the Alternating Partitioning method of Kolda [29] is presented; this method is specific to the bipartite case.

Finally in §6, we measure the performance of various methods for partitioning rectangular or structurally nonsymmetric matrices. We compare different methods on a collection of matrices from least squares, linear programming, truncated singular value decomposition (SVD), and preconditioned linear systems. Our results indicate that the best approach is generally the Multilevel Method with either Fiduccia-Mattheyses or Alternating Partitioning and Fiduccia-Mattheyses refinement.

2. Applications

Matrix-vector products involving sparse, rectangular or structurally nonsymmetric matrices occur in a wide variety of numerical methods. One very important example is the solution of a nonsymmetric system

$$Ax = b,$$

Hendrickson, Leland, and Plimpton [23] or Lewis and van de Geijn [32].

with an iterative method such as BiCG [12] or QMR [13]. During each iteration, these methods require the computation of Ar and $A^T s$ for some vectors r and s . To use the partitioned matrix, PAQ , we can solve

$$(PAQ)y = Pb,$$

where $Q^T x = y$. Note that permuting the rows and columns of a matrix changes its eigenvalues; however, because we do not know the exact role that eigenvalues play in these methods, we cannot predict whether the effect will be positive or negative. In this case, the number of rows and columns assigned to each partition must be equal so that the diagonal blocks of PAQ are square and the data layout of the vectors is correct for other parallel operations (like dot products). If A is structurally symmetric or nearly so, a symmetric partitioning scheme is likely more appropriate.

Generally, iterative methods involve preconditioning. Suppose we have an explicit preconditioner such as an *approximate inverse* $M \approx A^{-1}$. (See Benzi and Tuma [3] for a survey of approximate inverse preconditioners.) In that case, we need to find P and Q such that both PAQ and $Q^T M P^T \approx (PAQ)^{-1}$ are well partitioned. By well partitioned, we mean that (1) the communication costs are low, (2) the block rows of PAQ are balanced (i.e., have approximately equal numbers of nonzeros), and (3) the block rows of $Q^T M P^T$ are balanced. Note that conditions (2) and (3) are stronger than merely requiring that the block rows of $P(A + M^T)Q$ are balanced, and these conditions are necessary because there is usually a synchronization point between the application of the matrix and the preconditioner. Once a particular P and Q are determined, in the case of left preconditioning we need to solve

$$(Q^T M P^T)(PAQ)y = (Q^T M)b,$$

where $y = Q^T x$. In essence, we need only reorder the variables according to Q^T throughout the iterative method. If M is a right preconditioner, we solve

$$(PAQ)(Q^T M P^T)y = Pb,$$

where $y = PM^{-1}x$. In this case, we reorder the variables throughout the method by P . Note that we may even use this idea when A and M are symmetric and a method such as (preconditioned) conjugate gradients [16] is being used.

Like iterative methods for linear systems, iterative methods for least squares problems require numerous matrix-vector products, and in this case, the matrices are rectangular. Consider a system of the form

$$\min \|Ax - b\|_2,$$

where A is an $m \times n$ matrix with $m > n$. This problem can be solved by iterative methods such as LSQR [35] that require computations of the form Ar and $A^T s$ every iteration. Using the permuted matrix does not change the minimal value of the least squares objective function.

Another situation in which A is rectangular arises in interior point methods for linear programming,

$$\begin{aligned} \min \quad & c^T x \\ \text{s.t.} \quad & Ax = b, \\ & x \geq 0. \end{aligned}$$

Here A is a real $m \times n$ matrix with $m \leq n$. At each iteration of the method, the next search

direction is computed by solving the set of equations

$$\begin{bmatrix} D & A^T \\ A & 0 \end{bmatrix} \begin{bmatrix} \Delta x \\ \Delta y \end{bmatrix} = \begin{bmatrix} w \\ v \end{bmatrix}, \quad (1)$$

where y is the dual variable and D is a diagonal matrix that changes each iteration. Alternatively, we may solve the normal equations,

$$(AD^{-2}A^T)\Delta y = r.$$

See Wang and O'Leary [43] for an algorithm that solves these equations iteratively as well as an overview of other such methods. When iterative solvers are employed, frequent multiplications involving A and A^T are needed. Even when using direct methods, multiplies by A and A^T are required to compute w and v or r at each iteration. Permuting A does not change the eigenvalues of either of the two systems mentioned previously.

Lastly, computing the truncated SVD of a large sparse matrix A via a Lanczos procedure requires frequent multiplies by A and A^T . This arises in, for example, latent semantic indexing for information retrieval [4], clustering for hypertext matrices [5], and geophysical applications [40]. Permuting A does not change its singular values, and the singular vectors of the original matrix are just permutations of those for the permuted matrix.

3. Parallel Matrix-Vector Multiplication

Since matrix-vector multiplications are ubiquitous numerical kernels, it is important to devise effective algorithms for their parallel execution. To perform this operation efficiently, we must evenly divide the computational load while requiring a minimum amount of communication. In this section we show how matrix partitioning can be used to obtain this objective for the matrix-vector and matrix-transpose-vector multiply operations.

Suppose an $m \times n$ matrix A has already been reordered and partitioned into a block $p \times p$ structure,

$$A = \begin{bmatrix} A_{11} & A_{12} & \cdots & A_{1p} \\ A_{21} & A_{22} & \cdots & A_{2p} \\ \vdots & \vdots & \ddots & \vdots \\ A_{p1} & A_{p2} & \cdots & A_{pp} \end{bmatrix}, \quad (2)$$

where p is the number of processors. Here A_{ij} is of size $m_i \times n_j$, where $\sum_i m_i = m$ and $\sum_j n_j = n$. We assume that most of the nonzeros are on the block diagonal as a result of the partitioning.

We present algorithms for a *row-based partitioning*; that is, each processor is assigned a block row, and we assume that the m_i 's have been chosen in such a way that the number of nonzeros per block row is nearly equal. For now we assume nothing about the n_j 's. The algorithm we describe for computing Ax is widely used; see, e.g., [39].

Analogous algorithms exist for a *column-based partitioning*. Specifically, if we have a matrix that is partitioned into block columns, we can simply work with the transpose of the matrix that is partitioned by rows.

3.1. Matrix-Vector Multiply (Row-Based)

For the row-based algorithm, processor i owns the i th block row of A , that is,

$$[A_{i1} \ A_{i2} \ \cdots \ A_{ip}].$$

To compute the product $y = Ax$ in parallel, divide the vector x into conformal block format,

$$x = \begin{bmatrix} x_1 \\ x_2 \\ \vdots \\ x_p \end{bmatrix},$$

where block x_i is of length n_i . Processor i holds x_i .

Consider the procedure from the point of view of processor i . First, a message is sent to each processor $j \neq i$ for which $A_{ji} \neq 0$. This message contains only those elements of x_i corresponding to nonzero columns in A_{ji} . While the processor waits to receive messages, it computes the contribution from the diagonal matrix block,

$$y_i^{(i)} = A_{ii}x_i.$$

The block A_{ii} , while still sparse, may be dense enough to exhibit good data locality. Then, for each $j \neq i$ such that A_{ij} is nonzero, a message is received containing a sparse vector \bar{x}_j that only has the elements of x_j corresponding to nonzero columns in A_{ij} , and

$$y_i^{(j)} = A_{ij}\bar{x}_j,$$

is computed. (We assume that processor i already knows which elements to expect from processor j .) Finally, the i th block of the product y is computed via the sum

$$y_i = \sum_j y_i^{(j)}.$$

Block y_i is of size m_i .

3.2. Matrix-Transpose-Vector Multiply (Row-Based)

In the row-based method, to compute $z = A^T v$, processor i holds v_i , the i th block of v of size m_i , and the i th block row of A . As before, the procedure is sketched from processor i 's point of view. First, the off-diagonal blocks are used to compute

$$z_j^{(i)} = A_{ij}^T v_i,$$

for each $j \neq i$ for which $A_{ij} \neq 0$. Observe that the number of nonzeros in $z_j^{(i)}$ is equal to the number of nonzero rows in A_{ij}^T , i.e., the number of nonzero columns in A_{ij} . Next, processor i sends to each other processor $j \neq i$, the nonzero² elements of $z_j^{(i)}$, if any. While waiting to receive

²Here we mean any elements that are not guaranteed to be zero by the structure of A_{ij} . Elements that are zero by cancellation are still communicated.

messages from the other processors, processor i computes the diagonal block contribution

$$z_i^{(i)} = A_{ii}^T v_i.$$

Next, from each processor j such that $A_{ji} \neq 0$, it receives $\bar{z}_i^{(j)}$, which contains only the nonzero elements of $z_i^{(j)}$. (Again, we assume that processor i already knows which elements to expect from processor j .) Finally, processor i computes the i th component of the product,

$$z_i = z_i^{(i)} + \sum_{j \neq i} \bar{z}_i^{(j)}.$$

Block z_i is of size n_i .

3.3. Analysis

We now present some facts for the row-based kernels; analogous facts exist for the column-based kernels.

In both the matrix-vector and matrix-transpose-vector algorithm, a processor is responsible for the multiplication associated with the matrix blocks it owns. This leads to the following fact.

Fact 1. *The number of multiplies that processor i performs in either the matrix-vector or matrix-transpose-vector operations is equal to the number of nonzeros in block row i .*

Thus, the workload per processor is the same for both the matrix-vector and matrix-transpose-vector multiplies. If the partitioning process ensures that the numbers of nonzeros per block row are nearly equal, the computational workload per processor will be balanced.

Recall that a message goes from i to j in computing Ax if A_{ji} is nonzero, and only the elements of x_i corresponding to nonzero columns in A_{ji} are sent. This leads to the following.

Fact 2. *The number of messages sent by processor i in the matrix-vector multiply is equal to the number of nonzero blocks A_{ji} with $j \neq i$. Further, the volume of messages sent by processor i is the sum of the number of nonzero columns in each A_{ji} with $j \neq i$.*

Similarly, a message goes from i to j in computing $A^T v$ if A_{ij} is nonzero, and only the nonzero elements of $z_j^{(i)}$ are sent.

Fact 3. *The number of messages sent by processor i in the matrix-transpose-vector multiply is equal to the number of nonzero A_{ij} with $j \neq i$. Further, the volume of messages sent by processor i is the sum of the number of nonzero columns in A_{ij} with $j \neq i$.*

Combining facts 2 and 3 yields the following three facts.

Fact 4. *The total number of messages sent in either the matrix-vector or matrix-transpose-vector multiply is equal to the number of nonzero off-diagonal blocks.*

Fact 5. *If a message is sent from processor i to processor j in the matrix-vector multiply, then a message of the same length will be sent from processor j to processor i in the matrix-transpose-vector multiply.*

This means that the matrix-vector and matrix-transpose-vector multiplies share the same communication pattern with the direction of the messages reversed.

Fact 6. *In either the matrix-vector or matrix-transpose-vector multiply, the total message volume is equal to the sum of the number of nonzero columns in each off-diagonal block.*

As our numerical results in §6 show, reducing the total number of nonzeros in the off-diagonal blocks typically reduces the total message volume and the maximum message volume handled by a single processor.

It is useful to observe that a single decomposition can lead to efficient matrix-vector and matrix-transpose-vector products, and this helps facilitate parallelization of the applications described in §2.

In the preceding discussion, we assumed that the m_i 's are chosen so that the nonzeros per block row (and hence the work per processor) are balanced. We made no assumption about the n_j 's, and we can exploit this freedom in several ways.

1. Choose the n_j 's to minimize communication in the matrix-vector products. This is accomplished by leaving the n_j 's unconstrained.
2. Choose the n_j 's to each be nearly equal, which would balance BLAS-1 operations on the n -long vectors. These operations are a component of most iterative methods.
3. As discussed further in the next section, if we have an approximate inverse preconditioner, say $M \approx A^{-1}$, we can simultaneously partition A and M . Our partitioned matrices are given by PAQ and $Q^T M P^T$. We can choose the m_i 's to balance the work associated with A and the n_j 's to likewise balance the effort of computing with M .

As mentioned earlier, a matrix can be partitioned by rows or columns, whichever leads to better performance. For example, consider a row partitioning of a matrix that has dense rows but no dense columns. It may be difficult to balance the load since a single processor is saddled with all the nonzeros in the dense row. Furthermore, the processor owning the dense row will need to receive a large amount of information to compute its contribution to Ax . Partitioning the matrix by columns resolves these problems. Not only is the load balancing problem easier, but the communication volume now depends on the nonzero rows in the off-diagonal blocks. A dense row will contribute only one nonzero row to any block that contains it, so the communication volume will generally be reduced.

4. A Bipartite Graph Model

As discussed in §3, the key to an efficient parallel matrix-vector multiplication algorithm is in the partitioning of the rows and columns of the matrix. For structurally symmetric matrices, this problem has been well studied and is generally phrased in terms of graph partitioning. The structure of an $n \times n$ structurally symmetric matrix $A = [a_{ij}]$ can be described by an undirected graph $G = (V, E)$ with $V = \{1, 2, \dots, n\}$ and $(i, j) \in E$ if and only if a_{ij} (and hence a_{ji}) is nonzero (see Figure 2). Vertices and edges can have weights if desired. A partitioning of the vertices of G corresponds to a symmetric partitioning of the rows and columns of A . For example, a division of the vertices into 2 sets induces a block 2×2 structure for the matrix. Each edge that crosses between the two sets corresponds to a nonzero value in the off-diagonal blocks of the matrix. The standard approach to structurally symmetric matrix partitioning is

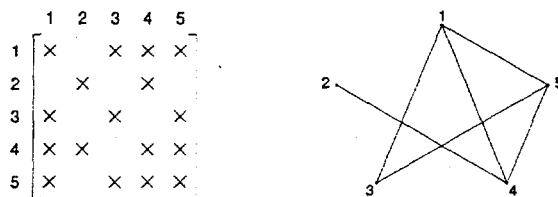


Figure 2: Graph of a symmetric matrix.

to try to minimize these cross edges, while maintaining some balance on the number of rows (or the number of nonzeros) in the two sets. This *graph bisection problem* is known to be NP-hard [14].

This approach is not well suited to rectangular or structurally nonsymmetric matrix partitioning. If the matrix is rectangular, then the graph model does not apply. If the matrix is square, the standard graph model can only encode a symmetric structure. A directed graph model can encode nonsymmetry in a square matrix, but more generally, these approaches force the row partition to be identical to the column partition. Although this is reasonable for structurally symmetric matrices, it is unnecessarily restrictive for structurally nonsymmetric ones; that is, a better partition may be achieved by allowing the rows and columns to be partitioned separately.

For the rectangular or structurally nonsymmetric case, an alternate graph model of the matrix can be used. The nonzero structure of an $m \times n$ matrix $A = [a_{ij}]$ corresponds to an undirected *bipartite* graph $\mathcal{G} = (\mathcal{R}, \mathcal{C}, \mathcal{E})$ with $\mathcal{R} = \{r_1, \dots, r_m\}$, $\mathcal{C} = \{c_1, \dots, c_n\}$, and $(r_i, c_j) \in \mathcal{E}$ if and only if $a_{ij} \neq 0$ (see Figure 3). Note that no edge connects two rows or two columns. If desired, edges and vertices can have weights assigned to them. A partitioning of

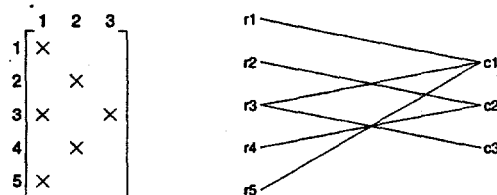


Figure 3: Bipartite graph of a matrix.

the vertices in \mathcal{R} induces a division of the rows of the matrix; likewise, a partitioning of the \mathcal{C} vertices corresponds to a division of columns. Unlike the standard graph model, the bipartite model allows a different number of row and column vertices and can represent nonsymmetric structure. Further, the row and column partitions are separate.

More formally, we propose the following *bipartite graph partitioning problem*. Given a bipartite graph $\mathcal{G} = (\mathcal{R}, \mathcal{C}, \mathcal{E})$ with weighted edges and vertices, we wish to find p disjoint partitions $\mathcal{P}_i \equiv \mathcal{R}_i \cup \mathcal{C}_i$ with $\mathcal{R}_i \subseteq \mathcal{R}$ and $\mathcal{C}_i \subseteq \mathcal{C}$ such that the following three criteria are satisfied.

1. The total weight of edges crossing between partitions is minimized.
2. There is a bound (possibly infinite) on the maximum difference in total row vertex weight

between any two partitions.

3. There is a bound (possibly infinite) on the maximum difference in total column vertex weight between any two partitions.

This is a generalization of the standard graph partitioning problem.

The matrix partitioning problem from the matrix-vector multiply in §3 can be expressed in the bipartite graph partitioning model. Suppose we want to divide the matrix over p processors. As discussed in §3 this can be accomplished by either a row-based or a column-based partition. Without loss of generality, we will focus on the row-based option. Assign each vertex $r_i \in \mathcal{R}$ a weight equal to the number of nonzeros in row i of A . This weight corresponds to the number of multiplication operations a processor will have to perform if it owns this row. Let edges and column vertices have unit weights. Now apply bipartite graph partitioning in so that (1) the total number (or weight) of edges crossing between the partitions ($\mathcal{P}_i = \mathcal{R}_i \cup \mathcal{C}_i$, $i = 1, \dots, p$) is minimized and (2) the total vertex weight in each set \mathcal{R}_i is approximately equal. The first constraint leads to low communication while the second ensures load balance. Such a partitioning corresponds to a nearly block diagonal structure for the matrix. Note that no constraints on column balance are necessary; that is, the bound in condition (3) of the bipartite graph partitioning problem is infinite.

Several caveats are necessary. First, with weights on the vertices, perfect load balance may be difficult or impossible to achieve. In practice it is much simpler to merely require that the difference between the total vertex weights in \mathcal{R}_i and \mathcal{R}_j be less than or equal to the maximum weight of any single row vertex. Second, with no restrictions on the column vertices we can divide them in any way—perhaps even assigning no columns to a given partition if that is what is best for the communication pattern. Third, as discussed in §3, the communication volume induced by a partition is not equal to the number of graph edges cut but rather to the number of columns in the off-diagonal blocks that have nonzeros in them. This column count can be expressed in the graph model. Specifically, each of these nonzero columns corresponds to a vertex with neighbors in another partition. However, this more accurate metric is more difficult to model and minimize than the number of edges cut, so we choose to focus on edge cuts as an approximation. The same approximation is used (although not widely acknowledged) in the standard graph partitioning model. Lastly, the edges are each given weight one, but other edge weighting schemes are possible. For example, we could weight an edge from r_i to c_j by $|a_{ij}|$ if, for some reason, we want to encourage large matrix values to be in the block diagonal.

By not constraining the partition of the columns, we allow for whatever partition leads to the minimal number of edge cuts. Other possible objectives are discussed in §3.3. One alternative is to balance the BLAS-1 operations associated with the n -long vectors. This can be accomplished by setting the weight of each column vertex to one and adding the additional constraint (3) that the difference in total vertex weight between any pair \mathcal{C}_i and \mathcal{C}_j be no more than one (i.e., the maximum vertex weight in \mathcal{C}).

The other objective mentioned in §3.3 is to enable efficient matrix-vector products for two matrices simultaneously, as in the case when an approximate inverse preconditioner is employed in an iterative method to solve a linear system. Specifically, for square A and M , we want to find P and Q such that PAQ and $Q^T M P^T$ (or equivalently, $P M^T Q$) are both well partitioned. We can address this by partitioning an appropriately weighted bipartite graph. Before there was an edge from r_i to c_j , if a_{ij} was nonzero and each edge was weighted as one. Now, $(r_i, c_j) \in \mathcal{E}$

if either a_{ij} or m_{ji} is nonzero. Further, the weight of the edge from r_i to c_j is

$$w(r_i, c_j) = \begin{cases} 2 & \text{if } a_{ij} \neq 0 \text{ and } m_{ji} \neq 0, \\ 1 & \text{if } a_{ij} \neq 0 \text{ xor } m_{ji} \neq 0. \end{cases}$$

The weight of vertex c_j is equal to the number of nonzeros in column j of M^T (or row j of M). We add the condition (3) that the difference in total vertex weight between any pair C_i and C_j be no more than the maximum vertex weight in C . The solution of the resulting bipartite graph partitioning problem produces a balanced row decomposition of A and a balanced column decomposition of M^T . The weighted cut edges reflect the total communication volume required by the two matrix-vector products.

5. Algorithms for Bipartite Graph Partitioning

Now that the rectangular and structurally nonsymmetric matrix partitioning problems have been modeled using a bipartite graph, we need algorithms for partitioning such graphs. In this section we propose several algorithms that are adapted from techniques for the standard graph model and one that is specific to bipartite graphs. Each method partitions the bipartite graph into two sets ($\mathcal{P}_1 = \mathcal{R}_1 \cup \mathcal{C}_1$ and $\mathcal{P}_2 = \mathcal{R}_2 \cup \mathcal{C}_2$). Any power-of-two number of sets can be generated by dividing the two sets recursively. And further, any number of sets can be produced this way by a simple generalization of the partitioning problem to generate sets of a specified size ratio.

5.1. Alternating Partitioning

The alternating partitioning method, introduced by Kolda [29], is specific to bipartite graphs. Given a column partition, the algorithm produces the best possible row partition. It then takes this new row partition and generates the best possible column partition. The algorithm alternates back and forth between rows and columns until no further improvement is observed. The initial partition can be random, or it can be the output of some other algorithm.

Given a partitioning of the column vertices, the optimal row vertex partition can be computed in the following manner. Let s_i^+ denote the total edge weight between row vertex i and adjacent column vertices in partition 1; similarly, let s_i^- denote the total edge weight between row vertex i and adjacent column vertices in partition 2. Then $s_i \equiv s_i^+ - s_i^-$ is the *gain* associated with assigning node i to partition 1. (Conversely, $-s_i = s_i^- - s_i^+$ is the gain associated with assigning node i to partition 2.) Our goal is to assign the vertices to sets in such a way that the total gain of vertices assigned to partition 1 is maximized. In the unconstrained or constrained with unit weights case, this can be done optimally as stated in the following two theorems.

Theorem 1. Suppose that the column partition is fixed and that there is no constraint on the row partition. Let the s_i 's (as described above) be sorted so that

$$s_{i_1} \geq s_{i_2} \geq \dots \geq s_{i_m}.$$

Select j^* so that for all $j \geq j^*$, s_{i_j} is positive, and for all $j < j^*$, s_{i_j} is nonpositive. Then an optimal assignment of the row vertices is $\mathcal{R}_1 = \{r_{i_1}, \dots, r_{i_{j^*}}\}$ and $\mathcal{R}_2 = \{r_{i_{j^*+1}}, \dots, r_m\}$.

This result follows from the observation that each row is placed in its optimal partition. Note that the optimal solution is unique unless one or more s_{i_j} values is zero.

When the total row vertex weight in each partition is constrained, we can generalize the algorithm in a natural way. Choose a dividing point \hat{j} as close as possible to j^* that satisfies the bounds on the total vertex weight. If the row vertices are unit weighted (or equally weighted), then this approach is optimal, as shown by the following theorem.

Theorem 2. Suppose that the column partition is fixed. Let the s_i 's be sorted so that

$$s_{i_1} \geq s_{i_2} \geq \dots \geq s_{i_m}.$$

Select j^* so that for all $j \geq j^*$, s_{i_j} is positive, and for all $j < j^*$, s_{i_j} is nonpositive. Let \hat{j} be the closet index to j^* that satisfies the balance constraint. If the row vertices have equal weights, then an optimal assignment of the row vertices is $R_1 = \{r_{i_1}, \dots, r_{i_{\hat{j}}}\}$ and $R_2 = \{r_{i_{\hat{j}+1}}, \dots, r_{i_m}\}$.

Proof. By Theorem 1, j^* is an optimal assignment if there are no balance constraints. The choice of \hat{j} ensures that a minimal number of vertices are placed in a set for which their gain is negative. Further, the vertices with the smallest negative gains are chosen. \square

In the general weighted and constrained case, the problem is equivalent to the *Knapsack Problem* which is known to be NP-hard [15].

Let $|\mathcal{E}|$ denote the number of edges in \mathcal{G} or correspondingly the number of nonzeros in A , and let $|\mathcal{R}|$ and $|\mathcal{C}|$ denote the number of row and column vertices. An *iteration* consists of finding a row partition given a fixed column partition and then finding a column partition given a fixed row partition. It is not hard to show that the complexity of each iteration is $O(|\mathcal{E}| + |\mathcal{R}| + |\mathcal{C}|)$. The computational steps in an iteration are the generation of gain values for each vertex and the determination of j^* (or \hat{j}) via a weighted median procedure. Computing the gains for all vertices requires an addition or subtraction for each edge, at a cost of $O(|\mathcal{E}|)$. Finding the weighted median of a set of k values requires $O(k)$ operations (see, for instance, problem 10.2 of [8]), and it is used on a set of $|\mathcal{R}|$ gains and then a set of $|\mathcal{C}|$ gains. Our implementation actually uses a simpler, binary search algorithm for median finding. Although it works well in practice, it is not guaranteed to run in linear time.

The number of iterations is variable but guaranteed finite [29]. Alternatively, a maximum allowable number of iterations can be specified.

This method was derived from the Semi-Discrete Decomposition that was introduced by O'Leary and Peleg [33] for image compression and that was also used for latent semantic indexing in information retrieval by Kolda and O'Leary [28, 31, 30].

5.2. Kernighan-Lin / Fiduccia-Mattheyses

The Kernighan-Lin [27] algorithm is a widely used method for improving a graph partition. As with alternating partitioning, the initial partition can be random, or it can be the output of another algorithm. A reformulation by Fiduccia and Mattheyses [10] improved the performance of the basic approach.

The Fiduccia-Mattheyses (FM) algorithm consists of a sequence of passes over the graph in which vertices are moved from one partition to the other. Move selection is based on the gain concept described in §5.1, but gains are computed relative to the partition the vertex is currently in. The vertex with the largest gain value is the one whose move will maximally reduce the number of edges cut. Moves worsen the quality of the partition are allowed, which

enables the algorithm to escape local minima. Moves are permitted only if they do not violate the balance constraints *or* if the set the vertex is leaving is larger than its goal weight. Within a pass, vertices are allowed to move only once to avoid infinite looping. The basic structure of a pass is as follows.

1. Mark all vertices as *eligible*.
2. For each vertex, compute the *gain* associated with moving it from its current partition to the other; the gain may be negative.
3. Among moves that improve the balance criteria or that at least do not violate the balance constraints, select the eligible node with the greatest gain. If there are no further eligible nodes, exit.
4. Move the selected node to the other partition, mark it as *ineligible*, and update the gains of all of its neighbors.
5. If this is the best partition yet seen, save it.
6. Go to Step 3.

Fiduccia and Mattheyses observed that careful use of data structures allows a single pass to be performed in linear time. A priority queue can be used to keep track of the gain values for each type of move (i.e., from set 1 to set 2 or from set 2 to set 1). A bucket sort can be used to compute the initial gains and to efficiently update the gain values. In this way, a pass through the outer loop can be implemented to run in time $O(|E| + |R| + |C|)$. See Fiduccia and Mattheyses [10] for a detailed discussion of data structures.

We have adapted this basic algorithm to address the bipartite graph partitioning problem. The key change is that there are now four types of moves: rows or columns can move from either the first or second set. We maintain a priority queue for each of these move types. To select a vertex to move, we examine the first item in each of the four queues and choose the move with the highest gain that obeys the balance considerations in Step 3. In this way, we ensure that the runtime is linear in the size of the graph.

In practice the performance can be improved by stopping the outer loop when a new best partition has not been encountered in a while—say within the past 50 moves, for instance. Another optimization (not in our current implementation) is to evaluate the gain values *lazily*. In the standard FM algorithm, the gain for *every* vertex is calculated before each pass. The gains are updated as the sequence of moves changes them. In the *lazy* implementation, only the gain values of vertices with neighbors in the other partition are computed before each pass. If a vertex moves to the boundary (i.e., one of its neighbors moves to the other set), then its gain is calculated and kept updated from then on. If we have a reasonably good starting partition, then the number of vertices on the partition boundary should be small, and most gains will never need to be calculated. For multilevel algorithms (like the approach described in §5.4), FM is used to improve partitions that are already fairly good. In this setting, lazy evaluation can significantly reduce execution times [22].

5.3. Spectral

A popular algorithm for standard graph partitioning is *spectral bisection*, which uses an eigenvector of the *Laplacian matrix* associated with the graph [21, 36, 38]. We can apply spectral

partitioning to a rectangular or structurally nonsymmetric problem by first *symmetrizing* it. Given a bipartite graph $\mathcal{G} = (\mathcal{R}, \mathcal{C}, \mathcal{E})$ of a matrix A , form the corresponding structure matrix $\bar{A} = [\bar{a}_{ij}]$ (\bar{a}_{ij} is nonzero if $(r_i, c_j) \in \mathcal{E}$ and its value is equal to the weight of the edge), and then form the symmetric $(m+n) \times (m+n)$ matrix

$$\tilde{A} = \begin{bmatrix} 0 & \bar{A} \\ \bar{A}^T & 0 \end{bmatrix}.$$

The symmetric \tilde{A} has a well-defined Laplacian matrix that can be used for partitioning. The symmetric partitioning of \tilde{A} can then be used to generate both row and column partitions of A . This approach was used by Berry et al. [5].

In order to apply spectral partitioning, the Laplacian of \tilde{A} ,

$$L = D - \tilde{A},$$

is computed where $D = \text{diag}\{d_1, d_2, \dots, d_{m+n}\}$ and $d_i = \sum_j \bar{a}_{ij}$. The matrix L is symmetric and positive semidefinite. Furthermore, we have the following.

Theorem 3 (Fiedler [11]). *If the graph of \tilde{A} is connected, then the multiplicity of the zero eigenvalue is one.*

Observe that \tilde{A} and \hat{A} have the same graph. Let w denote a Fiedler vector of L , that is, an eigenvector corresponding to the smallest positive eigenvalue of L . Let u denote the first m and v the last n elements of w . Note that u corresponds to rows of A and v to columns. Now sort the elements of u and v so that

$$u_{i_1} \geq u_{i_2} \geq \dots \geq u_{i_m},$$

and

$$v_{j_1} \geq v_{j_2} \geq \dots \geq v_{j_n}.$$

This ordering of the elements of u can be used to partition the rows of A . Simply split this sorted list into high-valued and low-valued entries to satisfy the balance criteria. The same algorithm applied to v partitions the columns of A .

For the standard graph partitioning problem, spectral bisection generally produces good partitions, but the eigenvector calculation is expensive.

5.4. Multilevel

The most popular methods for standard graph partitioning use a multilevel approach [6, 22, 25, 26]. A multilevel method starts with a graph that has a large number of vertices, successively merges vertices until it has a coarse graph with a small number of vertices (phase 1), partitions the coarse graph (phase 2), and successively uncoarsens the graph, periodically refining the partition step (phase 3). We have adapted this general framework to the bipartite graph partitioning problem.

5.4.1. Phase 1: Graph Coarsening

Let $\mathcal{G} = (\mathcal{R}, \mathcal{C}, \mathcal{E})$ be the current graph. We want to form a smaller graph $\hat{\mathcal{G}} = (\hat{\mathcal{R}}, \hat{\mathcal{C}}, \hat{\mathcal{E}})$ by merging pairs of vertices of \mathcal{G} . Row vertices merge only with row vertices, likewise for column

vertices. The following procedure determines which row vertices to pair and eventually merge.

1. Mark all row vertices as *eligible*.
2. Choose an arbitrary eligible row vertex, say r_i . If no more row vertices are eligible, the pairing is complete.
3. Find an eligible row vertex r_j with the property that some column vertex is adjacent to both r_i and r_j . If no such row vertex exists, mark r_i as *ineligible* and return to Step 2.
4. Slate vertices r_i and r_j to be merged, and mark both as *ineligible*. Return to Step 2.

An analogous procedure is used to determine the column pairing.

Given a set of vertices \mathcal{V} and edges \mathcal{E} , a *matching* is a subset of edges $\tilde{\mathcal{E}} \subset \mathcal{E}$ such that no vertex is adjacent to more than one edge in $\tilde{\mathcal{E}}$. A matching $\tilde{\mathcal{E}}$ is *maximal* no more edges can be added to $\tilde{\mathcal{E}}$ without destroying the matching property.

Theorem 4. *If A is the matrix associated with \mathcal{G} , then the row pairing algorithm identifies a maximal matching among edges of the (symmetric) graph of AA^T . (Similarly, the column pairing constructs a maximal matching among edges of the graph of $A^T A$.)*

Proof. Recall that a_{ij} is nonzero if and only if $(r_i, c_j) \in \mathcal{E}$. Element (i, j) of AA^T is nonzero if and only if vertices r_i and r_j have a column neighbor in common. Thus, the above process serves as a greedy algorithm for growing a matching in the graph of AA^T . A greedy algorithm generates a maximal matching since, by construction, any unmatched row has no other rows it can pair with. \square

Theorem 5. *Let H be the matrix with unit values that has a nonzero structure corresponding to \mathcal{G} . The cost of the row-pairing algorithm is $O(|H^T e|_2^2 + |\mathcal{R}|)$. (Similarly, the cost of the column-pairing algorithm is $O(|He|_2^2 + |\mathcal{C}|)$.)*

Proof. All the work in the algorithm costs $O(|\mathcal{R}|)$ except for the search for the paired row r_j in step 3. This step can involve examining all paths of length 2 in the graph. As argued in the proof of Theorem 4, each such path will contribute a unit value into HH^T . The number of such paths will thus be the total value of all the entries in HH^T ; that is, $e^T HH^T e = |H^T e|_2^2$. \square

Once all the pairings have been determined, the pairs are merged together. Suppose \hat{r}_k is the result of merging r_i and r_j , then the weight of \hat{r}_k is the sum of the weights of r_i and r_j . There is an edge between \hat{r}_k and \hat{c}_l if any of their constituent vertices were adjacent in G and the weight of the edge is the sum of all the weights of the edges between their constituent vertices. This is analogous to adding the corresponding row and column pairs in A to form \hat{A} .

The coarse graph maintains the bipartite structure of the original graph and has about half as many vertices. To further coarsen, the process is repeated until the graph has only a small number of vertices, say 100. If at any point too few rows and columns are paired, the coarsening procedure terminates.

5.4.2. Phase 2: Partitioning the Coarse Graph

Once a small enough bipartite graph has been generated, it is partitioned. Any method can be used; and if the graph is small, the quality of the final answer does not seem sensitive to this choice. In our implementation, we have chosen to use a random partition.

5.4.3. Phase 3: Uncoarsening and Refinement

In phase 3, the mergings from phase 1 are successively “undone.” If coarse vertex \hat{r}_k is in partition 1, then its two constituent vertices, r_i and r_j , are in partition 1. Before the next “undo” step, a refinement can be performed. In the course of the refinement, for example, r_i may move from partition 1 to partition 2. The “undo” steps continue until the original graph is obtained.

For refinement, we have experimented with three different options: alternating partitioning from §5.1, Fiduccia-Mattheyses from §5.2, and a combination of alternating partitioning followed by Fiduccia-Mattheyses.

6. Experimental Results

The software is a modification of the Chaco package (written in C) developed by Hendrickson and Leland [20] for partitioning structurally symmetric matrices. All calculations were performed on a 300 MHz Pentium II with 128 MB memory unless otherwise noted.

Table 1 lists the methods that are tested. The partitioning is done recursively; that is, first the vertices (rows and columns) are partitioned into two sets, then each of those sets are partitioned into two sets, and so on until we reach the desired number of partitions. If we perform, for example, a row-based partition, each time we split a set into two partitions we require that the difference in the total row vertex weight in each partition be less than or equal to the maximum weight of any single vertex in the set.

The natural partitioning (Natural) is a simple partition based upon the ordering the matrix had when it was given to us; often those orderings are meaningful. In the row-based case with no constraints on the columns, for example, the ordering of the rows and columns are fixed, but we still need to construct a row partition that obeys the balance constraints and a column partition that minimizes communication. This is done recursively; that is, first the nodes are partitioned into two sets, then each of those sets are partitioned, and so on.

The Fiduccia-Mattheyses (FM) and alternating partitioning (AP) methods require some initial partition. Some experimentation convinced us that the methods work best when FM is initialized with a natural partition and AP with a random partition, so all further runs were performed in this way. The spectral method (Spectral) uses the multilevel Rayleigh Quotient Iteration/Symmlq eigensolver [1] from the Chaco partitioning software [20]. The multilevel (ML) algorithms divide the coarsest graph randomly and use various refinement strategies: Fiduccia-Mattheyses (FM), Alternating Partitioning (AP), and Alternating Partitioning followed by Fiduccia-Mattheyses (AP+FM). We handle disconnected graphs specially in all cases except the natural partitioning and Fiduccia-Mattheyses (because we use the Natural ordering to generate the initial partition in this case) by identifying all the connected components, assigning components to partitions in a greedy fashion, and only partitioning what remains. The desired number of coarse row and column vertices for the multilevel methods is 100. Refinements were performed at *every other* iteration of the uncoarsening phase.

The test matrices were gathered from the various applications discussed in §1 (see Table 2). The two items in the last row of the table refer to a matrix and its preconditioner, as is discussed in § 6.4. Dense rows and columns are noted because that will affect whether the partitioning is row- or column-based. We consider a row or column to be dense if more than 1/32 of its values are nonzero.

For each test matrix, we show two tables. The first table details the communication pattern.

| Abbreviation | Method |
|--------------|--|
| Natural | Natural Ordering |
| FM | Fiduccia-Mattheyses |
| AP | Alternating Partitioning |
| Spectral | Spectral Method |
| ML-FM | Multilevel Fiduccia-Mattheyses |
| ML-AP | Multilevel Alternating Partitioning |
| ML-AP+FM | Multilevel Alternating Partitioning plus Fiduccia-Mattheyses |

Table 1: Partitioning methods.

| Matrix | Application | Rows | Columns | NNZ | Density | Dense? |
|-----------|----------------|--------|---------|----------|---------|-----------|
| pig-large | Least Squares | 28254 | 17264 | 75018 | 1.5e-4 | — |
| pig-very | Least Squares | 174193 | 105882 | 463303 | 3.7e-4 | — |
| df1001 | Linear Program | 6071 | 12230 | 35632 | 4.8e-4 | 1 Row |
| Amatrix | Linear Program | 123221 | 141344 | 1437692 | 8.3e-5 | 72 Rows |
| we1998 | Truncated SVD | 719736 | 96300 | 27546437 | 4.0e-4 | 1672 Cols |
| memplus | Preconditioned | 17758 | 17758 | 99147 | 3.1e-4 | — |
| precond | Linear System | | | 76372 | 2.4e-4 | — |

Table 2: Test matrices.

The *Edge Cuts* column lists the number of nonzeros outside the block-diagonal, that is, the edges in the bipartite graph that are *cut* by the given vertex partition. The *Part Time* column lists the time (in seconds) to compute the partition. The *Total Msgs* and *Total Vol* columns list, respectively, the total number of messages and total message volume for computing either Ax or $A^T v$. (Recall from Facts 4 and 6 that those values are equal for Ax and $A^T v$.) The *Max Msg* and *Max Vol* columns list, respectively, the maximum number and maximum volume of messages handled by a *single* processor in the computation of Ax or $A^T v$, incoming or outgoing.

The second table for each matrix lists the block partition information. We have partitioned these matrices to balance the number of multiplies per processor, that is, the number of nonzero matrix elements per processor. Each processor holds one block row or one block column. Columns 2–5 list the details for the *Block Rows*. The *Min Rows* and *Max Rows* list, respectively, the minimum and maximum number of rows in any block row. The *Min NZ* and *Max NZ* columns list, respectively, the minimum and maximum number of nonzeros in any block row. Although the numbers of rows owned by processors may vary significantly, variation in the number of nonzeros should be small when the partition is row-based since this balances the computational work. The next four columns list analogous values for the *Block Columns*.

We choose the number of processors, p , in each case so that the number of nonzeros per processor is 10,000, give or take a factor of three.

6.1. Least Squares

The pig-large and pig-very matrices are from *least squares* problems relating to pig breeding data [18, 24] and were obtained from Duff [9].

The pig-large matrix is of size $28,254 \times 17,264$ with 75,018 nonzeros.

The results of row-based partitioning the pig-large matrix over eight processors are given in Tables 3 and 4. The natural partitioning takes a small amount of time to compute (0.21

| Method | Edge Cuts | Part Time | Total Msgs | Total Vol | Max Msgs | Max Vol |
|----------|-----------|-----------|------------|-----------|----------|---------|
| Natural | 49048 | 0.21 | 32 | 21172 | 7 | 5534 |
| FM | 15659 | 1.40 | 56 | 11309 | 7 | 2618 |
| AP | 20251 | 2.16 | 56 | 11714 | 7 | 1985 |
| ML-FM | 8013 | 3.14 | 55 | 2454 | 7 | 607 |
| ML-AP | 10299 | 2.74 | 56 | 4830 | 7 | 1138 |
| ML-AP+FM | 7671 | 5.25 | 56 | 2292 | 7 | 443 |
| Spectral | 5693 | 167.93 | 53 | 2721 | 7 | 829 |

Table 3: Communication pattern for row-based partitioning of the pig-large matrix on eight processors.

| Method | Block Row | | | | Block Column | | | |
|----------|-----------|----------|--------|--------|--------------|----------|--------|--------|
| | Min Rows | Max Rows | Min NZ | Max NZ | Min Cols | Max Cols | Min NZ | Max NZ |
| Natural | 3124 | 6375 | 9372 | 9381 | 0 | 6203 | 0 | 39439 |
| FM | 3342 | 3786 | 9376 | 9379 | 1318 | 2955 | 6851 | 11483 |
| AP | 3310 | 3740 | 9376 | 9379 | 2154 | 2162 | 7748 | 10917 |
| ML-FM | 3397 | 3652 | 9376 | 9379 | 2003 | 2280 | 8223 | 10150 |
| ML-AP | 3206 | 3954 | 9376 | 9379 | 2155 | 2161 | 8756 | 10329 |
| ML-AP+FM | 3441 | 3621 | 9376 | 9378 | 2006 | 2303 | 8701 | 10198 |
| Spectral | 3138 | 3694 | 9373 | 9381 | 2018 | 2374 | 8600 | 10412 |

Table 4: Block information for the row-based partitioning of the pig-large matrix on eight processors.

seconds) because the matrix still must be divided in such a way that each block row has approximately the same number of nonzeros. Notice that the natural partitioning requires the fewest messages (32) but the highest total volume (21,172). Also note that the minimum number of columns in a block is zero, which means that the processors with zero columns have no parts of the vector x in the Ax computation. Those processors will not have any messages to send nor any diagonal component ($A_{ii}x_i$) to compute and will be idle until they receive messages from the other processors.

In contrast, the various partitioning methods increase the total message count to at or near the maximum of 56 but drastically reduce the total message volume (by a factor of more than nine in the best case) and the maximum volume handled by a single processor (by a factor of more than 12 in the best case). Further, the partitionings yield more balanced column partitions even though no constraint was used. Of course, the number of nonzeros handled by each processor is about equal as required. In fact, the number of nonzeros handled by a single processor varies by far less than 1% as we can see by looking at the minimum and maximum number of nonzeros in each block row.

The multilevel-AP+FM (ML-AP+FM) method yielded the best partitioning and required about 5 seconds of processing time, on par with the other methods. In general, the multilevel methods yielded the best total volume and maximum single processor volume. The FM method was the fastest partitioning method but did not reduce the message volume as much as the other methods. The spectral method was the slowest method by a factor of more than 30 but did not produce the best partition.

Recall that our methods attempt to find partitionings that minimize the number of edge

cuts. This does not correspond exactly to total message volume but is merely an approximation. On this problem, notice that the reduction in edge cuts corresponds roughly to the reduction in total message volume. For example, the ML-AP+FM method has the fewest edge cuts as well as the least communication volume.

| Method | Edge Cuts | Part Time | Total Msgs | Total Vol | Max Msgs | Max Vol |
|----------|-----------|-----------|------------|-----------|----------|---------|
| Natural | 292055 | 2.45 | 290 | 109180 | 30 | 16772 |
| FM | 99252 | 26.53 | 837 | 75270 | 31 | 4808 |
| AP | 142967 | 23.99 | 931 | 88610 | 31 | 5227 |
| ML-FM | 38552 | 40.41 | 851 | 12973 | 31 | 1332 |
| ML-AP | 54261 | 37.84 | 926 | 24737 | 31 | 1929 |
| ML-AP+FM | 38096 | 60.87 | 831 | 13019 | 31 | 1240 |

Table 5: Communication pattern for row-based partitioning of the pig-very matrix on 32 processors.

| Method | Block Row | | | | Block Column | | | |
|----------|-----------|----------|--------|--------|--------------|----------|--------|--------|
| | Min Rows | Max Rows | Min NZ | Max NZ | Min Cols | Max Cols | Min NZ | Max NZ |
| Natural | 4825 | 14481 | 14475 | 14481 | 0 | 16720 | 0 | 129623 |
| FM | 4976 | 6004 | 14476 | 14480 | 1213 | 4814 | 9844 | 21187 |
| AP | 4857 | 6621 | 14477 | 14480 | 2673 | 3841 | 9942 | 20778 |
| ML-FM | 5234 | 5802 | 14475 | 14483 | 2964 | 3544 | 13851 | 16231 |
| ML-AP | 4892 | 6637 | 14477 | 14480 | 3210 | 3509 | 12821 | 16529 |
| ML-AP+FM | 5263 | 5646 | 14476 | 14480 | 2960 | 3529 | 13191 | 16150 |

Table 6: Block information for the row-based partitioning of the pig-very matrix on 32 processors.

The pig-very matrix is of size $174,193 \times 105,882$ with 463,303 nonzeros. Tables 5 and 6 show the results of partitioning this matrix row-wise over 32 processors. In this case we do not show results for the spectral method because it was too time consuming.

The results are very similar to the results obtained for the pig-large matrix. There is a clear correspondence between edge cuts and total message volume. The multilevel methods yield the best partitions, in the best case reducing the total message volume by a factor of eight. The maximum message volume handled by a single processor is decreased by a factor of more than 13 in the best case at the cost of about three times more messages.

The natural partitioning seems promising in terms of message count, but the maximum message volume handled by a *single* processor is more than that handled by *all* 32 processors for the multilevel (ML) partitionings.

6.2. Linear Programming

The $6,071 \times 12,230$ df1001 matrix is a linear programming constraint matrix with 35,632 nonzeros. This matrix was obtained from Netlib.³ The matrix contains one dense row and so was partitioned column-wise.

³<http://www.netlib.org/lp/>

| Method | Edge Cuts | Part Time | Total Msgs | Total Vol | Max Msgs | Max Vol |
|----------|-----------|-----------|------------|-----------|----------|---------|
| Natural | 30989 | 0.08 | 44 | 19804 | 7 | 8751 |
| FM | 8132 | 1.80 | 56 | 7493 | 7 | 1247 |
| AP | 12171 | 0.86 | 56 | 11552 | 7 | 1967 |
| ML-FM | 6553 | 2.02 | 56 | 5875 | 7 | 1022 |
| ML-AP | 7860 | 1.49 | 56 | 7040 | 7 | 1145 |
| ML-AP+FM | 6651 | 2.68 | 56 | 5959 | 7 | 994 |
| Spectral | 14734 | 40.61 | 55 | 10633 | 7 | 2993 |

Table 7: Communication pattern for column-based partitioning of the df1001 matrix on eight processors.

| Method | Block Row | | | | Block Column | | | |
|----------|-----------|----------|--------|--------|--------------|----------|--------|--------|
| | Min Flows | Max Rows | Min NZ | Max NZ | Min Cols | Max Cols | Min NZ | Max NZ |
| Natural | 0 | 3088 | 0 | 18545 | 1375 | 1602 | 4449 | 4457 |
| FM | 588 | 823 | 4173 | 4611 | 1289 | 1707 | 4448 | 4462 |
| AP | 659 | 858 | 3743 | 5512 | 1017 | 1977 | 4449 | 4464 |
| ML-FM | 696 | 856 | 4042 | 4749 | 1297 | 1822 | 4448 | 4460 |
| ML-AP | 755 | 763 | 4001 | 4883 | 1324 | 1749 | 4453 | 4455 |
| ML-AP+FM | 717 | 812 | 4194 | 4729 | 1323 | 1763 | 4444 | 4460 |
| Spectral | 426 | 1215 | 1859 | 7299 | 932 | 1937 | 4448 | 4458 |

Table 8: Block information for the column-based partitioning of the df1001 matrix on eight processors.

Tables 7 and 8 show the results of partitioning the df1001 matrix over eight processors. The original matrix does not have much structure, and the only reason the total number of messages for the Natural partition is only 44 (v. 56) is that some partitions contain no rows. In the best case we can reduce the total message volume by a factor of more than three and the maximum message volume on a single processor by a factor of more than eight. The block columns are very balanced in terms of the number of nonzeros per block. The block rows are reasonably balanced for the FM and multilevel (ML) methods although this was not enforced by any constraint. Again we can observe that edge cuts corresponds to total message volume.

| Method | Edge Cuts | Part Time | Total Msgs | Total Vol | Max Msgs | Max Vol |
|----------|-----------|-----------|------------|-----------|----------|---------|
| Natural | 1414303 | 4.60 | 766 | 358721 | 126 | 94346 |
| FM | 967664 | 54.42 | 4461 | 325724 | 94 | 18718 |
| AP | 1006357 | 40.58 | 5427 | 372168 | 83 | 19780 |
| ML-FM | 993194 | 74.18 | 7770 | 330508 | 119 | 21551 |
| ML-AP | 975488 | 78.20 | 6088 | 376243 | 107 | 19575 |
| ML-AP+FM | 965200 | 115.16 | 5877 | 397407 | 119 | 18179 |

Table 9: Communication pattern for column-based partitioning of the Amatrix matrix on 128 processors.

The $123,221 \times 141,344$ Amatrix was obtained from Rothberg [37]. This matrix has 1,437,692 nonzeros and contains 72 dense rows.

| Method | Block Row | | | | Block Column | | | |
|----------|-----------|----------|--------|--------|--------------|----------|--------|--------|
| | Min Rows | Max Rows | Min NZ | Max NZ | Min Cols | Max Cols | Min NZ | Max NZ |
| Natural | 0 | 68010 | 0 | 826156 | 361 | 3896 | 11196 | 11265 |
| FM | 1 | 7377 | 248 | 157166 | 381 | 4111 | 11202 | 11262 |
| AP | 126 | 1997 | 999 | 158408 | 383 | 4548 | 11179 | 11274 |
| ML-FM | 35 | 1927 | 940 | 174351 | 382 | 2409 | 11199 | 11258 |
| ML-AP | 98 | 2161 | 1062 | 92798 | 373 | 3898 | 11195 | 11278 |
| ML-AP+FM | 40 | 4011 | 1032 | 112416 | 376 | 4010 | 11195 | 11256 |

Table 10: Block information for the column-based partitioning of the Amatrix matrix on 128 processors.

Tables 9 and 10 contain the results of a column-based partitioning of this matrix over 128 processors. This is an interesting partitioning problem because even though all of the partitionings reduce the edge cuts by at least 25%, the total message volume is not reduced much and in some cases (AP, ML-AP, ML-AP+FM) even increases. Thus for this problem, the assumption that edge cuts correlate with communication volume is invalid. Despite this, the partitioning is still beneficial because it reduces the total message volume handled by a single processor by a factor of five in the best case and even decreases the maximum number of messages that any processor handles. Further, the FM and AP methods do better than the multilevel methods in that they have a smaller total number of messages, approximately the same total message volume, a smaller number of maximum messages per processor, and approximately the same maximum volume per processor. Further, computing the partitionings for the FM and AP methods is faster than for the multilevel methods.

6.3. Truncated SVD

The 719,736 \times 96,300 we1998 matrix with 27,546,437 nonzeros is used in a geophysical application where a truncated SVD must be computed (see Vasco, Johnson, and Marques [40]); the matrix was provided by Vasco and Marques [41]. This matrix has 1672 dense columns and so was partitioned row-wise. Because of the size of the matrix, the problem was run on an SGI Onyx with two processors and six gigabytes of memory, so the timings cannot be compared with the timings of the other problems.

| Method | Edge Cuts | Part Time | Total Msgs | Total Vol | Max Msgs | Max Vol |
|----------|-----------|-----------|------------|-----------|----------|---------|
| Natural | 25030959 | 95.61 | 3065 | 6481846 | 1023 | 5067422 |
| FM | 21952461 | 651.83 | 401074 | 3108517 | 826 | 12271 |
| AP | 22089460 | 1541.85 | 375587 | 3061108 | 769 | 10796 |
| ML-FM | 21831402 | 1428.13 | 354089 | 2989724 | 787 | 15224 |
| ML-AP | 21895852 | 2011.43 | 352771 | 2930819 | 813 | 13142 |
| ML-AP+FM | 21823900 | 2512.78 | 351472 | 2930031 | 763 | 11010 |

Table 11: Communication pattern for row-based partitioning of the we1998 matrix on 1024 processors.

In Tables 11 and 12, we show the result of partitioning we1998 over 1024 processors. The situation is almost the opposite of that for Amatrix. The number of edge cuts is only modestly

| Method | Block Row | | | | Block Column | | | |
|----------|-----------|----------|--------|--------|--------------|----------|--------|----------|
| | Min Rows | Max Rows | Min NZ | Max NZ | Min Cols | Max Cols | Min NZ | Max NZ |
| Natural | 277 | 1377 | 26700 | 27126 | 0 | 38141 | 0 | 20495167 |
| FM | 155 | 2013 | 26745 | 27037 | 4 | 643 | 2327 | 136809 |
| AP | 153 | 2978 | 26666 | 27126 | 0 | 475 | 0 | 175255 |
| ML-FM | 154 | 2162 | 26782 | 27014 | 1 | 593 | 88 | 141041 |
| ML-AP | 155 | 3275 | 26648 | 27150 | 0 | 577 | 0 | 144909 |
| ML-AP+FM | 154 | 3195 | 26787 | 27014 | 1 | 544 | 48 | 132539 |

Table 12: Block information for the row-based partitioning of the we1998 matrix on 1024 processors.

reduced, but the total message volume is halved by every partitioning method. The total number of messages goes up by a factor of about 125, depending on the method, but the maximum number of messages handled by a single processor is actually reduced by about 20%, and the maximum volume handled by a single processor is reduced by a factor of about 400.

The block rows are very evenly divided with each containing about 27,000 nonzeros. The block columns, on the other hand, are not so even, with some blocks being assigned no columns. However, in the natural partitioning one partition has 40% of the columns and 7% of the nonzeros. Since the partition is row-wise, this has no impact on load balance but leads to the very large value for maximum communication volume in Table 11. With the other decompositions, no partition has more than 0.7% of the columns and 0.6% of the nonzeros.

6.4. Preconditioned Linear Systems

Here we give results for working with a preconditioned linear system. As mentioned earlier, the goal is to partition a matrix A and its approximate inverse preconditioner M so that both PAQ and $Q^T M P^T$ are well partitioned; that is, the work per processor is balanced, and the communication costs are low.

The memplus matrix is available from MatrixMarket.⁴ (It contained 27,003 explicitly stored zeros, which were removed.) The matrix is of size 17,758 with 99,147 nonzeros. We used research code provided by Benzi and Tuma [2] to generate an approximate inverse preconditioner via the method of Grote and Huckle [17]. The resulting preconditioner had 76,372 nonzeros. The two matrices were combined into a bipartite graph with weighted edges and vertices as described in §4. The memplus matrix will be partitioned row-wise and the *transpose* of the preconditioner will be partitioned column-wise.

The results of the various partitioning strategies for memplus and its preconditioner are given in Tables 13 and 14. There are two rows for each partitioning strategy: the first corresponds to memplus and the second to the *transpose* of the preconditioner. Using ML-FM, the total message volume is reduced by nearly a factor of 6 for the matrix and by over 16 for the preconditioner, although the number of messages does increase in each case. Further, the maximum message volume on a single processor is reduced by a factor of nearly five and more than eight respectively. The FM, ML-AP, and ML-AP+FM methods behaved similarly. The AP method was not quite as good as the previously mentioned four methods. The Spectral method was nearly as bad as no partitioning at all.

⁴<http://math.nist.gov/MatrixMarket/>

| Method | Edge Cuts | Part Time | Total Msgs | Total Vol | Max Msgs | Max Vol |
|-----------|-----------|-----------|------------|-----------|----------|---------|
| Natural | 84044 | 0.21 | 38 | 37468 | 7 | 6655 |
| | 68495 | | 51 | 42545 | 7 | 7545 |
| FM | 26276 | 1.99 | 55 | 9793 | 7 | 1822 |
| | 7334 | | 48 | 4232 | 7 | 1350 |
| AP | 38462 | 2.53 | 46 | 19695 | 7 | 5336 |
| | 10933 | | 39 | 7668 | 7 | 3187 |
| ML-FM | 16076 | 4.34 | 56 | 6333 | 7 | 1339 |
| | 4996 | | 55 | 2595 | 7 | 886 |
| ML-AP | 16416 | 5.11 | 56 | 7155 | 7 | 1659 |
| | 4145 | | 51 | 2243 | 7 | 1147 |
| ML-AP+FM | 16609 | 6.85 | 56 | 7200 | 7 | 1903 |
| | 3024 | | 51 | 2077 | 7 | 1177 |
| Spectral | 55722 | 78.60 | 52 | 30113 | 7 | 5218 |
| | 43823 | | 48 | 32065 | 7 | 6672 |
| Sym ML-FM | 16515 | 1.71 | 56 | 6056 | 7 | 2877 |
| | 853 | | 37 | 583 | 7 | 161 |

Table 13: Communication pattern for memplus and its (transposed) preconditioner on eight processors.

| Method | Block Row | | | | Block Column | | | |
|-----------|-----------|----------|--------|--------|--------------|----------|--------|--------|
| | Min Rows | Max Rows | Min NZ | Max NZ | Min Cols | Max Cols | Min NZ | Max NZ |
| Natural | 204 | 3664 | 12279 | 12503 | 2009 | 2429 | 7242 | 36717 |
| | | | 1919 | 16158 | | | 9541 | 9551 |
| FM | 1694 | 2881 | 12144 | 12555 | 2097 | 2570 | 10355 | 13921 |
| | | | 8129 | 10467 | | | 9544 | 9549 |
| AP | 279 | 2944 | 12347 | 12587 | 2021 | 2408 | 10394 | 17749 |
| | | | 5637 | 10993 | | | 9541 | 9551 |
| ML-FM | 1961 | 2451 | 12196 | 12627 | 2135 | 2387 | 11464 | 14458 |
| | | | 8387 | 10664 | | | 9543 | 9549 |
| ML-AP | 1767 | 2563 | 12205 | 12658 | 2147 | 2484 | 11327 | 14373 |
| | | | 7844 | 10197 | | | 9543 | 9549 |
| ML-AP+FM | 1629 | 2600 | 12173 | 12621 | 2149 | 2444 | 10997 | 15092 |
| | | | 8121 | 10286 | | | 9543 | 9548 |
| Spectral | 264 | 3928 | 12269 | 12519 | 1909 | 3180 | 8474 | 21221 |
| | | | 3236 | 14676 | | | 9541 | 9551 |
| Sym ML-FM | 1749 | 2416 | 11410 | 14002 | 1749 | 2416 | 11439 | 13988 |
| | | | 8109 | 10342 | | | 7891 | 10455 |

Table 14: Block information for memplus and its (transposed) preconditioner on eight processors.

The number of nonzeros per block row is required to be nearly equal for memplus and likewise for the block columns of the transposed preconditioner.

We have also added a row for the *symmetric* ML-FM scheme in Chaco [20]. The scheme partitions the graph $G = (V, E)$ defined by $V = \{1, 2, \dots, n\}$, where n is the order of the matrix, and $(i, j) \in E$ if either a_{ij} , a_{ji} , m_{ij} , or m_{ji} is nonzero with an edge weight equal to the number of those entries that are nonzero. The weight of vertex i is equal to the number of nonzeros in row i of A plus the number of nonzeros in column i of M . The resulting symmetric matrix was converted into a weighted graph and partitioned by the multilevel partitioning routine in Chaco.

Because this process couples the structure of A and M , the partitioner is unable to balance them independently. Consequently, neither A nor M are well load balanced, as evidenced by the min and max nonzero values for rows of A and columns of M . Although the total work for performing both products is well balanced, this may be insufficient because a synchronization may be necessary in between the two products.

However, by weakening the load balance constraint in this manner, a much better partition is now found, leading to a significant reduction in communication cost. It is also worth noting that the run time of Chaco is decidedly less than that for the bipartite partitioning algorithms; there are two reasons for this. First, the bipartite graph has twice as many vertices, so the partitioning problem is larger. Second, some of the performance enhancing features in Chaco (principally lazy evaluation) are not currently in the bipartite partitioning code.

7. Conclusions

There are numerous algorithms requiring repeated parallel matrix-vector and matrix-transpose-vector multiplies with rectangular or structurally nonsymmetric sparse matrices. We outlined parallel matrix-vector multiply routines and demonstrated that their performance depends on the *partitioning* of the matrix. We showed that partitioning a rectangular or structurally nonsymmetric matrix corresponds to partitioning a bipartite graph. We also showed that the bipartite partitioning model can allow for simultaneous partitioning of a matrix and its explicit preconditioner. We then presented several methods for the bipartite graph partitioning problem: Alternating Partitioning, Kernighan-Lin/Fiduccia-Mattheyses, Spectral, and Multilevel.

We gave results for partitioning several large matrices arising from various applications. Overall, we found that the Multilevel methods usually work best. The best refinements seem to be either Fiduccia-Mattheyses or Alternating Partitioning plus Fiduccia-Mattheyses. The later is a little more expensive in terms of time. The Spectral method was by far the worst and failed to even converge on many problems.

A number of areas for future study exist. It is important to know if the theoretical gains in performance shown by our results hold in practice, so we are currently implementing the parallel matrix-vector multiply on various parallel architectures. The work on simultaneously partitioning a matrix and its explicit preconditioner can be extended further to the case where there is an explicit *factored* preconditioner. We also intend to optimize the research code we have been using for the partitioning by incorporating many of the enhancements available in the best codes for standard graph partitioning (e.g., lazy evaluation). Lastly, as the results from the Amatrix and we1998 matrices show, edge cuts may only loosely correlate with communication volume, and we plan to investigate alternative refinement strategies that target a more accurate metric for the communication cost.

Acknowledgements

One of the challenges of this problem was obtaining large matrices to work with. We have the following people to thank for providing us with data and/or data conversion utilities as well as helpful advice: Michele Benzi, Mike Berry, Iain Duff, Osni Marques, Karin Remington, Ed Rothberg, Mike Saunders, Matt St. John, Weichung Wang, and Houngyun Zha. We would like to acknowledge that the following conversion utilities were used: Harwell-Boeing I/O Routines in C (hbio1.0)⁵ and the mps2mat routine available in LIPSOL.⁶ Also, thanks to Al Geist for helpful discussions on the fine points of load balancing and to Eric de Sturler on preconditioning of iterative methods. We would like to further thank Michele Benzi for his useful comments on an earlier draft of this work.

8. References

- [1] S. T. BARNARD AND H. D. SIMON, *A fast multilevel implementation of recursive spectral bisection for partitioning unstructured problems*, Concurrency: Practice and Experience, 6 (1994), pp. 101-117.
- [2] M. BENZI AND M. TÛMA. Private Communication, 1998.
- [3] M. BENZI AND M. TÛMA, *A comparative study of sparse approximate inverse preconditioners*, Tech. Rep. LA-UR-98-0024, Los Alamos Natl. Lab., 1998.
- [4] M. W. BERRY, S. T. DUMAIS, AND G. W. O'BRIEN, *Using linear algebra for intelligent information retrieval*, SIAM Review, 37 (1995), pp. 573-595.
- [5] M. W. BERRY, B. HENDRICKSON, AND P. RAGHAVAN, *Sparse matrix reordering schemes for browsing hypertext*, in The Mathematics of Numerical Analysis, J. Renegar, M. Shub, and S. Smale, eds., vol. 32 of Lectures in Applied Mathematics, American Mathematical Society, 1996, pp. 99-122.
- [6] T. BUI AND C. JONES, *A heuristic for reducing fill in sparse matrix factorization*, in Proc. 6th SIAM Conf. Parallel Processing for Scientific Computing, SIAM, 1993, pp. 445-452.
- [7] H. CHOI AND D. B. SZYLD, *Application of threshold partitioning of sparse matrices to Markov chains*, in Proc. IEEE International Computer Performance and Dependability Symposium (IPDS'96), IEEE Computer Society Press, 1996, pp. 158-165.
- [8] T. H. CORMEN, C. E. LEISERSON, AND R. L. RIVEST, *Introduction to Algorithms*, MIT Press, Cambridge, MA, 1990.
- [9] I. DUFF. Private Communication, 1998.
- [10] C. M. FIDUCCIA AND R. M. MATTHEYSES, *A linear time heuristic for improving network partitions*, in Proc. 19th IEEE Design Automation Conf., 1982, pp. 175-182.
- [11] M. FIEDLER, *Algebraic connectivity of graphs*, Czechoslovak Mathematical J., 23 (1973), pp. 298-305.

⁵http://math.nist.gov/mcsd/Staff/KRemington/harwell_io/harwell_io.html

⁶<http://www.caam.rice.edu/~zhang/lipsol/>

- [12] R. FLETCHER, *Conjugate gradient methods for indefinite systems*, in Numerical Analysis Dundee 1975, G. A. Watson, ed., no. 506 in Lecture Notes in Mathematics, Springer-Verlag, Berlin, 1976, pp. 73-89.
- [13] R. W. FREUND AND N. M. NACHTIGAL, *QMR: A quasi-minimal residual method for non-Hermitian linear systems*, Numer. Math., 60 (1991), pp. 315-339.
- [14] M. GAREY, D. JOHNSON, AND L. STOCKMEYER, *Some simplified NP-complete graph problems*, Theoretical Computer Science, 1 (1976), pp. 237-267.
- [15] M. R. GAREY AND D. S. JOHNSON, *Computers and Intractability: A Guide to the Theory of NP-Completeness*, W. H. Freeman and Company, New York, 1979.
- [16] G. H. GOLUB AND C. F. VAN LOAN, *Matrix Computations*, The Johns Hopkins University Press, Baltimore, 2nd ed., 1989.
- [17] M. GROTE AND T. HUCKLE, *Parallel preconditioning with sparse approximate inverses*, SIAM J. Sci. Comput., 18 (1997), pp. 838-853.
- [18] M. HEGLAND, *Description and use of animal breeding data for large least squares problems*, Tech. Rep. TR-PA-93-50, CERFACS, Toulouse, France, 1993.
- [19] B. HENDRICKSON AND T. G. KOLDA, *Partitioning sparse rectangular matrices for parallel computations of Ax and $A^T v$* , in Proc. PARA98 Workshop on Applied Parallel Computing in Large Scale Scientific and Industrial Problems, to appear.
- [20] B. HENDRICKSON AND R. LELAND, *The Chaco user's guide, version 2.0*, Tech. Rep. SAND95-2344, Sandia Natl. Lab., Albuquerque, NM, 87185, 1995.
- [21] —, *An improved spectral graph partitioning algorithm for mapping parallel computations*, SIAM J. Sci. Stat. Comput., 16 (1995), pp. 452-469.
- [22] —, *A multilevel algorithm for partitioning graphs*, in Proc. Supercomputing '95, ACM, 1995.
- [23] B. HENDRICKSON, R. LELAND, AND S. PLIMPTON, *An efficient parallel algorithm for matrix-vector multiplication*, Int. J. High Speed Comput., 7 (1995), pp. 73-88.
- [24] A. HOFER, *Schätzung von Zuchtwerten feldgeprüfter Schweine mit einem Mehrmerkmals-Tiermodell*, PhD thesis, ETH-Zurich, 1990. Cited in [18].
- [25] G. KARYPIS AND V. KUMAR, *A fast and high quality multilevel scheme for partitioning irregular graphs*, Tech. Rep. 95-035, Dept. Computer Science, Univ. Minnesota, Minneapolis, MN 55455, 1995.
- [26] —, *Parallel multilevel graph partitioning*, Tech. Rep. 95-036, Dept. Computer Science, Univ. Minnesota, Minneapolis, MN 55455, 1995.
- [27] B. W. KERNIGHAN AND S. LIN, *An efficient heuristic procedure for partitioning graphs*, Bell System Technical J., (1970).
- [28] T. G. KOLDA, *Limited-Memory Matrix Methods with Applications*, PhD thesis, Applied Mathematics Program, Univ. Maryland, College Park, MD 20742, 1997.

- [29] —, *Partitioning sparse rectangular matrices for parallel processing*, in Proc. 5th Intl. Symposium on Solving Irregularly Structured Problems in Parallel (Irregular '98), to appear.
- [30] T. G. KOLDA AND D. P. O'LEARY, *Latent semantic indexing via a semi-discrete matrix decomposition*, in The Mathematics of Information Coding, Extraction and Distribution, G. Cybenko, D. P. O'Leary, and J. Rissanen, eds., IMA Volumes in Math. and Its Applics., Springer-Verlag, 1998.
- [31] —, *A semi-discrete matrix decomposition for latent semantic indexing in information retrieval*, ACM Trans. Information Systems, (to appear).
- [32] J. G. LEWIS AND R. A. VAN DE GEIJN, *Distributed memory matrix-vector multiplication and conjugate gradient algorithms*, in Proc. Supercomputing '93, IEEE Computer Society Press, 1993, pp. 484-492.
- [33] D. P. O'LEARY AND S. PELEG, *Digital image compression by outer product expansion*, IEEE Trans. Comm., 31 (1983), pp. 441-444.
- [34] J. O'NEIL AND D. B. SZYLD, *A block ordering method for sparse matrices*, SIAM J. Sci. Stat. Comput., 11 (1990), pp. 811-823.
- [35] C. C. PAIGE AND M. A. SAUNDERS, *LSQR: An algorithm for sparse linear equations and sparse least squares*, ACM Trans. Mathematical Software, 8 (1982), pp. 43-71.
- [36] A. POTHEN, H. D. SIMON, AND K.-P. LIOU, *Partitioning sparse matrices with eigenvectors of graphs*, SIAM J. Matrix Anal. Appl., 11 (1990), pp. 430-452.
- [37] E. ROTHBERG. Private Communication, 1998.
- [38] H. D. SIMON, *Partitioning of unstructured problems for parallel processing*, in Computing Systems in Engineering, no. 2/3, Pergamon Press, 1991, pp. 135-148.
- [39] R. S. TUMINARO, J. H. SHADID, AND S. A. HUTCHINSON, *Parallel sparse matrix vector multiply software for matrices with data locality*, Concurrency: Practice and Experience, 10 (1998), pp. 229-247.
- [40] D. W. VASCO, L. R. JOHNSON, AND O. MARQUES, *Global Earth structure: Inference and assessment*. Submitted to *Geophysical Journal International*, 1998.
- [41] D. W. VASCO AND O. MARQUES. Private communication, 1998.
- [42] C. WALSHAW, M. CROSS, AND M. EVERETT, *Mesh partitioning and load-balancing for distributed memory parallel systems*, in Proc. Parallel & Distributed Computing for Computational Mechanics, Lochinver, Scotland, 1997, B. Topping, ed., 1998.
- [43] W. WANG AND D. P. O'LEARY, *Adaptive use of iterative methods in interior point methods for linear programming*, Tech. Rep. CS-TR-3560, Dept. Computer Science, Univ. Maryland, College Park, MD 20742, 1995.

ORNL/TM-13657

INTERNAL DISTRIBUTION

- | | |
|--------------------|---------------------------------|
| 1-2. T. S. Darland | 10. T. Zacharia |
| 3-7. T. G. Kolda | 11. Laboratory Records - RC |
| 8. M. R. Leuze | 12-13. Laboratory Records Dept. |
| 9. E. Ng | 14. Central Research Library |
| | 15-16. OSTI |

EXTERNAL DISTRIBUTION

17. Daniel A. Hitchcock, Acting Director, Division of Mathematical, Information, and Computational Sciences, Department of Energy, ER-31, 19901 Germantown Road, Room E-230, Germantown, MD 20874-1290
18. Frederick A. Howes, Division of Mathematical, Information, and Computational Sciences, Department of Energy, ER-31, 19901 Germantown Road, Room E-236, Germantown, MD 20874-1290
19. David B. Nelson, Associate Director, Office of Computational and Technology Research, Department of Energy, ER-30, 19901 Germantown Road, Room E-219, Germantown, MD 20874-1290