

Possible higher order phase transition in large- N gauge theory at finite temperature

H. Nishimura,

Submitted to the Critical Point and Onset of Deconfinement - CPOD2017 Conference
to be held at Stony Brook, New York
August 07 - 11, 2017

Physics Department
Brookhaven National Laboratory

U.S. Department of Energy
USDOE Office of Science (SC), Nuclear Physics (NP) (SC-26)

Notice: This manuscript has been authored by employees of Brookhaven Science Associates, LLC under Contract No. DE-SC0012704 with the U.S. Department of Energy. The publisher by accepting the manuscript for publication acknowledges that the United States Government retains a non-exclusive, paid-up, irrevocable, world-wide license to publish or reproduce the published form of this manuscript, or allow others to do so, for United States Government purposes.

DISCLAIMER

This report was prepared as an account of work sponsored by an agency of the United States Government. Neither the United States Government nor any agency thereof, nor any of their employees, nor any of their contractors, subcontractors, or their employees, makes any warranty, express or implied, or assumes any legal liability or responsibility for the accuracy, completeness, or any third party's use or the results of such use of any information, apparatus, product, or process disclosed, or represents that its use would not infringe privately owned rights. Reference herein to any specific commercial product, process, or service by trade name, trademark, manufacturer, or otherwise, does not necessarily constitute or imply its endorsement, recommendation, or favoring by the United States Government or any agency thereof or its contractors or subcontractors. The views and opinions of authors expressed herein do not necessarily state or reflect those of the United States Government or any agency thereof.

Possible higher order phase transition in large- N gauge theory at finite temperature

Hiromichi Nishimura,¹ Robert D. Pisarski,² and Vladimir V. Skokov¹

¹*RIKEN/BNL Research Center, Brookhaven National Laboratory, Upton, NY 11973*

²*Department of Physics, Brookhaven National Laboratory, Upton, NY 11973*

Abstract

We analyze the phase structure of $SU(\infty)$ gauge theory at finite temperature using matrix models. Our basic assumption is that the effective potential is dominated by double-trace terms for the Polyakov loops. As a function of the temperature, a background field for the Polyakov loop, and a quartic coupling, it exhibits a universal structure: in the large portion of the parameter space, there is a continuous phase transition analogous to the third-order phase transition of Gross, Witten and Wadia, but the order of phase transition can be higher than third. We show that different confining potentials give rise to drastically different behavior of the eigenvalue density and the free energy. Therefore lattice simulations at large N could probe the order of phase transition and test our results.

I. INTRODUCTION

The phase structure of $SU(N)$ gauge theories is of fundamental importance. In finite-temperature pure gauge theory, the relevant order parameter is the Polyakov loop. It is therefore reasonable to study the phase transition as a function of an effective theory of thermal Wilson lines, as a type of matrix model.

At infinite N the problem can be simplified by writing the effective potential as a functional of the eigenvalue density [1], rather than as a function of $N - 1$ eigenvalues. The phase structure at infinite N becomes also interesting as various models show an exotic phase transition whose order is third. Gross, Witten and Wadia first showed that in lattice gauge theory in two dimensions, there is a third-order phase transition as a function of the coupling constant [2, 3]. Lattice gauge theory at strong coupling with heavy quarks also exhibits a third-order phase transition as a function of temperature [4, 5].

In this paper, we study a phase structure of $SU(\infty)$ gauge theory with an external field of the Polyakov loop as a type of matrix model. We show that depending on the type of confining potential, there is a continuous phase transition whose order is third or higher. This phase transition is a generalization of the Gross-Witten-Wadia (GWW) phase transition.

A. Polyakov loop at large N

The Polyakov loop, $\text{tr} L(\mathbf{x})$ where $L(\mathbf{x}) = \mathcal{P} \exp \left[ig \int_0^{1/T} d\tau A_0(\tau, \mathbf{x}) \right]$, is a Wilson loop along the temporal direction τ in the fundamental representation. Under center symmetry, the Polyakov loop transforms as $\text{tr} L \rightarrow z \text{tr} L$ where $z \in Z(N)$. After diagonalizing the Polyakov line by a gauge transformation, we denote the eigenvalues as θ_i where $L = \text{diag}(e^{i\theta_1}, \dots, e^{i\theta_N})$ with $\theta_1 + \theta_2 + \dots + \theta_N = 0$. Since there are $N - 1$ degrees of freedom in the group manifold of $SU(N)$, the Polyakov loop alone is not sufficient to describe the theory for $N > 2$. One can either take $N - 1$ independent eigenvalues or use the Polyakov loops that wind n times in the temporal direction,

$$\rho_n = \frac{1}{N} \text{tr} L^n. \quad (1)$$

The expectation values of all ρ_n with $n = 1, 2, \dots, N - 1$ form a complete set of order parameters for all possible symmetry breaking patterns of $Z(N)$.

In the large N limit, we use the notation $\theta_i = \theta(\frac{i}{N} - \frac{1}{2}) = \theta(x)$ with $-1/2 \leq x \leq 1/2$ [1] and write the Polyakov loop as

$$\rho_n = \frac{1}{N} \sum_{i=1}^N e^{in\theta_i} \rightarrow \int_{-\frac{1}{2}}^{\frac{1}{2}} dx \exp[in\theta(x)] = \int_{-\pi}^{\pi} d\theta \rho(\theta) e^{in\theta}, \quad (2)$$

where we have introduced the eigenvalue density, $\rho(\theta) = dx/d\theta$, in the last expression. The Polyakov loop thus becomes a functional of ρ . By definition the eigenvalue density has to satisfy two conditions, the non-negativity

$$0 \leq \rho(\theta), \quad (3)$$

and the normalization

$$1 = \int_{-\pi}^{\pi} d\theta \rho(\theta). \quad (4)$$

We will show in the next section that the non-negativity condition plays an essential role for the GWW phase transition.

B. Effective potential

We construct the effective potential of the Polyakov loop near T_d at large N based on a version of the semi-classical method. The potential consists of two parts:

$$V_{\text{eff}}(\rho_n) = V_{\text{pert}}(\rho_n) + V_{\text{nonpert}}(\rho_n), \quad (5)$$

where V_{pert} is the perturbative contribution, which breaks $Z(N)$ symmetry, and V_{nonpert} is the nonperturbative contribution, which keeps the theory in the confined phase below T_d . The perturbative contribution is computed up to two loops for any N [6]:

$$V_{\text{pert}} = - \sum_{n=1}^{\infty} d_n |\rho_n|^2 + \mathcal{O}(\lambda^2) \quad \text{with} \quad d_n = d_1 \frac{1}{n^d} \quad (6)$$

where $\lambda = g^2 N$ is the 't Hooft coupling, and d is the number of dimensions. The prefactor d_1 is positive and dimensionless, but the explicit form is irrelevant in this paper. The mass for each Polyakov loop ρ_n is negative, so the perturbative effective potential breaks $Z(N)$ symmetry maximally. On the other hand, the leading-order contribution to the nonperturbative part in the semi-classical approximation is unknown. It has to be such that it

gives positive mass to every Polyakov loop below T_d in order to prevent the spontaneous symmetry breaking. Therefore we consider the following form

$$V_{\text{nonpert}} = \sum_{n=1}^{\infty} c_n |\rho_n|^2 + \dots, \quad (7)$$

where $c_n > d_n$ below T_d . For finite N , we only need the first $\lfloor N/2 \rfloor$ terms, but for infinite N , it must contain infinite sum of the double-trace terms.

We now make another assumption. We assume that $Z(N)$ symmetry breaks completely at T_d so that the phase transition is driven by the Polyakov loop ρ_1 . Lattice simulations in three and four dimensions at large N support this assumption [7]. We add a quartic coupling b_1 as a next-leading term, as well as the external field h for ρ_1 . We write the effective potential near T_d as

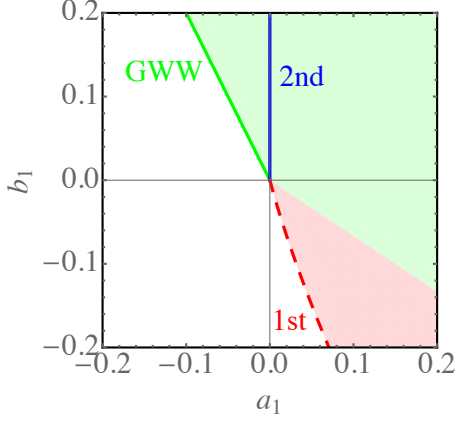
$$V_{\text{eff}} = \sum_{n=1}^{\infty} a_n |\rho_n|^2 + b_1 (|\rho_1|^2)^2 - h (\rho_1 + \rho_1^*) = \sum_{n=1}^{\infty} V_n(\rho_n). \quad (8)$$

where $a_n = c_n - d_n$. This form is nothing but the sum of Landau free energy V_n for each ρ_n , where $V_1 = a_1 |\rho_1|^2 + b_1 (|\rho_1|^2)^2 - h (\rho_1 + \rho_1^*)$ and $V_{n>1} = a_n |\rho_n|^2$. Naively, it appears that each loop is independent and there is no interaction between ρ_n and ρ_m for $n \neq m$. The non-negativity condition (3), however, constraints the eigenvalues of the Polyakov loop, and it couples all ρ_n , as we show in the next two sections.

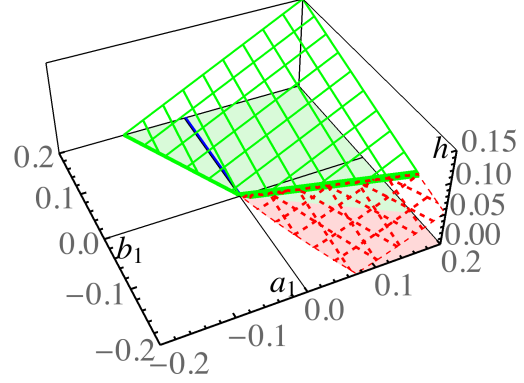
Equation (8) reduces to the original model of Gross, Witten and Wadia when $b_1 = 0$, $a_n = c_n = 1/n$, and $h = 1/g^2$. The strong-coupling lattice gauge theory in mean-field approximation essentially reduces down to the model of Gross, Witten and Wadia, as well as the perturbation theory in $S^3 \times S^1$ [8] although the perturbative contribution $-d_n$ is more complicated in this case. In matrix models, both the Haar measure type ($c_n = 1/n$) and the mass-deformation type ($c_n = 1/n^2$) have been studied in [9] and [10], respectively.

II. PHASE STRUCTURE

We construct a phase diagram based on Eq. (8). We assume that the deconfining transition temperature T_d defined at $h = 0$ is driven by the first Polyakov loop ρ_1 , so that $Z(N)$ symmetry is completely broken at T_d . We further assume that b_1 is small and constant near T_d and also that $a_{n>1} > 0$ near T_d so that the higher corrections for $\rho_{n>1}$ are not included.



(a) Without the external field, $h = 0$.



(b) With the external field, $h \geq 0$.

FIG. 1. Phase diagrams of $SU(\infty)$ pure Yang-Mills constructed from Eq. (8). The lines and meshed surfaces indicate phase transitions: Solid lines are model independent while the dashed lines mildly depend on the models. Here we have used the Vandermonde determinant type ($s = 1$). The green solid and red dashed meshed surfaces are the surfaces of GWW and first-order phase transitions, respectively. The critical first order is located at the origin where all three phase transitions meet.

We otherwise keep the coefficients a_n arbitrary in this section. The three parameters in $V_1(\rho_1)$, i.e., a_1 , b_1 and h , determine the phase structure as shown in Fig. 1

In the confined phase, all a_n are positive so that there is no spontaneous symmetry breaking of $Z(N)$. The confined phase is the region to the right of the 1st and 2nd order phase transition lines in Fig. 1a. As we increase the external field h , $Z(N)$ symmetry is explicitly broken, and the Polyakov loop ρ_1 grows monotonically with h , while all other Polyakov loops $\rho_{n>1}$ stay zero. The eigenvalue density can be then written as a Fourier series in terms of the moments

$$\rho(\theta) = \frac{1}{2\pi} (1 + 2\rho_1(h) \cos \theta) \quad (9)$$

where $-\pi \leq \theta \leq \pi$. There is a critical value of the external field h_c where $\rho_1(h_c) = 1/2$, above which this solution violates the nonnegative condition (3). Writing $\delta h = h - h_c$, we can express the free energy as [11]

$$F(h) = f_{\text{reg}}(h) + \begin{cases} 0 & \text{for } \delta h \leq 0 \\ v\delta h^r + \mathcal{O}(\delta h^{r+1}) & \text{for } \delta h > 0, \end{cases} \quad (10)$$

where v is an irrelevant constant, and f_{reg} is a smooth function of h . We argue in [11] that the exponent r is larger than two for any coefficients a_n , and thus the singular point

corresponds to a continuous phase transition whose order is larger than second. We call this transition a generalized Gross-Witten-Wadia (GWW) transition. The original model of Gross, Witten, and Wadia [2, 3], gives rise to the Vandermonde-determinant-type potential where $a_n = 1/n$, and the exponent r is three, i.e. the transition is third order.

The surface of the GWW phase transition where ρ_1 becomes $1/2$ can be found by expanding V_1 around $\rho_1 = 1/2$. We plot the GWW surface in Fig. 1b with the green solid meshed surface. The GWW surface is independent of the detail of the coefficients for the double trace terms. When b_1 is negative and $|b_1|$ sufficiently large, the phase transition becomes first order. The location of the first-order phase transition depends on the details of the coefficients a_n : here we plot the surface of first-order phase transition using the model based on the Vandermonde determinant ($s = 1$) indicated by the red dashed meshed surface in Fig. 1b.

Fig. 1a is the phase diagram with zero external field. The green and red shaded regions are the projections of the GWW and first-order phase transition surfaces onto the $h = 0$ plane, respectively. There is a second-order phase transition line where $a_1 = 0$ and $b_1 > 0$. At the origin $a_1 = b_1 = h = 0$, the first, second and higher order phase transition lines meet. At this point, the Polyakov loop ρ_1 jumps from 0 to $1/2$, as is typical of a first order phase transition, while the mass associated with ρ_1 becomes zero, as is typical of a second order phase transition. This point is termed as “critical first order” in [12].

III. MODELS

We now model the coefficients of effective potential a_n in Eq. (8) and confirm the general argument in the previous section. The coefficients of the double trace terms, $a_n = c_n - d_n$, consist of two parts: the perturbative contribution $-d_n$ (6) and the unknown nonperturbative contribution c_n . In the confined phase, c_n has to be larger than d_n for all n . A simple choice is to use

$$c_n = c_1(T/T_d) \frac{1}{n^s}, \quad (11)$$

where c_1 is a dimensionless function of T/T_d . We set $s \leq d$ and $c_1 > d_1$ below T_d , so that the phase transition happens at $c_1 = d_1$ for nonnegative b_1 . In this paper, we take $s = 1, 2, 3$, and 4. $s = 1$ and 2 are the type of confining potentials used in phenomenological models of QCD at finite temperature based on the Haar measure and the mass deformation,

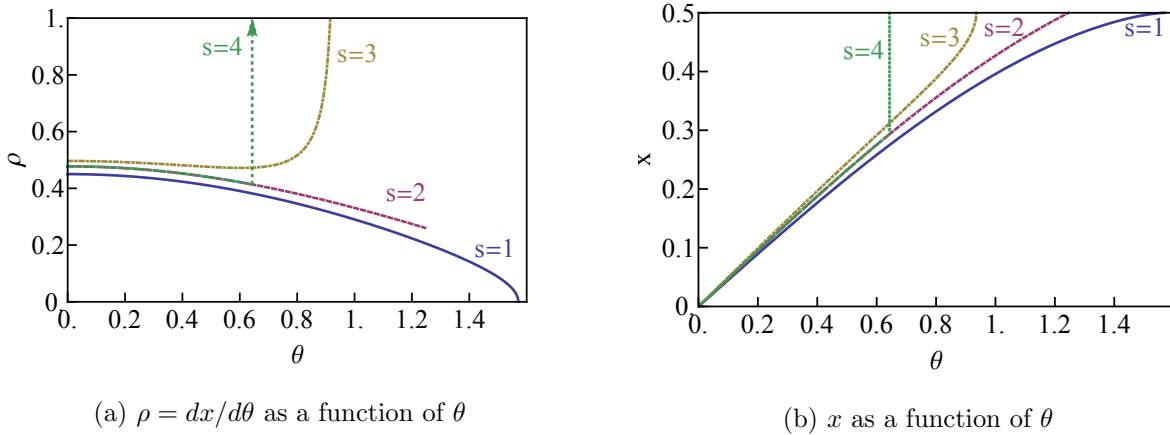


FIG. 2. The eigenvalue density above the GWW point, $h = 1$. The eigenvalue density changes depending on the coefficients of the double trace terms, $s = 1, 2, 3$, and 4 as shown in the left plot. The right plot shows x as a function of θ . The eigenvalues for $s = 4$ pile up at the end point for $\theta(x)$ with $x \geq x_0$. As a result, the eigenvalue density becomes the delta function at the endpoint $\pm\theta(x_0)$ as depicted by the arrow in the left plot. Note that $\rho(-\theta) = \rho(\theta)$ and $x(-\theta) = -x(\theta)$.

respectively [13]. On the other hand, the confining potential with $s = 4$ is based on the ghost dominance in the infrared regime [14], which gives rise to the so called inverted GPY-Weiss potential. Alternatively, one can think of the model as the mass deformation potential in $2s$ -dimensions or the inverse GPY-Weiss potential in s dimensions, but we do not specify dimensions and consider $s = 1, 2, 3$, and 4 with $d \geq s$ as simple examples.

In this paper, we set $d_1 = 0$ and $b_1 = 0$ in Eq. (8) and solve the model exactly. The exact solution can be then used to construct the full potential including b_1 and d_1 using the Legendre transform [11] following [9]. The equation of motion is then

$$h \sin \theta = \int_{-\pi}^{\pi} d\theta' \rho(\theta') \sum_{n=1}^{\infty} \frac{\sin(n\theta - n\theta')}{n^{s-1}}, \quad (12)$$

where we have set $c_1 = 1$ without loss of generality. We solve this equation under the two constraints, Eqs. (3) and (4). Below the GWW point $h \leq h_c = 1/2$, the solution for the equation of motion is given in Eq. (9) with $\rho_1 = h$ and $\rho_{n>1} = 0$. As discussed before, the solution is independent of the model. The free energy is given as $F = c_1 \rho_1^2(h) - 2h\rho_1(h) = -\frac{1}{4} - \delta h - \delta h^2$ where $\delta h = h - h_c$.

The eigenvalue density above the GWW point depends on models, but it can be solved exactly for $s = 1, 2, 3$ and 4. Above the GWW point, the eigenvalue density develops a gap

at the endpoints for all cases. It is given as

$$s = 1, 3: \quad \rho(\theta) = C_1 \cos \frac{\theta}{2} \left(\sin^2 \frac{\theta_0}{2} - \sin^2 \frac{\theta}{2} \right)^{1/2} + C_2 \cos^3 \frac{\theta}{2} \left(\sin^2 \frac{\theta_0}{2} - \sin^2 \frac{\theta}{2} \right)^{-1/2} \quad (13)$$

$$s = 2, 4: \quad \rho(\theta) = (1 - x_0) \frac{\delta(\theta - \theta_0) + \delta(\theta + \theta_0)}{2} + \frac{1}{2\pi} (1 + 2h \cos \theta) \quad (14)$$

where $C_1 + C_2 = 2h/\pi$. The density is defined only in the interval of $-\theta_0 \leq \theta \leq \theta_0$, and it is zero otherwise. The endpoint θ_0 is given implicitly as a function of h :

$$h = \frac{1}{2 \sin^2 \frac{\theta_0}{2}}, \quad \frac{\pi - \theta_0}{2 \sin(\pi - \theta_0)}, \quad -\frac{\ln(\sin \frac{\theta_0}{2})}{1 - \sin^2 \frac{\theta_0}{2}}, \quad \frac{(\pi - \theta_0)^3}{6 \sin \theta_0 + 6(\pi - \theta_0) \cos \theta_0} \quad (15)$$

for $s = 1, 2, 3$ and 4, respectively. The solution is the minimum of the potential if $C_1 = 2h/\pi$ for $s = 1$, while $x_0 = 1$ for $s = 2$. On the other hand, the solution satisfies the equation of motion only if $C_1 = (-1 + 3h + h \cos \theta_0) / (\pi + \pi \cos \theta_0)$ for $s = 3$, while $x_0 = (\theta_0 + 2h \sin \theta_0) / \pi$ for $s = 4$. The eigenvalue density above the GWW point is plotted in Fig. 2a when $h = 1$.

For $s = 4$, the eigenvalues $\theta(x)$ with $x_0/2 \leq x \leq 1/2$ become a single value $\theta_0 = \theta(x_0/2)$ as shown in Fig. 2b. Therefore θ is no longer an injective function of x , and the density becomes a delta function at the endpoints, as depicted by the arrow in Fig. 2a. Physically, the eigenvalue repulsion weakens as s increases, and the value of θ_0 for a fixed value of h becomes smaller. When $s = 4$ the repulsion is so weak that the eigenvalues pile up at the endpoints, and the density becomes delta function.

The free energy can be computed using the solutions above. It is given as in Eq. (10) with $f_{\text{reg}} = -\frac{1}{4} - \delta h - \delta h^2$ and $v = 4/3, 128\sqrt{3}/(35\pi), 8/3, 2560\sqrt{5}/(567\pi)$ for $s = 1, 2, 3$ and 4, respectively. The exponent is given as

$$r = \frac{5 + s}{2}. \quad (16)$$

The order of the discontinuity of the free energy with respect to h depends upon s : for $s = 1$ the third derivative is discontinuous; for $s = 2$ and 3, the fourth derivative; and for $s = 4$, the fifth derivative.

IV. CONCLUSIONS

We have considered an effective potential of the Polyakov loop in $SU(N)$ Yang-Mills theory at large N using a version of semi-classical argument. According to perturbation

theory, only the double trace of the Polyakov loop is present up to two loops. We assume that the double-trace terms dominate near the phase transition and argue that the effective potential takes the form given in Eq. (8) in the presence of the background field h coupled to the Polyakov loop ρ_1 . We have shown that there are at least three different types of phase transitions as shown in Fig. 1. Only the location of the first-order phase transition depends on the explicit form of the coefficients, while the locations of the other phase transitions are model independent. There is a large region in the parameter space where the phase transition is continuous but the order of phase transition is third or larger as depicted in the green solid meshed surface in Fig. 1b. We have called the surface of the phase transition the Gross-Witten-Wadia (GWW) surface; anywhere on this surface the Polyakov loop ρ_1 is $1/2$. Below the GWW point, the effective potential is simply a sum of simple Landau free energy for each ρ_n . At the GWW point, the Polyakov loop ρ_1 becomes $1/2$ and the simple Landau theory breaks down due to the nonnegativity constraint for the eigenvalue density. We have confirmed this general argument using specific models in Sec. III. Both the free energy and the eigenvalue density drastically change above the GWW point. Observing these behavior in lattice simulations at large N would be a benchmark for the GWW phase transition.

-
- [1] E. Brezin, C. Itzykson, G. Parisi and J. B. Zuber, Commun. Math. Phys. **59**, 35 (1978). doi:10.1007/BF01614153
 - [2] D. J. Gross and E. Witten, Phys. Rev. D **21**, 446 (1980). doi:10.1103/PhysRevD.21.446
 - [3] S. R. Wadia, Phys. Lett. **93B**, 403 (1980). doi:10.1016/0370-2693(80)90353-6
 - [4] F. Green and F. Karsch, Nucl. Phys. B **238**, 297 (1984). doi:10.1016/0550-3213(84)90452-8
 - [5] P. H. Damgaard and A. Patkos, Phys. Lett. B **172**, 369 (1986). doi:10.1016/0370-2693(86)90272-8
 - [6] A. Dumitru, Y. Guo and C. P. Korthals Altes, Phys. Rev. D **89**, no. 1, 016009 (2014) doi:10.1103/PhysRevD.89.016009 [arXiv:1305.6846 [hep-ph]].
 - [7] B. Lucini and M. Panero, Phys. Rept. **526**, 93 (2013) doi:10.1016/j.physrep.2013.01.001 [arXiv:1210.4997 [hep-th]].
 - [8] O. Aharony, J. Marsano, S. Minwalla, K. Papadodimas and M. Van Raamsdonk, Adv. Theor. Math. Phys. **8**, 603 (2004) doi:10.4310/ATMP.2004.v8.n4.a1 [hep-th/0310285].

- [9] A. Dumitru, J. Lenaghan and R. D. Pisarski, Phys. Rev. D **71**, 074004 (2005) doi:10.1103/PhysRevD.71.074004 [hep-ph/0410294].
- [10] R. D. Pisarski and V. V. Skokov, Phys. Rev. D **86**, 081701 (2012) doi:10.1103/PhysRevD.86.081701 [arXiv:1206.1329 [hep-th]].
- [11] H. Nishimura, R. D. Pisarski and V. V. Skokov, arXiv:1712.04465 [hep-th].
- [12] A. Dumitru, Y. Hatta, J. Lenaghan, K. Orginos and R. D. Pisarski, Phys. Rev. D **70**, 034511 (2004) doi:10.1103/PhysRevD.70.034511 [hep-th/0311223].
- [13] P. N. Meisinger, T. R. Miller and M. C. Ogilvie, Phys. Rev. D **65**, 034009 (2002) doi:10.1103/PhysRevD.65.034009 [hep-ph/0108009].
- [14] D. Zwanziger, Phys. Rev. D **65**, 094039 (2002) doi:10.1103/PhysRevD.65.094039 [hep-th/0109224].