

New approaches to provide feedback from nuclear and covariance data adjustment for effective improvement of evaluated nuclear data files

**ND2016 International Conference on
Nuclear Data for Science and Technology**

Giuseppe Palmiotti, Massimo Salvatores,
Mathieu Hursin, Ivo Kodeli, Fabrizio Gabrielli,
Andrew Hummel

November 2016

The INL is a
U.S. Department of Energy
National Laboratory
operated by
Battelle Energy Alliance



This is a preprint of a paper intended for publication in a journal or proceedings. Since changes may be made before publication, this preprint should not be cited or reproduced without permission of the author. This document was prepared as an account of work sponsored by an agency of the United States Government. Neither the United States Government nor any agency thereof, or any of their employees, makes any warranty, expressed or implied, or assumes any legal liability or responsibility for any third party's use, or the results of such use, of any information, apparatus, product or process disclosed in this report, or represents that its use by such third party would not infringe privately owned rights. The views expressed in this paper are not necessarily those of the United States Government or the sponsoring agency.

New approaches to provide feedback from nuclear and covariance data adjustment for effective improvement of evaluated nuclear data files

Giuseppe Palmiotti^{1,*}, Massimo Salvatores¹, Mathieu Hursin², Ivo Kodeli³, Fabrizio Gabrielli⁴, and Andrew Hummel¹

¹ Idaho National Laboratory, 2525 Fremont Ave. P.O. Box 1625, Idaho Falls, ID 83415-3860, USA

² Paul Scherrer Institut, Würenlingen, Switzerland

³ Jožef Stefan Institute, Ljubljana, Slovenia

⁴ Karlsruhe Institute of Technology, Karlsruhe, Germany

Abstract. A critical examination of the role of uncertainty assessment, target accuracies, role of integral experiment for validation and, consequently, of data adjustments methods is underway since several years at OECD-NEA, the objective being to provide criteria and practical approaches to use effectively the results of sensitivity analyses and cross section adjustments for feedback to evaluators and experimentalists in order to improve without ambiguities the knowledge of neutron cross sections, uncertainties, and correlations to be used in a wide range of applications and to meet new requirements and constraints for innovative reactor and fuel cycle system design. An approach will be described that expands as much as possible the use in the adjustment procedure of selected integral experiments that provide information on “elementary” phenomena, on separated individual physics effects related to specific isotopes or on specific energy ranges. An application to a large experimental data base has been performed and the results are discussed in the perspective of new evaluation projects like the CIELO initiative.

1 Introduction

In the last decade there has been a growing research activity in the field of nuclear data for applications, due a growing awareness of a series of new challenges and possibly new paradigms in order to meet new requirements and constraints when approaching new reactor system design. The major driving forces have been:

- New reactor systems initiatives (like Generation IV), and, in parallel, proposals to meet waste management issues using innovative reactor systems as ADS or Fusion-Fission Hybrids.

- In both cases, it became clear at very early stages of research that the associated fuel cycle challenges were crucial and that in many cases their feasibility assessment could point out to drastic show stoppers.

- Also, during this decade, even with hesitations, mostly financing related, and even accounting for the impact of the Fukushima accident, a number of innovative projects, besides a revival of new “standard” power plants implementation, in particular in Asia, have been started in different areas, with the common purpose to facilitate a future more robust development of nuclear energy: the TerraPower TWR, the French ASTRID fast reactor, a number of SMR designs, a revival of interest for the Thorium cycle and molten salts reactors.

For all these initiatives, there is a common understanding of the need of improved and carefully validated calculation methods and data.

As far as nuclear data, a critical examination of the role of uncertainty assessment, target accuracies, role of integral experiment for validation and, consequently, of data adjustments methods is underway since several years in the frame of successive OECD-NEA WPEC subgroups. Subgroup 26 [1] was the starting point to promote data covariance development, to allow meaningful uncertainty analysis and target accuracy requirements; Subgroup 33 [2] has succeeded in providing a deeper understanding of nuclear data and associated covariance adjustment methods, the role of integral experiment uncertainties and of their application. The ongoing WPEC subgroup 39 [3] is intended to provide criteria and practical approaches to use effectively the results of sensitivity analyses and neutron cross section adjustments for feedback to evaluators and differential measurement experimentalists in order to improve without ambiguities the knowledge of neutron cross sections, uncertainties, and correlations to be used in a wide range of applications.

2 A new approach using an ad-hoc enlarged integral data base

* Corresponding author: Giuseppe.Palmiotti@inl.gov

An approach has been envisaged that expands as much as possible the use of selected integral experiments in the adjustment procedure that provide information on “elementary” phenomena, on separated individual physics effects related to specific isotopes or on specific energy ranges. In practice, in order to complement and support the new evaluation effort of the WPEC CIELO Subgroup [4], most of the elementary experiments that have been selected and added to the extended adjustment provide high sensitivities to neutron cross sections of the five priority CIELO isotopes: ^{16}O , ^{56}Fe , ^{235}U , ^{238}U , and ^{239}Pu .

In order to enlarge the “classical” set of integral experiments (criticality, reaction rates, and reactivity coefficients) in the fast energy range, the following more focused experiments are used:

- Experiments providing selective information on inelastic, elastic, fission, and capture data (SEG experiments with ad-hoc tailored adjoint energy shape, [5]); FCA-IX experiments [6] with systematic variation of the spectrum hardness. Separated isotope sample irradiation experiments have been already widely used in past adjustments [7];

- Experiments with enhanced sensitivity to the actinide cross sections in the energy range ≤ 1 keV : k_{∞} , reaction rates, void reactivity measurements performed at the PROTEUS facility in the frame of a High Conversion LWR validation program, [8];

- Experiments with enhanced capture data sensitivity in the range from few hundred eV to 1 eV (MANTRA irradiation experiments at ATR with appropriate filters to tune the spectrum at the irradiation position, [9]);

- Experiments providing specific feedbacks on elastic and inelastic cross sections of structural materials (ASPIS-IRON88 neutron propagation experiment in Fe, [10]).

In order to understand the potential role of these new experiments, sensitivity analysis has been performed for each new integral parameter. Examples are given in figures 1 to 5.

As expected, the sensitivity profiles confirm the potential role of these experiments for specific reactions and energy regions and can help to discriminate between, e.g., inelastic and capture cross sections.

Table I summarizes the full set of experiment (124) that have been used (facility, configuration, type of experiments performed). The description and/or the references of the experiments used in past adjustments can be found in [7]. New experiments are indicated with a * symbol.

3 Statistical Adjustment

The statistical adjustment was performed using the method described in [2] and widely used in previous studies. This method has been shown to be equivalent to similar adjustment method, as shown by the extensive comparison of [2].

The multigroup neutron cross section adjustment has been carried out using ENDF/B-VII.0 data files and

COMMARA 2.0 covariance matrix [11], plus elastic anisotropy from JENDL-4 for the CIELO isotopes.

The initial set of more than 200 integral experimental quantities has been analyzed by using the best calculation tools available, mostly Monte Carlo, as described in [7], in order to provide C/E and associated calculation and experimental uncertainties and correlations. The correlations were obtained using the approach described in [7].

Table I. Experiments used in the adjustment.

Facility	Experiment	Type of experiment	Number of experim.
LANL Small criticals	GODIVA, JEZEBEL, BIGTEN, Np SPHERE	K_{eff} , reaction rate ratios	17
ZPR/ZPPR	ZPR6/7 ; ZPR3/53 and 54 ZPR9-34 ZPPR-9 ZPPR-10 ZPPR-15	K_{eff} ; void reactivity, central control rod Fission and capture rate ratios major actinides Flux radial distribution slopes	19
MASURCA	CIRANO COSMO	K_{eff} ; reaction rate ratios (major and minor actinides)	9
PHENIX	PROFIL1 ; PROFIL2 ; TRAPU	Separated isotope irradiations: major, minor actinides, fission products. Variable actinide content pins	36
ATR	MANTRA*	Separated isotope irradiations: major and minor actinide isotopes	3
PROTEUS	HCLWR phase II *	K_{∞} ; void reactivity; reaction rate ratios	8
SEG	SEG5 ; SEG6 *	Sample reactivity worths	2
ASPIS	IRON88 *	Foil detectors at several radial positions	11
JOYO		K_{eff}	1
FCA	FCA-IX*	Reaction rate ratios	18

A larger initial set of data was reduced to 124 experimental values based on several considerations, i.e. duplications, sensitivities, inconsistency after adjustment, experimental uncertainties, etc.

A total of 45 isotopes including major and minor actinides, fission products (FP), structural, coolant, and light isotopes were adjusted.

A 33 energy group structure was adopted (shown in Table II) and sensitivity coefficients were calculated. Generalized Perturbation Theory (GPT) was used for static integral parameters and Time Dependent Perturbation Theory (TDPT) for isotope build up.

The result of the adjustment is a strong reduction of the original (E-C)/C values, associated to cross section adjustments (see later on) with a generalized reduction of the initial cross section uncertainties. The statistical χ^2 (=0.982) tests indicate an overall reliability of the adjustment. The most significant (E-C)/C reductions are show in Table III and Table IV (devoted to fission products related experiments).

The reductions of the (E-C)/C discrepancy are related to specific nuclear data changes. A few examples of the major contributions in selected cases are given in Tables

V-VII. This type of analysis allow understanding the role of individual experiments and, hopefully, to underline their complementary.

Table II. 33 energy group structure(eV). Lower energy boundary $1.1 \cdot 10^{-4}$ eV.

Group	Up Ener.	Group	Up Ener.	Group	Up Ener.
1	$1.96 \cdot 10^7$	12	$6.74 \cdot 10^4$	23	$3.04 \cdot 10^2$
2	$1.00 \cdot 10^7$	13	$4.09 \cdot 10^4$	24	$1.49 \cdot 10^2$
3	$6.07 \cdot 10^6$	14	$2.48 \cdot 10^4$	25	$9.17 \cdot 10^1$
4	$3.68 \cdot 10^6$	15	$1.50 \cdot 10^4$	26	$6.79 \cdot 10^1$
5	$2.23 \cdot 10^6$	16	$9.12 \cdot 10^3$	27	$4.02 \cdot 10^1$
6	$1.35 \cdot 10^6$	17	$5.53 \cdot 10^3$	28	$2.26 \cdot 10^1$
7	$8.21 \cdot 10^5$	18	$3.35 \cdot 10^3$	29	$1.37 \cdot 10^1$
8	$4.98 \cdot 10^5$	19	$2.03 \cdot 10^3$	30	$8.32 \cdot 10^0$
9	$3.02 \cdot 10^5$	20	$1.23 \cdot 10^3$	31	$4.00 \cdot 10^0$
10	$1.83 \cdot 10^5$	21	$7.49 \cdot 10^2$	32	$5.40 \cdot 10^{-1}$
11	$1.11 \cdot 10^5$	22	$4.54 \cdot 10^2$	33	$1.00 \cdot 10^{-1}$

Table III. Most significant (E-C)/C reduction for selected experiments.

Experiment	Initial (E-C)/C %	Final (E-C)/C %	Experiment	Initial (E-C)/C %	Final (E-C)/C %
ZPR3-54 K_{eff}	-1.188	0.017	BIGTEN F28/F25	5.6	0.6
ZPR3-53 K_{eff}	-0.915	-0.028	BIGTEN F37/F25	3.4	-0.4
ZPR9-34 K_{eff}	-0.874	-0.007	BIGTEN F49/F25	2.6	0.9
PROTEUS Void Coef.	480.0	2.3	COSMO F28/F25	1.626	-0.76
PROTEUS-C8 k_{eff}	3.950	1.881	FCA-IX-7 F53/F49	6.7	-2.2
PROTEUS-C8 C42/F49	-10.7	0.07	FCA-IX-1 F53/F49	8.7	0.0
PROTEUS-C8 F25/F49	-2.2	-0.4	FCA-IX-6 F53/F49	10.2	2.8
TRAPU Cm243 Build-up	107.0	0.07	FCA-IX-7 F51/F49	7.0	1.5
PROFIL1 ^{238}Pu in ^{239}Pu sample	32.8	8.3	FCA-IX-1 F51/F49	5.5	0.5
PROFIL2 ^{245}Cm in ^{244}Cm sample	-8.7	1.9	FCA-IX-6 F51/F49	7.6	4.1
PROFIL1 ^{243}Am in ^{242}Pu sample	-5.6	0.8	FCA-IX-7 F42/F49	-4.5	-2.2
PROFIL1 ^{240}Pu in ^{239}Pu sample	10.3	5.5	FCA-IX-6 F42/F49	-3.5	0.6
PROFIL2 ^{238}Pu in ^{237}Np sample	6.7	3.3	ASPIS-FE-88 Al (n, α)A7	-25.9	1.6
Np Sphere K_{eff}	0.562	0.247	ASPIS-FE-88 S(n,p) A12	6.5	0.2
SEG6 Fe sample	5.5	3.0	ASPIS-FE-88 Rh(n, n')A14	-9.0	1.1
Godiva F28/F25	4.7	0.5	ASPIS-FE-88 Rh(n, n')A7	-5.1	1.5

The data in Table V show the contributions of nuclear data to the reduction of k_{eff} (E-C)/C depending on the core major constituents and the type of neutron spectrum. In fact, ZPR9-34 is a U/Fe assembly with SS reflector while ZPR3-53 is a Pu/C/SS assembly with U blanket. However, in both cases the adjustment of the fission spectra plays an important role.

Table VI shows the results for two experiments strongly dependent on Fe-56 data. Both have large sensitivities to elastic and inelastic cross sections but in complementary way, the ASPIS-IRON88 S(n,p) neutron propagation detection experiment being more sensitive to higher energy data with respect to the SEG6 Fe sample reactivity measurement

Finally, Table VII indicates the improvement of the reaction rate ratio F53/F49 obtained in the FCA IX experiments: the harder spectrum in the FCA IX-6

experiment show the effects of the ^{243}Am fission cross section variations and some spectrum modification effects associate to inelastic cross section variations, while the FCA IX-1 softer spectrum experiment shows some effects related to low energy ^{239}Pu fission cross section variation. Also in the case of the FCA experiments, adjustments of the fission spectra are significant.

4 Feedback on nuclear data

As far as cross section adjustments, the most significant trends are indicated below and shown in Figs 6-13:

- ^{16}O : Significant elastic cross section decrease (~6% and outside current standard deviation) and some impact on P_1 scattering.

▪ ⁵⁶Fe: Systematic increase of capture cross section (higher at low energy) at 1.23 keV resonance a 5% - 6% increase is observed. No major change in inelastic and some change in P₁

▪ ²³⁵U: little changes in capture. Significant decrease of χ below 500 KeV. P₁ elastic decreases between 800 and 100 KeV. Systematic decrease of inelastic (with respect to ENDF/B-VII.0).

▪ ²³⁸U: decrease of capture (~4% average from 25 KeV to 1 KeV) of inelastic ~5-10%. Change in shape of χ . Significant increase of the P₁ component (200 KeV to 5 KeV).

▪ ²³⁹Pu: Significant increase (~10%) of capture from 10 KeV to 1 KeV; some also at thermal energies. Significant decrease of fission (average ~4%) below ~1 KeV (also at thermal energies). Change in shape of inelastic (significant). No significant change in χ . Large change of n, 2n (~+30% from 10 to 6 MeV).

An important feature of the adjustment is the generalized reduction of uncertainties (see e.g. Figs. 14 and 15) for standard deviations. Regarding the significant reduction in uncertainty due to also the introduction of negative cross correlations, Table VIII show the uncertainties for some selected experiments before and after adjustments.

In general, fission spectrum adjustments (not attempted before) have a very large impact in the adjustment.

For small critical experiments (JEZEBEL, FLATTOP, BIGTEN) there are many compensations among χ , fission, and inelastic data for the major actinides. Similar compensations are also found in large critical experiments (JOYO, ZPR-6/7, ZPR-9/34, ZPR-3/53 and /54) with some contribution coming from the ²³⁸U capture too.

As far as the new selected experiments, it has been found significant effects: a) FCA experiments are sensitive to inelastic cross sections and fission spectrum, which allow a change in spectrum; b) The reduction of the significant C/E discrepancy on the PROTEUS void reactivity is due to many competing effects: in particular, the low energy data of ²³⁹Pu and ²⁴¹Pu play an important role; c) adjoint tailored experiments show clearly the role of ²³⁸U inelastic (SEG6 steep adjoint) and ⁵⁶Fe elastic and inelastic (SEG5-6); d) the ASPIS-IRON88 experiments impact, as expected, the ⁵⁶Fe capture, elastic, and inelastic cross sections.

Table IV. Most significant (E-C)/C reduction for fission product related experiments.

Experiment	Initial (E-C)/C %	Final (E-C)/C %
PROFIL1 ¹⁰⁶ Pd in ¹⁰⁵ Pd sample	17.9	4.8
PROFIL1 ¹⁰² Ru in ¹⁰¹ Ru sample	-9.4	3.4
PROFIL2 ¹⁵² Sm in ¹⁵¹ Sm sample	-10.0	1.7
PROFIL1 ¹³⁴ Cs in ¹³³ Cs sample	13.7	4.3
PROFIL2 ¹⁵⁴ Eu in ¹⁵³ Eu sample	9.7	1.6
PROFIL2 ¹⁰⁷ Pd in ¹⁰⁶ Pd sample	6.7	1.7
PROFIL1 ⁹⁶ Mo in ⁹⁵ Mo sample	-3.2	1.2

Finally, clear indications for the improvement of some FP capture cross sections (¹⁰⁵Pd, ¹⁰¹Ru, ¹⁵¹Sm, ¹³³Cs, ¹⁵³Eu, ¹⁰⁶Pd, and ⁹⁵Mo) have been pointed out.

Table V. Contribution to parameter change by adjusted data (%) to ZPR9-34 and ZPR3-53 experiments.

ZPR9-34 k _{eff}				ZPR3-53 k _{eff}			
Isotope	Reaction	Energy Group	Contribution %	Isotope	Reaction	Energy Group	Contribution %
²³⁵ U	χ	3	0.37	²³⁹ Pu	χ	3	-0.264
		4	0.95			4	-0.144
		5	0.25			5	0.140
		6	-0.22			6	0.191
		7	-0.34			7	0.115
		8	-0.38		fission	20	-0.087
		9	-0.27			21	-0.083
		10	-0.15		capture	16	-0.091
11	-0.08	17	-0.113				
⁵⁶ Fe	capture	7	-0.07		²³⁸ U	χ	2
		20	-0.12	3			-0.329
	elastic	7	0.10	4			-0.088
		8	0.11	5			0.131
		9	0.10	6			0.139
		10	0.10	7			0.098
Total		-0.867%	Total		-0.887%		

Table VI. Contribution to parameter change by adjusted data (%) to SEG6 and ASPIS-88 experiments.

SEG6 Fe sample				ASPIS-88 S(n,p) A14			
Isotope	Reaction	Energy Group	Contribution %	Isotope	Reaction	Energy Group	Contribution %
⁵⁶ Fe	elastic	5	-0.13	⁵⁶ Fe	elastic	2	0.14
		6	-0.06			3	1.65
		7	0.17			4	8.00
		8	0.11			5	7.28
		9	0.10		P1 elastic	3	0.08
		10	0.09			inelastic	1
		11	0.13		2		-0.52
		12	0.12		3		-2.33
		13	0.12		4		-2.48
		capture	7		0.10		5
	8		0.06	²³⁵ U	χ	1	-0.61
	inelastic	3	0.24			2	-0.30
		4	0.12			3	1.08
		5	0.68			4	1.90
		6	0.40			5	0.10
Total change		2.4%		Total change		7.4%	

Table VII. Contribution to parameter change by adjusted data (%) to FCA IX-6 and FCA-6 experiments.

FCA IX-6 F53/F49				FCA IX-1 F53/F49			
Isotope	Reaction	Energy Group	Contribution %	Isotope	Reaction	Energy Group	Contribution %
²⁴³ Am	fission	2	0.16	²⁴³ Am	fission	2	0.13
		3	0.65			3	0.57
		4	1.62			4	1.47
		5	1.97			5	2.17
		6	0.78			6	0.75
²³⁵ U	χ	3	0.16	²³⁵ U	χ	3	0.33
		4	0.47			4	0.68
		7	0.28			7	0.33
		8	0.36			8	0.39
		9	0.23			9	0.26
	inelastic	4	0.16	10	0.14		
		5	0.21	19	0.15		
		6	0.21	20	0.17		
	²³⁸ U	inelastic	6	0.22	²³⁹ Pu	fission	21
⁵⁶ Fe	inelastic	5	-0.15	23			0.22
Total change		7.3%		Total change		8.7%	

5 Conclusions

An extended adjustment has been carried out adding “elementary type” of experiments often intended for specific reactions and energy ranges of the 5 isotopes of interest of the CIELO initiative, namely ^{16}O , ^{56}Fe , ^{235}U , ^{238}U , and ^{239}Pu . Adjustments were also provided for a number of important FP isotopes.

The down selection of experiments (eliminating experiments probably affected by systematic errors or with conflicting C/E values or also with unrealistically low uncertainties) together with the introduction of a significant new integral data base, has allowed to produce adjustments with an excellent level of statistical reliability.

Feedback has been provided for the 5 isotopes selected as priority in the CIELO initiative: some

discrepancies are observed with the current proposed CIELO evaluations for some reactions of all the 5 isotopes. It is suggested to perform a further examination of the associated evaluations.

An important result of the present study is that major uncertainty reductions are observed for most isotopes.

As for possible future steps, especially in view of new method developments that are underway (e.g. PIA [12], continuous energy adjustment), and most importantly for avoiding, as far as possible, compensations, it is very important that reliable and improved covariance data are provided by the evaluation community.

In particular there are still missing important data in covariance matrix data: some fission spectra, the P_1 moment of elastic scattering for most isotopes, secondary energy distribution for inelastic cross sections

(multigroup transfer matrix), cross correlations (reactions and isotopes), and delayed data (nubar and fission spectra).

In the future, finer energy grids and eigenvalue decomposition of the covariance matrix will be welcome.

Finally, it is confirmed the essential role played by integral experiments, if the new criteria developed within

the WPEC expert subgroups 33 and 39 for their selection are systematically applied.

Acknowledgements: This submitted manuscript was authored by a contractor of the U.S. Government under DOE Contract No. DE-AC07-05ID14517.

Table VIII. Uncertainty reduction for selected experiments.

Experiment	Initial Uncertainty %	Final Uncertainty %	Experiment	Initial Uncertainty %	Final Uncertainty %
ZPR3-54 K_{eff}	1.092	0.149	BIGTEN F28/F25	13.62	0.81
ZPR3-53 K_{eff}	0.760	0.095	BIGTEN F37/F25	7.71	0.95
ZPR9-34 K_{eff}	2.433	0.108	BIGTEN F49/F25	1.024	0.39
PROTEUS Void Coef.	115.9	6.411	COSMO F28/F25	6.0	0.86
PROTEUS-C8 k_{eff}	2.110	0.227	FCA-IX-7 F53/F49	11.62	1.5
PROTEUS-C8 C42/F49	19.11	2.312	FCA-IX-1 F53/F49	9.19	1.5
PROTEUS-C8 F25/F49	1.051	0.424	FCA-IX-6 F53/F49	9.08	1.5
TRAPU Cm243 Build-up	49.19	3.64	FCA-IX-7 F51/F49	7.40	1.15
PROFIL1 ^{238}Pu in ^{239}Pu sample	16.43	7.59	FCA-IX-1 F51/F49	3.40	1.17
PROFIL2 ^{245}Cm in ^{244}Cm sample	33.42	2.16	FCA-IX-6 F51/F49	2.63	1.06
PROFIL1 ^{243}Am in ^{242}Pu sample	17.75	2.20	FCA-IX-7 F42/F49	4.93	1.23
PROFIL1 ^{240}Pu in ^{239}Pu sample	4.66	1.33	FCA-IX-6 F42/F49	4.42	1.14
PROFIL2 ^{238}Pu in ^{237}Np sample	4.20	2.27	ASPIS-FE-88 Al (n, α)A7	62.66	5.11
Np Sphere K_{eff}	1.028	0.287	ASPIS-FE-88 S(n,p) A12	20.42	4.98
SEG6 Fe sample	4.37	1.51	ASPIS-FE-88 Rh(n, n')A14	22.79	4.01
Godiva F28/F25	4.43	1.06	ASPIS-FE-88 Rh(n, n')A7	17.61	3.92

References

1. “Uncertainty and Target Accuracy Assessment for Innovative Systems Using Recent Covariance Data Evaluations”, International Evaluation Co-operation 26, NEA/WPEC-26, OECD/NEA, Paris (2008).
2. M. Salvatores et al., “Methods and Issues for the Combined Use of Integral Experiments and Covariance Data: Results of a NEA International Collaborative Study,” Nucl. Data Sheets **118**, 38 (2014).
3. “Methods and approaches to provide feedback from nuclear and covariance data adjustment for improvement of nuclear data files”, International Evaluation Co-operation, NEA/WPEC-39, OECD/NEA, ongoing
4. M. Chadwick et al., “The CIELO Collaboration: Neutron Reactions on ^1H , ^{16}O , ^{56}Fe , ^{235}U , and ^{239}Pu ”, Nucl. Data Sheets, **118**, P. 1-25, (2014)
5. K. Fahrman, D. Albert, H. U. Barz, K. Dietze, W. Hansen, D. Hedderich, G. Huttel, H. Krause, E. Lehmann, B. Osmera, W. Vogel, “Der Einsatz des Rossendorfer Rinzonenreaktors für Untersuchungen zur Physik Schneller Reaktoren”, Kernenergie, volume (25/2), pp. 464- 471, 1982.
6. M. Fukushima et al. “Fission Rate Ratios of FCA-IX Assemblies as Integral Experiment for Assessment of TRU’s Fission Cross Sections” WONDER-2015 – 4th International Workshop on Nuclear Data Evaluation for Reactor applications, 2016
7. G. Palmiotti et al., “Combined Use of Integral Experiments and Covariance Data,” Nucl. Data Sheets **118**, 596 (2014)
8. G. Perret et al. Toward Reanalysis of the Tight-Pitch HCLWR-PROTEUS Phase II Experiments, WONDER-2015 – 4th International Workshop on Nuclear Data Evaluation for Reactor applications, 2016
9. G. Youinou, et al., “MANTRA: An Integral Reactor Physics Experiment to Infer Actinide The Neutron Capture Cross Sections Of Actinides And Fission Products In Fast And Epithermal Spectra”, Nuclear Data Sheets, **119** (2014) 169–172.
10. I. Kodeli, G. Žerovnik, A. Milocco, Examples of Use of SINBAD Database for Nuclear Data and Code Validation, Proc. ICRS13-RPSD2016 Conf., Paris, Oct. 3-6, 2016. “Assessment of Existing Nuclear Data Adjustment Methodologies”, International Evaluation Cooperation, Intermediate Report of WPEC Subgroup 33,

NEA/NSC/WPEC/DOC (2010)429, OECD/NEA, Paris, 2011.

11. M.W. Herman et al., "COMMARA-2.0 Neutron Cross Section Covariance Library," Report BNL-94830-2011, Brookhaven National Laboratory (2011).

12. G. Palmiotti, M. Salvatores, "PIA and REWIND: Two New Methodologies for Cross Section Adjustment", submitted to M&C 2017, April 2017, Jeju, Korea.

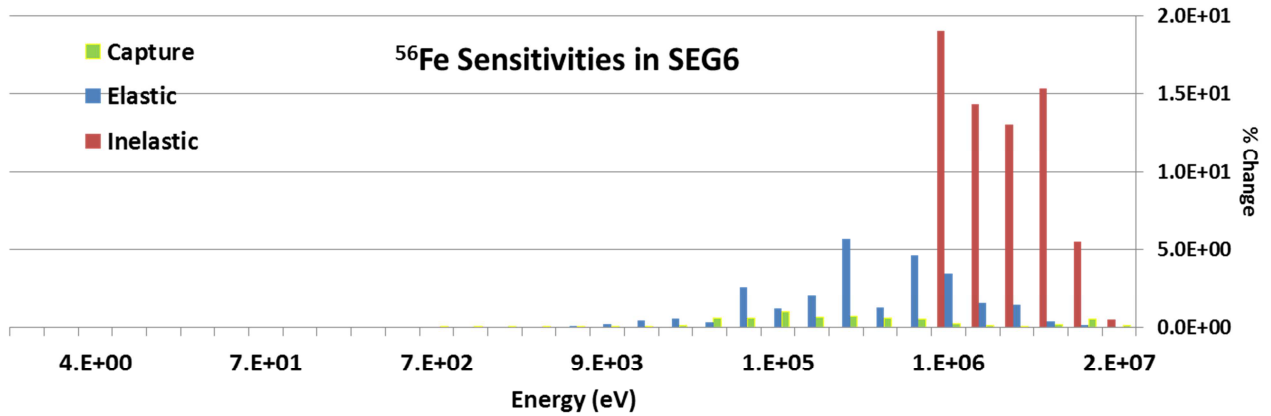


Fig.1. Examples of sensitivity profiles in SEG

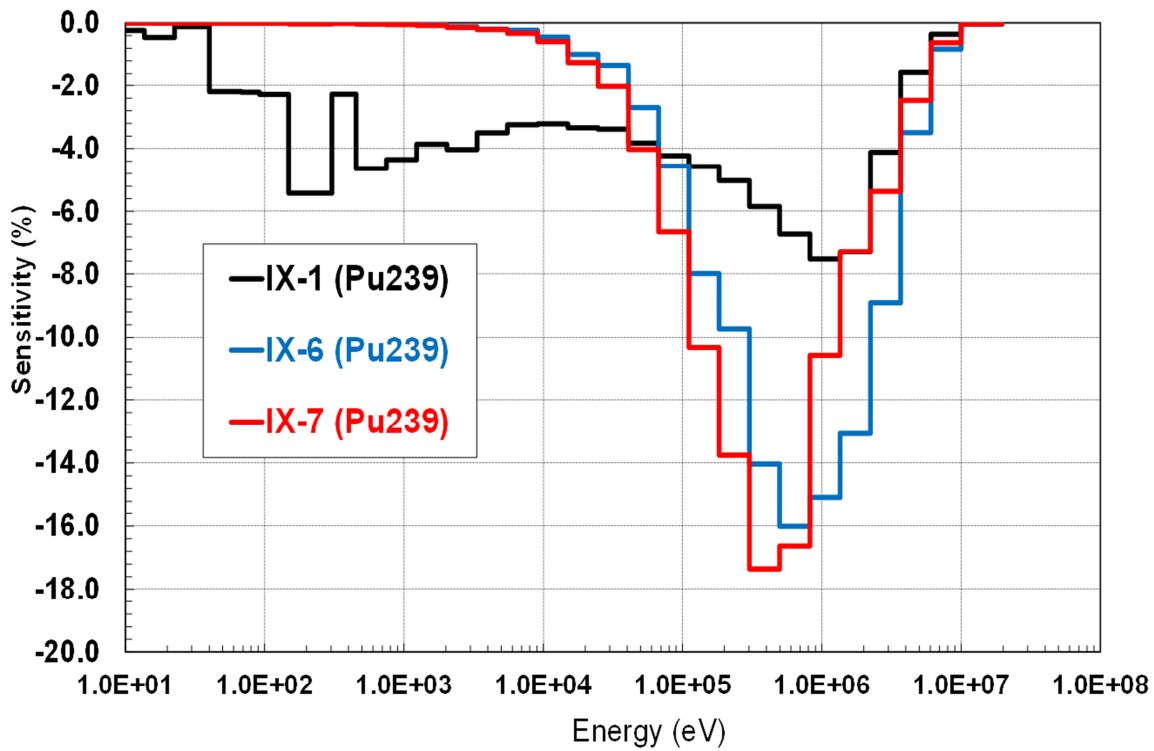
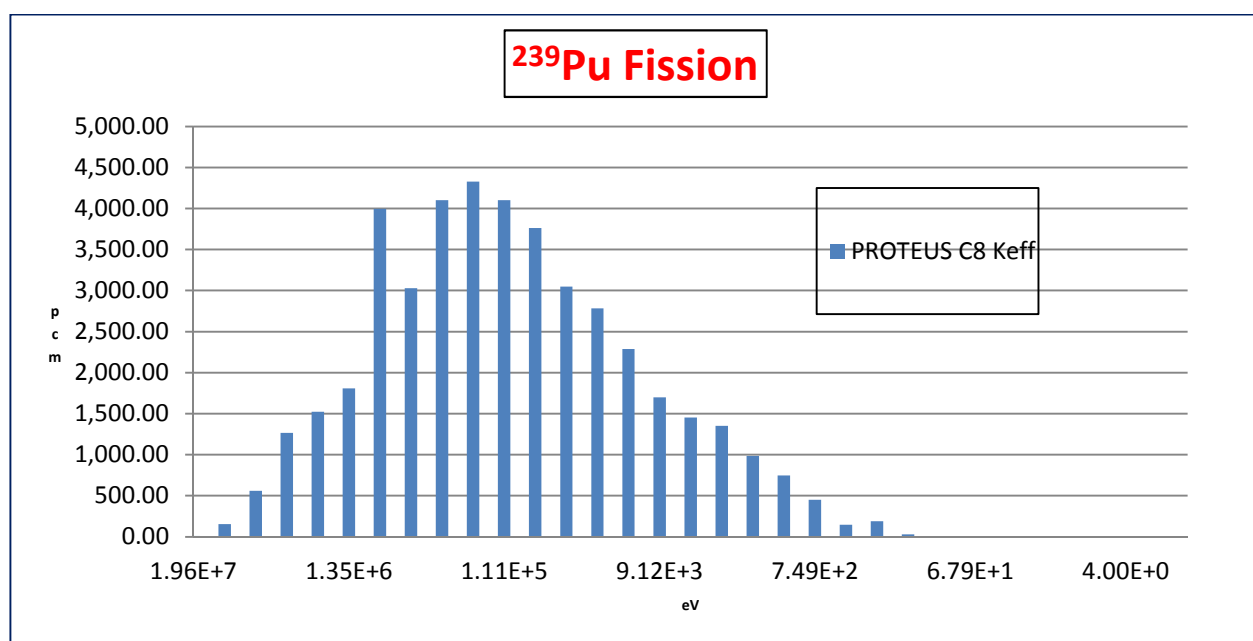
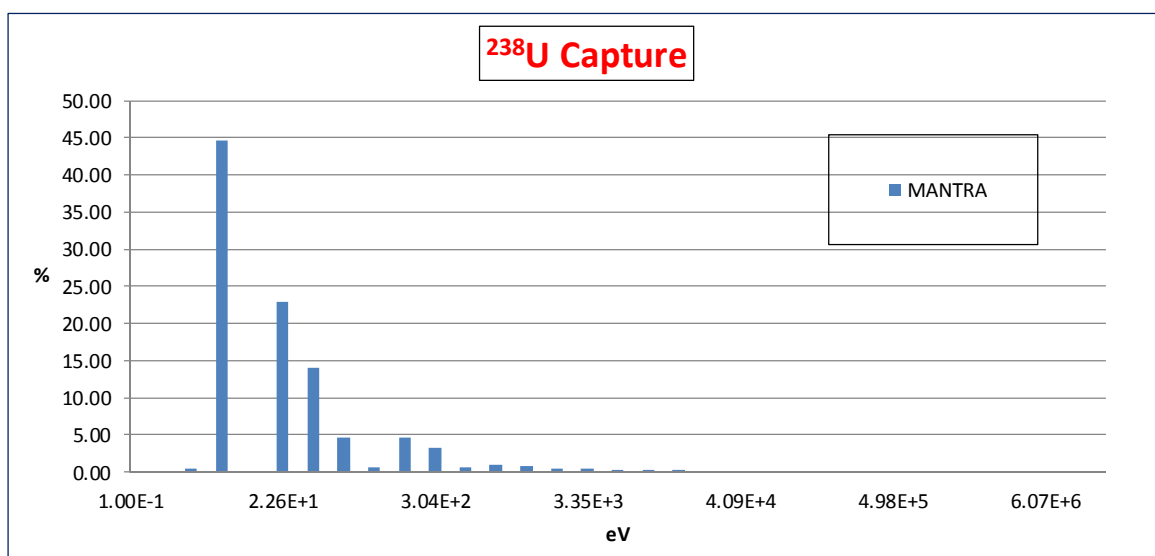


Fig.2. Examples of sensitivity profiles in FCA.



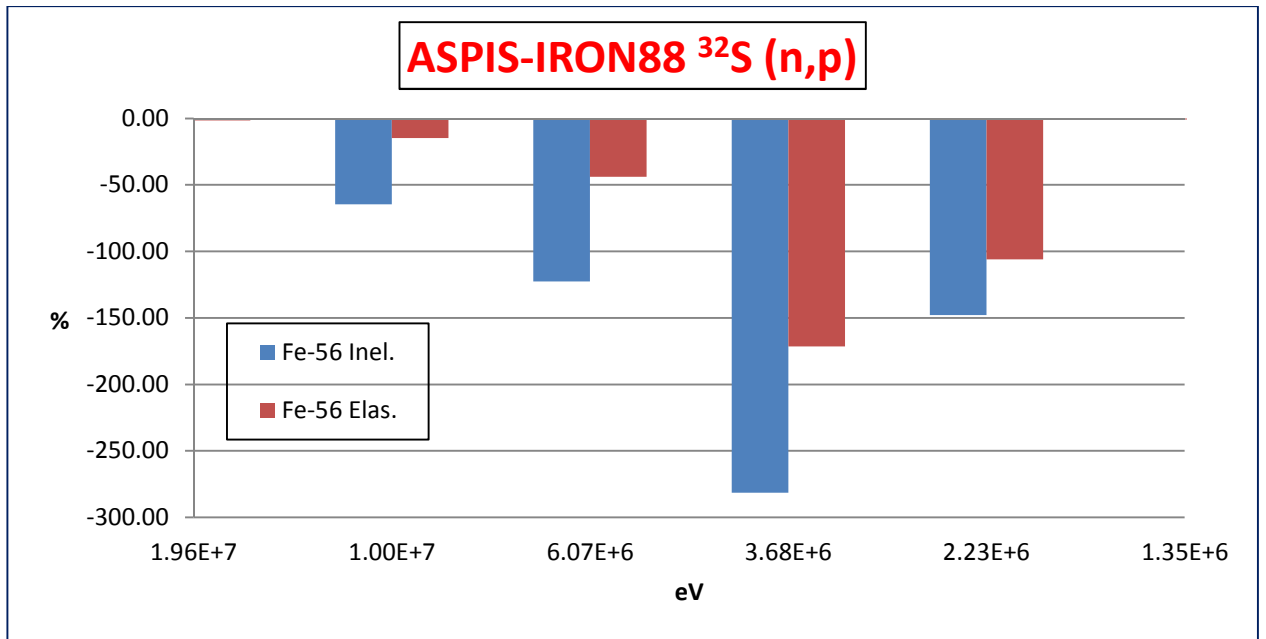


Fig.5. Examples of sensitivity profiles in ASPIS-IRON88.

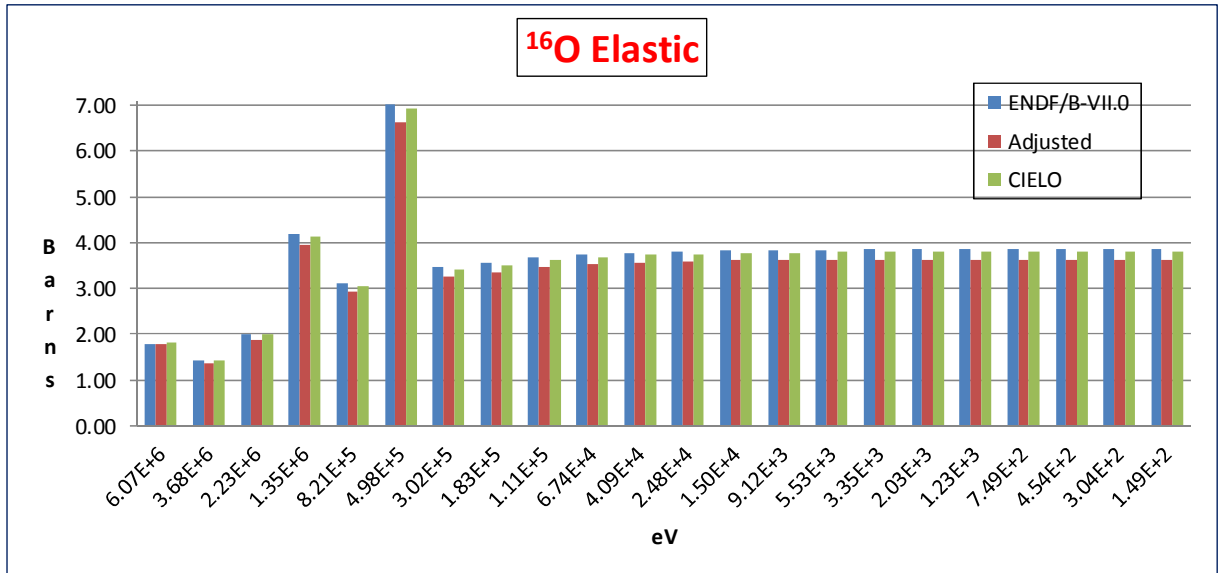


Fig.6. Examples of adjusted cross sections: ^{16}O elastic.

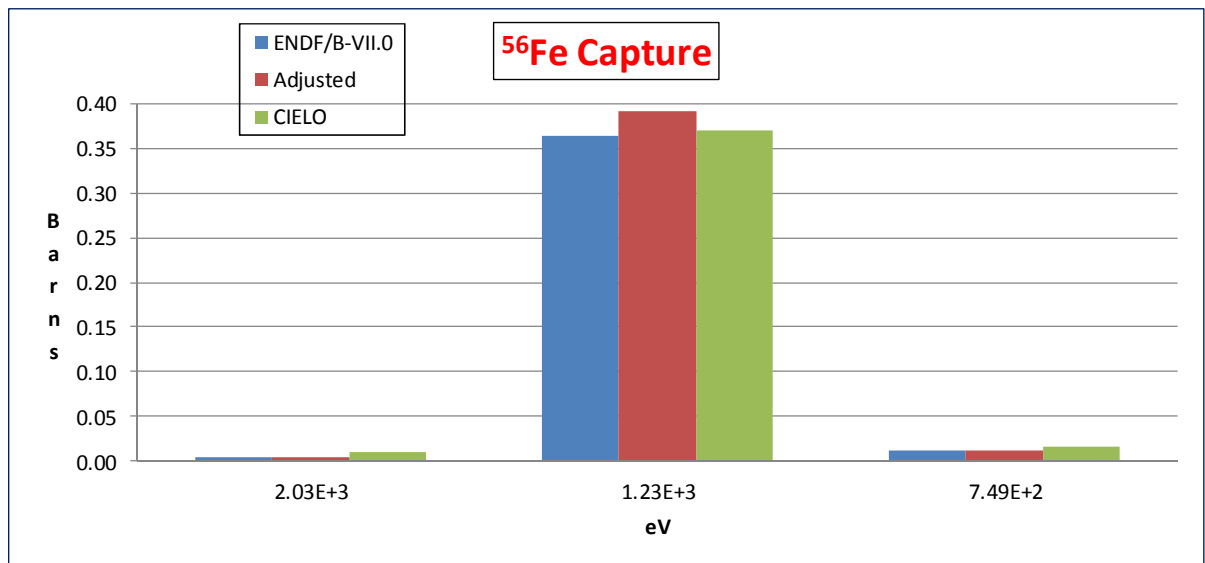


Fig.7. Examples of adjusted cross sections: ^{56}Fe capture.

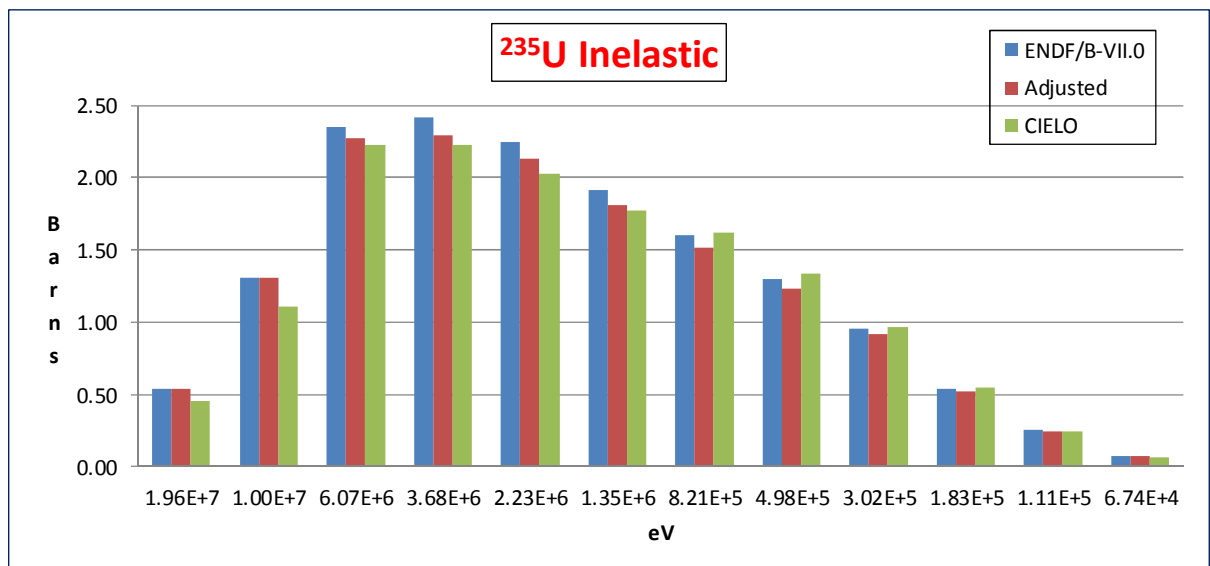


Fig.8. Examples of adjusted cross sections: ^{235}U inelastic.

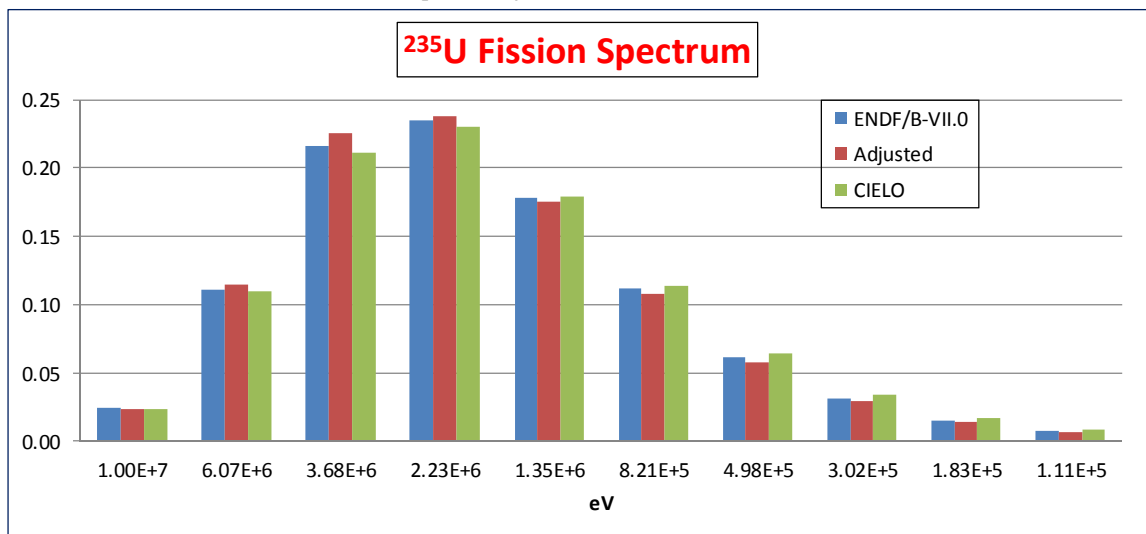


Fig.9. Examples of adjusted cross sections: ^{235}U fission spectrum.

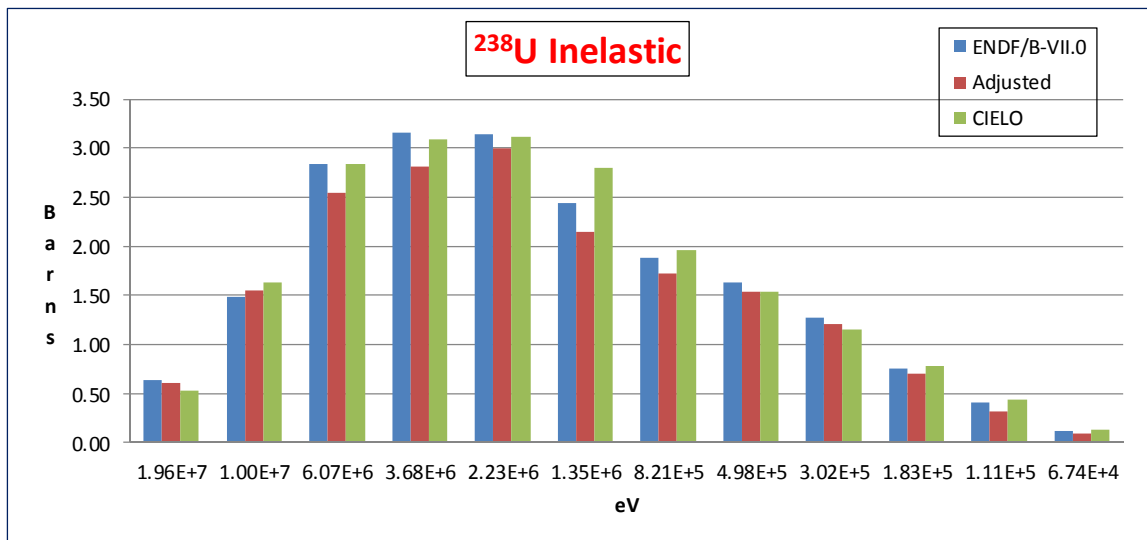


Fig.10. Examples of adjusted cross sections: ²³⁸U inelastic.

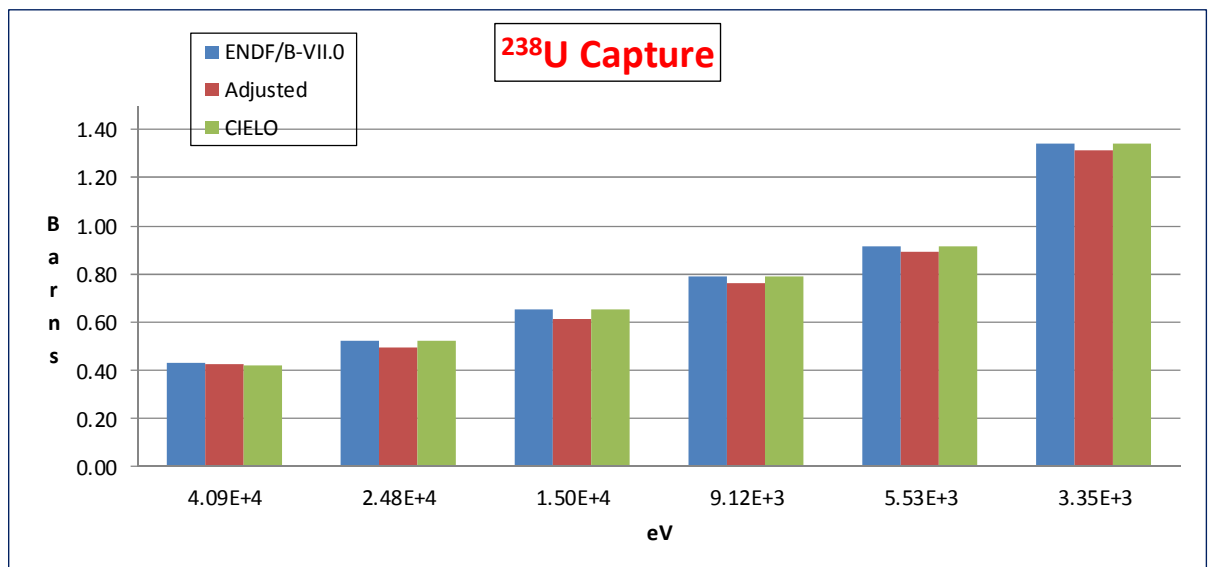


Fig.11. Examples of adjusted cross sections: ²³⁸U capture.

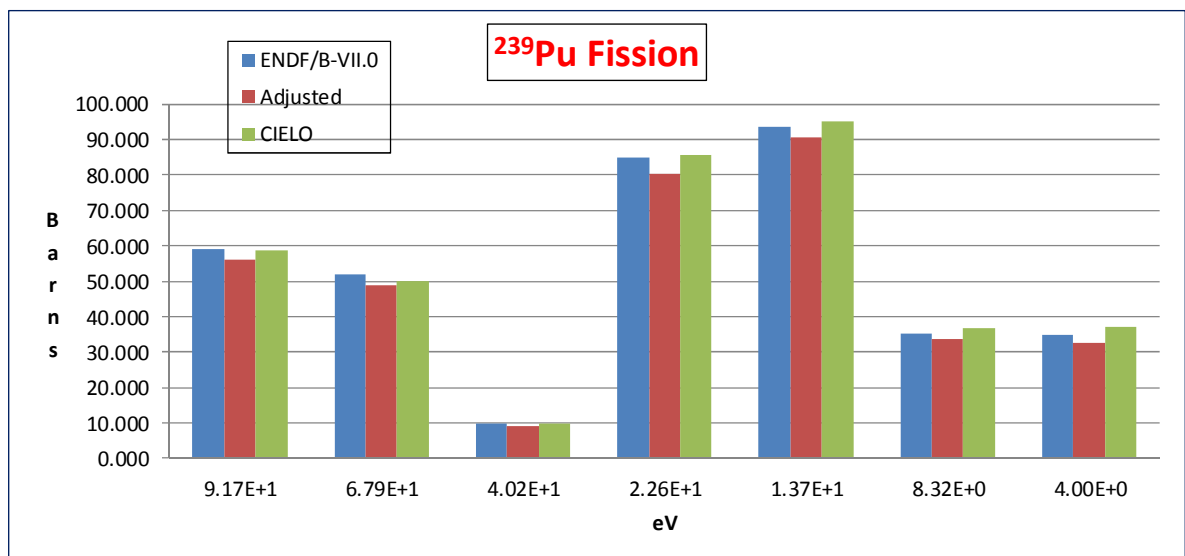


Fig.12. Examples of adjusted cross sections: ²³⁹Pu fission.

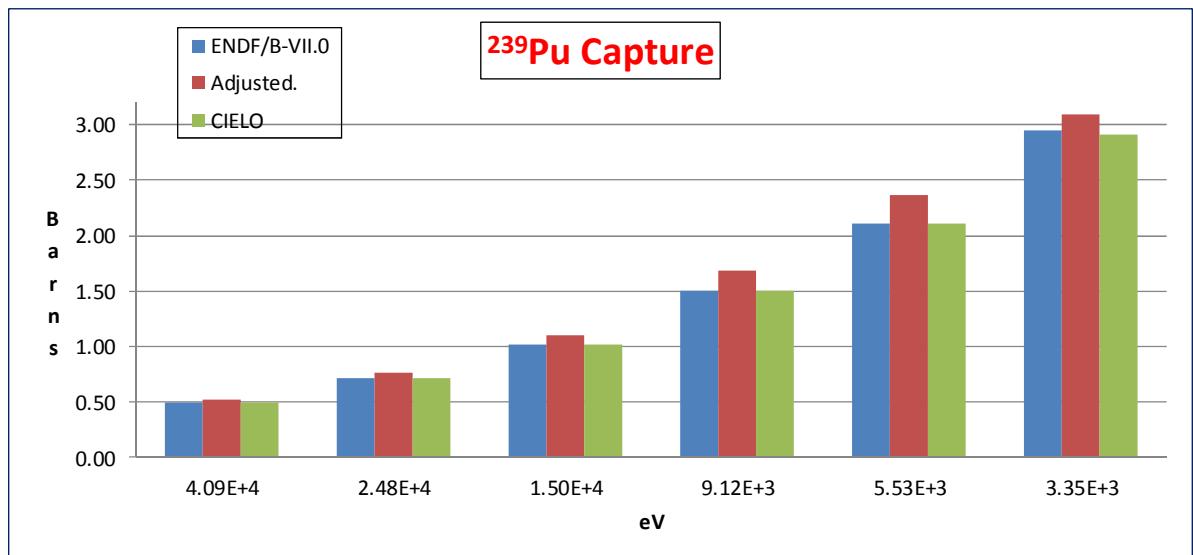


Fig.13. Examples of adjusted cross sections: ^{239}Pu capture.

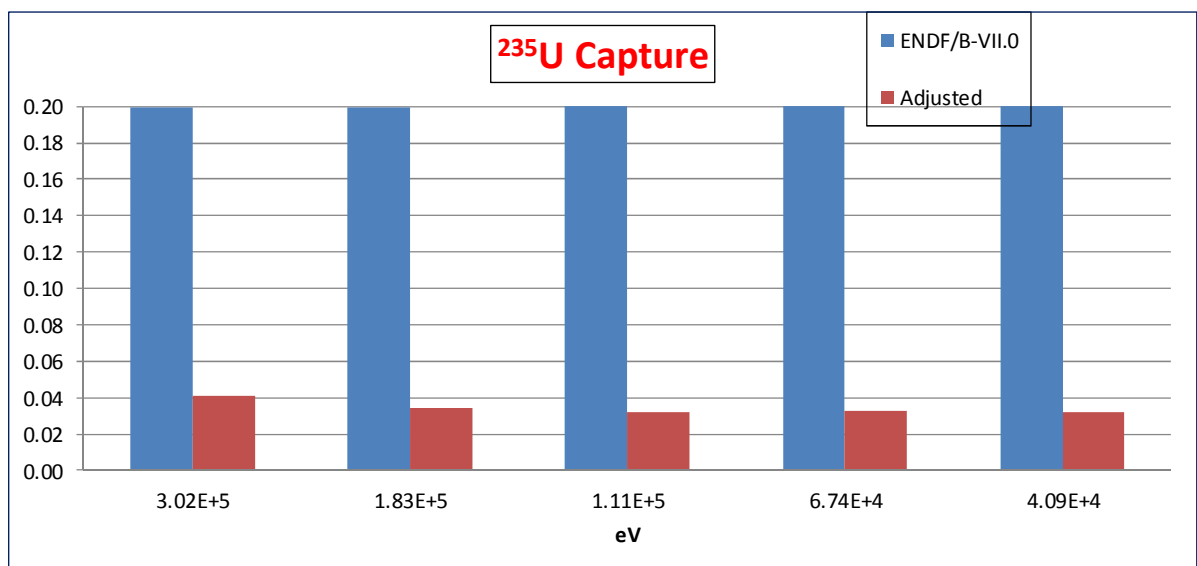


Fig.15. Standard deviations before and after adjustment: ^{235}U capture.

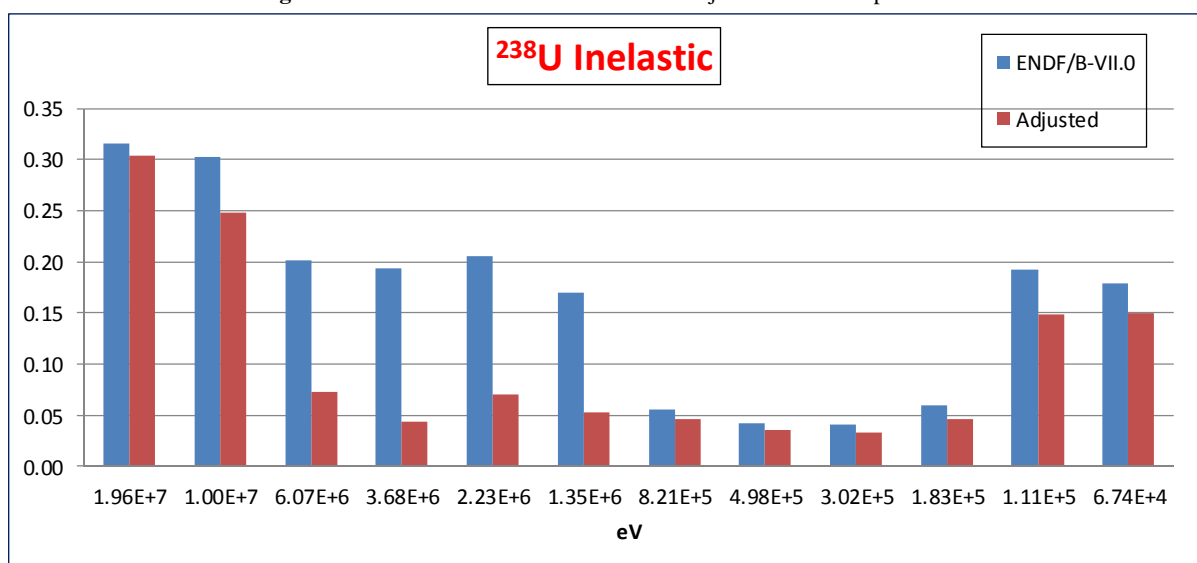


Fig.16. Standard deviations before and after adjustment: ^{238}U inelastic.

* Corresponding author: Giuseppe.Palmiotti@inl.gov