

LA-UR-14-28101 (Accepted Manuscript)

# APPLICATION OF AN INFORMATICS-BASED DECISION-MAKING FRAMEWORK PROCESS TO THE ASSESSMENT OF RADIATION SAFETY IN NANOTECHNOLOGY

Hoover, Mark  
Myers, David  
Cash, Leigh  
Guilmette, Raymond  
Kreyling, Wolfgang  
Oberdorster, Gunter  
Smith, Rachel  
Cassata, James  
Boecker, Bruce  
Grissom, Michael

Provided by the author(s) and the Los Alamos National Laboratory (2016-02-16).

**To be published in:** HEALTH PHYSICS ; Vol.108, iss.2, p.179-194, FEB 2015

**DOI to publisher's version:** 10.1097/HP.0000000000000250

**Permalink to record:** <http://permalink.lanl.gov/object/view?what=info:lanl-repo/lareport/LA-UR-14-28101>

**Disclaimer:**

Approved for public release. Los Alamos National Laboratory, an affirmative action/equal opportunity employer, is operated by the Los Alamos National Security, LLC for the National Nuclear Security Administration of the U.S. Department of Energy under contract DE-AC52-06NA25396. Los Alamos National Laboratory strongly supports academic freedom and a researcher's right to publish; as an institution, however, the Laboratory does not endorse the viewpoint of a publication or guarantee its technical correctness.

# **APPLICATION OF AN INFORMATICS-BASED DECISION-MAKING FRAMEWORK AND PROCESS TO THE ASSESSMENT OF RADIATION SAFETY IN NANOTECHNOLOGY**

Mark D. Hoover<sup>1</sup>, David S. Myers<sup>2</sup>, Leigh J. Cash<sup>3</sup>, Raymond A. Guilmette<sup>4,5</sup>,  
Wolfgang G Kreyling<sup>6</sup>, Günter Oberdörster<sup>7</sup>, Rachel Smith<sup>8</sup>, James R. Cassata<sup>9,10</sup>,  
Bruce B. Boecker<sup>5</sup>, Michael P. Grissom<sup>11</sup>

---

***Abstract* -- The National Council on Radiation Protection and Measurements (NCRP) has established NCRP Scientific Committee 2-6 to develop a report on the current state of knowledge and guidance for radiation safety programs involved with nanotechnology. Nanotechnology is the understanding and control of matter at the nanoscale, at dimensions between approximately 1 and 100 nanometers, where unique phenomena enable novel applications. While the full report is in preparation, this article presents and applies an informatics-based decision-making framework and process through which the radiation protection community can anticipate that nano-enabled applications, processes, nanomaterials, and nanoparticles are likely to become present or are already present in radiation-related activities; recognize specific situations where environmental and worker safety, health, well-being, and productivity may be affected by nano-related activities; evaluate how radiation protection practices may need to be altered to improve protection; control information, interpretations, assumptions, and conclusions to implement scientifically sound decisions and actions; and confirm that desired protection outcomes have been achieved. This generally applicable framework and supporting process can be continuously applied to achieve health and safety at the convergence of nanotechnology and radiation-related activities.**

---

<sup>1</sup>National Institute for Occupational Safety and Health, 1095 Willowdale Road, Morgantown, WV 26505-2888; <sup>2</sup>Livermore, CA 94550; <sup>3</sup>Los Alamos National Laboratory, P.O. Box 1663, Los Alamos, NM 87545; <sup>4</sup>Ray Guilmette & Associates, LLC, Perry, ME 04667; <sup>5</sup>Lovelace Respiratory Research Institute, 2425 Ridgecrest Dr. SE, Albuquerque, NM 87108; <sup>6</sup>Helmholtz Zentrum München, Ingolstädter Landstraße 1, D-85764 Neuherberg, Germany; <sup>7</sup>Department of Environmental Medicine, University of Rochester, 575 Elmwood Ave, Rochester, NY, 14627; <sup>8</sup>Public Health England - Centre for Radiation, Chemical and Environmental Hazards, Chilton, Oxfordshire OX11 0RQ, United Kingdom; <sup>9</sup>National Council on Radiation Protection and Measurements, 7910 Woodmont Ave., Suite 400, Bethesda, MD 20814-3095; <sup>10</sup>Nuclear Regulatory Commission, 2100 Renaissance Blvd., Suite 100, King of Prussia, PA, 19406; <sup>11</sup>MPG-HP, Inc., 8068 Citricado Lane, Riverside, CA 92508-8720

The authors declare no conflicts of interest.

For correspondence contact: Mark D. Hoover, 1095 Willowdale Road, National Institute for Occupational Safety and Health, Morgantown, WV 26505-2888, or email at mhooover1@cdc.gov.

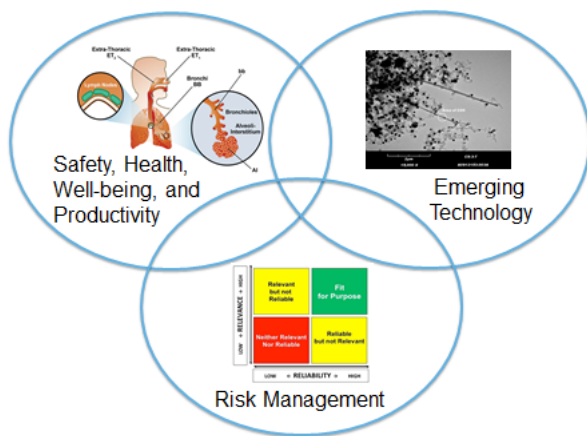
**Key words: radiation; nanotechnology; risk management; informatics; National Council on Radiation Protection and Measurements**

---

## INTRODUCTION

The National Council on Radiation Protection and Measurements (NCRP) has established NCRP Scientific Committee 2-6 to develop a report on the current state of knowledge and guidance for radiation safety programs involved with nanotechnology. Nanotechnology is the understanding and control of matter at the nanoscale, at dimensions between approximately 1 and 100 nanometers, where unique phenomena enable novel applications (NNI 2012). As illustrated in Fig. 1, the context of this work is at the nexus of safety, health, well-being, and productivity; risk management; and an emerging technology. The effort supports the premise for radiation protection in the 21<sup>st</sup> century that guidance should keep in step with the changing times, including the changes and development of new technologies in medicine, in industry, and for societal uses (Boice 2014). The intent of the report is to provide operational information of

practical value to radiation safety officers, operational health physicists, dosimetrists, workers, management, and regulators.



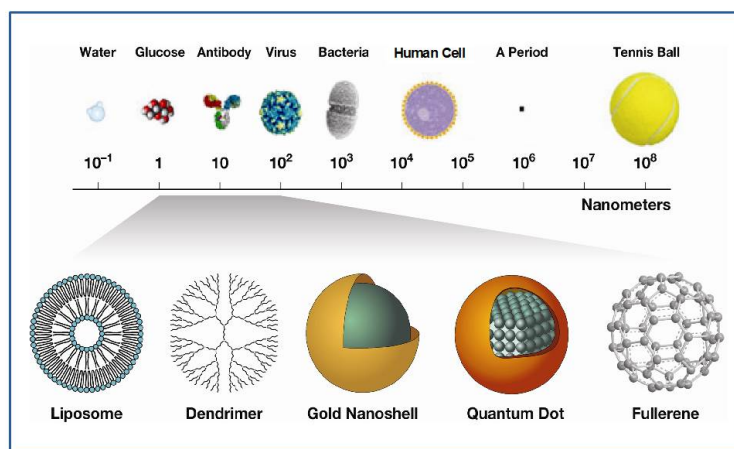
**Fig. 1.** Context of the current work (adapted from Cash 2014).

## THE CONVERGENCE OF NANOTECHNOLOGY AND RADIATION-RELATED ACTIVITIES

As stated by the National Nanotechnology Initiative (NNI 2012), the full definition of nanotechnology includes all three of the following features:

- Research and technology development at the atomic, molecular, or macromolecular levels, in the length scale of approximately 1-100 nm;
- Creating and using structures, devices, and systems that have novel properties and functions because of their small and/or intermediate size; and
- Ability to control or manipulate on the atomic scale.

As illustrated in Fig. 2, particles in the nano-size range occur in nature or can be “engineered”.



**Fig. 2.** Illustration of the relative size of objects including nanomaterials (McNeil 2005).

Nano-sized particles present in ambient air that are not deliberately manufactured are primarily produced by combustion processes (e.g., domestic solid fuel heating and cooking) and have both man-made (e.g., vehicle emissions, industry) and natural (e.g., forest fires, volcanic action, ocean spray) sources. The radioactive decay of radon gas to atoms of solid elements results in nanoparticles containing polonium, bismuth, and lead.

As illustrated in Table 1, the convergence of nanotechnology and radiation-related activities can be characterized in a number of ways, ranging from definitions of the activities, types of applications, and common and differing aspects of the historical radiation safety and industrial hygiene health and safety protection practices.

**Table 1.** Considerations for the convergence of nanotechnology and radiation-related activities.

	<b>Nanotechnology</b>	<b>Radiation-related Activities</b>
<b>General description</b>	Nanotechnology is the understanding and control of matter at the nanoscale, at dimensions between approximately 1 and 100 nanometers, where unique phenomena enable novel applications	Radiation-related activities include power production, medical diagnosis and treatment, nuclear weapons, and a wide range of industrial applications.
<b>Examples of convergence</b>	<ul style="list-style-type: none"> <li>• Radiation-based nano-synthesis methods</li> <li>• Annealing processes</li> <li>• Characterization tools</li> </ul>	<ul style="list-style-type: none"> <li>• Nano-enabled materials such as carbon nanotubes for components, piping, structures, and enhanced concretes</li> <li>• Noble-metal enrichment using Pd for self-healing of cracks</li> </ul>

	<ul style="list-style-type: none"> <li>• Aging studies</li> <li>• Special systems such as plasma-focus-based radiation sources</li> </ul>	<ul style="list-style-type: none"> <li>• Coatings, barriers, and coolants</li> <li>• In-core reactor applications</li> <li>• Physical, chemical, radiological separations / sorbents</li> <li>• Sensors and Security applications</li> </ul>
<b>Hierarchy of control for managing hazards, exposures, and risks</b>	<ul style="list-style-type: none"> <li>• Elimination</li> <li>• Substitution or modification</li> <li>• Engineering controls</li> <li>• Warnings and administrative controls</li> <li>• Personal protective equipment</li> </ul>	
<b>Understanding of health effects</b>	Health consequences of exposure to nanomaterials are the subject of current research.	Health consequences of exposure to radiation have been extensively studied.
<b>Guiding risk management approach</b>	Historical industrial hygiene practice uses occupational exposure limits (OELs) based on concerns for a variety of health-related effects and endpoints. Few OELs have been developed for nanomaterials. “Control banding” of nanomaterials and work tasks is promising.	Historical radiation protection practice involves OELs for exposures to radiation and radioactive materials that are based on the unifying concept of radiation dose; <i>such a unifying concept is not available for assessment of health risks from exposure to nonradioactive materials.</i>
<b>Risk Perceptions</b>	Perceptions of the potential health and environmental risks of nanotechnologies are evolving.	Perceptions of risks from the uses and exposures to radiation are generally negative.
<b>Risk Communication</b>	Research on what types of risk communication strategies are necessary is ongoing. Message framing and contextualization are important.	There is an urgent need to do better; including rebuilding trust, and developing improved communication plans, materials, and outreach.

As noted in the table, in recent years a number of man-made nanoparticles, including those that are radioactive, have been developed and incorporated into a wide variety of engineered materials (e.g., Chandra et al. 2010; Kannan et al. 2010; Sheets and Wang 2011; Simonelli et al. 2011; Zyklotron 2012). Applications are being found in a broad range of medical, industrial, educational, and consumer products; their use is rapidly expanding. In some cases, radiation is being used to create or alter materials at the nanoscale (IAEA 2005). Nano-engineered structural materials, metals, coatings, coolants, ceramics, sorbents, and sensors may be particularly useful in radiation-related applications (TMS 2012).

Areas of interest include programs where radiation or radioactivity are being used to characterize or alter materials at the nanoscale, to radiolabel nanomaterials for tracking or evaluation of physicochemical and biological behavior, or to use nano-formulated materials in situations involving radiation or radioactivity. Knowledge gaps regarding information to implement appropriate radiation safety programs in these settings are being identified. Questions of interest include how traditional health physics program practices may need to be modified to provide adequate safety for working with radioactive nanomaterials or working with radiation in nanotechnology applications. Some guidance on exposure assessment considerations for nanoparticles in the workplace, including radioactive nanoparticles, has been provided (e.g., Hoover et al. 2007; Hoover 2011). Issues related to nanotechnology and the law have also been addressed (e.g., Feitshans 2012).

The areas of risk perception and risk communication can be problematic for both nanotechnology and radiation-related activities. Kahan (2009) has noted that public perceptions of the risks of nanotechnology are evolving. Kahan and Rejeski (2009) have presented a comprehensive strategy for nanotechnology risk communication, which involves aspects of message framing, credibility, and the recognition that the best scientific evidence will not necessarily, automatically permeate public opinion and policy making. As noted by Boice (2014), "Without sound communication of content, skilled communicators of message, and effective outreach to the proper audiences (policy setters, members of the public, patients, and professionals), the message perishes. We [the radiation protection community] must do better." Locke (2011) has summarized lessons learned from discussions at the 2010 NCRP annual meeting on the communication of radiation benefits and risks in decision making. Lessons incorporate interactive communication, including social media, to put risks into context and to

empower stakeholders. Boice (2014) has further noted that, in recognition of the importance of communication, the NCRP Board of Directors has approved the creation of the new NCRP Program Area Committee 7 on Radiation Education, Risk Communication, Outreach, and Policy.

## **AN INFORMATICS-BASED DECISION-MAKING FRAMEWORK AND PROCESS**

While the full report is in preparation, this article describes and applies an informatics-based decision-making framework and an associated ongoing process within that framework for success in proactive understanding and management of potential hazards, exposures, and resulting risks at the confluence of nanotechnology and radiation-related activities. The premise is that use of a robust framework and process is essential to successful answering of complex questions. As noted by risk-management expert Ed Zebrosky (1991): “The method is not the message; [the message] is in the managerial frame of mind determined to make robust decisions.”

Many of the details presented here about the framework and process have been drawn directly from a recent chapter on confirming critical terminology concepts and context for clear communication (Hoover et al. 2014) published in the Encyclopedia of Toxicology (Wexler 2014). As noted in that chapter, the framework and supporting process were developed to be generally applicable to meeting any objective. As described in this current paper, they can be continuously applied to achieve radiation safety in nanotechnology as well as safe nanotechnology in radiation-related settings.

The informatics aspect of the approach is based on the following working definition expanded from the Nanoinformatics 2020 Roadmap (de la Iglesia et al. 2011): *Nanoinformatics is the science and practice of determining which information is relevant to meeting the objectives of*



*the nanoscale science and engineering community, and then developing and implementing effective mechanisms for collecting, validating, storing, sharing, analyzing, modeling, and applying the information, and then confirming that appropriate decisions were made and that desired mission outcomes were achieved, with additional steps in the informatics lifecycle including conveying experience to the broader community, contributing to generalized knowledge, and updating standards and training. Successful missions apply all of the steps in the process.*

### **The ARECC Decision-making Framework**

The decision-making framework of ‘Anticipate, Recognize, Evaluate, Control, and Confirm’ (ARECC) illustrated in Fig. 3 arises from the field of industrial hygiene (c.f., Brandt 2010; Hoover et al. 2011) and supports hazard-, exposure-, and risk-informed decision-making in any endeavor. The framework began as “Recognize, Evaluate, and Control”, was strengthened to “Anticipate, Recognize, Evaluate, and Control” in 1994, when then-president of the American Industrial Hygiene Association Harry Ettinger added the anticipate step to formally encourage the worker protection community to proactively apply its growing body of knowledge and experience, and the framework was expanded to “Anticipate, Recognize, Evaluate, Control, and Confirm” (Hoover et al. 2011) to confirm that all steps in the decision-making framework were being effectively applied and that the desired outcomes were being achieved. Overall confirmation of the adequacy of decision-making for risk management can include evaluation of results from occupational epidemiological studies. Confirmation of training, documentation, and continuous improvement of the entire decision-making process can ensure that all steps are scientifically grounded and appropriately applied.



**Fig. 3.** A robust decision-making framework for proactive understanding and management of hazards, exposures, and resulting potential risks to safety, health, well-being, and productivity through application of a science- and practice-based approach to building and sustaining leaders, cultures, and systems that are relevant and reliable and over which we have influence. (Hoover et al. 2011, 2014).

Application of ARECC in the current context is intended to enable the radiation protection and nanotechnology communities to:

- *anticipate* that myriad nano-enabled applications, processes, nanomaterials, and nanoparticles are already present or may become present in radiation-related activities;
- *recognize* specific situations where environmental and worker safety, health, well-being, and productivity may be affected;
- *evaluate* how radiation protection practices may need to be altered to improve protection;
- *control* information, assumptions, interpretations, and conclusions to implement scientifically sound decisions and actions; and
- *confirm* that desired protection outcomes have been achieved.

The framework recognizes the essential contributions of leaders, cultures, and systems to achieving success. The long history of radiation protection has fostered senior-management support and leadership of radiation protection programs, a strong safety culture, and the development and use of well-documented and proven procedures. When failures have occurred,

root causes of those failures can be traced to shortcomings or breakdowns in one or more aspects of the prevailing leaders, cultures, and systems. Note that the ARECC elements of training, documentation, and improvement shown in Fig. 3 support the premise that relevant and reliable leaders, cultures, and systems must be built and sustained. In addition, inclusion of the caveat “over which we have influence” recognizes that relevant and reliable leaders, cultures, and systems can only exist to the extent that they can be influenced. Aspects of the decision-making framework and process related to building and sustaining relevant and reliable leaders, cultures, and systems can be particularly important when disparate technologies or activities are converging.

As described further in the following sections, the supporting elements of the process include:

- a communication and education message and audience-planning matrix for meaningful exchange of information with relevant stakeholders;
- a set of CLEAR-communication assessment criteria for use by both readers and communicators of nanotechnology, radiation protection, and risk-related issues;
- example flaws in decision-making;
- a suite of three tools to assign relevance-versus-reliability, align know-versus-show, and refine perception-versus-reality aspects of information; and
- a set of four proactive steps to engage, inform, reward, understand, and incentivize community support and involvement.

As noted in the Encyclopedia chapter, use of the framework and approach as described here is not intended to preclude the use of other frameworks and processes that may be useful as well.

## A Communication and Education Message and Audience-Planning Matrix

The communication and education message and audience-planning matrix illustrated in Table 2 can be used in conjunction with the ARECC decision-making framework to identify, build, and sustain relevant and reliable leaders, cultures, and systems within key stakeholder groups.

**Table 2.** A communication and education message and audience-planning matrix of general applicability.

	Workers	Health and safety practitioners	Managers	Policy makers and regulators	Equipment and facility providers	Materials suppliers	Financiers	Insurers	Legal community	Researchers	Educators	Students	Emergency Responders	Media	Consumers	Society
Literacy and Critical Thinking Skills																
Real Life Examples																
Understanding (not rote application)																
Continuous Improvement																
Modeling and Sharing																
Assessment																

Specific messaging and actions in each element of the matrix must be based on (a) what knowledge and understanding each stakeholder needs and (b) what knowledge and understanding each stakeholder can provide.

The communication and education process can be tailored by the stakeholder group to understand their roles, responsibilities, needs, and potential contributions, and to engage their collaboration. In the case at hand, this applies for knowledge relevant to both radiation safety in nanotechnology as well as to safe nanotechnology in radiation-related settings.

The example stakeholder list originated from the point of view of advancing occupational safety, health, well-being, and productivity in any context. The list begins with workers, because all individuals are workers to some extent. Frequently overlooked subgroups in the workplace include maintenance, custodial, security, contractor, and volunteer workers, as well as visitors.

The list extends through health and safety practitioners; managers; policy makers and regulators; equipment and facility providers; materials suppliers; financiers, insurers, and the legal community; researchers; educators; students; emergency responders; the media; consumers; and society in general. The list can be expanded or contracted, and serves to incorporate relationships of safety, health, well-being, and productivity from the earliest steps of planning, design, and outset of any activity, facility, or system, rather than as an afterthought.

Most individuals fall into more than one category, with needs and abilities to obtain or provide information that may be similar or different from those of other stakeholders. For example, a health researcher who also serves as a health and safety practitioner must ensure their own protection as well as protection of their students and colleagues in a research setting. The information needed to identify, plan, fund, and safely conduct their work may be the same or different from that needed to inform a vendor of their equipment and system needs, obtain study materials from qualified suppliers, or educate their target audiences about the results. Effective communication is essential to ensuring that nanotechnology and radiation-related activities do not unexpectedly converge in operations in any way that might change the durability, reactivity, functionality, or any other aspect of a material or operation that could be relevant to safety, health, well-being, and productivity.

The communication and education attributes in the row aspect of the planning matrix were adapted from the American Statistical Association *Guidelines for Assessment and Instruction in Statistics Education (GAISE) Report* (ASA 2007). They are:

1. Emphasize literacy and build, sustain, and apply critical thinking skills;
2. Develop and use real-life data examples;

3. Stress conceptual understanding rather than mere application of procedures;
4. Foster continuous improvement and active discussions;
5. Use technology for developing conceptual understanding and for analyzing and sharing information (e.g., modeling and simulation, databases, wikis, etc.);
6. Use assessments to improve and evaluate the efficacy and impact of these activities.

Stakeholder-specific communication and education for each element of the matrix requires dialogue among the stakeholders and tailoring of message development based on (1) what knowledge and insights each stakeholder needs and (2) what knowledge and insights each stakeholder possesses and can provide.

#### **A Set of CLEAR Communication Assessment Criteria**

Fig. 4 uses the word CLEAR as an acronym to convey a set of five assessment criteria (Concise, Logical, Ethical, Accurate, and Relevant) that flow ‘from the ground up’ in a pyramid configuration to help readers and writers anticipate, recognize, evaluate, control, and confirm effective communication in general, and, as described to here, to understand and manage issues of radiation safety issues for nanotechnology in particular. The details of the CLEAR communication assessment criteria were originally developed to guide a formal scientific review process for physicians and other healthcare professionals (Iskander 2012). A variety of word choices were considered for the anagram and the choice of individual words and their meanings in the Fig. 4 acronym can be adjusted to support the needs and concerns of any reader, writer, reviewer, or practitioner.

#### CLEAR Communication Assessment Criteria



**Fig. 4.** A set of CLEAR communication assessment criteria for use by writers, reviewers, and practitioners (Hoover et al. 2014).

*Relevant* to the reader and writer missions and needs is the foundational criteria for CLEAR communication. Readers must assess and ensure that the content of the presentation is relevant to the details of their situation (e.g., type and form of hazard and nature and magnitude of exposure), including issues of any potential bias or conflicting or competing interests on the part of the writer. Similarly, writers need to assess and ensure that their products are fundamentally relevant to their mission and expertise, and tailored to the needs of their intended audience.

*Accurate* is shorthand for matching the certainty of presentation to the reliability of supporting information. For issues that are not yet well understood, an introductory informational pamphlet or web posting might highlight a growing issue of concern, without implying more than is justified by current state of knowledge. For issues that have been extensively studied and understood according to rigorous scientific procedures, the degree of certainty in the presentation might be justifiably higher.

*Ethical* is shorthand for ensuring that all ‘ethical, legal, and social implications’ (ELSI) of the work are on a solid footing. By its very nature, work in the realm of health and safety must not

only be conducted in a manner that is thoroughly ethical and legal, but it must be readily apparent that such is the case. ‘Informed consent’ is a well-recognized tenet of research ethics.

*Logical* is shorthand for ensuring that the intended message is organized and conveyed in a manner that is not only scientific and technically defensible, but also fundamentally understandable. Logic can extend to issues of plain language, and use of language that is tailored to the intended audience.

*Concise*, the crowning criteria, does not necessarily mean ‘short’, but focuses on ensuring that any extraneous materials are rejected or moved to other communications so that the core message of the communication can be readily understood and applied. Note that application of the concise criteria supports the creation of comprehensive resources such as encyclopedias, which are not short, but whose individual components are designed to address and meet specific reader needs. In the case of radiation safety and nanotechnology, an informatics goal is to identify and assemble a useable body of knowledge from authoritative sources such as the NCRP, the National Institute for Occupational Safety and Health (e.g., NIOSH 2011, 2013), the International Atomic Energy Agency (IAEA), the International Commission on Radiation Protection (ICRP), the American Industrial Hygiene Association (AIHA) (e.g. Hoover and Rickabaugh 2014). Additional resources include the GoodNanoGuide (<https://nanohub.org/groups/gng>); the National Nanotechnology Initiative signature initiative on Nanotechnology Infrastructure (NKI)—Enabling National Leadership in Sustainable Design, and the signature initiative on Nanotechnology for Sensors and Sensors for Nanotechnology: Improving and Protecting Health, Safety, and the Environment (<http://www.nano.gov/signatureinitiatives>); the Nanomaterial Registry(<https://www.nanomaterialregistry.org>); the AIHA Nanotechnology Working Group



(<https://www.aiha.org/get-involved/VolunteerGroups/Pages/Nanotechnology-Working-Group.aspx>); and the Nanotechnology Committee of the Health Physics Society (<http://hps.org/aboutthesociety/organization/committees/committee66.html>).

### Example Flaws in Decision-Making

Fig. 5 lists a number of flaws that can affect the quality of CLEAR communication and associated decision-making.

Example Flaws in Decision-Making	
Type	Attribute
00	Lack of CLEAR objectives
0	Failure to address uncertainty
1	False positive conclusion
2	False negative conclusion
3	Inappropriate decision level
4	Inappropriate evaluation method
5	Equating correlation and causation
6	Inappropriate extrapolation
7	Inadequate documentation
8	Mishap or misconduct

**Fig. 5.** Example flaws in decision-making (Hoover et al. 2014).

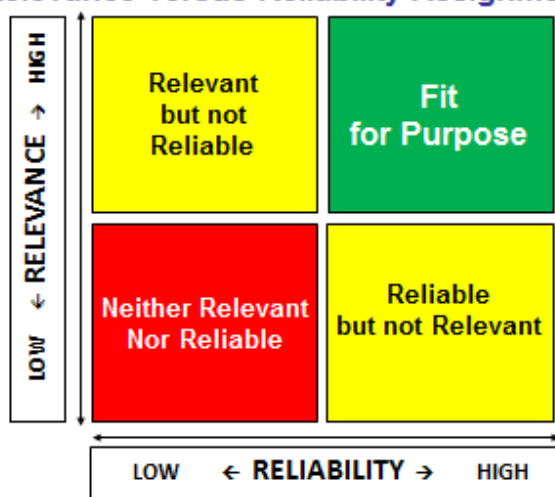
Readers and writers can be aware of these potential flaws as they use or create information for decision-making. At the 00-level, the most fundamental flaw is lack of CLEAR objectives, based on the communication assessment criteria described above. In situations such as applications of radiation in nanotechnology or applications of nanotechnology in radiation-related activities, objectives might include protection of workers, protection of the environment, assurance of product or process quality, preparation for emergencies, or demonstration of

compliance according to regulatory or other requirements. Attention to avoiding flaws in setting of clear objective is followed at the flaw 0-level by failure to address uncertainty, which affects all aspects of study design and conduct. Flaws 1 and 2 correspond to the essential and widely recognized type 1 and type 2 statistical errors (jumping to a false-positive conclusion, or making a false-negative conclusion). Flaw 3 is using an inappropriate decision level, such as planning an action that has a 5% chance of failure (1 in 20 events) when a failure rate of less than 1 in 1000 is needed to protect involved individuals. Flaw 4 is using an inappropriate evaluation method, such as only testing the toxicity of a substance by ingestion when the actual route of administration includes inhalation. Flaw 5 is equating correlation with causation, such as when the mode of toxic action may be associated with a contaminant in a test material, rather than with the substance thought to have been tested. Flaw 6 is inappropriate extrapolation of information to a situation for which the test conditions are either irrelevant, unreliable, or both. Flaw 7 is inadequate documentation, which can be particularly important in legal or regulatory settings. Flaw 8 addresses the reality that experiments, data, or information can sometimes be inadvertently miscollected or misrecorded or that someone may deliberately falsify results.

#### **Relevance-versus-Reliability Assignment**

Fig. 6 presents a triage process for readers to assign information according to its relevance and reliability for a specific application.

### Relevance-versus-Reliability Assignment



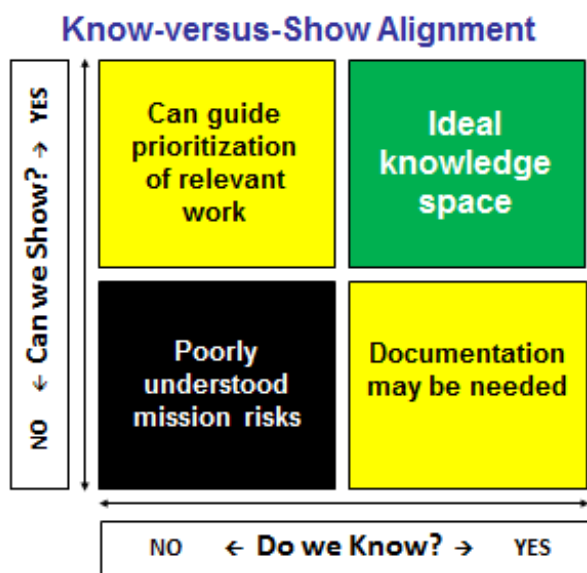
**Fig. 6.** A relevance and reliability view of information (Hoover et al. 2014).

Information assigned to the ‘fit for purpose’ category can be given priority for interpretation and action. Not all information is ‘fit for purpose.’ Information developed for ecotoxicology may be highly relevant and sufficiently reliable for its intended use, but irrelevant to questions in human toxicology. Some information may appear to address a relevant question, but may only be of a preliminary nature, and therefore unreliable. The details are important. As new work is proposed, writers and researchers can use the relevance-versus-reliability assignment process to guide fit-for-purpose development of new information.

### Know-versus-Show Alignment

Fig. 7 presents a complementary process for aligning a need/ability to know something versus the need/ability to show it. Risk management expert Stan Kaplan (1991) has noted that “If money is being spent to reduce an already minuscule risk, while larger risks are going unaddressed, that is not only foolish; it is in effect an unsafe act.” Thus, the know-versus-show

process addresses the importance of the intelligent allocation of resources to understand and document risk-related information.



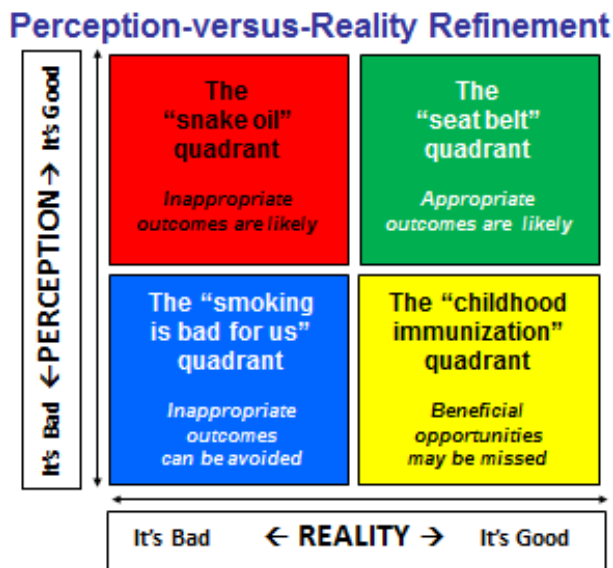
**Fig. 7.** A know versus show view of our knowledge (Hoover et al. 2014).

It would be ideal if all information **RELEVANT** to a concern could be both known and shown. Additionally, it would be ideal to clearly establish what information falls into the ‘know but not show’ or ‘neither know nor show’ categories. Medical studies conducted according to good laboratory practice rightly require extensive documentation such as checklists, signatures, photography, etc., to ‘show’ what was done. Knowing what others have done can avoid duplication of work. Thus, establishing what is in the ‘it can be shown that this is not known’ category has value for guiding the prioritization of relevant work. Better sharing of nanotechnology-related information can make efforts to improve safety, health, well-being, and productivity more efficient and effective. Knowing and being able to show through measurements and defensible documentation that an action or condition is present does not

necessarily mean that an appropriate interpretation or response to that action or condition is available or even possible.

### Perception-versus-Reality Refinement

Fig. 8 illustrates the need to refine perceptions when the perception of what is ‘bad’ or ‘good’, toxic or nontoxic, safe or unsafe does not match reality.



**Fig. 8.** A process for understanding and refining perception-versus-reality (Hoover et al. 2014).

When perception matches reality, then engaging in actions associated with what is referred to here as the ‘seat belt’ quadrant makes it more likely that good outcomes will occur. Similarly, avoiding actions associated with the so-called ‘smoking is bad for us’ quadrant enables bad outcomes to be avoided.

Informed action may be needed to refine perceptions in a manner that moves misperceived situations out of the ‘snake-oil’ quadrant (where inappropriate outcomes are likely because a bad

action is perceived to be good) and out of the ‘childhood immunization’ quadrant (where beneficial opportunities may be missed because a good action is perceived to be bad).

In addition, correctly perceiving an action as being good or bad does not ensure the action is appropriately engaged in or avoided. For example, seat belts are good for us and we generally perceive them to be good for us, but some still don’t use seat belts. Similarly, smoking is bad for us, and we generally perceive smoking to be bad for us, but some still smoke. Thus, our ability to advance safety, health, well-being, and productivity depends on our ability to understand and refine the match between perception and reality, and ultimately to improve appropriate compliance. Given that nanotechnology is an emerging technology there are perception questions about the inherent safety of nanomaterials and their applications, and mismatches of perception and reality have long plagued fields involving radiation and radioactive materials.

#### **Four Steps to a Total Culture of Safety, Health, Well-being, and Productivity**

To build on individual efforts by readers, writers, reviewers, and practitioners it makes sense to view clear communication as a community effort involving everyone who may be concerned about an issue or able to take action to create a favorable outcome for an issue. As illustrated in Fig. 9, fostering community understanding and application of the decision-making framework to build and sustain a total culture of safety, health, well-being, and productivity requires a community effort through the following four steps:

1. Engage the community,
2. Inform the interested,
3. Reward the responsive, and
4. Understand and incentivize the reluctant.

**Four Steps for Community Action**  
to build and sustain leaders, cultures, and systems  
for safety, health, well-being, and productivity



**Fig. 9.** Four steps for community action (Hoover et al. 2014).

The work of the NCRP to develop the report on Radiation Safety Aspects of Nanotechnology is evidence of a commitment to engaging the community to improve safety, health, well-being, and productivity, especially through ensuring radiation safety in nanotechnology and safe applications of nanotechnology in radiation-related settings. The interest of the radiation protection community in becoming informed about sound decision-making approaches in this area will be evident through the reading of this article and engagement in an ongoing process to develop, share, and apply meaningful information and guidance. It is hoped that readers and those with whom they partner will be rewarded by success in building and sustaining collective safety, health, well-being, and productivity. An organized message and audience-planning matrix such as described in the following section can increase the likelihood of successful communication. Such an approach, in conjunction with criteria for assessing communications, can be especially valuable in encounters with stakeholders who may be reluctant to engage in the process.

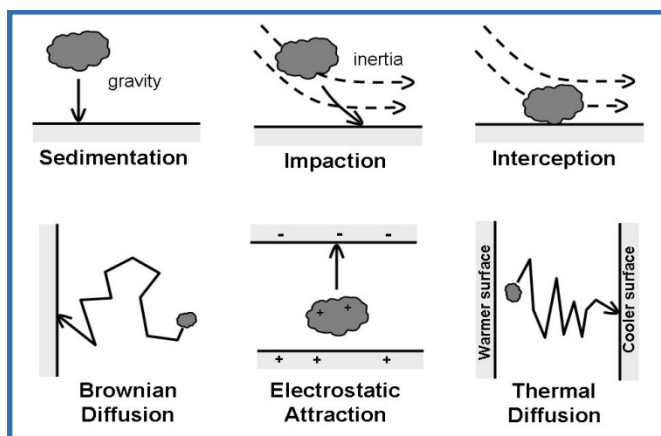
## **EXAMPLE ASSESSMENTS AT THE CONVERGENCE OF NANOTECHNOLOGY AND RADIATION-RELATED ACTIVITIES**

The following sections present examples of how the convergence of nanotechnology and radiation-related technologies can be assessed. The examples involve aspects of airborne particle-behavior; collection efficiency for nanoparticles by filtration; implications for deposition in the human respiratory tract, including the relationships among physical, thermodynamic, and aerodynamic and thermodynamic diameter; and particle-size associated aspects of radiation dosimetry.

### **Example of particle behavior considerations for filtration and respiratory protection**

To the extent possible given the current level of understanding, guidance needs to be provided on contamination control, engineered and administrative controls, personal protective equipment including respiratory protection, training, waste disposal, and emergency response. Particle-dependence of filtration and deposition of particles in the human respiratory tract are examples of special concern for nanoparticles. As shown in Fig. 10, mechanisms influencing particle motion and collection on surfaces including the respiratory tract include gravitational sedimentation, inertia, interception, Brownian diffusion, electrostatic attraction, and thermal diffusion. Knowledge of the particle size distribution is needed to estimate the dominant mechanisms of motion that will govern particle behavior in general and deposition mechanism in particular.



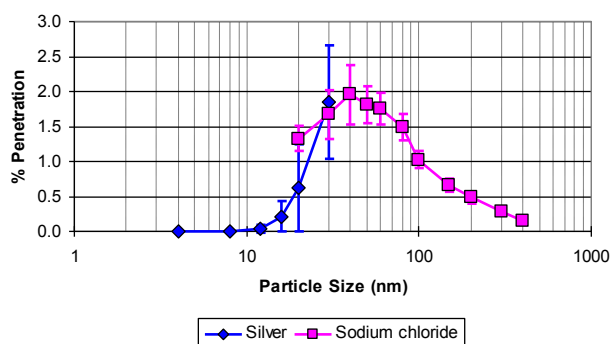


**Fig. 10.** Fundamental mechanisms of particle collection in the environment, in air filtration and air cleaning systems, and in the human respiratory tract (Hoover 2010).

It is generally recommended that high efficiency particulate air (HEPA) filters be used to clean exhaust air from containment system and facilities where radioactive materials in a dispersible, or potentially dispersible, form are used (NCRP 1998). A standard definition of a HEPA filter is one for which aerosol filtration efficiency is greater than or equal to 99.97 % for particles of  $0.3\ \mu\text{m}$ , diameter (DOE 2005). High efficiency filters generally are defined in relation to particles of around  $300\ \text{nm}$  as this is typically regarded as the ‘Most Penetrating Particle Size’ (MPPS). Note that the value of the MPPS can be significantly reduced to below  $100\ \text{nm}$  by electrostatic effects in some filter media that are treated to have enhanced collection of particles by electrostatic forces, compare to values of the MPPS that are larger than  $100\ \text{nm}$  for mechanical filters (Rengasamy et al. 2008; Hinds 2009). Theoretical models of filtration (e.g., classical single fiber theory) predict the highest filtration efficiencies for particles less than  $20\ \text{nm}$ , where diffusion deposition dominates, and greater than  $1\ \mu\text{m}$  in diameter, where sedimentation dominates, with the minimum filtration efficiency for particles around a few hundred nanometers in diameter (Hinds 1999). These theoretical predictions are confirmed by

experimental studies (Kim et al. 2007; Wang 2013). Thus, HEPA filters should be effective for the filtration of airborne nanomaterials (NIOSH 2009).

Fig. 11 illustrates how these mechanisms of particle collection are reflected in the actual penetration results for a common filter media with a collection efficiency greater than 95% used for respiratory protection.

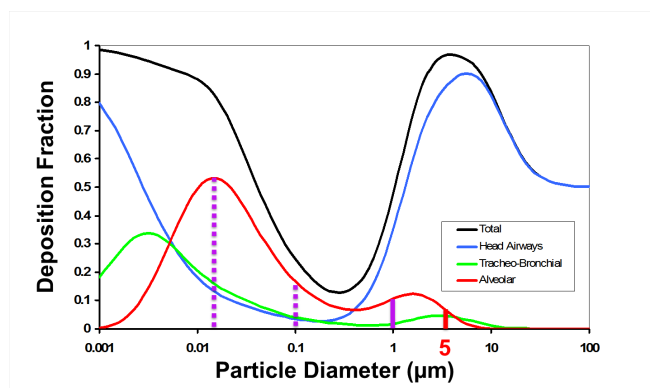


**Fig. 11.** Example of data collected using a combination of test aerosols to determine the most penetrating particle size and penetration percent for an electrostatically enhanced air filter with overall collection efficiency greater than 95%. Each data point represents the mean and standard deviation from the evaluation of five samples of the same filter media. (Rengasamy et al. 2008).

As shown in the example in Fig. 11, the MPPS for this electrostatically enhanced filter occurs in the size-range of about 30 nm where there are minimal Brownian diffusion and minimal inertial effects. As expected, for particles smaller than the MPPS the rate of penetration of particles decreases rapidly because very small particles are effectively collected by Brownian diffusion. As expected, penetration also decreases for particles with diameters greater than the MPPS because larger particles are effectively collected by inertial impaction. Information about the expected aerosol size distribution in a given situation can be compared to the expected filtration efficiency to determine the expected overall efficiency of particle collection. Particles

smaller than or greater than the MPPS will be of lesser concern than particles of size at or near the most penetrating size.

As illustrated in Fig. 12, similar to the collection behavior of particles in filter media, the particle size of airborne material determines its deposition site within the human respiratory tract.



**Fig 12.** Illustration of the particle size dependence of deposition in the human respiratory tract as calculated for spheres of unit density from the ICRP 66 Human Respiratory Tract Model for an adult male, light exercise, nose breathing (ICRP 1994).

Note that the alveolar deposition fraction for 5  $\mu\text{m}$  aerodynamic diameter particles (the workplace default assumption diameter) is lower than for 1  $\mu\text{m}$  (the environmental default assumption diameter), which is lower than for 0.01  $\mu\text{m}$  (upper end of the so-called “nano-size” range), which is lower than for 0.015  $\mu\text{m}$  (corresponding to the highest alveolar deposition for the conditions modeled in this example). Thus, knowledge of particle size will be an important aspect for effectively understanding and managing inhalation exposure risks in activities involving radiation and nanotechnology.

#### **Examples of the relationship among particle volume equivalent diameter, thermodynamic diameter, and aerodynamic equivalent diameter**

The complete understanding and interpretation of particle size includes the relationships among particle physical diameter (which can be expressed as particle volume equivalent

diameter  $d_e$ ), particle thermodynamic diameter  $d_{th}$  (which characterizes the diffusion-dominated behavior of a particle), and particle aerodynamic diameter  $d_{ae}$  (which characterizes the gravitational and inertial behaviors of a particle). ICRP equates particle volume equivalent diameter  $d_e$  with particle thermodynamic diameter  $d_{th}$ , and provides the following relationship in Section D.4.1 of Annexe D of ICRP Publication 66 to translate back and forth as necessary between  $d_{th}$  and  $d_{ae}$ :

$$d_{ae} = d_{th} \sqrt{\frac{\rho C(d_{th})}{\chi \rho_0 C(d_{ae})}}$$

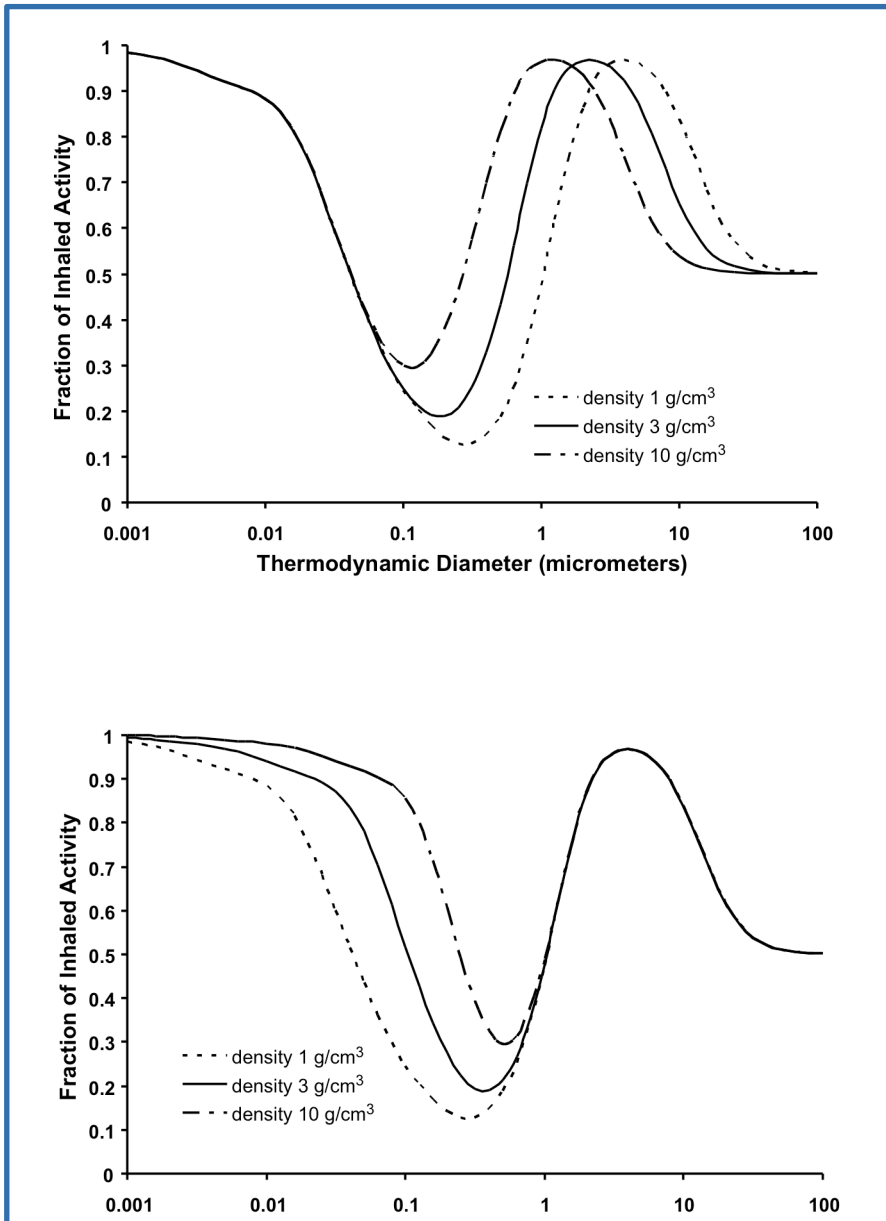
where  $\rho_0$  is the default value of unit density (1 g/cm<sup>3</sup>),  $\rho$  is the actual density of the particle,  $\chi$  is the shape factor of the particle (which ranges from 1 for a sphere to 2 for a plate-like particle),  $C(d_{th})$  is the Cunningham slip correction factor for a particle of thermodynamic diameter  $d_{th}$ , and  $C(d_{ae})$  is the Cunningham slip correction factor for a particle of aerodynamic equivalent diameter  $d_{ae}$ . Note that as particle density increases, the value of  $d_{ae}$  increases. In other words, denser particles are aerodynamically larger. Note that as the value of the shape factor increases, the value of  $d_{ae}$  decreases. In other words, elongated or plate-like particles behave as if they are smaller than spherical particles of equivalent volume. This will be the case of fiber-shaped nanomaterials such as carbon nanotubes.

The enabling feature of having a system that involves both  $d_{th}$  and  $d_{ae}$  is that particles of any size, shape, and density can be described by their characteristic thermodynamic or aerodynamic behavior. For example, in the case of a dense radioactive material such as plutonium, assuming that the density of a plutonium particle is 9 g/cm<sup>3</sup> and that the particles are round, smooth spheres with a shape factor is 1, then a particle with a volume equivalent diameter of 1 nm will have  $d_{th} =$

1 nm and  $d_{ae} = 10$  nm. Similarly, a particle with a volume equivalent diameter of about 50 nm will have  $d_{th} = 50$  nm and  $d_{ae} = 250$  nm.

As shown in Fig. 13, particle deposition in the respiratory tract is the same, regardless of which type of diameter is used. In the upper plot involving thermodynamic diameter, the deposition fraction for a 1-nm diameter particle is essentially 100%. Moving to the lower plot, if the particle were Pu with density 9 g/cm<sup>3</sup> and shape factor 1 (i.e.,  $d_{ae} = 10$  nm) then the deposition fraction is, of course, once again, essentially 100%.

Similar, equivalent results can be seen for the  $d_{th} = 50$  nm and  $d_{ae} = 250$  nm example, as well as for particles of any other size, as long as there is sufficient knowledge of (1) the volume equivalent diameter, (2) the shape factor, and (3) the density.



**Fig. 13.** Comparison of total deposition fraction in the human respiratory tract as a function of (above) thermodynamic diameter and (below) aerodynamic diameter (adapted from ICRP 1994 and Hoover 2011).

#### Example assessment of information on the biokinetic behavior of nano-PuO<sub>2</sub>

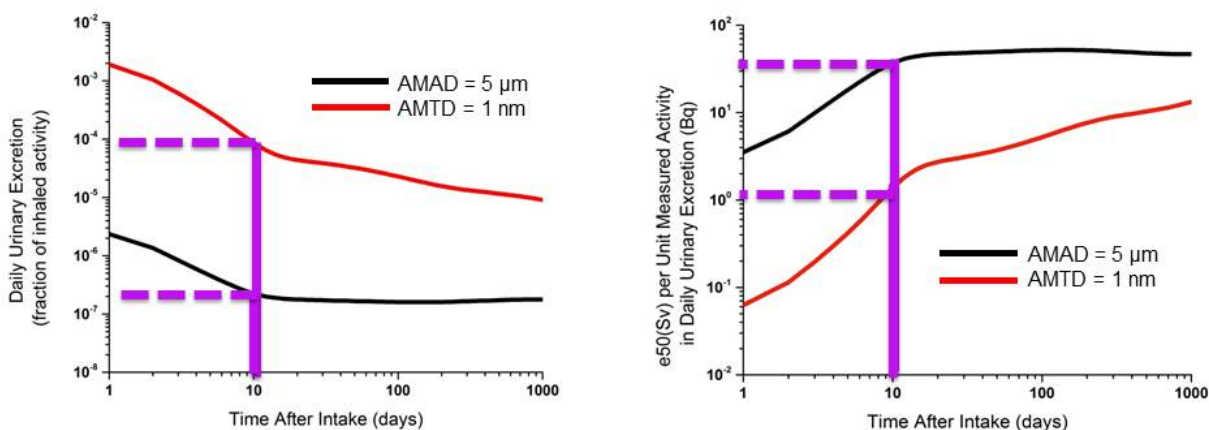
Specific guidance is needed for conducting internal dosimetry programs if radioactive nanomaterials are being handled. Possible differences in the biological uptake and in vivo

dissolution or translocation of radioactive nanoparticles, compared to more commonly encountered micrometer-sized particles, may impact the design and conduct of dosimetry programs. In particular, as noted in the particle behavior example above, how nano-sized particles are addressed in current respiratory tract and systemic dosimetry models can be evaluated. Model parameters and considerations including deposition efficiency, total and regional retention patterns, and cells and tissues at risk; dose calculation methods; and the potential for multifactorial biological effects from radiation, chemical, and physical particle properties of the nanoparticles also need to be considered.

As an example of how such examinations might be done, Cash (2014) recently addressed the issues of risk-informed decision-making for potential inhalation of plutonium-239 and -238 dioxide nanoparticles. The risk-informed approach reflected guidance developed by the National Academies (2009). Given the lack of human data, biokinetic behavior of nano-plutonium particles was derived from animal experiments. Data from the Smith et al. (1977) and Stradling et al. (1978) studies in rats were relevant. In those studies,  $^{239}\text{Pu}$  and  $^{238}\text{Pu}$  particles were size-fractionated by filtration Smith et al. reported a uniform physical size of 1 nm for particles in their <25 nm size fraction and a mass median physical diameter of 48 nm for material in their 25 nm to 220 nm size fraction. Animal exposure was by injection and pulmonary intubation, so the studies did not directly assess delivery of particles to the respiratory tract by inhalation, and results from instillation studies might not be the same as for delivery of particles to the respiratory tract by inhalation. Animals were serially sacrificed for analysis of plutonium distribution in organs, tissues, urine and feces.

As shown in Fig. 14, Cash used data from these studies to describe the relationships between lung burden and amount of radioactivity in urine and between estimated radiation dose and

amount of radioactivity in urine. The validity of the relationships shown in the figure are based on the assumption that the biokinetic behavior of Pu observed in the rat injection and instillation studies can be applied to the human inhalation exposure situation.



**Fig. 14.** Illustration of bioassay interpretation for humans exposed by inhalation to  $^{239}\text{Pu}$  particles of 1 nm AMTD compared to particles of the ICRP default workplace aerosol size assumption of 5  $\mu\text{m}$  AMAD, assuming that biokinetic information obtained from rat injection and instillation studies is relevant to the human inhalation exposure situation (Cash 2014).

Examination of the modeling results shown in Fig. 14 reveals differences in how bioassay measurements of the amount of plutonium in urine as a function of time after exposure can be interpreted as estimates of the initial amount of inhaled activity (left curve) and estimates radiation dose (right curve). As shown in Fig. 14, using information on the biokinetic behavior of nano-Pu in the rat studies suggests higher urinary excretion of nano- $^{239}\text{Pu}$  compared to excretion based on the default particle size assumption the ICRP Human Respiratory Tract Model (ICRP 1994) that the inhaled plutonium dioxide had 5- $\mu\text{m}$  AMAD with a geometric standard deviation of 2.5. For example, assuming that the  $\text{PuO}_2$  was inhaled as particles with the ICRP default workplace particle size of 5  $\mu\text{m}$  AMAD would mean that the observation of a daily



urinary excretion rate of 1 Bq Pu for an individual at 10 days after occurrence of the inhalation exposure would indicate that the fraction of initially inhaled Pu was  $2 \times 10^{-7}$  Bq and that the initially inhaled amount was therefore  $2 \times 10^7$  Bq. However, if the material was actually inhaled as particles with 1 nm AMTD, then the fraction of initially inhaled Pu would actually be  $1 \times 10^{-4}$  and the initially inhaled amount would therefore be only  $1 \times 10^4$  Bq.

Similarly, as shown in Fig. 14, use of the biokinetic data from the available animal studies predicts that the committed effective dose per unit measured activity in urine is higher for the larger default-sized particles. For example, if the observed daily excretion rate is 1 Bq Pu for an individual at 10 days after the inhalation, then an assumption that exposure was to particles with 5  $\mu$ m AMAD would indicate a committed effective dose of 30 Sv, whereas the actual dose would be only 2 Sv if the inhaled particles were 1 nm AMTD in size. Thus, to the extent that the biokinetic data from the animal studies is predictive of the behavior of nano-Pu in humans, bioassay interpretation based on use of that data in conjunction with assumption an exposure to an aerosol with the default particle size may be conservative. However, as with any effort to use data from animal studies to assess behavior of a material in humans, the interpretation may or may not be conservative for other physicochemical forms of Pu or other radionuclides. As noted by Cash, the evaluation of laboratory animal data illustrated how material-specific biokinetic information might be used to adjust the HRTM model assumptions about particle solubility and size, and thereby obtain a more representative interpretation of bioassay measurements. This  $^{239}\text{Pu}$  example involved using a greater degree of solubility than the default materials and a smaller particle size than the default size. It is prudent to keep in mind that Cash's work and associated conclusions are based on a single set of experiments in which Pu was produced using one method, i.e., exploding foil. There are other studies (e.g., Kanapilly and Diel 1980) where

Pu nanoparticles were very insoluble, to the point where the Cash conclusions might be reversed. When possible, developing material-specific information can improve the assignment of radiation dose and to justify expenditures on controls or limitations on exposures. This is an example of insights that should help in the development of informed guidance for risk assessment and management of potential exposures to nano-formulated, radioactive materials.

## **CONCLUSION**

While the full NCRP report on Radiation Safety Aspects of Nanotechnology is in preparation, the intent of this paper has been to illustrate a framework and process for addressing the convergence of radiation safety and nanotechnology and to provide examples of important issues of science and practice at that convergence. The ARECC decision-making framework; the communication and education message and audience planning matrix; the CLEAR communication assessment criteria; the example flaws in decision-making; the relevance-versus-reliability, know-versus-show, and perception-versus-reality sorting tools; and the four steps to a total culture of safety, health, well-being, and productivity are examples of how we might effectively assess, understand, communicate, and apply critical concepts and context. Success is more likely if leaders, cultures, and systems are proactively built and sustained to understand and manage hazards, exposures, and resulting potential risks at the convergence of nanotechnology and radiation-related activities. As noted in the frame-of-mind quote from Zebroski, robust risk management begins with a determined commitment by all stakeholders to rigorous decision-making processes. Considerations described above are being taken into account as the report on radiation safety aspects of nanotechnology is being developed, and these considerations for a robust decision-making framework and process can be continuously applied to build and sustain

leaders, cultures, and systems for safety at the convergence of nanotechnology and radiation-related activities.

*Acknowledgments*-- The authors gratefully acknowledge Dr. John Boice and the National Council on Radiation Protection and Measurements for creating and supporting Scientific Committee 2-6. Appreciation is also expressed to Stephanie Mathews, Dr. Ilise Feitshans, Dr. John Iskander, and Dr. Stacey Harper for their valuable coauthor contributions on the Encyclopedia of Toxicology chapter on communications concepts and their useful discussions and input on application of the communications concepts to broader applications such as the emerging confluence of nanotechnology and radiation safety. The findings and conclusions in this presentation are those of the authors and do not necessarily represent the views of their respective organizations. The authors gratefully acknowledge the support of their respective organizations.

## REFERENCES

- American Statistical Association (ASA). Guidelines for assessment and instruction in statistics education (GAISE) report; 2007. Available at <http://www.amstat.org/education/gaise/>. Accessed 7 October 2014.
- Boice JD. Implications of radiation dose and exposed populations on radiation protection in the 21<sup>st</sup> century. *Health Phys* 106:313-328; 2014.
- Brandt MT. Industrial Hygiene in the 21st Century. *The Synergist* 21(8):8; 2010.
- Cash LJ. Risk-informed decision-making for potential inhalation of plutonium-239 and -238 dioxide nanoparticles: Use of default assumptions and material-specific data for assessing dose, DrPH dissertation. Baltimore, MD: Johns Hopkins University; 2014.

- Chandra N. et al., Radioactive Gold Nanoparticles in Cancer Therapy: Therapeutic Efficacy Studies of GA-198AuNP Nanoconstruct in Prostate Tumor-bearing Mice, *Journal of Nanotechnology, Biology, and Medicine*, April 2010.
- de la Iglesia D, Harper S, Hoover MD, Klaessig F, Lippell P, Maddux B, Morse J, Nel A, Rajan K, Reznik-Zellen R, Tuominen MT. Nanoinformatics 2020 Roadmap; 2011. Available at <http://eprints.internano.org/607/>. Accessed 7 October 2014.
- DOE. Specification for HPA filters used by DOE contractors, Technical Standard DOE-STD-3020-2005. Washington, DC: U.S. Department of Energy; 2005.
- Feitshans IL. Forecasting Nano Law: Defining Nano, *Nanotechnology Perceptions* 8(1):17-34; 2012.
- Hinds WE. *Aerosol Technology: Properties, Behavior and Measurement of Airborne Particles*, 2nd Edition. New York: Wiley-Interscience; 1999.
- Hoover MD, Stefaniak AB, Day GA, Geraci CL. Exposure assessment considerations for nanoparticles in the workplace, Chapter 5 in *Nanotoxicology: Characterization, Dosing, and Health Effects*, Nancy A. Monteiro-Riviere and C. Lang Tran, eds, New York: Informa healthcare, pp. 71-83; 2007.
- Hoover MD. Filtration. in *Radioactive Air Sampling Methods*, M.L. Maiello and M.D. Hoover, Editors. CRC Press: Boca Raton, FL; 2010.
- Hoover MD. Nanotechnology: risk management challenges and opportunities, in *Risk management for tomorrow's challenges*, (R.A. Knief and M.A. Prelas, eds.), LaGrange Park, IL: American Nuclear Society, pp. 16-26; 2011.

Hoover MD, Armstrong T, Blodgett T, Fleeger AK, Logan PW, McArthur B, Middendorf PJ.

Confirming our industrial hygiene decision-making framework, *The Synergist* 22(1):10; 2011.

Hoover MD, Cash LJ, Mathews SM, Feitshans IL, Iskander J, Harper SL. ‘Toxic’ and

‘nontoxic’: confirming critical terminology concepts and context for clear communication, in *Encyclopedia of Toxicology*, 3rd edition (P. Wexler, ed), Oxford: Elsevier, Vol. 4, pp. 610–616; 2014.

Hoover MD, Rickabaugh KP. Quality Assurance Considerations for Nanoparticles, in *AIHA*

*Laboratory Quality Assurance Manual*, 5<sup>th</sup> edition (Mary Eide, ed), Falls Church, VA: American Industrial Hygiene Association; 2014.

International Atomic Energy Agency, *Emerging Applications of Radiation in Nanotechnology*,

IAEA-TECDOC-1438, Vienna, Austria, March 2005. Available at [www-](http://www-pub.iaea.org/MTCD/publications/PDF/te_1438_web.pdf)

[pub.iaea.org/MTCD/publications/PDF/te\\_1438\\_web.pdf](http://www-pub.iaea.org/MTCD/publications/PDF/te_1438_web.pdf). Accessed 24 August 2014.

International Commission on Radiological Protection (ICRP). International Commission on

Radiological Protection Publication 66: Human Respiratory Tract Model for Radiological Protection, in *Annals of the ICRP*, H. Smith, Editor; 1994.

Iskander J. Scientific reviewing for physicians: a CLEAR approach, *Public Health Service*

*Medical Category*, Atlanta, GA: Centers for Disease Control and Prevention; 2012.

Kanapilly GM, Diel JH. Ultrafine <sup>239</sup>PuO<sub>2</sub> aerosol generation, characterization and short-term inhalation study in the rat. *Health Phys.* 39(3):505-519; 1980.

Kannan R, Katti K, et al. Bombesin functionalized gold nanoparticles show in vitro and in vivo cancer receptor specificity, in Proceeding of the National Academy of Sciences of the United States of America, April 2010.

Kaplan, S. Risk Assessment and Risk Management – Basic Concepts and Terminology. In Risk Management: Expanding Horizons in Nuclear Power and Other Industries. R.A. Knief, V.B. Briant, R.B. Lee, R.L. Long, and J.A. Mahn, eds., New York. Hemisphere Publishing; 1991.

Kim SE, Harrington MS, Pui DYH. Experimental study of nanoparticles penetration through commercial filter media, J. Nanopart. Res. 9:117-125; 2007.

McNeil SE. Nanotechnology for the Biologist. Journal of Leukocyte Biology 78:585-594; 2005.

The National Academies. Science and Decisions: Advancing Risk Assessment. Washington, DC: The National Academies Press; 2009.

NCRP. Operational Radiation Safety Program, NCRP Report No. 127. Bethesda, MD: National Council on Radiation Protection and Measurements; 1998.

National Institute for Occupational Safety and Health. Approaches to Safe Nanotechnology: Managing the Health and Safety Concerns Associated with Engineered Nanomaterials, DHHS (NIOSH) Publication No. 2009-125. Cincinnati, OH: U.S. Department of Health and Human Services, Centers for Disease Control and Prevention, National Institute for Occupational Safety and Health. <http://www.cdc.gov/niosh/docs/2009-125/pdfs/2009-125.pdf>. Accessed 7 October 2014.

National Institute for Occupational Safety and Health. Occupational Exposure to Titanium Dioxide. DHHS (NIOSH), Publication No. 2011-160. Cincinnati, OH: US Department of Health and Human Services, Public Health Service, Centers for Disease Control, National

Institute of Occupational Safety and Health; 2011. Available at

***<http://www.cdc.gov/niosh/docs/2011-160/pdfs/2011-160.pdf>***. Accessed 7 October 2014.

National Institute for Occupational Safety and Health. Occupational Exposure to Carbon

Nanotubes and Nanofibers. DHHS (NIOSH) Publication No. 2013-145. Cincinnati, OH: US

Department of Health and Human Services, Public Health Service, Centers for Disease

Control, National Institute of Occupational Safety and Health; 2013. Available at

***<http://www.cdc.gov/niosh/docs/2013-145/pdfs/2013-145.pdf>***. Accessed 7 October 2014.

National Nanotechnology Initiative (NNI), Nanotechnology 101, National Nanotechnology

Coordinating Office, Washington, DC, Available at ***[http://www.nano.gov/nanotech-](http://www.nano.gov/nanotech-101/what#content#content)***

***[101/what#content#content](http://www.nano.gov/nanotech-101/what#content#content)***. Accessed 7 October 2014.

Rengasamy S, King WP, Eimer B, Shaffer RE. Filtration performance of NIOSH-approved N95

and P100 filtering-facepiece respirators against 4-30 nanometer size particles, J Occup

Environ Hyg 5:556–564; 2008.

Sheets NC, Wang AZ. Radioisotopes and nanomedicine, in Radioisotopes - Applications in Bio-

Medical Science, N. Singh (Ed.): InTech; 2011. Available at

***<http://www.intechopen.com/books/radioisotopes-applications-in-bio-medical-science/radioisotopes-and-nanomedicine>***. Accessed 7 October 2014.

Simonelli, F. et al., Cyclotron Production of Radioactive CeO<sub>2</sub> Nanoparticles and their

Application in Vitro Uptake Studies, IEEE Transactions on NanoBioscience, March, 2011.

Smith, H et al. The in vivo solubility of plutonium-239 dioxide in the rat lung. Health Phys.

33(6):539-51; 1977.

Stradling GN et al. Factors affecting the mobility of plutonium-238 dioxide in the rat.

International Journal of Radiation Biology and Related Studies in Physics, Chemistry, and Medicine 34(1):37-47; 1978.

The Minerals, Metals & Materials Society (TMS). NanoNuclear 2012, Collaborative Report on the Workshop held June 6-8, 2012, Gaithersburg, MD; 2012. Available at

*[www.tms.org/meetings/2012/nanonuclear](http://www.tms.org/meetings/2012/nanonuclear)*. Accessed 7 October 2014.

Wang J. Effects of particle size and morphology on filtration of airborne nanoparticles, KONA Powder and Particle Journal. 30:256-266; 2013.

Wexler, P., ed. Encyclopedia of Toxicology, 3rd edition, Elsevier, Oxford, 2014.

Zebroski EL. Lessons Learned from Man-Made Catastrophes. In Risk Management: Expanding Horizons in Nuclear Power and Other Industries. R.A. Knief, V.B. Briant, R.B. Lee, R.L. Long, and J.A. Mahn, eds., Hemisphere Publishing, New York, 1991.

Zyklotron Website, Radioactive Nanoparticles (e.g, titanium oxide) are available for Precision Tracer Measurements in Engineering Processing Plants as well as in Biology and Medicine, Available at <http://www.zyklotron-ag.de/en/special-applications/labeling-of-nanoparticles>. Accessed 7 October 2014.