

LA-UR-15-28761

Approved for public release; distribution is unlimited.

Title: Status Update of the Majorana Demonstrator Neutrinoless Double Beta Decay Experiment

Author(s): Gruzko, Julieta
Rielage, Keith Robert
Xu, Wenqin
Elliott, Steven Ray
Massarczyk, Ralph
Goett, John Jerome III
Chu, Pinghan

Intended for: Web

Issued: 2015-11-10

Disclaimer:

Los Alamos National Laboratory, an affirmative action/equal opportunity employer, is operated by the Los Alamos National Security, LLC for the National Nuclear Security Administration of the U.S. Department of Energy under contract DE-AC52-06NA25396. By approving this article, the publisher recognizes that the U.S. Government retains nonexclusive, royalty-free license to publish or reproduce the published form of this contribution, or to allow others to do so, for U.S. Government purposes. Los Alamos National Laboratory requests that the publisher identify this article as work performed under the auspices of the U.S. Department of Energy. Los Alamos National Laboratory strongly supports academic freedom and a researcher's right to publish; as an institution, however, the Laboratory does not endorse the viewpoint of a publication or guarantee its technical correctness.

DPF2015-1
November 3, 2015

Status Update of the MAJORANA DEMONSTRATOR Neutrinoless Double Beta Decay Experiment

J. GRUSZKO, M. BUUCK, C. CUESTA, J.A. DETWILER, I.S. GUINN, J. LEON,
AND R.G.H. ROBERTSON

*Center for Experimental Nuclear Physics and Astrophysics, and Department of
Physics
University of Washington, Seattle, WA, USA*

N. ABGRALL, A.W. BRADLEY, Y-D. CHAN, S. MERTENS, AND A.W.P. POON
*Nuclear Science Division, Lawrence Berkeley National Laboratory, Berkeley, CA,
USA*

I.J. ARNQUIST, E.W. HOPPE, R.T. KOUZES, B.D. LAFERRIERE, AND
J.L. ORRELL

Pacific Northwest National Laboratory, Richland, WA, USA

F.T. AVIGNONE III

*Department of Physics and Astronomy, University of South Carolina, Columbia,
SC, USA and Oak Ridge National Laboratory, Oak Ridge, TN, USA*

A.S. BARABASH, S.I. KONOVALOV, AND V. YUMATOV

*National Research Center “Kurchatov Institute” Institute for Theoretical and
Experimental Physics, Moscow, Russia*

F.E. BERTRAND, A. GALINDO-URIBARRI, D.C. RADFORD, R.L. VARNER,
B.R. WHITE, AND C.-H. YU

Oak Ridge National Laboratory, Oak Ridge, TN, USA

V. BRUDANIN, M. SHIRCHENKO, S. VASILYEV, E. YAKUSHEV, AND I. ZHITNIKOV

Joint Institute for Nuclear Research, Dubna, Russia

M. BUSCH

*Department of Physics, Duke University, Durham, NC, USA and Triangle
Universities Nuclear Laboratory, Durham, NC, USA*

D. BYRAM, B.R. JASINSKI, AND N. SNYDER

Department of Physics, University of South Dakota, Vermillion, SD, USA

A.S. CALDWELL, C.D. CHRISTOFFERSON, C. DUNAGAN, S. HOWARD,
A.M. SURIANO

South Dakota School of Mines and Technology, Rapid City, SD, USA

P.-H. CHU, S.R. ELLIOTT, J. GOETT, R. MASSARCZYK, K. RIELAGE, AND
W. XU

Los Alamos National Laboratory, Los Alamos, NM, USA

YU. EFREMENKO

*Department of Physics and Astronomy, University of Tennessee, Knoxville, TN,
USA*

H. EJIRI

Research Center for Nuclear Physics, Osaka University, Ibaraki, Osaka, Japan

T. GILLISS, G.K. GIOVANETTI, R. HENNING, M.A. HOWE, J. MACMULLIN,
S.J. MEIJER, C. O'SHAUGHNESSY, J. RAGER, B. SHANKS, J.E. TRIMBLE, AND
K. VORREN

*Department of Physics and Astronomy, University of North Carolina, Chapel Hill,
NC, USA and Triangle Universities Nuclear Laboratory, Durham, NC, USA*

M.P. GREEN

*Department of Physics, North Carolina State University, Raleigh, NC, USA,
Triangle Universities Nuclear Laboratory, Durham, NC, USA, and Oak Ridge
National Laboratory, Oak Ridge, TN, USA*

V.E. GUISEPPE, D. TEDESCHI, AND C. WISEMAN

*Department of Physics and Astronomy, University of South Carolina, Columbia,
SC, USA*

K.J. KEETER

Department of Physics, Black Hills State University, Spearfish, SD, USA

M.F. KIDD

Tennessee Tech University, Cookeville, TN, USA

R.D. MARTIN

*Department of Physics, Engineering Physics and Astronomy, Queen's University,
Kingston, ON, Canada*

E. ROMERO-ROMERO

*Department of Physics and Astronomy, University of Tennessee, Knoxville, TN,
USA and Oak Ridge National Laboratory, Oak Ridge, TN, USA*

K. VETTER¹

*Nuclear Science Division, Lawrence Berkeley National Laboratory, Berkeley, CA,
USA, Department of Physics and Astronomy, University of North Carolina, Chapel
Hill, NC, USA, and Triangle Universities Nuclear Laboratory, Durham, NC, USA*

J.F. WILKERSON

*Department of Physics and Astronomy, University of North Carolina, Chapel Hill,
NC, USA, Triangle Universities Nuclear Laboratory, Durham, NC, USA, and Oak
Ridge National Laboratory, Oak Ridge, TN, USA*

¹Alternate address: Department of Nuclear Engineering, University of California, Berkeley, CA, USA

Neutrinoless double beta decay searches play a major role in determining neutrino properties, in particular the Majorana or Dirac nature of the neutrino and the absolute scale of the neutrino mass. The consequences of these searches go beyond neutrino physics, with implications for Grand Unification and leptogenesis. The MAJORANA Collaboration is assembling a low-background array of high purity Germanium (HPGe) detectors to search for neutrinoless double-beta decay in ^{76}Ge . The MAJORANA DEMONSTRATOR, which is currently being constructed and commissioned at the Sanford Underground Research Facility in Lead, South Dakota, will contain 44 kg (30 kg enriched in ^{76}Ge) of HPGe detectors. Its primary goal is to demonstrate the scalability and background required for a tonne-scale Ge experiment. This is accomplished via a modular design and projected background of less than 3 cts/tonne-yr in the region of interest. The experiment is currently taking data with the first of its enriched detectors.

PRESENTED AT

DPF 2015

The Meeting of the American Physical Society

Division of Particles and Fields

Ann Arbor, Michigan, August 4–8, 2015

Majorana

1 Introduction

In a number of even-even nuclei, β decay is energetically forbidden, but the second-order weak process of 2ν double- β decay is allowed. In this rare decay, first proposed by Goeppert-Mayer in 1935 [1], $(A, Z) \rightarrow (A, Z + 2) + 2e^- + 2\nu$. If the neutrino is a Majorana particle, neutrinoless double- β decay could also occur via the exchange of a light Majorana neutrino, or by other mechanisms [2]. This decay, $(A, Z) \rightarrow (A, Z + 2) + 2\beta$, violates lepton number and provides a model-independent test of the nature of the neutrino.

The rate of neutrinoless double- β ($0\nu\beta\beta$) decay via light Majorana neutrino exchange is given by

$$(T_{1/2}^{0\nu})^{-1} = G^{0\nu} |M_{0\nu}|^2 \left(\frac{\langle m_{\beta\beta} \rangle}{m_e} \right)^2$$

where $G^{0\nu}$ is a phase space factor, $M_{0\nu}$ is the nuclear matrix element, and m_e is the electron mass. $\langle m_{\beta\beta} \rangle$ is the effective Majorana mass of the exchanged neutrino, $\langle m_{\beta\beta} \rangle = \left| \sum_{i=1}^3 U_{ei}^2 m_i \right|$, where U_{ei} specifies the admixture of neutrino mass eigenstate i in the electron neutrino. Because $\langle m_{\beta\beta} \rangle$ depends on the oscillation parameters, both the overall neutrino mass and the mass hierarchy can contribute to the observed rate (see Fig. 1). Provided the nuclear matrix elements are understood, $0\nu\beta\beta$ decay experiments could establish an absolute scale for the neutrino mass.

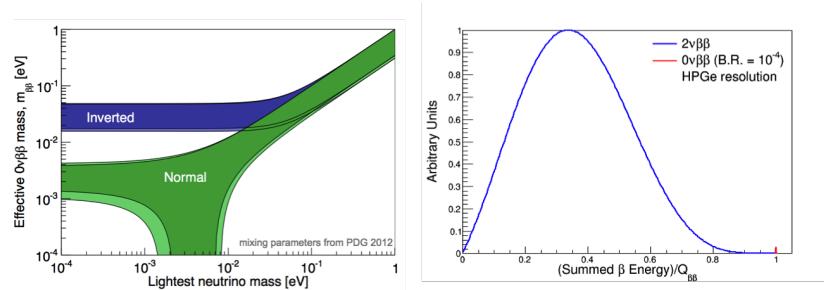


Figure 1: *Left:* $\langle m_{\beta\beta} \rangle$, and therefore the $0\nu\beta\beta$ rate, depend on the mass hierarchy and overall mass scale. [3] *Right:* The experimental signature of $0\nu\beta\beta$ decay as it would appear in ^{76}Ge .

The experimental signature of such a decay would be a peak in energy at the endpoint of the two-neutrino mode spectrum with width defined by the experiment's energy resolution, as shown in Fig. 1. Given the extremely low rates predicted (current limits indicate $T_{1/2} > 10^{25}$ years) and irreducible background due to the 2ν mode, high source mass, high efficiency, excellent resolution and extremely low backgrounds in the signal region are key.

In the previous generation of experiments, the most sensitive limits on $0\nu\beta\beta$ decay came from the IGEX [4, 5] and Heidelberg-Moscow [6] experiments, both using ^{76}Ge . An observation of $0\nu\beta\beta$ decay was claimed by a subgroup of the Heidelberg-Moscow collaboration [7]. Recent searches carried out in ^{76}Ge (GERDA [8]), in ^{136}Xe (EXO-200 [9], KamLAND-ZEN [10]), and in ^{130}Te (CUORE-0 [11]) have set limits that do not support such a claim.

2 The MAJORANA DEMONSTRATOR

2.1 Overview

The MAJORANA DEMONSTRATOR (MJD) [12] is an array of enriched and natural germanium detectors that will search for the $0\nu\beta\beta$ decay of ^{76}Ge . Its main goal is to achieve backgrounds of 3 counts/tonne-year in the 4 keV region of interest (ROI) around the 2039 keV $Q_{\beta\beta}$ of ^{76}Ge $0\nu\beta\beta$ decay after analysis cuts. This background level, which scales to 1 count/ROI-t-y in a tonne-scale experiment, is the most aggressive background goal of any current experiment. MJD's additional goals are to establish the feasibility of constructing and fielding modular arrays of germanium detectors and to conduct searches for other physics beyond the standard model, such as WIMP dark matter and axions.

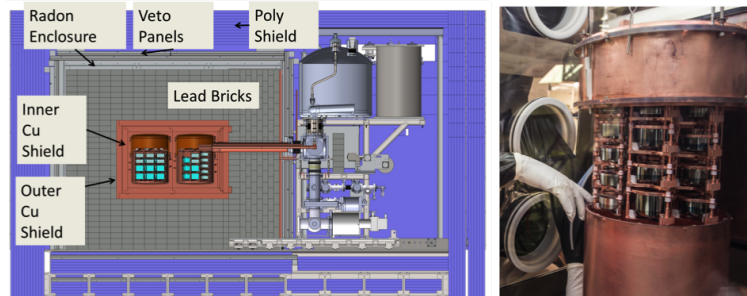


Figure 2: *Left:* A model of the MAJORANA DEMONSTRATOR, showing the shielding and veto system. *Right:* The cryostat of Module 1, being sealed while inside the glovebox.[†]

MJD consists of 44 kg of P-type point-contact (PPC) germanium detectors. 29.7 kg of this material is enriched to 87% ^{76}Ge , contained in 35 detectors provided by ORTEC, and the remaining 15 kg is natural-abundance germanium, contained in 24 BEGe detectors from Canberra. The PPC geometry was chosen for two reasons: its small (~ 1 pF) capacitance, which leads to good energy resolution (< 2.3 keV FWHM

[†]Photo from <http://pics.sanfordlab.org/>

at 1333 keV) and low energy thresholds ($\mathcal{O}(\text{a few keV})$), and its localized weighting potential, which allows for multi-site event rejection.

MJD uses a modular design, making it naturally scalable to tonne-scale and allowing for staged deployment. Two ultra-clean electroformed copper cryostats each contain seven “strings” of three to five detectors each. The two cryostats have independent vacuum and cryogenic systems, and share a compact passive shield and 4π active muon veto system. See Fig. 2. Implementation is divided into three stages: (1) The Prototype Cryostat, used for R&D, which was made from OFHC copper and contained ten natural Ge detectors, (2) Module 1, which contains 16.8 kg of enriched Ge (20 detectors) and 5.7 kg of natural Ge (9 detectors), and (3) Module 2, which contains 12.6 kg of enriched Ge (14 detectors) and 9.4 kg of natural Ge (15 detectors).

2.2 Background Reduction

MJD is being built and housed at the 4850’ level (4260 m.w.e. overburden) of the Sanford Underground Research Facility (SURF) [13] in Lead, South Dakota, to reduce cosmogenic activation of materials and muon flux in the experiment. Construction is being done in a class 1000 cleanroom to limit contamination from natural radioactivity, with ultra-low background components (i.e. all parts internal to the cryostats) assembled in a class 10 nitrogen-purged glovebox, to reduce radon contamination. Most low-background parts are machined in an underground shop to control contamination and cosmogenic activation, and tracked extensively [14]. To reduce

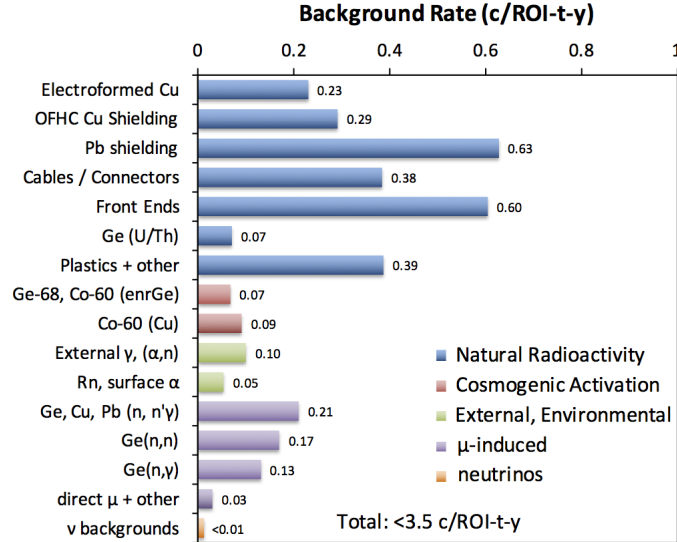


Figure 3: A breakdown of expected background contributions in the MAJORANA DEMONSTRATOR.

background contributions from natural radioactivity, the MAJORANA Collaboration has conducted an extensive assay campaign using gamma counting, NAA, ICP-MS, and GDMS. Most components of the experiment are made from ultra-clean copper that has been electroformed underground at SURF and Pacific Northwest National Laboratories. Current assays indicate that this copper has less than $0.1 \mu\text{Bq/kg}$ of activity in each of the uranium and thorium decay chains. All other components are low-mass and use low-background materials. Based on assay values and upper limits, the background rate is projected to be < 3.5 counts/ROI-t-y. See Fig. 3 for details.

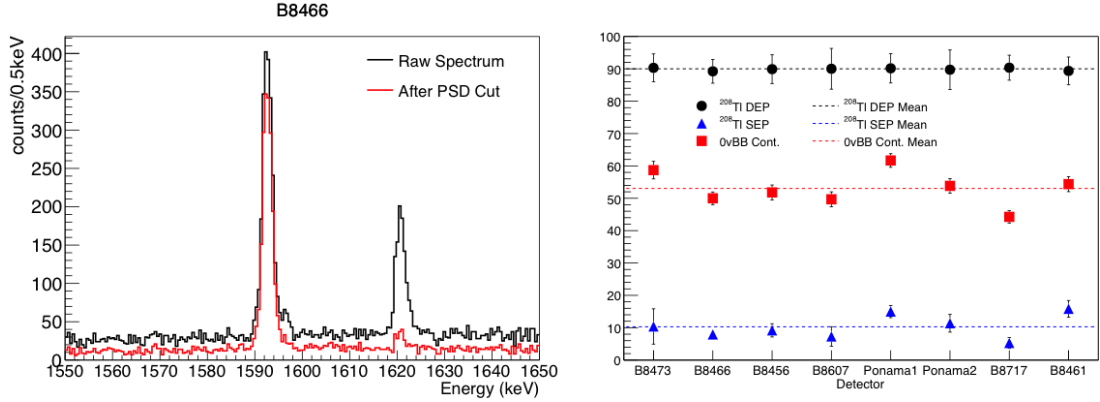


Figure 4: *Left:* The energy spectrum for a natural BEGe detector in the Prototype Cryostat shows that multi-site events are cut effectively, while retaining high efficiency for a nearby single-site peak. *Right:* In prototype cryostat calibration runs, pulse shape discrimination methods are tuned to retain 90% of known single-site events, found in the ^{208}Th double escape peak. They reject $> 90\%$ of known multi-site events, found in the ^{208}Th single escape peak. At $Q_{\beta\beta}$, the Compton continuum is reduced by 50%.

Powerful background-rejection analysis techniques further enable the DEMONSTRATOR's physics reach. The goal of such techniques is to reject multiple interaction site events due to gamma rays, since they are not plausible double-beta decay candidate events. Using pulse shape discrimination methods [15], it is possible reject 90% of multi-site events while retaining 90% of single-site events and reducing the Compton continuum at $Q_{\beta\beta}$ by approximately 50%, as seen in Fig. 4.

3 Status of the MAJORANA DEMONSTRATOR

The Prototype Module, which included a commercial copper cryostat, was used for research and development of mechanical systems, fabrication and cleaning processes, and assembly procedures. It took data in the shield from July 2014 to June 2015, and has now been decommissioned.

Module 1, which included the first of two ultra-clean cryostats, was moved into the shield at the end of May 2015. It is now in commissioning with 23 of 29 detectors operating, giving 14 kg of enriched mass and 3.7 kg of natural germanium. A calibration spectrum for one of the enriched detectors in Module 1 can be seen in Fig. 5. The module is currently taking data without the inner electroformed copper shield in place. It will be removed from the shield and return to the glovebox once more, to allow for the installation of low-background gaskets and repair of the inoperable detectors. Blinded data-taking with Module 1 will begin shortly.

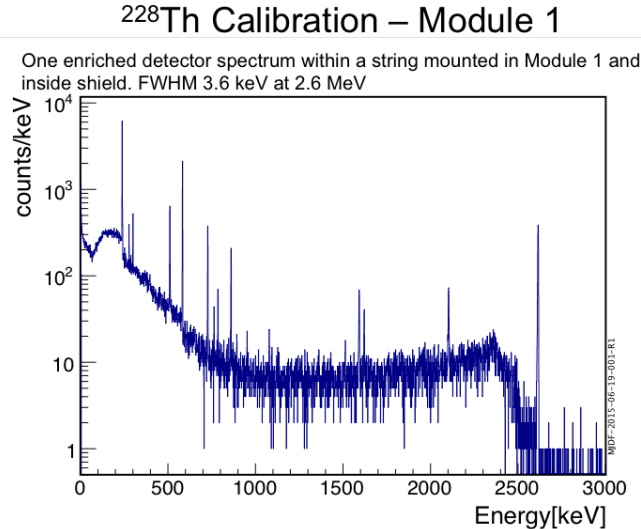


Figure 5: A ^{228}Th calibration with an enriched detector in Module 1, with incomplete shielding in place.

Module 2, the final stage of the DEMONSTRATOR, is in construction; the first detector strings have been built, and the vacuum system is nearing completion. Module 2 is planned to be in commissioning by the end of 2015.

ACKNOWLEDGMENTS

This material is based upon work supported by the U.S. Department of Energy, Office of Science, Office of Nuclear Physics. We acknowledge support from the Particle Astrophysics Program of the National Science Foundation. This research uses these US DOE Office of Science User Facilities: the National Energy Research Scientific Computing Center and the Oak Ridge Leadership Computing Facility. We acknowledge support from the Russian Foundation for Basic Research. We thank our hosts and colleagues at the Sanford Underground Research Facility for their support. This material is based upon work supported by the National Science Foundation Graduate Research Fellowship Program under Grant No. DGE 1256082.

References

- [1] M. Goeppert-Mayer, Phys. Rev. **48**, 512 (1935).
- [2] F. T. Avignone, III, S. R. Elliott and J. Engel, Rev. Mod. Phys. **80**, 481 (2008) [arXiv:0708.1033 [nucl-ex]].
- [3] A. Schubert and J. F. Wilkerson, PhD thesis, The University of Washington (2012)
- [4] C. E. Aalseth *et al.* [IGEX Collaboration], Phys. Rev. D **65**, 092007 (2002) [hep-ex/0202026].
- [5] C. E. Aalseth *et al.*, Phys. Rev. D **70**, 078302 (2004) [nucl-ex/0404036].
- [6] L. Baudis *et al.*, Phys. Rev. Lett. **83**, 41 (1999) [hep-ex/9902014].
- [7] H. V. Klapdor-Kleingrothaus *et al.*, Eur. Phys. J. A **12**, 147 (2001) [hep-ph/0103062].
- [8] M. Agostini *et al.* [GERDA Collaboration], Phys. Rev. Lett. **111**, no. 12, 122503 (2013) [arXiv:1307.4720 [nucl-ex]].
- [9] J. B. Albert *et al.* [EXO-200 Collaboration], Nature **510**, 229 (2014) [arXiv:1402.6956 [nucl-ex]].
- [10] A. Gando *et al.* [KamLAND-Zen Collaboration], Phys. Rev. C **86**, 021601 (2012) [arXiv:1205.6372 [hep-ex]].
- [11] K. Alfonso *et al.* [CUORE Collaboration], Phys. Rev. Lett. **115**, no. 10, 102502 (2015) [arXiv:1504.02454 [nucl-ex]].
- [12] N. Abgrall *et al.* [Majorana Collaboration], Adv. High Energy Phys. **2014**, 365432 (2014) [arXiv:1308.1633 [physics.ins-det]].
- [13] J. Heise, J. Phys. Conf. Ser. **606**, no. 1, 012015 (2015) [arXiv:1503.01112 [physics.ins-det]].
- [14] N. Abgrall *et al.* [Majorana Collaboration], Nucl. Instrum. Meth. A **779**, 52 (2015).
- [15] D. Budjas, M. Barnabe Heider, O. Chkvorets, N. Khanbekov and S. Schonert, JINST **4**, P10007 (2009) [arXiv:0909.4044 [nucl-ex]].