

# How are we Doing?

## **Sandia National Laboratories Facilities Management and Operations Center**









# Maintenance

## High-Level to DOE HQ

---





MAINTENANCE	STATUS
1. Deferred Maintenance % Reduction	
2. Maintenance Funding 2% - \$% RPV	
3. Facility Condition Index	
4. Costs per Sq. Ft.	




# Maintenance

## Medium-Level to DOE Local

---









MAINTENANCE	STATUS
1. Deferred Maintenance % Reduction	
2. Maintenance Funding 2% - \$% RPV	
3. Proactive to Total Maintenance Ratio > 60%	
4. Safety Measures DACR/RI/BBS	



# FMOOC

## Monthly Measures

---

MAINTENANCE	STATUS
1. Service Request Processing	
2. Backlog by Type/Trend/Department/Craft	
3. Work Order Cycle Time by Priority (1-6)	
4. Corrective Maintenance Cycle Time	
5. PM Completion % (on-time and total)	
6. PM Completion % by Team and Priority	
7. Proactive to Total Maintenance percentage	
8. Work Order Duration (TS, PMR, CM)	



# Performance Reporting

---

<b>Action</b>		<b>Responsibility</b>	<b>Status Reported</b>
1	DOE HQ Measures (TYSP) annual DOE score provided by OMB	Jones	Annually
2	DOE Local Measures Quarterly with Annual score (PEP, tied to contract award fee)	Quintenz	Quarterly
3	Provide Monthly measures to Management, Supervision and Operations (Building Managers)	Williams	Monthly
4	Develop and implement annual self-assessment schedule (1 per quarter minimum)	Williams	Monthly Tracking in Place