

Silicon-Nanodisks for Resonant Directional Scattering and Light Extraction

Isabelle Staude^{*,1}, Andrey E. Miroshnichenko¹, Manuel Decker¹, Nche T. Fofang², Sheng Liu², Edward Gonzales², Jason Dominguez², Ting S. Luk², Dragomir N. Neshev¹, Igal Brener², and Yuri S. Kivshar¹

¹Nonlinear Physics Centre, The Australian National University, Canberra, ACT 0200, Australia

²Center for Integrated Nanotechnologies, Sandia National Laboratory, Albuquerque, New Mexico 87185, United States

*corresponding author, E-mail: ips124@physics.anu.edu.au

Abstract

Silicon nanodisks support electric and magnetic Mie-type resonances, which can be tuned independently *via* the nanodisk geometry. We utilize arrays of such silicon nanodisks with engineered resonances to demonstrate directional far-field scattering as well as shaping of the emission spectra of semiconductor quantum dots. Our results suggest a novel approach for utilizing controlled interference of Mie-type modes of all-dielectric nanoparticles for functional metasurfaces and highly directional nanoantennas.

1. Introduction

Driven by their huge potential for a range of important potential applications, including plasmonic metamaterials and nanoantennas, metallic nanostructures have been extensively studied in the last decade and still remain an active field of research. However, plasmonic nanostructures inherently suffer from strong dissipative losses of metals at optical frequencies, thereby critically hampering the performance and practical applicability of most of their potential applications in nano-optics. A new route to overcome this persistent problem is now opened up by recent experimental observations of electric and magnetic Mie-type resonances in high-permittivity all-dielectric nanoparticles. While such all-dielectric nanoparticles exhibit very low losses at optical frequencies, their resonances can be utilized in direct analogy to plasmonic resonances of metallic nanoparticles to engineer the nanoparticles' optical response towards specific applications.

Of particular interest for all-dielectric optical nanoantennas is the controlled interference of electric and magnetic resonances, as it offers unique opportunities for tailoring directional scattering [1-4], including the suppression of resonant backward scattering in the case of a spectral mode overlap [3] and reversal of the scattering direction depending on the incident wavelength [4]. However, to date most experiments on scattering by all-dielectric nanoparticles have been focused on geometries like spheres or cubes, which do not allow for individual spectral tuning of the magnetic and electric resonances [5]. Here, we overcome this limitation and demonstrate

experimentally that all-dielectric silicon nanodisks enable the individual spectral control over the induced electric and magnetic resonances of the particles, including the case of a spectral mode overlap [6].

2. Results and Discussion

In experiment we fabricate silicon nanodisk arrays on silicon oxide substrate using electron-beam lithography on silicon-on-insulator wafers in combination with reactive ion etching. A scanning electron micrograph of a typical fabricated sample is shown in Fig. 1a. Next, the silicon nanodisks are embedded into a low-refractive index matrix using low-pressure chemical vapor deposition of silicon oxide and spin-on dielectric in order to create a homogenous dielectric environment. A systematic variation of the nanodisk diameter at constant nanodisk height allows us to tune the spectral positions of the nanodisks' electric and magnetic resonances with respect to each other and to bring them into a spectral overlap [6]. Near-normal-incidence linear-optical transmittance and reflectance spectra of the fabricated nanodisk arrays are measured using a home-built white-light spectroscopy setup (see Fig. 1b for reflectance spectra).

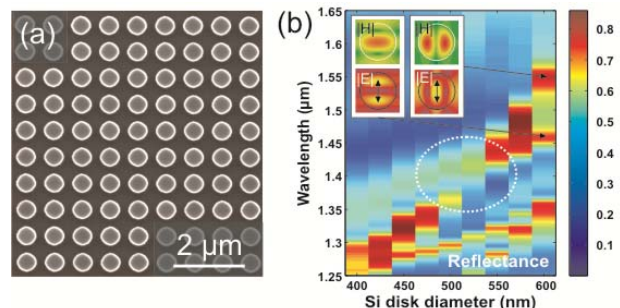


Figure 1: (a) Scanning electron micrograph of a fabricated silicon nanodisk array. (b) Measured reflectance spectra for silicon nanodisks featuring a systematic diameter variation [6]. The white ellipse indicates where resonant backscattering is suppressed due to the spectral overlap of the electric and magnetic resonances. Insets: calculated mode profiles.

For the largest nanodisk diameter two clearly separate resonances are observed (see arrows in Fig. 1b), which are characterized by high reflectance and low transmittance levels and correspond to the fundamental electric and magnetic dipolar resonances in the nanodisks. As the diameter is reduced, the two resonances move closer together until they overlap spectrally, before they start separating again. Importantly, the interference of electric and magnetic modes in the individual subwavelength silicon nanodisks leads to the suppression of resonant backward scattering of light (see white ellipse in Fig. 1b), resulting in higher transmittance and lower reflectance levels for overlapping than for isolated resonances.

In order to compare our experimental results with theory we also calculate corresponding normal-incidence transmittance and reflectance for experimental sample parameters using CST Microwave Studio. We obtain a very good agreement with experimental data (not shown). Our calculations furthermore reveal that near-unity transmittance is obtained for a perfect mode-overlap in the absence of Fabry-Perot resonances that originate from the layered silicon-on-insulator wafer structure, despite the strong resonant interaction with the silicon nanodisk resonators.

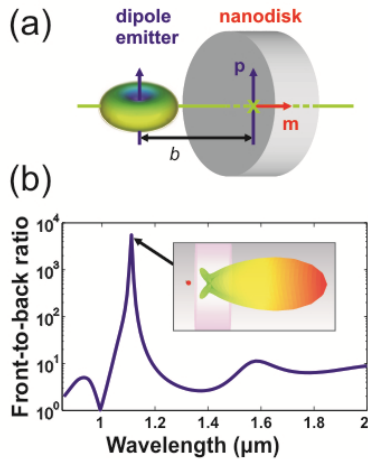


Figure 2: (a) Sketch and (b) calculated front-to-back ratio for a tailored silicon nanodisk antenna excited by a point-like dipole source [6].

Next, we extend our study, which was so far focused on far-field excitation, on the directional scattering properties of silicon nanodisks under excitation by a localized dipole source. In experiment, such a source could, *e.g.*, be implemented by a quantum dot (QD) or a nanocrystal containing a color center. We numerically calculate the front-to-back ratio for an all-dielectric nanoantenna consisting of a single nanodisk with $d=620$ nm, which is excited by an electric dipole source, located 40 nm away from its surface as illustrated in Fig. 2a. Our results are shown in Fig. 2b, indicating that highly directional scattering with an ultra-high front-to-back ratio of 5521 and a directivity of about 6 is achieved at 1111 nm wavelength, thereby demonstrating the great potential of silicon nanodisk

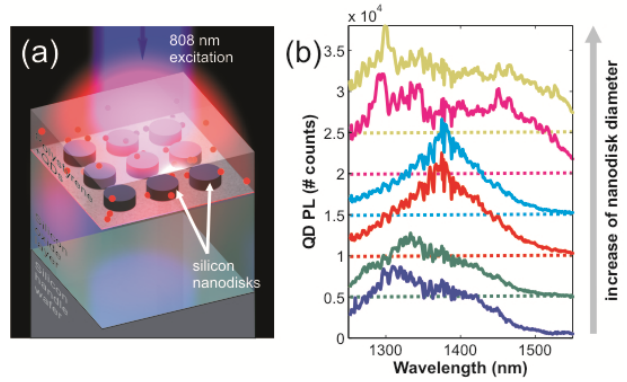


Figure 3: (a) Sketch and (b) experimentally measured micro-photoluminescence spectra for PbS quantum dots coupled to silicon nanodisks with various diameters.

resonators for the use as director elements of optical nanoantennas [6].

However, it remains an open question if silicon nanodisk resonators can also facilitate the second key functionality of optical nanoantennas, namely the energy extraction from an excited nanoemitter, for their use as nanoantenna feeding elements.

In order to gain an insight into the interplay of nanoemitters and silicon nanodisk resonators, in the following we investigate experimentally how the spontaneous emission properties of near-infrared PbS QDs are influenced by coupling to the nanodisks' spectrally matched electric and magnetic Mie-type modes. To this end, instead of embedding the nanodisks into a low-refractive index medium, we cover them with a thin polymer layer containing spectrally matched PbS QDs as schematically illustrated in Fig. 3a. We then perform micro-photoluminescence (PL) spectroscopy measurements of the coupled system for various nanodisk diameters.

These results are shown in Fig. 3b. Clearly, the spectral QD PL line shape is strongly dependent on the nanodisk aspect ratio. In particular, the spectral positions of the local maxima correlate with the electric and magnetic mode frequencies in the different structures, clearly indicating that the QDs couple to the Mie-type modes of the silicon nanodisk resonators.

This correlation is preserved for the case of the mode overlap, indicating that a high photonic local density of states exists in the structure despite the lack of a pronounced resonance signature in the transmittance/reflectance spectra due to suppression of backward scattering and predominant forward scattering. Such a behavior cannot be obtained by any isolated optical resonances in any type of nanoparticle arrays.

3. Conclusions

Our results demonstrate that high-index all-dielectric nanodisks are not only able to tailor directional far-field scattering, but that they also have the potential to extract energy from a localized emitter and to redirect its emission

into a desired direction. Based on these key functionalities we expect silicon nanodisks to play an important role in future nano-optical key applications including directional nanoantennas and all-dielectric functional metasurfaces.

Acknowledgements

This work was performed, in part, at the Center for Integrated Nanotechnologies, an Office of Science User Facility operated for the U.S. Department of Energy (DOE) Office of Science. Sandia National Laboratories is a multi-program laboratory managed and operated by Sandia Corporation, a wholly owned subsidiary of LockheedMartin Corporation, for the U.S. Department of Energy's National Nuclear Security Administration under contract DE-AC04-94AL85000. The authors also acknowledge a support from the Australian Research Council.

References

- [1] M. Kerker, D.-S. Wang, C. L. Giles, Electromagnetic scattering by magnetic spheres, *J. Opt. Soc. Am.* 73: 765–767, 1983.
- [2] S. Person, M. Jain, Z. Lapin, J. J. Saenz, G. Wicks, L. Novotny, Demonstration of Zero Optical Backscattering from Single Nanoparticles, *Nano Lett.* 13: 1806–1809, 2013.
- [3] W. Liu, A. E. Miroshnichenko, D. N. Neshev, Yu. S. Kivshar, Broadband Unidirectional Scattering by Magneto-Electric Core-Shell Nanoparticles, *ACS Nano* 6: 5489–5497, 2012.
- [4] Y.-H. Fu, A. I. Kutznetsov, A. E. Miroshnichenko, Y. F. Yu, B. Luk'yanchuk, Directional Visible Light Scattering by Silicon Nanoparticles, *Nat. Commun.* 4: 1527-1– 1527-6, 2013.
- [5] A. B. Evlyukhin, C. Reinhardt, B. N. Chichkov, Multipole Light Scattering by Nonspherical Particles in the Discrete Dipole Approximation, *Phys. Rev. B* 84: 235429-1–235429-8, 2011.
- [6] I. Staude, A. E. Miroshnichenko, M. Decker, N. T. Fofang, S. Liu, E. Gonzales, J. Dominguez, T. S. Luk, D. N. Neshev, I. Brener, Yu. Kivshar, *ACS Nano* 7: 7824–7832, 2013.