

EIA Directory of Electronic Products

Second Quarter 1995

October 1995

**Energy Information Administration
National Energy Information Center
U.S. Department of Energy
Washington, DC 20585**

This report was prepared by the Energy Information Administration, the independent statistical and analytical agency within the Department of Energy. The information contained herein should not be construed as advocating or reflecting any policy position of the Department of Energy or any other organization.

DISTRIBUTION OF THIS DOCUMENT IS UNLIMITED

ph

MASTER

DISCLAIMER

This report was prepared as an account of work sponsored by an agency of the United States Government. Neither the United States Government nor any agency thereof, nor any of their employees, make any warranty, express or implied, or assumes any legal liability or responsibility for the accuracy, completeness, or usefulness of any information, apparatus, product, or process disclosed, or represents that its use would not infringe privately owned rights. Reference herein to any specific commercial product, process, or service by trade name, trademark, manufacturer, or otherwise does not necessarily constitute or imply its endorsement, recommendation, or favoring by the United States Government or any agency thereof. The views and opinions of authors expressed herein do not necessarily state or reflect those of the United States Government or any agency thereof.

DISCLAIMER

Portions of this document may be illegible in electronic image products. Images are produced from the best available original document.

Preface

The Energy Information Administration (EIA) makes available for public use a series of machine-readable data files and computer models. The data files and models are made available to the public on magnetic tapes. In addition, selected data files/models are available on diskette for IBM-compatible personal computers.

EIA, as the independent statistical and analytical branch of the Department of Energy, provides assistance to the general public through the National Energy Information Center (NEIC). Inquirers may telephone NEIC's information specialists at (202) 586-8800 with any data questions relating to the content of *EIA Directory of Electronic Products*.

Selected diskettes listed in this catalog may be ordered from the Office of Scientific and Technical Information (OSTI) by telephoning (615) 576-8401 or writing to the address below. No special order form is necessary.

Office of Scientific and
Technical Information
P.O. Box 62
ATTN: Request Services
Oak Ridge, TN 37831


OSTI accepts the following forms of payment: a check or money order, in U.S. dollars, made out to the "United States Department of Energy"; or a credit card number and expiration date for VISA or MasterCard. Payment must be included before any order can be filled. Contact Request Services at (615) 576-8401 for all pricing information.

Machine-readable data files and modeling programs may be ordered from the National Technical Information Service (NTIS) by calling (703) 487-4650. Selected data and model diskettes are also available. The sales desk is open between 8:30 a.m. and 5:30 p.m., eastern time. (TTY for the deaf or hard of hearing is at (703) 487-4639.) Orders are also accepted by fax at (703) 321-8547 or by international telex at -89-9405 or 64617. Mail orders should be accompanied by a check or money order, in U.S. dollars, made out to NTIS; a credit card number and expiration date for VISA, MasterCard, or American Express; or an NTIS deposit account number. Orders should be sent to:

National Technical Information Service
5285 Port Royal Road
Springfield, VA 22161


Selected data files and publications of EIA are accessible on-line and via CD-ROM technology. EIA and the U.S. Department of Commerce offer on-line, electronic bulletin board access to EIA files, and the Department of Commerce also issues selected EIA publications on CD-ROM.

For each product listed in this directory, a detailed abstract is provided which describes the data published. Specific technical questions may be referred to the appropriate contact person.



Contents

On-Line Files and Compact Discs	1
EIA on the Internet	3
EIA Products Now on DOE Home Page	3
Federal Bulletin Board (FBB)	3
Electronic Publishing System (EPUB)	3
Internet Access To EPUB	4
Economic Bulletin Board (EBB)	7
National Trade Data Bank (NTDB)	7
National Economic, Social, and Environmental Data Bank (NESE•DB)	8
FedWorld Gateway	8
Data Files	11
Petroleum	13
Natural Gas	19
Electricity	27
Coal	35
Integrated Statistics	37
Consumption	41
Models	51
Petroleum	53
Natural Gas	55
Electricity	57
Coal	59
Nuclear	63
Multifuel	67
Appendices	
A. List of On-Line Files and Compact Discs	73
B. List of Data Files by Energy Source	74
C. List of Models by Energy Source	76



On-Line Files and Compact Discs

The first of these is the fact that the
 government has been unable to
 maintain a stable currency. This
 has led to a loss of confidence
 in the government and a
 consequent loss of support
 from the people. The second
 is the fact that the government
 has been unable to maintain
 a stable economy. This has
 led to a loss of confidence
 in the government and a
 consequent loss of support
 from the people. The third
 is the fact that the government
 has been unable to maintain
 a stable society. This has
 led to a loss of confidence
 in the government and a
 consequent loss of support
 from the people.

On-Line Files and Compact Discs

EIA on the Internet

The Energy Information Administration (EIA), worldwide leader in energy data, analysis, and forecasting, is now providing access to energy data on the EIA Home Page. The EIA Home Page contains information on energy consumption, production, and prices; statistical, economic, and other analyses related to the energy sector; and short-term and midterm (20 years) forecasts of energy supply, demand, and other factors relating to the energy sector.

EIA continuously adds new information to the EIA Home Page as it becomes available and updates the data periodically. Reporting frequencies for EIA data are weekly, monthly, quarterly, and yearly, and the frequency of update depends on the reporting cycle. For information on the update cycle for specific data series, contact EIA's National Energy Information Center (NEIC) at (202)586-8800; fax, (202)586-0727; or E-Mail, INFOCTR@EIA.DOE.GOV.

Access the EIA Home Page via a World Wide Web Browser at the following address:

[HTTP://WWW.EIA.DOE.GOV](http://WWW.EIA.DOE.GOV).

EIA databases and text files are also available for download via File Transfer Protocol (FTP) at [FTP://FTP.EIA.DOE.GOV](ftp://FTP.EIA.DOE.GOV) and via Gopher at [GOPHER://GOPHER.EIA.DOE.GOV](gopher://GOPHER.EIA.DOE.GOV). The Home Page also contains links to the FTP and Gopher server.

If you encounter problems connecting to the EIA Home Page, the FTP server, or the Gopher server please contact NEIC; our staff will gladly assist you.

EIA Products Now on DOE Home Page

EIA and the Office of Scientific and Technical Information (OSTI) have established a program that makes selected EIA text products available on the EIA portion of the "DOE Home Page," which cur-

rently resides on a Mosaic/World Wide Web server at OSTI. The Mosaic technology permits browsing of hypertext documents by Internet users.

The report *EIA New Releases* and the "Energy Data Information Contacts" listing, selected feature articles and press releases, and a natural gas and oil contact information listing are now available on the Home Page. EIA will continue to place most upcoming feature articles, press releases, and other items of interest onto this system.

The Internet address for the DOE Home Page is [HTTP://WWW.DOE.GOV](http://WWW.DOE.GOV). EIA Contact: John Weiner (JWEINER@DOE.EIA.GOV).

Federal Bulletin Board (FBB)

EIA no longer updates files on the Federal Bulletin Board. These data are available through other means of access as noted in this directory.

Electronic Publishing System (EPUB)

EIA maintains the Electronic Publishing System (EPUB) to allow the general public to electronically access many of EIA's statistical reports and other selected energy data. The EPUB system is a menu-driven, bulletin-board-type system with extensive on-line help capabilities that can be accessed free of charge 24 hours a day. Dial-up access is available by using a terminal or PC with an asynchronous modem. Internet access is via FTP or Gopher.

Users can access EPUB to list data reports to their terminal screens, download reports to their printers, or download reports to their PC's or to diskettes. Most data are presented in files that are in ASCII format, although there may be additional versions of the same files in compressed, software-specific format (e.g. LOTUS 1-2-3).

Dial-up access users must provide the following information to their communications software in order to successfully access the EPUB system:

COMMUNICATIONS PARAMETERS

Baud Rate: 300 - 28,800 bps
Data Bits: 8
Stop Bits: 1
Parity: None
Duplex: Full
Terminal Type: (e.g. ANSI, ANSI-BBS, VT100, etc.)

EPUB SYSTEM TELEPHONE NUMBERS

EPUB access: (202) 586-2557 (24 hours a day)
Communications or technical assistance: (202) 586-8959 (8 a.m. to 5 p.m., M-F, eastern time)
Data questions: (202) 586-8800 (9 a.m. to 5 p.m., eastern time, M-F); TTY: For people who are deaf or hard of hearing: (202) 586-1181 (9 a.m. to 5 p.m., eastern time, M-F)

Internet Access to EPUB

The EPUB system is accessible over Internet via File Transfer Protocol (FTP) and Gopher.
The FTP access address is: FTP.EIA.DOE.GOV

The Gopher access address is:
GOPHER.EIA.DOE.GOV.

Once connection to the system has been made, some users may find that the menu-driven instructions and the on-line help capabilities will provide enough information to effectively use EPUB. If additional help is needed, please contact:

National Energy Information Center, EI-231
Energy Information Administration
Forrestal Building, Room 1F-048
Washington, DC 20585
(202) 586-8800
TTY: For people who are deaf or hard of hearing: (202) 586-1181

Files Now on EPUB

The following files are accessible on EPUB:

Coal, Nuclear, & Alternate Fuels

Weekly Coal Production Report (WCPR). Statistics on U.S. production of bituminous coal and lignite and the production of Pennsylvania anthracite are provided for each of the 2 most recent weeks, for a corresponding week in the previous year, and for the prior 52-week period and the corresponding period in the previous year, with percentage changes. Total U.S. production, and the number of railroad cars loaded are also reported.

Updated on Fridays at 5 p.m.

Quarterly Coal Report (QSCR). Statistics on U.S. coal production, consumption, exports, imports, and stocks are provided by quarter for the most recent quarter and quarterly for previous years. Consumption and stocks are reported by end-use sector, and annual production trends are reported by State.

Updated 60 days after the end of the quarter.

Oil & Gas

Winter Fuels Natural Gas (WFRG). Statistics on natural gas in underground storage for the 5 most recent months are reported. Data are on base and working gas in storage; change from the same period in the previous year; and injections, withdrawals, and net of injections/withdrawals.

Updated every Thursday at 5 p.m., October through April.

Winter Fuels Pricing (WFRM). Statistics on residential and wholesale prices of heating oil and propane, by region and State, are reported in weekly time-series.

Updated every Thursday at 5 p.m., October through April.

Winter Fuels Propane (WFRP). Statistics on propane production, imports, and stocks, monthly and weekly, for the total United States and for Petroleum Administration for Defense (PAD) Districts I, II, and III.

Updated every Thursday at 5 p.m., October through April.

Winter Fuels Distillate (WFRD). Statistics on distillate production, imports, and stocks, monthly

and weekly, for the total United States and for PAD Districts I, II, and III.

Updated every Thursday at 5 p.m., October through April.

Winter Fuels Highlights (WFRH). The most recent distillate, propane, natural gas, and pricing highlights from the *Winter Fuels Report* are reported. Includes weekly and monthly data, and covers production, consumption, imports, and stocks.

Updated every Thursday at 5 p.m., October through April.

Winter Fuels Report (WFR). The most recent weekly data from the highlights, distillate, propane, and pricing sections of the *Winter Fuels Report* are displayed.

Updated every Thursday at 5 p.m., October through April.

Oxygenate Data (OXYDATA). Statistics by month on fuel ethanol, methyl tertiary butyl ether (MTBE), and methanol production, stocks, and amount blended into motor gasoline are reported. Data are by PAD district and for the total United States.

Updated approximately 15 working days after the end of the month.

Weekly Petroleum Status Report (WPSR). The latest U.S. petroleum balance sheet and the last 5 weeks of *Weekly Petroleum Status Report* data are reported. Data include domestic crude oil production, petroleum imports and exports, crude input to refineries, petroleum products supplied for consumption, and petroleum stocks.

Updated on Wednesdays (Thursdays in event of holidays) at 9 a.m.

PSM State Stocks (STKS). The most recent month's data on refinery, bulk terminal, and natural gas plant stocks of selected petroleum products (product specific) by PAD district and State are reported.

Updated on the 20th of the month.

Petroleum Marketing Report (PMMR). Statistical data for the most current 3 months and the reference month 1 year ago on crude oil and petroleum product prices and sales volumes are reported. Data are for the United States and by PAD district.

Updated on the 20th of the month.

Weekly On-Highway Diesel Prices (DIESLPRC).

Weekly data by U.S. average and PAD district of the retail, on-highway, self service, cash price (including taxes) of diesel fuel. Prices are historical back to March 21, 1994.

Updated on Monday at 5 p.m.

Weekly Retail Gasoline Prices (GASOLINE).

Weekly data by U.S. average and PAD district of retail, unleaded regular, self service cash price (including taxes) for motor gasoline.

Updated on Tuesday at 5 p.m.

Natural Gas Monthly (NGMR). Data for the most recent 5 months on natural gas supply and disposition and prices are reported. Data are at the national level for supply and disposition, consumption by consuming sector, and price; and by State and end-use sector for deliveries and price to end-users.

Updated on the 20th of the month.

Energy Forecasts

Annual Energy Outlook. The five projection cases from the *Annual Energy Outlook 1994* are presented. These tables are the tables given in Appendices A-E of the publication.

Short-Term Energy Model (STM95Qn.ZIP). The complete package (in compressed format) of EIA's Short-Term Energy Model, which is used to forecast supply and prices of major fuels 18 months into the future. The model allows users to access all forecast information used by EIA to produce its short-term projections, to change data and forecasts to percentages and graphs, and to revise forecast assumptions and recalculate the model.

Updated each quarter.

Short-Term Energy Outlook (STEO). Quarterly forecast for the next four quarters of the U.S. energy supply and demand summary; forecast assumptions; international petroleum balance; energy prices; domestic supply and disposition of petroleum in low, mid, and high world oil price scenarios; and supply and disposition of natural gas, coal, and electricity for a mid world oil price are reported.

Updated 60 days after the end of the quarter.

Electric Power Monthly (EPMS)

Summary electric utility statistics at the national and state level on net generation, fossil fuel consumption, fossil fuel stocks, sales, revenue, average revenue per kilowatthour sold, and fossil fuel receipts for the most recent month, the corresponding month for the previous year, and for the prior month are reported. Generation, consumption, receipts, and stocks are fuel specific; and sales, revenue, and average revenue are specific to end-use sector. Forty-four of the 64 publication tables are included.

Updated on the 1st of the month.

End-Use Consumption Surveys File

Text of feature articles and tables of results from EIA's energy consumption surveys.

Updated as new articles are published.

Monthly Energy Review

Monthly Energy Review (MER). Statistics on current U.S. total energy summaries and key data series for production, consumption, stocks, imports, exports, and prices of the individual energy commodities are presented. Most of the data series are from 1973 forward. Also included are data on the international production of crude oil, consumption of petroleum products, petroleum stocks, and production of electricity from nuclear power facilities. All data tables from the *Monthly Energy Review*, including the Btu conversion factors, are included.

Updated the last week of the month.

Monthly Energy Review Features File. Lists all feature articles published in the *Monthly Energy Review* and the text of the latest article to have been published.

Updated monthly/as needed.

Petroleum Supply Monthly

Petroleum Supply Monthly (PSM). Statistical data on the U.S. daily average supply and disposition of petroleum; crude oil production by State and PAD district; imports of petroleum into the United States

by country of origin; and petroleum stocks by PAD district are reported. Data are mostly for the most recent month. Approximately 80 report files, from the *Petroleum Supply Monthly* are included.

Updated between the 23rd and 26th of the month.

Monthly Petroleum Imports

Contains monthly data for the current reporting year, and annualized data for the prior reporting year on crude oil and petroleum product imports into the United States. Data include the name of the importer of record, commodity imported, port of entry, quantity imported, percent sulfur by weight, API gravity, and processing company and location.

Updated monthly.

EIA Press Releases

The full text of the latest press releases from EIA is included.

Updated as new press releases are issued.

EIA Publications Directories

Publications Directory (PUBDIR.EXE). The text of the *EIA Publications Directory* includes abstracts of the publications produced during 1994.

Updated annually when the publication is released.

New Releases (NEWREL). The text of the most current bimonthly newsletter which lists and describes recently released EIA publications.

Updated bimonthly.

Upcoming Analyses and Publications. Contains listings and scheduled date of issuance of upcoming publications and analysis reports from EIA. *Updated quarterly/as needed.*

Energy Information Contacts

Contains names and telephone numbers of EIA subject matter contacts for inquiries on EIA data, forecasts, and statistical standards and methods. Also contains text of the *Energy Information Directory*.

Updated annually/as needed.

Financial Reporting System

Contains tables from EIA's *Performance Profiles of Major Energy Producers* on operating statistics, profit ratios, balance sheet, cash flows, income taxes, U.S. well completions, development and production expenses, refining statistics, research and development expenses, and coal reserves and production. Data are aggregated for all companies reporting under EIA's Financial Reporting System. *Updated annually.*

Economic Bulletin Board (EBB)

The Economic Bulletin Board (EBB) is an electronic bulletin board operated by the U.S. Department of Commerce. The EBB can be accessed from a personal computer equipped with a modem (300, 1200, 2400, and 9600 bps) and standard communications software. The EBB is menu driven, with files grouped according to the source agency.

A free, limited-access service is available to those who would like to get acquainted with the EBB before subscribing. Call the EBB and type "GUEST" when prompted for a USER ID. Guest users may not download actual files, but are encouraged to read bulletins including several sample files.

The EBB can be reached 24 hours each day, 7 days each week at (202) 482-3870 (Communications settings are: Baud rate = 300-2400, no parity, 8 data bits, 1 stop bit or at (202) 482-2584 for 9600 bps.)

For subscription information contact the EBB staff at (202) 482-1986 (8:30 a.m. to 4:30 p.m., eastern time, M-F), or write to:

U.S. Department of Commerce
Office of Business Analysis
HCHB Room 4885
Washington, DC 20230

Files Now on EBB

The following EIA reports are accessible on the EBB system:

Monthly Energy Review (Updated monthly). Contains selected tables on energy production, consumption, and net imports by energy source; a statistical overview of all energy, of crude oil and petroleum products, and of coal; natural gas supply and disposition; net generation of electricity by energy source; and a crude oil price summary.

Comprehensive Oil & Gas Information Source (COGIS). Contains virtually all of the oil and gas data published by EIA in its *Petroleum Supply Monthly*, *Petroleum Marketing Monthly*, *Natural Gas Monthly*, *Weekly Petroleum Status Report*, and other reports and articles.

Short-Term Energy Outlook (Updated quarterly). Contains tables of the quarterly EIA forecasts of U.S. energy supply and demand; macroeconomic and weather assumptions; international petroleum balance; energy prices; petroleum supply and disposition; crude oil production; petroleum demand sensitivities; and supply and disposition of natural gas, coal, and electricity.

National Trade Data Bank (NTDB)

The NTDB, maintained by the U.S. Department of Commerce, is a compendium of international trade information from 17 Federal Government agencies, including EIA. The NTDB is released monthly on CD-ROM and can be used on any IBM-compatible personal computer, with at least 640K of random access memory, an ISO 9660 (standard) CD-ROM reader, and Microsoft CD-ROM extensions (version 2.0 or higher). The NTDB is entirely self-contained and requires no additional space on a hard drive.

The NTDB is available from the U.S. Department of Commerce as a 12-month subscription at \$360 or \$35 per single disc. To order, call the NTDB staff at (202) 482-1986 (8:30 a.m. to 4:30 p.m., eastern time, M-F), or write to:

U.S. Department of Commerce
Office of Business Analysis
HCHB Room 4885
Washington, DC 20230

The following EIA publication is accessible on the NTDB system:

International Energy Annual (Updated annually). Contains statistics on primary energy production, consumption, trade, stocks, and reserves in more than 190 countries, dependencies, and areas of special sovereignty. Included is information on petroleum, natural gas, coal, hydroelectric power, nuclear electric power, and conventional thermal electric power. Also included are price data for crude oil and petroleum products in selected countries.

National Economic, Social, and Environmental Data Bank (NESE•DB)

The National Economic, Social, and Environmental Data Bank (NESE•DB), maintained by the U.S. Department of Commerce, is a compilation of over 65,000 documents, spreadsheets, diagrams, tables, and time series from various U.S. Government agencies, including EIA. The NESE•DB is offered on CD-ROM, requiring an IBM-compatible personal computer with at least 640K of random access memory; a CD-ROM reader; and Microsoft CD-ROM extensions installed under PC or MS-DOS (V3.1 or later).

The NESE CD-ROM discs are issued quarterly in the months of November, February, May, and August. Annual subscriptions are available for \$360, and a single disc for \$95. To order, call the NESE•DB staff at (202) 482-1986 (8:30 a.m. to 4:30 p.m., eastern time, M-F) or write to:

U.S. Department of Commerce
Code A1, HCHB Room 4885
Washington, DC 20230

Files Now on NESE•DB

The following EIA publications are accessible on the NESE•DB system:

Energy Information Directory (Updated annually). Contains a list of U.S. Department of Energy (DOE) offices, other Government offices and energy-related trade associations that are involved in energy matters. Does not include DOE offices which do not deal with the public or public information. Entries are indexed by major energy-related subject.

Annual Energy Review (Updated annually). A comprehensive annual summary of U.S. energy statistics. Values are shown for most data series from 1949 forward. Annual production, consumption, import, export, stock, and price data are shown for the primary energy sources: coal, electricity, natural gas, nuclear energy, and petroleum. Consumption and end-user price data are also presented by energy source for the principal consuming sectors. Data for energy consumption indicators, selected financial indicators, energy resources, renewable energy, and international energy (for selected countries) are also included. Data from most of the 135 tables of the *Annual Energy Review* are presented.

FedWorld Gateway

FedWorld is a gateway system operated by the National Technical Information Service (NTIS). FedWorld Gateway allows access to more than 100 computer bulletin board systems operated by the U.S. Government. These systems contain hundreds of data files, programs, databases, and information that one can use. In addition, one can browse and search a rapidly growing number of NTIS data files. In the FedWorld's bulletin or file library system, one can search the text of bulletins or files on keywords or strings.

FedWorld can be accessed with a personal computer and a modem. Use your software package to dial

FedWorld at (703) 321-3339. The protocols are: Parity = NONE, Data Bits = 8, Stop Bit = 1, and terminal emulation = ANSI or VT-100. Upon connection, FedWorld will ask new users to sign in. Type "NEW" at the prompt and then respond to the questions posed, e.g., name, address, etc. If using a Macintosh computer, when asked if you want ANSI graphics (color menus), please answer "NO." Users of MS-DOS computers may also answer this question with a "NO" if they do not want color menus (this makes the screen scroll faster). In either case, you will receive the same quality of service.

If you have technical problems or questions, please call (703) 487-4608 weekdays, 10 a.m. to 4 p.m., eastern time. You can also leave questions in the form of E-Mail on FedWorld to SYSOP.

FedWorld is also Internet accessible at FTP.FEDWORLD.GOV.

The EIA Electronic Publishing System (EPUB) bulletin board is accessible through FedWorld.

The following EIA data files are also accessible directly on FedWorld in its Energy Library:

COALPR93.EXE. Coal production data for 1993. Data include production, mines type, union affiliation, etc. Data source is survey EIA-7A: "Coal Production Report." The data are compressed into a self-executing zip (.exe) file. The zip file expands into 1 DBF file that can be read by any database package (ie., Dbase, Foxpro, etc). Also included is an ASCII "readme" file. FTP download COALPR93.EXE as a "binary" file. To expand the file, type COALPR93.EXE (requires 1-2 megs space). COAL92.EXE and COAL91.EXE, prior years' version of the same data, are also present.

DECOM.EXE. Decommissioning of Uranium Production Centers. This file is an article on the decommissioning of U.S. conventional uranium production centers. The article was prepared in WordPerfect 5.1 format. It has been compressed into a self-executing zip (.exe) file. The zip file expands into a 500K text (WP5.1) file and can be read by any wordprocessor capable of reading WordPerfect 5.1. **F1FORM93.EXE** Electric utility financial data for 1993. Data includes income, earnings, taxes, depreciation, amortization, generating plant statistics,

planned construction, and balance sheets. Data source is survey FERC-1: "Annual Report of Major Electric Utilities, Licensees, and Others." The data are compressed into a self-executing zip (.exe) file. The zip file expands into 1 ASCII file. Also included is an ASCII "readme" file. FTP download F1FORM193.exe as a "binary" file. To expand the file, type F1FORM93.EXE (requires 8 megs space).

F41293.EXE. Electric utility finance/operating data for 1993. Data include income statements, balance sheets, sales and purchases, and transmission line data. Data source is survey EIA-412, "Annual Report of Public Electric Utilities." The data are compressed into a self-executing zip (.exe) file. The zip file expands into 1 DBF file that can be read by any database package (ie., Dbase, Foxpro, etc). Also included is an ASCII "readme" file. FTP download F41293.EXE as a "binary" file. To expand the file, type F41293.EXE (requires 4 megs space).

F423YR93.EXE. Cost and Quality of Fuels for Electric Plants 1993. Data include: type of purchase, expiration date of contract, fuel type; origin data, quality of fuel, and cost of fuel. "Monthly Report of Cost and Quality of Fuels for Electric Plants." The data are compressed into a self-executing zip (.exe) file. The zip file expands into 2 ASCII files. Also included is an ASCII "layout" file. FTP download F423YR93.EXE as a "binary" file. To expand the file, type F423YR93.EXE (requires 3 megs space).

F75993.EXE. Monthly Power Plant Report. Electric power plant data for 1993 includes net generation, fuel consumption, fuel stocks, prime mover, and fuel type. Data source is survey EIA-759, "Monthly Power Plant Report." The data are compressed into a self-extracting zip (.exe) file. The zip file expands into 1 DBF file that can be read by any database package (i.e., Dbase, Foxpro, etc.). Also included is an ASCII "readme" file. FTP download F75993.EXE as a "binary" file. To expand the file, type F75993.EXE (requires 2 megs space). F75992.EXE and F75991.EXE, prior years' versions of the same data, are also present.

F86093.EXE. Annual Electric Generator Report data for 1993. Data include in-service date, energy source, heat rate capability, nameplate capability, etc. Data source is survey EIA-860, "Annual Electric Generator Report." The data are compressed into a self-executing zip (.exe) file. The zip file expands into 4 DBF files (1 plant, 1 utility, and 2 generator files) and can be read by an database package (ie., Dbase, Foxpro, etc.). Also included in an ASCII "binary" file. To expand the file, type F86093.EXE (requires 1-2 megs space). F86092.EXE, the prior year version of the same data, is also present.

F86193.EXE. Annual Electric Utility Report data for 1993. Data include peak load, generation, electricity purchases, sales, revenues, etc. Data source is survey EIA-861, "Annual Electric Utility Report." The data are compressed into a self-executing zip (.exe) file. The zip file expands into 5 DBF files that can be read by any database package (ie., Dbase, Foxpro, etc). Also included is an ASCII layout file. FTP download F86193.EXE as a "binary" file. To expand the file, type F86193.EXE (requires 1-2 megs space). F86192.EXE and F86191.EXE, prior years' versions of the same data, are also present.

Data Files

1. The first part of the document is a list of the names of the persons who were present at the meeting.

2. The second part of the document is a list of the names of the persons who were absent from the meeting.

3. The third part of the document is a list of the names of the persons who were present at the meeting.

4. The fourth part of the document is a list of the names of the persons who were absent from the meeting.

5. The fifth part of the document is a list of the names of the persons who were present at the meeting.

6. The sixth part of the document is a list of the names of the persons who were absent from the meeting.

7. The seventh part of the document is a list of the names of the persons who were present at the meeting.

8. The eighth part of the document is a list of the names of the persons who were absent from the meeting.

9. The ninth part of the document is a list of the names of the persons who were present at the meeting.

10. The tenth part of the document is a list of the names of the persons who were absent from the meeting.

11. The eleventh part of the document is a list of the names of the persons who were present at the meeting.

12. The twelfth part of the document is a list of the names of the persons who were absent from the meeting.

13. The thirteenth part of the document is a list of the names of the persons who were present at the meeting.

Petroleum

Monthly Imports Report

Contains data on imports of crude oil and petroleum products as collected on the Form EIA-814. These data are used by the Department of Energy for monitoring petroleum supply and demand. Also, they are compiled into monthly and annual reports for publication. Form EIA-814 must be filed by each importer of record who imports petroleum into the 50 States, the District of Columbia, or Puerto Rico. Data include monthly volumes imported, country of origin, importer of record, port of entry, sulfur content by weight, and API gravity of crude oil. Non-waterborne imports are identifiable only through the port code when it is for a non-coastal city. Each month's tape contains monthly data back to January of the year following the most recent *Petroleum Supply Annual*.

Data are company specific as to importer of record. Frequency of update is monthly. Time unit of data on historic tapes is also monthly.

Technical Contact: Sam Nealey
(202) 586-9670, EI-423

Character Set: EBCDIC

Distribution Media: 9 track, 1600 or 6250 BPI

NTIS Order Number: PB91-591210 (current)
PB91-509786 (1990)
PB90-502444 (1986-1989)
PB87-147781 (1977-1985)

Documentation: Accompanies tape

Oil and Gas Field Code Master List

The Oil and Gas Field Code Master List embodies a system of codification of the oil and gas fields throughout the United States. It provides unique standard codes for all domestic oil/gas fields. The field listings are geologic fields as defined by EIA. The Master List is organized by States, with fields sorted alphabetically by name within each State. Fields located in Federal Offshore waters are listed against the adjacent State or as "Other Gulf" for the deep Gulf of Mexico.

Field names are allocated 26 characters. A six-digit field code is unique to a field name, regardless of whether one or several fields exist nationwide with that particular name. In order to uniquely identify a particular field, the field code must be coupled with the appropriate State abbreviation and county code. Alias field records are cross-referenced to the currently authorized field name and code.

An accompanying Oil and Gas Invalid Field Record List contains records of field names and codes which were found to be technically incorrect (or the fields nonexistent) and were therefore removed from the master list. The computer tape version of the Invalid Field Record List is cumulative, whereas the list published in the annual book has only those invalidated the previous year.

Data are specific to individual oil or gas fields, not individual companies. Frequency of update is annual.

Technical Contact: Robert King
(202) 586-4787, EI-443

Character Set: EBCDIC

Distribution Media: 9 track, 1600 or 6250 BPI

NTIS Order Number: PB95-503256 (1994)
PB94-501442 (1993)
PB93-503068 (1992)

Documentation: Accompanies tape

Petroleum Supply Annual

Contains aggregated data from EIA surveys of producers, transporters, storage facilities, and importers of crude oil and petroleum, and data from the Census Bureau and from State agencies. Geographic units represented on the tape are at the level of Petroleum Administration for Defense (PAD) District, refinery district, PAD subdistrict, or U.S. totals. In a few cases, State-level data are represented. Data are published in the *Petroleum Supply Annual*.

Data are on petroleum supply and disposition for the United States and by PAD district, crude oil production by State, natural gas processing, refinery operations by PAD district and Refining district, imports by PAD district and country of origin, exports by PAD district and country of destination, and stocks and movements by PAD district. Individual refinery statistics are not included.

Presented are final monthly data for each of the months January 1983 to December 1990. Data are not company-specific. Tape has been discontinued with 1990 data.

Technical Contact: Sam Nealey
(202) 586-670, EI-423

Character Set: EBCDIC
Distribution Media: 9 track, 1600 or 6250 BPI
NTIS Order Number: PB92-501618 (1983-1990)
Documentation: Accompanies tape

Petroleum Marketing Monthly

Contains data published in the *Petroleum Marketing Monthly*, the primary source of government statistics on petroleum marketing. It includes data collected from EIA surveys of petroleum refiners, natural gas plant operators, petroleum product resellers and retailers, purchasers of domestic crude oil and importers of crude oil and petroleum products.

Data are aggregated. Geographic units represented include: national, PAD district, PAD subdistrict, and State for petroleum products and first purchases of domestic crude oil; and petroleum producing countries for crude oil import prices. Data are monthly. Selected annual data back to 1978 are included. Each month, data for the current month are added.

Data for the current month are preliminary; all other values are final except for data collected on Form EIA-856, "Monthly Foreign Crude Oil Acquisition Report," for which the most recent 2 months are preliminary.

Data are not company specific. Frequency of update is monthly. Time unit of data is primarily monthly.

Technical Contact: Charles Riner
(202) 586-6160, EI-432

Character Set: EBCDIC
Distribution Media: 9 track, 1600 or 6250 BPI
NTIS Order Number: PB91-591230 (current)
Documentation: Accompanies tape

Petroleum Supply Monthly

Contains aggregated data from EIA surveys of producers, transporters, storage facilities, and importers of crude oil and petroleum, and data from the Census Bureau and from State agencies. Geographic units represented on the tape are at the level of Petroleum Administration for Defense (PAD) district, refinery district, PAD subdistrict, or U.S. totals. In a few cases, State-level data are represented.

Data presented are: supply and disposition for the United States nationally and by PAD district, crude oil production by State, natural gas processing and aggregate refinery operations by PAD district and refining districts, aggregate imports by PAD district and country of origin, exports by PAD District and country of destination, and stocks and movements by PAD district. Individual refinery statistics are not included.

Preliminary monthly data are presented for January 1991 through December 1992. Final annual data are presented for the year 1990.

Data are not company-specific. Tape has been discontinued with the 1992 data.

Technical Contact: Sam Nealey
(202) 586-9670, EI-423

Character Set: EBCDIC
Distribution Media: 9 track, 1600 or 6250 BPI
NTIS Order Number: PB91-591240 (1992)
Documentation: Accompanies tape

Fuel Oil and Kerosene Sales

Annual petroleum marketing data are available on this diskette which contains statistics from the *Fuel Oil and Kerosene Sales* report. Included are annual sales data on volumes of kerosene, distillate fuel oil, and residual fuel oil by State.

Annual historical data at the national level are provided in summary tables.

Data are not company-specific. Frequency of update is annual.

Technical Contact: Alice Lippert
(202) 586-9600, EI-431

Character Set: ASCII
Distribution Media: 3½" diskette
NTIS Order Number: PB95-502191 (1993)
PB94-504123 (1992)
Documentation: Accompanies diskette

U.S. Crude Oil, Natural Gas, & Natural Gas Liquids Reserves

Contains data on proved reserves of gaseous and liquid hydrocarbons in the United States. Data are State specific and cover 10 specific hydrocarbon types. Data are taken from two survey forms, EIA-23, "Annual Survey of Domestic Oil and Gas Reserves," and EIA-64A, "Annual Report of the Origin of Natural Gas Liquids Production."

Data are for beginning-of-year reserves, net adjustments, revision increases and decreases, extensions, new field discoveries, new reservoirs in old fields, production, and end-of-year reserves.

Data items gathered have changed over the years collated in this product, so not all hydrocarbon types will have data present for all years.

Data are presented at the State and State subdivision levels. Frequency of update is annual. Time unit of data is yearly.

Technical Contact: Robert King
(202) 586-4787, EI-443

Character Set: ASCII
Distribution Media: 5 1/4" diskette
NTIS Order Number: PB95-503264 (1977-1993)
PB93-503225 (1977-1991)

OSTI Orders: *Order by Title*
Documentation: Accompanies diskette

Oil and Gas Reserves by Year of Field Discovery

Provides distributions, by year of field discovery, of U.S. oil and gas proved reserves, production, total discovered oil and gas (ultimate recovery), and number of fields with oil and gas. Includes similar distributions by State and State subdivision.

Data years are 1977 through 1988 inclusive. By-year-of-discovery estimates are grouped in 5-year increments for State and State subdivisions and individual years for national data. This is a one-time release.

Technical Contact: William Monroe
(202) 586-4665, EI-443

Character Set: ASCII
Distribution Media: 5 1/4" diskette (two diskettes)

OSTI Orders: *Order by Title*
Documentation: Accompanies diskettes

Field Size Distributions for U.S. Oil and Gas Provinces

For each of the U.S. oil and gas producing geologic provinces or regionalized aggregates thereof, presents the numbers of oil fields and nonassociated (NA) gas fields according to the size of the largest known field in the province. Also presents province summary statistics for ultimate recovery, cumulative production, and proved reserves as of December 31, 1989, and the year of initial field discovery and the peak discovery decade, all by field type.

Data are specific to geologic provinces. Time unit of data is 1989. This is a one-time study.

Technical Contact: William Monroe
(202) 586-4665, EI-443

Character Set: ASCII
Distribution Media: 5 1/4" diskette
NTIS Order Number: PB92-503416
OSTI Orders: *Order by Title*
Documentation: Accompanies diskette

Natural Gas

Alternative Fuel Demand Due to Natural Gas Deficiencies

Presents data on natural gas deliveries, deficiencies, and alternative fuel demand due to deficiencies. The data can be retrieved on a company and State basis, and can be shown on a sector by sector basis; i.e., residential, commercial, industrial, electric utility, and Other. The data are contained in the following four files:

1. Schedule 1C file contains the name of supplier, gas purchase volumes and type of gaseous fuels purchased, and large end-use customer names.
2. Part II file contains deliveries by month, by sector.
3. Part II Supplement file contains deficiencies and alternate fuel volumes used to offset deficiencies.
4. Schedule III file contains large end-user deliveries, deficiencies, and type and volume of alternate fuel; and Schedule IV contains aggregated small end-user deliveries, deficiencies, and alternate fuel used to offset deficiencies.

Data series has been discontinued as of March 1985.

Technical Contact: Ellis Maupin
(202) 586-6178, EI-441

Character Set: EBCDIC
Distribution Media: 9 track, 1600 or 6250 BPI
NTIS Order Number: PB83-257154 (4/80-3/81)
PB83-257162 (4/81-3/82)
PB84-125574 (4/82-3/83)
PB85-144772 (4/83-3/84)
PB86-131018 (4/84-3/85)

Documentation: Accompanies tape

Interstate Pipeline's Annual Report of Gas Supply

Contains data reported on the Federal Energy Regulatory Commission (FERC) Form 15. Data are principally on reserves and production as reported in the Synopsis of Gas Supply, Schedule I, and Schedule II of the FERC-15. The Synopsis of Gas Supply and Schedule I contain summary level reserves and production data reflecting the detailed information contained in Schedule II. Schedule II contains data on unique sources of supply.

Data are company specific for each reporting company. Frequency of updates is annual. Time unit of data is annual.

Technical Contact: Norman Crabtree
(202) 586-6180, EI-441

Character Set: EBCDIC
Distribution Media: 9 track, 1600 or 6250 BPI
NTIS Order Number: PB93-502949 (1991)
PB93-502938 (1990)
PB91-507483 (1989)
PB90-500935 (1988)
PB89-140123 (1987)
PB88-149562 (1986)
PB87-142444 (1985)
PB86-146222 (1984)
PB85-128064 (1981-1983)

Documentation: Accompanies tape

Sales for Resale, Revenue from Transportation of Gas for Others, Field and Mainline Sales, and Transmission Peak Days (FERC-2 & FERC-2A)

Contains selected data from the Federal Energy Regulatory Commission (FERC) Form 2, "Annual Report of Major Natural Gas Companies," and from the FERC Form 2A, "Annual Report of Nonmajor Natural Gas Companies." Major companies are those companies handling sales of 50 billion cubic feet of gas per year. Nonmajor companies are those with transactions totalling less than 50 billion cubic feet of gas per year.

Data are included from four parts of the filings:

1. Field and Mainline sales include sales of natural gas to industrial customers served other than from the local distribution system operated by the respondent.
2. Sales for Resale data include sales of natural gas to other gas utilities and to pipeline companies for resale.
3. Revenue from Transportation of Gas for Others contains data on the revenue obtained by respondents for transmission and/or compression of natural gas for other pipelines or entities.
4. Transmission System Peak Days include data on the total transmission system deliveries of gas, excluding deliveries to storage, for the 12 months embracing the heating season overlapping the year's end for which the report is submitted.

This tape has only been issued for the years 1978 to 1987 with no plans to update it with a later release.

Technical Contact: Audrey Corley
(202) 586-4804, EI-441

Character Set: EBCDIC
Distribution Media: 9 track, 1600 or 6250 BPI
NTIS Order Number: PB89-171459 (1978-1986)
PB89-178446 (1987)
Documentation: Accompanies tape

Natural Gas Annual 1993, Vol. 1

Contains data that appear in tables in the *Natural Gas Annual 1993* publication. Data are on natural gas supply and disposition, quantity and average price of production, consumption, average price of gas consumed, gross withdrawals and marketed production, movements, changes in underground storage, supplemental gas supplies, and quantities and average price of deliveries to consumers by State.

Technical Contact: Sheila Darnell
(202) 586-6165, EI-441

Character Set: ASCII
Distribution Media: 5 1/4" Diskette
NTIS Order Number: PB95- (1993)
OSTI Order: Order by Title
Documentation: Accompanies diskette

Natural Gas Annual 1992, Vol. 1

Contains data that appear in tables in the *Natural Gas Annual 1992, Volume 1* publication. Data are on natural gas supply and disposition, quantity and average price of production, consumption, average price of gas consumed, gross withdrawals and marketed production, movements, changes in underground storage, supplemental gas supplies, and quantities and average price of deliveries to consumers by State.

Technical Contact: Sheila Darnell
(202) 586-6165, EI-441

Character Set: ASCII
Distribution Media: 5¼" Diskette
NTIS Order Number: PB94-501483 (1992)
OSTI Order: *Order by Title*
Documentation: Accompanies diskette

Natural Gas Annual 1992, Vol. 2

Contains data that appear in tables in the *Natural Gas Annual 1992, Volume 2* publication. Data are on natural gas supply and disposition, quantity and average price of production, consumption, average price of gas consumed, gross withdrawals and marketed production, movements, changes in underground storage, supplemental gas supplies, and quantities and average price of deliveries to consumers by State.

Technical Contact: Sheila Darnell
(202) 586-6165, EI-441

Character Set: ASCII
Distribution Media: 5¼" Diskette
NTIS Order Number: PB94-501491 (1992)
OSTI Order: *Order by Title*
Documentation: Accompanies diskette

Statistics of Interstate Natural Gas Pipeline Companies

Contains data reported on the Federal Energy Regulatory Commission (FERC) Form 2, "Annual Report of Major Natural Gas Companies." Respondents are interstate natural gas companies subject to the accounting and reporting requirements of the FERC. Included are financial and operational data on major interstate natural gas pipeline companies as defined by FERC classification.

Data include balance sheet as of end of the year; statement of income for the year; statement of retained earnings; statement of changes in financial position; depreciation, amortization and depletion; distribution of salaries and wages; gas plant in service; operating revenues; operation and maintenance expenses; volume and cost of gas purchases; amount of gas produced and delivered; and transmission system peak deliveries.

Data are company specific to the reporting company. Time unit of the data is yearly. This series was issued for 1991 as "Annual Report of Major Natural Gas Companies."

Technical Contact: Audrey Corley
(202) 586-4804, EI-441

Character Set: EBCDIC

Distribution Media: 9 track, 1600 or 6250 BPI

NTIS Order Number: PB92-502061 (1988-1990)
PB89-158679 (1981-1987)
PB82-186131 (1964-1980)

Documentation: Accompanies tape

Natural Gas Policy Act - Notices of Determination

Contains data collected on the Federal Energy Regulatory Commission (FERC) Form 121. The FERC-121 Interim Price Tracking System (IPTS) tape contains the FERC-121 data on those wells for which jurisdictional agencies have made determinations of maximum lawful prices under Sections 102 (new natural gas), 103 (new onshore production wells), 107 (high cost natural gas), and 108 (stripper wells) of the Natural Gas Policy Act of 1978. For each well, the tape contains such information as the well name, API number, field, location, and purchaser. It also contains FERC receipt date and control number for each determination. Users should note that the tape contains seller codes in lieu of seller names.

The retrospective master tape contains information on the determinations received by FERC between December 26, 1978, and the present.

Data are specific as to well name, number, and location. The final update to this series was in June 1994.

Technical Contact: Eva Fleming
(202) 586-6113, EI-441

Character Set: EBCDIC

Distribution Media: 9 track, 1600 or 6250 BPI

NTIS Order Number: PB90-591220 (current)

Documentation: Accompanies tape

Natural Gas Pipeline Company Monthly Statement

Contains data from the Federal Energy Regulatory Commission (FERC) Form 11. The data are contained in four files. Each file is identical in format and consists of company revenue data, income data, operation and maintenance data, and other selected data.

Revenue data are reported in thousands of dollars and sales volume data are reported in millions of cubic feet.

Series has not been updated since 1988.

Technical Contact: James Keeling
(202) 586-6107, EI-441

Character Set: EBCDIC

Distribution Media: 9 track, 1600 or 6250 BPI

NTIS Order Number: PB90-500182 (1/84-12/88)
PB85-182061 (1/83-9/84)
PB84-156025 (1/80-8/83)

Documentation: Accompanies tape

Oil and Gas Field Code Master List

The Oil and Gas Field Code Master List embodies a system of codification of the oil and gas fields throughout the United States. It provides unique standard codes for all domestic oil/gas fields. The field listings are geologic fields as defined by EIA. The Master List is organized by States, with fields sorted alphabetically by name within each State. Fields located in Federal Offshore waters are listed against the adjacent State or as "Other Gulf" for the deep Gulf of Mexico.

Field names are allocated 26 characters. A six-digit field code is unique to a field name, regardless of whether one or several fields exist nationwide with that particular name. In order to uniquely identify a particular field, the field code must be coupled with the appropriate State abbreviation and county code. Alias field records are cross-referenced to the currently authorized field name and code.

An accompanying Oil and Gas Invalid Field Record List contains records of field names and codes which were found to be technically incorrect (or the fields nonexistent) and were, therefore, removed from the master list. The computer tape version of the Invalid Field Record List is cumulative, whereas the list published in the annual book has only those invalidated the previous year.

Data are specific to individual oil or gas fields, not individual companies. Frequency of update is annual.

Technical Contact: Robert King
(202) 586-4787, EI-443

Character Set: EBCDIC

Distribution Media: 9 track, 1600 or 6250 BPI

NTIS Order Number: PB95-503256 (1994)
PB94-501442 (1993)
PB93-503068 (1992)

Documentation: Accompanies tape

U.S. Crude Oil, Natural Gas, & Natural Gas Liquids Reserves

Contains data on proved reserves of gaseous and liquid hydrocarbons in the United States. Data are State specific and cover 10 specific hydrocarbon types. Data are taken from two survey forms, EIA-23, "Annual Survey of Domestic Oil and Gas Reserves," and EIA-64A, "Annual Report of the Origin of Natural Gas Liquids Production."

Data are for beginning-of-year reserves, net adjustments, revision increases and decreases, extensions, new field discoveries, new reservoirs in old fields, production, and end-of-year reserves.

Data items gathered have changed over the years collated in this product, so not all hydrocarbon types will have data present for all years.

Data are presented at the State and State subdivision levels. Frequency of update is annual. Time unit of data is yearly.

Technical Contact: Robert King
(202) 586-4787, EI-443

Character Set: ASCII
Distribution Media: 5 1/4" diskette
NTIS Order Number: PB95-503264 (1977-1993)
PB93-503225 (1977-1991)

OSTI Orders: *Order by Title*
Documentation: Accompanies diskette

Oil and Gas Reserves by Year of Field Discovery

Provides distributions, by year of field discovery, of U.S. oil and gas proved reserves, production, total discovered oil and gas (ultimate recovery), and number of fields with oil and gas. Includes similar distributions by State and State subdivision.

Data years are 1977 through 1988 inclusive. By-year-of-discovery estimates are grouped in 5-year increments for State and State subdivisions, and individual years for national data. This is a one-time release.

Technical Contact: William Monroe
(202) 586-4665, EI-443

Character Set: ASCII
Distribution Media: 5 1/4" diskette (two diskettes)

OSTI Orders: *Order by Title*
Documentation: Accompanies diskettes

Field Size Distributions for U.S. Oil and Gas Provinces

For each of the U.S. oil and gas producing geologic provinces or regionalized aggregates thereof, presents the numbers of oil fields and nonassociated (NA) gas fields according to the size of the largest known field in the province. Also presents province summary statistics for ultimate recovery, cumulative production, and proved reserves as of December 31, 1989, and the year of initial field discovery and the peak discovery decade, all by field type.

Data are specific to geologic provinces. Time unit of data is 1989. This is a one-time study.

Technical Contact: William Monroe
(202) 586-4665, EI-443

Character Set: ASCII
Distribution Media: 5¼" diskette
NTIS Order Number: PB92-503416
OSTI Orders: *Order by Title*
Documentation: Accompanies diskette

Annual Report of Major Natural Gas Companies

The diskette is prepared from data reported in the FERC Form-2 by interstate natural gas companies subject to the accounting and reporting requirements of the Federal Energy Regulatory Commission. Included on the tape are financial and operational data on major interstate natural gas pipeline companies as defined by FERC classification. The final issuance was in 1991.


Technical Contact: Audrey Corley
(202) 586-4804

Distribution Media: 3½" double-sided, high density diskette

NTIS Order Number: PB93-506590

OSTI Orders: *Order by Title*

Documentation: Accompanies diskette



Electricity

Annual Electric Generator Report (EIA-860)

Contains data about electric generating plants currently operated by, or scheduled within 10 years to be operated by, electric utilities in the United States. The data are contained in three files: (1) Generator-level file, (2) Plant-level file, (3) Utility-level file.

Among the utility-level data are utility name and address, phone number, and North American Electric Reliability Council (NERC) region code. Plant-level data include plant, county, and State name. Generator-level data include a plant and utility code for cross reference to the other two files, an in-service date, energy source, heat rate, summer/winter capability, and nameplate capacity.

These data are the source data for *Inventory of Power Plants in the United States*.

Data are utility specific. Frequency of update is annual. Time unit of data is as of year-end of the reference year. **Data for 1993 are available at no charge on the FedWorld electronic bulletin board.**

Technical Contact: Karen McDaniel
(202) 254-5672, EI-521

Character Set: EBCDIC
Distribution Media: 9 track, 1600 or 6250 BPI
NTIS Order Number: PB94-500840 (1992)
PB93-502979 (1991)
PB92-501204 (1990)

Documentation: Accompanies tape

Annual Electric Utility Report (EIA-861)

Contains data from over 3,200 electric utilities in the United States, its territories, and Puerto Rico. For the purposes of the EIA-861 report, an electric utility is a corporation, person, agency, or other legal entity or instrumentality that owns and/or operates facilities within the United States, its territories, and Puerto Rico for the generation, transmission, distribution, or sale of electric energy primarily for use by the public.

Among the utility-level data included are utility name and address, type of ownership, peak loads, net generation, electricity purchases, sales to consumers, sales for resale, exchanges, energy losses, and revenues.

Data are utility specific. Frequency of update is annual. The unit of data is as of year-end of the reference year. **Data for 1993 are available at no charge on the FedWorld electronic bulletin board.**

Technical Contact: Linda Bromley
(202) 254-5653, EI-521

Character Set: EBCDIC
Distribution Media: 9 track, 1600 or 6250 BPI
NTIS Order Number: PB92-500404 (1989)
PB90-502352 (1984-1988)

Documentation: Accompanies tape

Annual Report of Major Electric Utilities, Licensees, and Others

Contains data from annual reports (FERC Form 1) filed with the Federal Energy Regulatory Commission (FERC) by the investor-owned electric utilities meeting the FERC definition as majors (those that have had, in the past 3 consecutive calendar years) sales or transmission services that exceeded one or more of the following:

- 1 million megawatthours of total sales
- 100 megawatthours of annual sales for resale
- 500 megawatthours of annual gross interchange out or wheeling for others.

Data included are: financial and operational balance sheets; income and retained earnings; statements of changes in financial position; capital stock and long-term debt; electric operating revenues, customers, and sales by classes of service; electric operation and maintenance expenses; and environmental protection facilities and expenses.

Data are utility specific to the reporting utility. **Data for 1993 are available at no charge on the FedWorld electronic bulletin board.**

Technical Contact: Roger Sacquety
(202) 254-5440, EI-523

Character Set: ASCII and EBCDIC

Distribution Media: 5 1/4" diskette and 9 track, 1600 or 6250 BPI

NTIS Order Number: *diskette:*
PB94-501418 (1984-1992)
tapes:
PB94-501541 (1992)
PB93-502987 (1991)
PB92-501188 (1990)
PB91-506840 (1989)
PB90-501594 (1988)
PB90-502220 (1983-1987)
PB84-188572 (1974-1982)*
PB84-188614 (1964-1973)*

OSTI Orders: *Order by title*

Documentation: Accompanies tape

* Title in these years is "Statistics of Privately Owned Electric Utilities"

Annual Report of Publicly Owned Electric Utilities

Contains data from the EIA-412, an annual report filed with the EIA by those publicly owned electric utilities whose annual sales to ultimate consumers or sales for resale equaled or exceeded 120,000 megawatthours for the 2 previous years.

Data included are: (1) electric utility balance sheet; (2) electric utility income statement; (3) electric utility plant data; (4) taxes, tax equivalents, contributions, and services data; (5) electric utility operation and maintenance expenses; and (6) electric energy account data (generation, purchases, interchanges, wheeling, sales, and losses). All data reflect only the electric portion of the publicly owned electric utility.

Data are utility specific to the reporting utility. Frequency of update is annual. **Data for 1993 are available at no charge on the FedWorld electronic bulletin board.**

Technical Contact: Tom Williams
(202) 254-5436, EI-523

Character Set: ASCII and EBCDIC

Distribution Media: 3 1/2" diskette and 9 track, 1600 or 6250 BPI

NTIS Order Number: *diskette:*
PB94-501434 (1986-1992)
tapes:
PB94- (1992)
PB93-505683 (1991)
PB92-501469 (1990)
PB91-507350 (1989)
PB90-501704 (1988)
*PB89-158687 (1987)
*PB88-172291 (1986)
*PB87-193579 (1985)
*PB86-185881 (1984)
*PB85-193951 (1983)
*PB84-196872 (1974-1982)
*PB84-196864 (1964-1973)

OSTI Orders: *Order by title (diskette only)*

Documentation: Accompanies tape

* Title in these years is "Statistics of Publicly Owned Electric Utilities"

Cost and Quality of Fuels for Electric Utility Plants

Contains data submitted by electric utilities on the Federal Energy Regulatory Commission (FERC) Form 423.

The FERC Form 423 collects monthly data on the cost and quality of fossil fuels delivered to electric generating plants with a total steam-electric and combined-cycle generator nameplate capacity of 50 or more megawatts (approximately 230 electric utilities). The data reported include the name and location of the electric plant, month and year of delivery, contract type, expiration date of contract if within 2 years of reporting month, fuel type, coal origin data (Bureau of Mines district, State, and county of origin; and, if applicable, country of origin), coal mine type (surface or underground), fuel quantity delivered, Btu content, sulfur and ash content by weight as received, and the delivered price in cents per million Btu. Data on fuel supplier include the name of either the company, mine, or broker for coal purchases, supplier or refinery for petroleum purchases, and the pipeline or distributor for gas deliveries.

Also included are a company and plant file, a county file, and a source code file for use in merging with the data file for easy analysis. A file description is also provided as a separate file.

Data are utility and plant specific. Frequency of update is monthly. Time unit of data is monthly. This tape has been discontinued with the 1992 data.

Technical Contact: Ken McClevey
(202) 254-5655, EI-521

Character Set: EBCDIC
Distribution Media: 9 track, 1600 or 6250 BPI
NTIS Order Number: PB91-591190 (1992)
PB92-504812 (1984-1991)
PB84-194240 (1972-1983)

Documentation: Accompanies tape

Electric Plant Cost and Power Production Expenses

Contains data on the historical plant cost of selected hydroelectric, fossil-fueled steam-electric, gas-turbine, and nuclear steam-electric plants in commercial operation by electric utilities. Also includes the annual cost (exclusive of fixed charges) to electric utilities of producing electric power at these plants. Data are for 100 percent of plant ownership unless otherwise indicated.

Data contained include net generating capacity, net generation, net capability, historical plant cost, production expenses, fuel consumption, and fuel costs.

Data are taken from the FERC Form 1 (filed by investor-owned utilities) and the EIA-412 (filed by publicly owned utilities) reports.

Data are utility and plant specific. Frequency of update is annual. Time unit of data is yearly.

Technical Contact: Elsie Bess
(202) 254-5637, EI-521

Character Set: EBCDIC
Distribution Media: 9 track, 1600 or 6250 BPI
NTIS Order Number: PB94-501525 (1979-1991)
FINAL ISSUE

Documentation: Accompanies tape

Monthly Electric Utility Sales and Revenue Report With State Distributions

Data on retail electricity sales (megawatthours) and associated revenue (thousand dollars) are submitted to EIA by selected electric utilities on the Form EIA-826, "Monthly Electric Utility Sales & Revenue Report with State Distributions." The Form EIA-826 survey is a statistical sample drawn from the respondents to the Form EIA-861, "Annual Electric Utility Report."

The Form EIA-826 is designed to facilitate the estimation of monthly retail electricity sales and associated revenue at the national, Census division, and State level, by class of consumer. These estimates, in turn, can be used to calculate average revenue per kilowatthour (the ratio of revenue to sales) and estimates of sales, revenue, and average revenue per kilowatthour coefficients of variation.

Data included are the amount of electricity sold and the revenue derived therefrom, by State, by month. Each issue of the tape contains data for the current year from January to the current month.

Data are utility/State specific. Frequency of update is monthly. Time unit of data is monthly, even in historic tapes. Data are currently updated only on diskette.

Technical Contact: Stephen Calopedis
(202) 254-5661, EI-521

Character Set: EBCDIC
Distribution Media: 9 track, 1600 or 6250 BPI
and 5 1/4" diskette

NTIS Order Number: *diskette:*
PB93-592460 (current)
tapes:
PB93-505048 (1991-1992)
PB92-501824 (1990)
PB91-507616 (1989)

OSTI Orders: *Order by title (current
diskette only)*

Documentation: Accompanies tape

Electric Utility Company Monthly Statement

Contains data collected on the Form EIA-826, formerly FERC Form 5, "Electric Utility Company Monthly Statement." The form was filed monthly by approximately 150 electric utilities. Included were all investor-owned utilities with annual operating revenues of \$100 million or more, in addition to other selected electric utilities. The reported data were expanded by factors, calculated using annual data from a previous period, to give electric sales data by State and sector. Other information collected included data on depreciation, construction, net income before taxes, and extraordinary items.

This tape is the predecessor to "Monthly Electric Utility Sales and Revenue Report With State Distributions."

Technical Contact: Stephen Calopedis
(202) 254-5661, EI-521

Character Set: EBCDIC
Distribution Media: 9 track, 1600 or 6250 BPI
NTIS Order Number: PB89-113450 (1987)
PB88-110598 (1986)
PB86-211513 (1985)
PB85-200384 (1984)
PB86-151180 (1975-1983)

Documentation: Accompanies tape

Monthly Power Plant Report

The purpose of Form EIA-759, formerly FPC-4, "Monthly Power Plant Report," is to collect data necessary to fulfill regulatory responsibility, ensure power reliability, and measure fuel consumption and power production. This data tape contains data collected by the survey.

Specific ownership code, prime mover code, fuel code, company code, plant name, current capacity, fuel name, old capacity, effective date - month/year, status, multi-State code, generation, consumption, stocks, electric plant code, and Nuclear Energy Regulatory Commission code are included.

Data are utility and plant specific. Frequency of update is monthly. Time unit of data is monthly, even in the historical series tapes. Data are currently updated only on diskette.

Technical Contact: Melvin Johnson
(202) 254-5665, EI-521

Character Set: EBCDIC

Distribution Media: 9 track, 1600 or 6250 BPI and 5 1/4" diskette

NTIS Order Number: *diskette:*
PB93-592450 (current)
From OSTI only - (1970-1994
tapes:
PB93-505311 (1984-1992)
PB84-187509 (1977-1983)
PB84-186972 (1970-1976)

OSTI Orders: *Order by title (current diskette only)*

Documentation: Accompanies tape

Steam-Electric Plant Operation & Design Report

Contains data collected on the Form EIA-767, "Steam-Electric Plant Operation & Design Report." The 1985 file contains data from 704 electric generating plants whose fossil or nuclear steam generating nameplate rating is 100 megawatts or larger. These plants represent 109 utilities.

Data include plant information and individual equipment design parameters and annual operational data for boilers, generators, cooling systems, flue gas particulate collectors, flue gas desulfurization units, flue, and stacks.

An additional 200 plants between 10 megawatts and 100 megawatts 5 capacity are included in these files starting in 1986. Data on these plants consist of boiler fuel consumption and, if applicable, flue gas desulfurization units. These 200 plants represent approximately 100 utilities.

Data are utility specific. Frequency of updates is irregular. Time unit of data is annual.

Technical Contact: John Colligan
(202) 254-5465, EI-521

Character Set: EBCDIC

Distribution Media: 9 track, 1600 or 6250 BPI

NTIS Order Number: PB90-502865 (1985-1988)

Documentation: Accompanies tape

Steam-Electric Plant Air & Water Quality Control Data (1974 - 1982)

Contains data from the Form FPC-67 and its successor Form EIA-767. The data for 1974-1980 are for electric generating plants with a steam-electric generating capacity of 25 megawatts or greater. Data for 1981 are for steam-electric plants whose capacity was 100 megawatts or greater. Data from page 2 of the form are fuel consumption and quality by month per plant. Page 5 data are fuel consumption by month by boiler, and boiler operation load data. Page 9 data are equipment design parameters per boiler which include design fuel consumption, percent boiler efficiency and air flow at 100-percent load. Page 9(a) data concern boiler ability to burn alternate fuels.

Later years' data are available on tape PB90-502865, "Steam-Electric Plant Operation & Design Report."

Technical Contact: John Colligan
(202) 254-5465, EI-521

Character Set: EBCDIC
Distribution Media: 9 track, 1600 or 6250 BPI
NTIS Order Number: PB86-181104 (1982)
PB83-254094 (1974-1981)
Documentation: Accompanies tape

Steam Electric Plant Air & Water Quality Control Data (1969 - 1973)

Contains all the data collected by the Federal Energy Regulatory Commission (FERC) Form 67, "Steam-Electric Plant Air & Water Quality Control Data," for the years 1969-1973. Data are submitted for plants operated by an electric utility with a steam-electric generating capacity of 25 megawatts or greater during the year covered. Files are organized by year.

Later years' data are available on tape PB90-502865, "Steam-Electric Plant Air & Water Quality Control Data."

Technical Contact: John Colligan
(202) 254-5465, EI-521

Character Set: EBCDIC
Distribution Media: 9 track, 1600 or 6250 BPI
NTIS Order Number: PB84-240241 (1969-1970)
PB84-240233 (1971-1973)
Documentation: Accompanies tape

Typical Net Monthly Bills

Contains data submitted on Form EIA-213, "Typical Net Monthly Bills," by electric utilities in the United States and Puerto Rico serving residential customers in communities of 2,500 population or larger, or serving commercial or industrial customers in communities of 50,000 population or larger.

The data consist of net monthly bills for residential, commercial, and industrial services throughout the country.

Data are utility specific. Frequency of update was annual. Time unit of data is annual. The data were not collected after the 1989 data year.

Technical Contact: Sandra Smith
(202) 254-5632, EI-521

Character Set: EBCDIC
Distribution Media: 9 track, 1600 or 6250 BPI
NTIS Order Number: PB90-502840 (1989)
PB89-140131 (1988)
PB88-217674 (1987)
PB88-217666 (1986)
PB88-217658 (1985)
PB85-167328 (1984)

Documentation: Accompanies tape

Electric Trade in the United States

Contains data on quantity of power purchased, sold, exchanged, and wheeled by electric utilities; the geographical locations of transactions and ownership classes involved; and the revenues and costs of such transactions. Data are utility specific. Time unit of data is annual.

Technical Contact: John Makens
(202) 254-5629, EI-521

Character Set: EBCDIC
Distribution Media: 9 track, 1600 or 6250 BPI
NTIS Order Number: PB91-505321 (1986)
Documentation: Accompanies tape

1870

1871

1872

1873

1874

1875

1876

1877

1878

1879

1880

1881

1882

1883

1884

1885

1886

1887

1888

1889

1890

Coal

Coal Distribution Data

Data are collected on Form EIA-6, "Coal Distribution Report," from U.S. companies that owned or purchased coal and distributed in excess of 50,000 tons of coal during a year. These companies include mining companies, wholesale coal dealers, and retail coal dealers.

Contains data on the distribution (shipments in tons) of U.S. coal by coal-producing district of origin, consumer end-use category, State of destination, and method of transportation. Destinations are domestic (by State) or foreign (the total amount of coal shipped for export).

Data are not company specific. Frequency of update is irregular. Time unit of data is quarterly.

Technical Contact: Mary Paull
(202) 254-5379, EI-522

Character Set: EBCDIC
Distribution Media: 9 track, 1600 or 6250 BPI
NTIS Order Number: PB90-500497 (1988)
PB88-243134 (1987)
PB87-203923 (1986)

Documentation: Accompanies tape

Coal Production and Related Data

Contains comprehensive annual U.S. coal production and related data from 1977 to 1988 in two tapes. Data are from the EIA-7A, "Coal Production Report," a survey of companies owning or operating mining operations that produced, processed, or prepared coal in the United States.

Contains data on production, the number of mines, price, productivity, employment, daily productive capacity, reserves, and stocks.

Data were published annually in the publication *Coal Production 1992*, DOE/EIA-0118.

Data are not company specific. Frequency of update is irregular. Time unit of data is yearly. Data for 1993 are available at no charge on the FedWorld electronic bulletin board.

Technical Contact: Fred Freme
(202) 254-5367, EI-522

Character Set: EBCDIC
Distribution Media: 9 track, 1600 or 6250 BPI
NTIS Order Number: PB90-502378 (1986-1988)
PB87-229258 (1979-1985)

Documentation: Accompanies tape

Quarterly Coal Report

Contains comprehensive information about coal production, distribution, exports, imports, prices, receipts, consumption, and stocks for the entire United States. The data are aggregated primarily by State and by end-use sector (electric utilities, coke plants, other industrial, and residential/commercial users).

Data are not company specific. Frequency of update is irregular. Time unit of data is quarterly.

Technical Contact: Paulette Young
(202) 254-5481, EI-522

Character Set: EBCDIC
Distribution Media: 9 track, 1600 or 6250 BPI
NTIS Order Number: PB90-500505 (1980-1988)
Documentation: Accompanies tape

International Coal Statistics Database (ICSD)

The International Coal Statistics Database (ICSD) is a micro-computer-based system which contains information related to international coal trade. The ICSD is a secondary database, meaning that information contained therein is derived entirely from other primary sources. It uses dBASE III+ and Lotus 1-2-3 to locate, report, and display data. The system is used in preparing the *Annual Prospects for World Coal Trade* publication. The ICSD system is menu driven, and also permits the user who is familiar with dBASE and Lotus operations to leave the menu structure and to perform independent queries.

The Scope and coverage of the ICSD:

- a. Quantity of coal traded between importing and exporting countries and regions for the years 1980-1988
- b. Historical data (1980-1989) and projections (through 2010) on how major industrial economies use coal
- c. Coal shipments entering and leaving the United States between January 1980 and December 1989.

Technical Contact: Melinda Hobbs
(202) 586-0012, EI-532

Distribution Media: 5¼" double-sided, high-density diskette (3 diskettes)

NTIS Order Number: PB92-500610 (1991)

Software Description: The system is stored in PKZIP format using Extended ASCII character code and uses dBASE III+ and Lotus 1-2-3 for implementation on an IBM-compatible microcomputer using the DOS 3.3 operating system.

Integrated Statistics

State Energy Data System

The State Energy Data System (SEDS) contains data from the publication *State Energy Data Report Consumption Estimates*. Data are estimated energy consumption by energy source, by energy consuming sector, by State, by year, in both physical units and Btu. The records are written in the same order as the data are presented in Tables 12 through 323 of the *State Energy Data Report*.

The SEDS diskettes can be used with most popular spreadsheet software. The procedure for importing the data into Lotus 1-2-3 is included in the documentation.

The State data are grouped by Census region with one region per 5¼" high density (1.2 Mb) diskette, except for Region 3 which is on two diskettes. In addition to the States in the Census region, each diskette contains data for the United States and diskette documentation.

Data are State specific. Frequency of update is annual. Time unit of data is yearly.

Technical Contact: Ray Boyer
(202) 586-1680, EI-633

Character Set: ASCII
Distribution Media: 5¼" diskette
NTIS Order Number: PB95- all 4 regions
(1960-1993)
PB95- Region 1
(1960-1993)
PB95- Region 2
(1960-1993)
PB95- Region 3
(1960-1993)
PB95- Region 4
(1960-1993)

OSTI Orders: *Order by Title*
Documentation: Accompanies diskettes

State Energy Price and Expenditure Data System

The State Energy Price and Expenditure Data System (SEPEDS) contains data from the publication *State Energy Price and Expenditure Report (SEPER)*. The State data are grouped with one Census region per diskette. In addition to the States in the region, each diskette contains data for the United States and data documentation.

Data are presented at the State level for energy prices and energy expenditures by specific energy source and energy consuming sector. The records are written in the same order as the data are presented in the *SEPER* statistical tables.

The SEPEDS diskettes can be used with the most popular spreadsheet software. The procedure for importing the data into Lotus 1-2-3 is included in the documentation.

Data are State specific. Frequency of update is annual. Time unit of data is yearly.

Technical Contact: Ray Boyer
(202) 586-1680, EI-633

Character Set: ASCII
Distribution Media: 5¼" diskette
NTIS Order Number: PB95-503231
(1970-1992)
OSTI Orders: *Order by Title*
Documentation: Accompanies diskettes

Monthly Energy Review Data Base

The Monthly Energy Review Data Base is a comprehensive monthly summary containing production, consumption, import, export, stock, and price data for the primary energy sources: coal, electricity, natural gas, nuclear, and petroleum.

The petroleum data are further disaggregated to show supply and disposition of crude oil, motor gasoline, distillate fuel oil, residual fuel oil, jet fuel, liquefied petroleum gases, propane and propylene, and other petroleum products. Data are also presented by energy source for the principal consuming sectors: residential, commercial, industrial, transportation, and electric utilities.

Data on domestic oil and gas resource development activities are included, as well as petroleum production, consumption, stocks, and nuclear generation for selected foreign countries. Annual values are shown for most data series from 1973 forward while monthly values are shown for the current and 2 preceding years. Special series showing energy consumption per dollar of gross domestic product, U.S. dependence on petroleum net imports, and cost of fuels to end users in constant dollars are shown quarterly for the current year and 2 preceding years, with annual values from 1973 forward.

Data are mostly national aggregates, with some at Census division level and some State specific. Frequency of update is monthly. Most time units of data are monthly and annual.

Technical Contact: Ray Boyer
(202) 586-5692, EI-633

Character Set: ASCII
Distribution Media: 5 1/4" diskette
NTIS Order Number: PB91-591650 (current)
OSTI Orders: *Order by Title*
Documentation: Accompanies diskettes

Historical Monthly Energy Review Data Base

This special edition of the Monthly Energy Review Data Base contains production, consumption, import, export, stock, and price data for the primary energy sources - coal, electricity, natural gas, nuclear, and petroleum - from January 1973 through December 1992.

The petroleum data are further disaggregated to show supply and disposition of crude oil, motor gasoline, distillate fuel oil, residual fuel oil, jet fuel, liquefied petroleum gases, propane and propylene, and other petroleum products. Data are also presented by energy source for the principal consuming sectors: residential, commercial, industrial, transportation, and electric utilities.

Data on domestic oil and gas resource development activities are included, as well as petroleum production, consumption, stocks, and nuclear generation for selected foreign countries. Special series showing energy consumption per dollar of gross domestic product, U.S. dependence on petroleum net imports, and cost of fuels to end users in constant dollars that appear in the monthly release are not included in this monthly time-series issue.

Data are mostly national aggregates, with some State-specific data on petroleum product prices. Time units of data are monthly.

Technical Contact: Ray Boyer
(202) 586-1680, EI-633

Character Set: ASCII
Distribution Media: 5 1/4" diskette (4 diskettes)
NTIS Order Number: PB95-503272 (1973-1992)
OSTI Orders: *Order by Title*
Documentation: Accompanies diskettes

Performance Profiles of Major Energy Producers

The data contained on the tables are extracted from the EIA's Financial Reporting System (FRS) database. The FRS data base is constructed from ownership-based data reported to the EIA on the EIA-28 annual survey form by 25 major, integrated energy companies. At a consolidated company level, the data are validated against company annual reports (to their stockholders) and company filings to the securities and exchange commission. The tables are from Appendix B of the EIA annual report *Performance Profiles of Major Energy Producers*.

The tables are selected, multi-year (1977-1992) presentations which basically reflect the survey form. Descriptive table titles are contained in the documentation file.


In summary, the tables contain consolidated company financial and operating data designed to reflect trends in company profitability, resource development patterns, and information about the manufacture and supply of refined products. **Data for 1993 are available at no charge on the EPUB electronic bulletin board.**

Technical Contact: Gregory Filas
(202) 586-1347, EI-622

Distribution Media: 3½" double-sided, high density diskette

NTIS Order Number: PB94-501509 (1977-1992)
PB93-503084 (1977-1991)

OSTI Orders: *Order by Title*
Documentation: Accompanies diskette



Consumption

End Use Energy Consumption Data Base, Transportation Sector

Contains estimated breakdown of transportation fuel use by mode, fuel type, sector, carrier, range, use, region, and State.

The estimates are almost entirely derived from data collected by Government, trade association, or survey forms. Products of the data base are a report which contains methods and summary results, documentation for data tapes and retrieval programs, two data tapes -- the EIA format tape and the ORNL (Oak Ridge National Laboratory) format tape, and a retrieval program tape and user's manual. The data tapes contain the result of all estimating methods developed as well as all totals that can be computed by summing the data over one or more breakdowns.

The ORNL data tape provides space for only one year on a single record in order to facilitate certain types of retrieval. As it is coded, only one subcategory code is required for retrieval.

The EIA data tape is more compact. It records energy consumption for all years on a single record. In retrieval of energy use figures from this file, no more than one subcategory code is required.

One-time data series. Time series of data is annual.

Technical Contact: Leigh Carleton
(202) 586-1132, EI-631

Character Set: EBCDIC
Distribution Media: 9 track, 1600 or 6250 BPI
NTIS Order Number: PB81-112161 (1967-1976, EIA Format)
PB81-112195 (1967-1976, ORNL Format)
Documentation: Accompanies tape

Large Combustor Energy Consumption Data Base

Contains questionnaire-level data on energy consumption in establishments and large combustors as reported on the 1980 Manufacturing Industries Energy Consumption Study and Survey of Large Combustors (EIA-463). Four data files are included: (1) establishment-level data; (2) combustor-level data; (3) selected information on smaller combustors by Standard Industrial Classification (SIC); and (4) selected information on smaller combustors by region. Several types of data are included. Fuel consumption by fuel type is reported in Btu for both establishments and boilers. These data have been rendered confidential by the introduction of a small amount of random error into each reported value. This scrambling procedure does not significantly alter covariant relationships within the data, however information is also provided on SIC and geographic region of the combustor/establishment. Other information includes the maximum design firing rate of the combustors, electricity and steam generation of establishments, the capability to burn alternate fuels in combustors, and the combustion of waste gases.

One-time data series with data for 1979.

Technical Contact: John Preston
(202) 586-1128, EI-632

Character Set: EBCDIC
Distribution Media: 9 track, 1600 or 6250 BPI
NTIS Order Number: PB83-120477 (1979)
Documentation: Accompanies tape

Lifestyles & Household Energy Use: National Surveys

Contains a compilation of data collected in two national housing unit surveys. The first survey, conducted in May 1973, collected data for 1,455 households and the housing units in which those households resided. The sample was designed to provide an over-sampling of low income households. The survey was repeated in 1975 for 3,140 households, of which approximately 1,000 were repeat households from the 1973 survey. Therefore, on a record dump, some households will have a large block of data, whereas, others will have some blanks for the missing information either from 1973 or 1975.

Among variables collected on the survey are: (1) characteristics, size, construction, and amenities of housing units; (2) economic and demographic data on households; (3) actual consumption and cost of electricity and natural gas in residential use, and estimated cost of fuel oil; (4) characteristics of equipment used for space heating and cooling, as well as water heating; (5) auto ownership and usage; (6) personal transportation behavior; (7) possession of appliances and other energy-using household conveniences; (8) changes in energy-related behavior and attitudes toward energy consumption since energy shortages first came to widespread public attention. The National Survey of Household Energy Use was developed initially by the Washington Center in 1973 under the auspices of the Ford Foundation's Energy Policy Project.

This is a discontinued data series.

Technical Contact: Wendel Thompson
(202) 586-1119, EI-631

Character Set: EBCDIC
Distribution Media: 9 track, 1600 or 6250 BPI
NTIS Order Number: PB-272448 (1973,1975)
Documentation: Accompanies tape

National Interim Energy Consumption Survey (Residential)

Contains information from 4,081 weighted households selected as a probability sample of all households in the 48 contiguous States and interviewed in the fall of 1978. The tape is composed of four data sets. The first is a card image file containing introductory information. The second is a card image file containing an SPSS file. The third is a card image file containing COBOL data description. The fourth is the data proper (Household Interview File).

The information includes: (1) the structural features of the house such as size, insulation, and openings; the heating and cooling systems; fuels used and the major use made of each fuel; recent installation of type of insulation and equipment to conserve energy; household appliances and vehicles; and demographic data on the household; (2) an annual amount of dollars expended, quantity consumed (or delivered in the case of fuel oil, kerosene, and LPG), and Btu equivalents for electricity, natural gas, fuel oil, kerosene, and LPG used by each household; (3) long-term average annual heating and cooling degree-days for the NOAA division in which the household is located, adjusted on a regional basis to reflect the weather for 1978-1979; (4) half-sample indicators for 32 half-samples used in calculating the variance for sample statistics for pseudoreplication techniques.

This is a discontinued data series.

Technical Contact: Wendel Thompson
(202) 586-1119, EI-631

Character Set: EBCDIC
Distribution Media: 9 track, 1600 or 6250 BPI
NTIS Order Number: PB81-108714 (1978)
Documentation: Accompanies tape

Nonresidential Buildings Energy Consumption Survey

Contains data collected in the 1979 and 1983 Nonresidential Buildings Energy Consumption Survey (NBECS). The NBECS is a national multistage probability sample survey of U.S. nonresidential buildings and their energy suppliers, conducted by EIA.

NBECS was designed to provide information on energy-related characteristics of buildings, such as size, principal building activity, geographic location, energy sources, and type of heating and cooling equipment, as well as the total consumption of, and expenditures for, energy supplied to the building.

There are eight files on the tape. File 1 is the 1979 NBECS data. File 2 is the 1983 NBECS data. File 3 is a longitudinal linkage file for the 1979 and 1983 data. Files 4, 5, and 7 contain the code to create an SAS version of files 1-3 respectively. File 6 is the SAS library code to be used with Files 4, 5, and 7. File 8 is a copy of the documentation for this tape.

Data are specific to Census division. Frequency of update is triennial, starting in 1983. Time unit of data is yearly.

Technical Contact: Martha Johnson
(202) 586-1135, EI-631

Character Set: EBCDIC
Distribution Media: 9 track, 1600 or 6250 BPI
NTIS Order Number: PB88-245162(1979, 1983)
Documentation: Accompanies tape

Nonresidential Buildings Energy Consumption Survey 1986

Contains data collected in the 1986 Nonresidential Buildings Energy Consumption Survey (NBECS) and augments the previous NBECS public use tape for the years 1979 and 1983.

There are four files. File 1 is the OS version of the 1986 NBECS data. File 2 contains the code to create an SAS version of File 1. File 3 is the SAS library code to be used with File 2. File 4 is a copy of the documentation for this tape.

The data file contains information concerning commercial building characteristics and annualized energy consumption and expenditures. Energy sources annualized are electricity, natural gas, fuel oil, propane, district steam, district hot water, and district chilled water. Also included in the survey data files are 1986 temperature variables. The file contains data from 6,072 sampled buildings drawn from the 50 States and the District of Columbia. The smallest unit of analysis is the building; the finest geographic level of detail is Census division.

The documentation (File 4) contains file layouts, details on data masking procedures, survey estimates and weights, and variance estimation.

Data are specific to Census division. Frequency of update is triennial. Time unit of data is yearly.

Technical Contact: Martha Johnson
(202) 586-1135, EI-631

Character Set: EBCDIC and ASCII
Distribution Media: 9 track, 1600 or 6250 BPI and 5¼" diskette
NTIS Order Number: PB90-500034 (1986) *tape*
PB91-506808(1986) *diskette*
Documentation: Accompanies tape or diskette

Commercial Buildings Energy Consumption Survey 1989

Contains data collected in the 1989 Commercial Buildings Energy Consumption Survey (CBECS) and augments the previous Nonresidential Buildings Energy Consumption Surveys (NBECS) public use tape for the years 1979, 1983, and 1986.

The data files contain information concerning commercial building characteristics and annualized energy consumption and expenditures. Energy sources annualized are electricity, natural gas, fuel oil, propane, district steam, district hot water, and district chilled water. Also included in the survey data files are 1989 temperature variables. The file contains data from 5,786 sampled buildings drawn from the 50 States and the District of Columbia. The smallest unit of analysis is the building; the finest geographic level of detail is Census division.

The documentation contains file layouts, details on data masking procedures, survey estimates and weights, and variance estimation.

Data are specific to Census division. Frequency of update is triennial. Time unit of data is yearly.

Technical Contact: Martha Johnson
(202) 586-1135, EI-631

Character Set: ASCII
Distribution Media: 5 1/4" diskette (3 diskettes)
NTIS Order Number: PB92-504232
OSTI Orders: *Order by Title*
Documentation: Accompanies diskettes

Commercial Buildings Characteristics 1992

Contains data collected in the 1992 Commercial Buildings Energy Consumption Survey (CBECS)--Buildings Characteristics portion of the survey.

Data are number of buildings and square footage. Building Characteristics data include the type of building, structural characteristics such as wall and roof material, and percent glass. Operating characteristics include number of normal operating hours, additional operating hours, and months vacant. Energy sources include all fuel used, fuels used for heating, air conditioning, water heating, cooking, manufacturing, and generating electricity. Equipment characteristics include heating, ventilation, and air conditioning equipment, lighting, water heating, refrigeration, and computers. Conservation characteristics include the use of an energy manager, participation in demand-side management programs and energy audits.

Data are specific to Census division. Frequency of update is triennial. Time unit of data is yearly.

Technical Contact: Martha Johnson
(202) 586-1135, EI-631

Character Set: ASCII and dBASE
Distribution Media: 5 1/4" diskette (4 diskettes)
NTIS Order Number: PB94-504305
OSTI Orders: *Order by Title*
Documentation: Accompanies diskettes

**Residential Energy Consumption Survey:
Consumption & Expenditures, Monthly Billing
Data**

Contains files of billing period energy consumption and expenditures data for households from the 1980 Residential Energy Consumption Survey (RECS). The billing data files contain data for electricity, fuel oil, liquefied petroleum gas, and natural gas as well as corresponding weather data. The most frequent billing period is a month. Included in these files are households that paid directly to the utility for all uses of fuel. This tape supplements a previously issued tape, "RECS: Housing Characteristics, Annualized Consumption & Expenditures, 1980-1981" (see PB83-199554), which contains the household interview data and annualized fuel consumption and expenditures data (excluding transportation fuel) derived from this billing data provided by the households' fuel suppliers. Households from Alaska and Hawaii were removed from the billing data files as part of the steps taken to prevent possible identification of survey respondents. The data, therefore, represent only the contiguous United States. The technical documentation describes the billing data files and provides specifications concerning the field location of each variable. Detailed information concerning the survey is available in the documentation for the household interview tape, which this tape supplements, and in *RECS: Consumption & Expenditures, April 1980 through March 1981 Part 1: National Data*.

Data are national aggregates. Later year survey data are available.

Technical Contact: Wendel Thompson
(202) 586-1119, EI-631

Character Set: EBCDIC
Distribution Media: 9 track, 1600 or 6250 BPI
NTIS Order Number: PB84-166230 (1980-1981)
Documentation: Accompanies tape

**Residential Energy Consumption Survey: Housing
Characteristics, Annualized Consumption &
Expenditures**

Contains survey data from the Residential Energy Consumption Survey 1980-1981, an SPSS file program, a Table Producing Language (TPL) file program, a TPL codebook, and frequencies of the categorical variables from the data file. The data file contains basic data concerning housing unit characteristics from the interview questionnaire and annualized (April 1980-March 1981) fuel consumption and expenditures (excluding transportation fuel) derived from the records of the households' fuel suppliers. Also included are weather variables, marginal electricity rates, and a weighting variable. The file contains 5,979 sample households from the contiguous United States. These households represent 81,223,030 weighted households. The smallest unit of analysis is the individual household. However, the finest geographic identification available for each household is Census division.

Data are at the national and Census division levels. Later year survey data are available. Time unit of the data is yearly.

Technical Contact: Wendel Thompson
(202) 586-1119, EI-631

Character Set: EBCDIC
Distribution Media: 9 track, 1600 or 6250 BPI
NTIS Order Number: PB83-199554 (1980-1981)
Documentation: Accompanies tape

Residential Energy Consumption Survey: Housing Characteristics, 1981; Consumption & Expenditures, 1981- 1982; Monthly Billing Data

Contains survey data from the 1981 Residential Energy Consumption Survey, an SPSS file program, a Table Producing Language (TPL) codebook, and files of the monthly billing data used to produce the survey data file of annual consumption and expenditures data. The data file contains basic data concerning housing unit characteristics from the interview questionnaire and annualized (April 1981-March 1982) fuel consumption and expenditures (excluding transportation fuel) derived from the records of the households' fuel suppliers. Also included are weather variables, marginal electricity rates, and a weighting variable. The file contains 6,204 sample households from the contiguous United States. These households represent 82.7 million weighted households. The smallest unit of analysis is the individual household. However, the finest geographic identification available for each household is Census division.

Data are at the national and Census division levels. Later year survey data are available. Time unit of the data is yearly.

Technical Contact: Wendel Thompson
(202) 586-1119, EI-631

Character Set: EBCDIC
Distribution Media: 9 track, 1600 or 6250 BPI
NTIS Order Number: PB84-120476 (1981-1982)
Documentation: Accompanies tape

Residential Energy Consumption Survey, 1982; Residential Transportation Energy Consumption Survey 1983

Contains data from the 1982 Residential Energy Consumption Survey (RECS) and the 1983 Residential Transportation Energy Consumption Survey (RTECS). The tape is in 2 parts and consists of 13 files. Part A is the 1982 RECS, Part B is the 1983 RTECS. The RECS survey file contains basic data concerning housing unit characteristics from the interview questionnaire and annualized fuel consumption and expenditure (excluding transportation fuel) derived from the records of the households' fuel suppliers. Also included are weather variables, marginal electricity rates, and a weighting variable. The file contains 4,660 sample households from the contiguous United States representing 83.3 million households as of November 11, 1982. The RTECS data provide information on energy use by households for personal transportation during calendar year 1983. The RTECS survey collects data on the number and type of vehicles per household and, for each vehicle, annual miles traveled, gallons of fuel consumed, type of fuel used, price paid for fuel, and vehicle miles per gallon. The sample of 3,759 households was drawn from the larger RECS sample and represents households in the contiguous United States as of July 1, 1983.

Data are at the national level. Later survey year data are available. Time unit of the data is yearly.

Technical Contacts: RTECS: Ron Lambrecht
(202) 586-4962, EI-632
RECS: Wendel Thompson
(202) 586-1119, EI-631

Character Set: EBCDIC
Distribution Media: 9 track, 1600 or 6250 BPI
NTIS Order Number: PB85-221760 (1982,1983)
Documentation: Accompanies tape

**Residential Energy Consumption Survey, 1984;
Residential Transportation Energy Consumption
Survey 1985**

Contains data from the 1984 Residential Energy Consumption Survey (RECS) and the 1985 Residential Transportation Energy Consumption Survey (RTECS). The tape consists of 15 files. The RECS survey file contains basic data concerning housing unit characteristics from the interview questionnaire and annualized (April 1984 - March 1985) fuel consumption and expenditure (excluding transportation fuel) derived from the records of the households' fuel suppliers. Also included are weather variables, marginal electricity rates, and a weighting variable. The file contains 5,611 sample households from the contiguous United States representing 85.8 million weighted households. The smallest unit of analysis is the individual household. However, the finest geographic identification available for each household is Census division. The 1985 RTECS data provide information on energy use by households for personal transportation during calendar year 1983. The RTECS survey collects data on the number and type of vehicles per household and, for each vehicle, annual miles traveled, gallons of fuel consumed, type of fuel used, price paid for fuel, and vehicle miles per gallon. The sample of 3,981 households was drawn from the larger RECS sample and represents households in the contiguous United States as of July 1985.

Data are at the national level. Later survey year data are available. Time unit of the data is yearly.

Technical Contacts: RTECS: Ron Lambrecht
(202) 586-4962, EI-632
RECS: Wendel Thompson
(202) 586-1119, EI-631

Character Set: EBCDIC
Distribution Media: 9 track, 1600 or 6250 BPI
NTIS Order Number: PB87-186540 (1984,1985)
Documentation: Accompanies tape

**Residential Energy Consumption Survey, 1987;
Residential Transportation Energy Consumption
Survey 1988**

Contains data from the 1987 Residential Energy Consumption Survey (RECS) and the 1988 Residential Transportation Energy Consumption Survey (RTECS).

The tape consists of three files. File 1 contains the 1987 RECS basic data on housing unit characteristics, annualized 1987 fuel consumption and expenditures and end-use estimates for space heating, air conditioning, water heating and appliances. File 2 contains the 1988 RTECS basic data on motor vehicle stock, vehicle miles traveled, Vehicle Identification Number (VIN) data and motor fuel consumption and expenditures. File 3 is a data set containing a copy of the documentation. It includes complete data documentation for the survey data files, as well as the SAS file descriptions which can be used to create SAS data sets. The smallest unit of analysis is the household and household vehicle. However, the finest geographic identification available is the Census division.

Data are at the national and Census division levels. Frequency of update is triennial. Time unit of the data is yearly.

Technical Contacts: RTECS: Ron Lambrecht
(202) 586-4962, EI-632
RECS: Nanno Smith
(202) 586-5841, EI-631

Character Set: EBCDIC, ASCII, and dBASE

Distribution Media: 9 track, 1600 or 6250 BPI and 5 1/4" diskette

NTIS Order Number: PB90-501461 *tape* (1987, 1988) RECS & RTECS
PB91-505107 (1987) RECS *diskette* [dbase]
PB91-505115 (1987) RECS *diskette* [ascii]
PB91-507269 (1988) RTECS *diskette* [ascii]
PB91-507277 (1988) RTECS *diskette* [dbase]
Documentation: Accompanies tape

**Residential Energy Consumption Survey,
Household Screener Survey**

Contains data and attendant file definition information for the Household Screener Survey conducted for the period 1979-1980. The tape is composed of three files. The first file contains full SPSS data definition information; the second file contains COBOL file definition information; and the third file contains the data proper. The data file contains 4,033 records, one record for each sample household. An accompanying "User's Guide" contains full technical specifications for the tape as well as brief discussions of issues pertaining to the interpretation of the data.

Data are at the national level. Not an on-going data series.

Technical Contact: Wendel Thompson
(202) 586-1119, EI-631

Character Set: EBCDIC
Distribution Media: 9 track, 1600 or 6250 BPI
NTIS Order Number: PB82-114877 (1979-1980)
Documentation: Accompanies tape

**Residential Energy Consumption Survey,
Household Transportation Panel Monthly Gasoline
Purchases and Vehicle & Household
Characteristics**

The Household Transportation Panel is a data set of gasoline purchases by month for a national sample of households from the contiguous United States for the period June 1979 to September 1981. The data set is part of a series of surveys on residential vehicle fuel consumption at the household level on both a monthly and annual basis. The predominant design of the transportation panel was 2-4-2, that is, households were in the panel for 2 months, out for 4 months, and then in for another 2 months. For each household, data include the number of vehicles used regularly. For each vehicle, data include year, make, model, gallons of fuel purchased in month, gallons of fuel consumed in month, cost of fuel purchased, tank capacity and beginning and end of month odometer readings. The finest geographic identification available is Census region. The tape has two files. File 1 contains the survey data. It is a hierarchical file. File 2 is a file description in Table Producing Language format. The tape documentation includes a complete description of the data file and the survey.

Data are at the national and Census division levels. Data from later surveys of residential transportation are available.

Technical Contact: Leigh Carleton
(202) 586-1132, EI-632

Character Set: EBCDIC
Distribution Media: 9 track, 1600 or 6250 BPI
NTIS Order Number: PB84-162452 (1979-1981)
Documentation: Accompanies tape

Residential Energy Consumption Survey, (RECS) 1990 - Consumption and Expenditures Tables

The tables on this diskette were taken from the reports, *Housing Characteristics 1990*; *Household Energy Consumption and Expenditures 1990*; and *Household Energy Consumption and Expenditures 1990 Supplement: Regional*.

The reports provide information on the use of energy in residential housing units in the United States. The data were collected on the 1990 Residential Energy Consumption Survey (RECS), Forms EIA-457A through G. EIA conducts this national sample survey of residential housing units and their energy suppliers on a triennial basis. The 1990 RECS is the eighth in a series conducted since 1978 by EIA. Over 5,000 households were surveyed, providing information on their housing units, housing characteristics, energy consumption and expenditures, stock of energy-consuming appliances and energy-related behavior. The information provided represents the characteristics and energy consumption of 94 million households nationwide. This is the first time that tabular data, directly from the "Detailed Tables" of the report, have been made available on electronic media. Users may want to review the tables along with the text of the two reports mentioned above.

Technical Contact: Nanno Smith
(202) 586-5841, EI-631

Character Set: ASCII
Distribution Media: 5¼" double-sided, high density diskette
NTIS Order Number: PB93-503159
Documentation: Accompanies diskettes

Residential Energy Consumption Survey (RECS) 1990 - Consumption and Expenditures Household Level Data

The data on this tape were taken from the reports, *Housing Characteristics 1990*; *Household Energy Consumption and Expenditures 1990*; and *Household Energy Consumption and Expenditures 1990 Supplement: Regional*.

The reports provide information on the use of energy in residential housing units in the United States. The data were collected on the 1990 Residential Energy Consumption Survey (RECS), Forms EIA-457A through G. EIA conducts this national sample survey of residential housing units and their energy suppliers on a triennial basis. The 1990 RECS is the eighth in a series conducted since 1978 by EIA. Over 5,000 households were surveyed, providing information on their housing units, housing characteristics, energy consumption and expenditures, stock of energy-consuming appliances and energy-related behavior. The information provided represents the characteristics and energy consumption of 94 million households nationwide.

Technical Contact: Nanno Smith
(202) 586-5841, EI-631

Character Set: ASCII and dBASE
Distribution Media: 9 track, 1600 or 6250 BPI
5¼" double-sided, high density diskettes
NTIS Order Number: PB93-504942
PB93-506103
(ASCII, 3 diskettes)
PB93-506095
(dBASE, 2 diskettes)

OSTI Orders: *Order by Title*
Documentation: Accompanies tape

Residential Transportation Energy Consumption Survey 1991

Contains data from the 1991 *Residential Transportation Energy Consumption Survey (RTECS)*.

This is the second time that data collected on the Residential Transportation Energy Consumption Survey (RTECS) are available on microcomputer-readable diskettes. The RTECS was designed by EIA to provide information on the use of energy in residential vehicles in the United States and the District of Columbia. Included are data about: the number and type of vehicles in the residential sector, the characteristics of those vehicles, the total annual

Vehicle Miles Traveled (VMT), the per household and per vehicle VMT, the vehicle fuel consumption and expenditures, and the vehicle fuel efficiencies.

Technical Contacts: Nanno Smith
(202) 586-5841, EI-

Character Set: ASCII and dBASE
Distribution Media: 3½" diskette (3 diskettes)
NTIS Order Number: PB94-500824 (ASCII version)
PB94-500816 (dBASE version)

OSTI Orders: *Order by Title*
Documentation: Accompanies diskettes

Models

1. The first part of the document is a letter from the President of the United States to the Congress, dated January 3, 1862. It is a very important document, as it contains the President's annual message to Congress, which is a key document in the history of the United States.

2. The second part of the document is a report from the Secretary of the Interior, dated January 10, 1862. It is a very important document, as it contains the Secretary's annual report to the President, which is a key document in the history of the United States.

3. The third part of the document is a report from the Secretary of the Treasury, dated January 15, 1862. It is a very important document, as it contains the Secretary's annual report to the President, which is a key document in the history of the United States.

4. The fourth part of the document is a report from the Secretary of the War, dated January 20, 1862. It is a very important document, as it contains the Secretary's annual report to the President, which is a key document in the history of the United States.

5. The fifth part of the document is a report from the Secretary of the Navy, dated January 25, 1862. It is a very important document, as it contains the Secretary's annual report to the President, which is a key document in the history of the United States.

6. The sixth part of the document is a report from the Secretary of the State, dated January 30, 1862. It is a very important document, as it contains the Secretary's annual report to the President, which is a key document in the history of the United States.

7. The seventh part of the document is a report from the Secretary of the War, dated February 5, 1862. It is a very important document, as it contains the Secretary's annual report to the President, which is a key document in the history of the United States.

Petroleum

Oil Market Simulation Model (OMS)

OMS projects future world oil prices and world crude oil supplies and demands by region and country for the United States, Canada, Japan, and OECD-Europe, OPEC, developing countries, and net Communist trade on an annual basis through the year 2010. The model estimates the effects of price change on oil supply and demand and computes an oil price path over time that allows supply and demand to remain in balance within the market economies as a whole.

Technical Contact: Dan Butler
(202) 586-9503, EI-812

Distribution Media: 5 1/4" double-sided, high-density diskette (two diskettes)

NTIS Order Number: PB93-506293 (1993)
PB93-500338 (1992)
PB92-500362 (1991)

OSTI Orders: *Order by Title*

Software Description: The model was developed as a Lotus 1-2-3 spreadsheet using Release 2 and won't run on earlier versions of Lotus 1-2-3.

Refinery Evaluation Modeling System (REMS)

REMS consists of two models, the Refinery Yield Model (RYM) and the Oil Refining and Distribution Model (ORAD). RYM produces a detailed representation of refinery processes and product production. ORAD simulates the industry's interregional producing, refining, and distribution network throughout the United States.

RYM can run over 130 different foreign and domestic crude types which are represented as linear combinations of 37 principal crudes, as defined by their assays. RYM refineries produce over 35 petroleum products using 21 detailed refinery process units. ORAD represents an aggregated bundle of domestic and foreign crudes available from the RYM, an aggregated bundle of petroleum products, and transportation modes and links for crude oil and petroleum products among regions.

RYM and ORAD are static linear programming simulations.

Technical Contact: Gerald R. Harp
(202) 586-7591, EI-823

Distribution Media: 9 track, 1600 or 6250 BPI

NTIS Order Number: PB86-178670 (1986)

Software Description: The model is written in the OMNI/MPS-III programming language for implementation on an IBM 3033 or 360/370 using the OS/VS2 or OS or VS operating system.

Drilling Cost Estimate Model (DCEM)

This model estimates current instantaneous well drilling costs by area, well depth, and well type (oil, gas, dry, and composite). The model uses Joint Association Survey (JAS) data on drilling costs and other variables, which represent actual components of drilling costs (or surrogates), to estimate costs for 2 years following the published JAS costs.

Technical contact: Velton Funk
(214) 767-2200

Distribution Media: 9 track, 1600 or 6250 BPI
NTIS Order Number: PB86-170073
Software Description: Written in FORTRAN and SAS for implementation on an IBM 3033 computer under the OS/VS2 MP operating system. The compiler for the FORTRAN was FORTRAN H Extended.

Production of Onshore Lower 48 Oil and Gas Model (PROLOG)

PROLOG forecasts oil and natural gas production activities for six onshore regions of the lower 48 States and the offshore Gulf of Mexico on an annual basis. The primary activities are exploratory and development drilling. Forecast values include the reserve additions from exploratory drilling, as well as production from flowing wells. The PROLOG model employs econometric equations to determine exploratory drilling levels and a linear programming framework to determine the optimal developmental drilling levels that maximize the present value of profits stemming from the drilling projects.

Technical Contact: Ted McCallister
(202) 586-4820, EI-823

Distribution Media: 9 track, 1600 or 6250 BPI
NTIS Order Number: PB92-500909 (1991)
Software Description: Written in FORTRAN for implementation on an IBM 3033 computer under the OS/VS2 MP operating system. The compiler for the FORTRAN was FORTRAN H Extended.

Natural Gas

Gas Analysis Modeling System (GAMS)

GAMS covers all aspects of the natural gas market from producers, through pipeline companies and distributors, to the consumer. GAMS encompasses the production of natural gas; imports of gas; natural gas contract pricing; pricing by pipeline companies and distributors; projected demand for each sector; and transmission and distribution of natural gas. Forecasts are generated through the year 2010. The model is used to forecast a supply and demand balance of gas markets and to analyze the natural gas industry.

Technical Contact: Phyllis Martin
(202) 586-9592, EI-823

Distribution Media: 9 track, 1600 or 6250 BPI
NTIS Order Number: PB91-506980 (1991)
PB90-502006 (1990)
PB90-501990 (1989)
PB89-231518 (1988)
PB87-151247 (1987)
PB87-197208 (1986)
PB86-216801 (1985)
PB85-235802 (1984)
PB85-205045 (1983)
PB84-212646 (1982)

Software Description: Written in FORTRAN (VS compiler, Level 1.1, May 1985) for implementation on an IBM 3084QX or 360/370 using the MVS/XA, OS, or OS/VS operating system. Additionally uses Proprietary software XMP for embedded linear program (LP).

Gas Deliverability and Flow Capacity of Surveillance Fields in Louisiana

The model calculates gas-well deliverability and flow capacity. These calculations are done for reservoirs or fields and then aggregated for the State of Louisiana. It can be used to calculate the long-range supply of natural gas fields. This model, prior to the most recent modification, was used to calculate the deliverability and flow capacity for large gas fields in four States, as well as in the Federal offshore areas of Louisiana and Texas.

Technical Contact: Velton Funk
(214) 767-2200

Distribution Media: 9 track, 1600 or 6250 BPI
NTIS Order Number: PB88-129408
Software Description: Written in the FORTRAN programming language for implementation on an IBM 360/370 using the OS/MVS operating system.

Gas Deliverability Model: Version RDFAFX43

This model estimates the additional non-associated gas that might be recovered from existing U.S. fields if the wellhead price of gas were to increase above that prevailing in 1983. An evaluation of 606 large gas fields in Texas was made by using both petroleum engineering and economic evaluation techniques. By analogy, the results for these fields were used to derive an estimate of increased domestic reserves of non-associated gas.

Technical Contact: Velton Funk
(214) 767-2200

Distribution Media: 9 track, 1600 or 6250 BPI
NTIS Order Number: PB85-193944
Software Description: Written in the FORTRAN programming language for implementation on an IBM 360/370 using the OS/MVS operating system.

Wellhead Gas Productive Capacity (GASCAP)

GASCAP estimates the historical wellhead productive capacity of natural gas for the lower 48 States and projects the productive capacity for 2 years. The *Short-Term Energy Outlook (STEO)* output for low, base, and high case is used to estimate the number of active rigs and oil and gas completions. The projected oil production is used to estimate the oil-well gas production (which is assumed to produce at capacity) using a constant gas-oil ratio. The gas demand is also taken from the *STEO*. The difference between demand and oil-well gas production is assumed to be gas-well demand and the production as long as capacity exceeds demand.

Technical Contact: Linda Doman
(202) 254-5352, EI-73

Distribution Media: 5¼" double-sided, high density diskettes (5 diskettes)

NTIS Order Number: PB93-
Software Description Microcomputer portion is constructed through DOS 4.0 operating system in Lotus 1-2-3; Wordperfect 5.1; and Harvard Graphics 2.3 versions. Minimum of 1 Mb of memory required. Mainframe portion executes on IBM 360/370 or equivalent under OS/VS. SAS, version 5.18 is needed to execute the projection files. Access to VS FORTRAN and COBOL compilers is required.

Electricity

National Utility Financial Statement Model (NUFS)

NUFS is a regulatory accounting model that projects electricity prices. The model first solves for revenue requirements by building up a rate base, calculating a return on the rate base, and adding allowed expenses. Next, electric revenues (prices) are calculated based on assumptions regarding regulatory lag. With revenues determined, the model solves for internal cash flow and analyzes the need for external financing to meet capital expenditures. Given these results, the model finally builds up the financial statements and calculates financial ratios.

NUFS is used in conjunction with the National Coal Model or the Intermediate Future Forecasting System. Inputs to NUFS include forecast capacity expansion plans, operating costs, regulatory environment, and financial data. The outputs include forecasts of income statements, balance sheets, sources and uses of funds, revenue requirements, average electricity prices, and other financial ratios.

Technical Contact: Arthur Holland
(202) 586-2026, EI-821

Distribution Media: 9 track, 1600 or 6250 BPI
NTIS Order Number: PB91-507538 (1990)
PB89-125215 (1989)
PB88-189030 (1988)
PB87-235099
(1987, Construction Work
In Progress)
PB87-197091 (1986)
PB87-191755 (1986,FP)
PB86-126331 (1985)
PB85-194314 (1984)
PB85-194223 (1984, Stand
Alone)
PB85-179927 (1983)

Software Description: Written in FORTRAN (the
program creating the
object and load modules
uses the VS compiler) for
the IBM 370 or equivalent
system using the OS or
VS operating system.

Nonutility Generation Supply Model (NUGS)

The model is an analytic construct that provides a forecast of nonutility electricity supply including power supplied from cogeneration, independent power production, and small power production. The forecast is based on supply potential input and a simulation of a Public Utilities Regulatory Policy Act bidding system to allow selection of projects. The NUGS is designed to allow an assessment of potential nonutility electric supply to the power grid at a number of levels.

Technical Contact:

Patricia Toner
(202) 586-2048, EI-821

Distribution Media:

9 track, 1600 or 6250 BPI

NTIS Order Number:

PB92-502020 (1992)

Software Description:

The model is written in FORTRAN using the FORTRAN VS compiler for implementation on an IBM 370/3084 using the OS/MVS2 operating system.

Coal

Coal Supply and Transportation Model (CSTM)

This model projects distribution patterns of coal supply and intermodal movements of coal. Both rail and water movements are represented, covering all major U.S. rail lines and barges by collier routes. Rail shipments are differentiated by sector and various adjustments are possible for coal cleaning, use of compliance coal, etc. A complete set of reports is produced which shows detailed shipments, production, and transportation routes. Information on steam and metallurgical coal exports is also included.

Technical Contact: Richard Newcombe
(202) 586-2415, EI-822

Distribution Media: 9 track, 1600 or 6250 BPI
NTIS Order Number: PB91-508036 (1991)
PB88-129523 (1987)
[*Kentucky Study version*]
PB87-235107 (1987)
PB86-190758 (1986)
PB86-106259 (1984)
PB84-162262 (1983)

Software Description: Written in FORTRAN IV.
The program requires the VS FORTRAN compiler implemented on an IBM 3084 computer under a MVS/XA operating system.

International Coal Trade Model (ICTM)

This model projects coal trade flows from 20 coal-exporting regions of the world to 9 demand regions for 3 types of coal: metallurgical, low-sulfur steam, and high-sulfur steam. The model consists of supply, demand, trade and transportation constraint components, the latter representing alternate routes of passage (Panama Canal, Suez Canal, direct ocean-going) and ship size (30,000 to 250,000 deadweight tons). The major coal exporting countries (United States, Australia, South Africa, Canada, and Poland) are represented, as well as countries that could become major coal exporters (Colombia, Venezuela, and China). A submodel, SEATRAN, calculates ocean transportation rates.

Technical Contact: Fred Mayes
(202) 254-5300, EI-523

Distribution Media: 9 track, 1600 or 6250 BPI
NTIS Order Number: PB92-500073 (1990)
PB89-181184 (1987)
PB87-196861 (1986)
PB86-190741 (1985)
PB85-233781 (1984)
PB85-146942 (1983)
PB84-104165 (1982)
PB83-190181 (1981)

Software Description: MDMS30 and NLHLP30 are used to create the object module; a short adjunct program requires the FORTRAN 77 compiler. Implemented on an IBM 3084 or 360/370 with OS/MVS MP or OS or VS operating system.

National Coal Model (NCM)

This model projects coal production by State; coal transportation flows; and fuel consumption by electric utilities based on specific levels of electricity consumption, existing and planned generating capacity, the economics of electricity generation and dispatching, and nonutility demand for coal. The NCM is a highly disaggregated coal supply and utility model. Coal demands in each of 44 regions are met via a transportation network from existing and new mines in 31 supply regions. Flue gas desulfurization technology is internally represented and both sulfur dioxide and other emissions are reported.

Technical Contact: Robert Manicke
(202) 586-2157, EI-822

Distribution Media: 9 track, 1600 or 6250 BPI
NTIS Order Number: PB92-504455 (1992, *Reference Case*)
PB92-504463 (1992, *Low Econ. Case*)
PB92-504539 (1992, *High Econ. Case*)
PB91-509760 (1991, *Version 8*)
PB86-224706 (1985, *Version 5*)
PB86-126372 (1984, *Acid Rain Study*)
PB85-194330 (1984)

Software Description: Written in FORTRAN IV, and Assembly Language implementing MDMS30 on an IBM 3084QX or 370 (or higher) using MVS/XA operating system.

Resource Allocation and Mine Costing Model (RAMC)

The model produces supply-price relationships for 30 coal types, further distinguished between surface and deep mines, and 32 producing regions based on the EIA Demonstrated Reserve Base, engineering estimates of mine costs for various surface and underground mines, and other region-specific and coal-type-specific cost elements. This model serves as a major component of the National Coal Model (NCM), and the Coal Supply and Transportation Model (CSTM), which are models in the Intermediate Future Forecasting System (IFFS).

Technical Contact: Mike Mellish
(202) 586-2136, EI-822

Distribution Media: 9 track, 1600 or 6250 BPI
NTIS Order Number: PB92-500941 (1992)
PB92-500388 (1990)
PB87-197216 (1986)
PB86-178027 (1985)
PB85-181626 (1984)
PB84-235464 (1983)
PB84-104410 (1982)[*AEO version*]
PB84-104157 (1982)[*CAA version*]
PB83-190223 (1981)
PB82-119660 (1980)
PB81-200693 (1979)

Software Description: The model is written in FORTRAN for implementation on an IBM 3084 using the MVS/XA operating system.

Short-Term Coal Analysis Model (SCOAL)


The model projects domestic coal production, imports, consumption, and exports six to eight quarters into the future, based on assumed trajectories of coal prices relative to prices of other fuels, electricity generation, industry activity, and weather variables. All markets are defined at the national level except bituminous coal and lignite production, which are defined at the State level.

Technical Contact: B.D. Hong
(202) 254-5365, EI-532

Distribution Media: 9 track, 1600 or 6250 BPI
NTIS Order Number: PB94- (1993,4Q)
PB94- (1993,3Q)
PB94- (1993,2Q)
PB93-503183 (1993,1Q)
PB93-503175 (1992,4Q)

PB92-504398 (1992,1Q)
PB92-504380 (1991,4Q)
PB92-504372 (1991,3Q)
PB92-504364 (1991,2Q)
PB92-501006 (1991,1Q)
PB92-500966 (1990,4Q)
PB92-500958 (1990,3Q)
PB91-507012 (1990,2Q)
PB90-502915 (1990,1Q)

Software Description: The model is written in the Matrix Arithmetic Progression System (MAPS, Version 2) and Time Series Processor (TSP, Version 3.1) for implementation on an IBM 3033 or 360/370 using the OS/MVS2 MP operating system.



Nuclear

Evaluation of Uranium Resources and Economic Analysis (EUREKA)

Intended to assist users in forecasting uranium market behavior and to give preliminary evaluations of individual uranium ventures, EUREKA is used to examine the supply/demand situation in the uranium market with a year-by-year calculation. Using an initial data fit to recent U.S. Department of Energy estimates of uranium reserves, it classifies the reserve inventory into 75 groups and evaluates the cost at which production would be profitable for each group of reserves. After comparing this cost with current prices, the model determines whether to put an individual reserve group into production to meet future needs. After adjusting production levels from existing reserves to accommodate the changing economic situation, the short-range supply/demand situation is analyzed, and the price for the next year is determined. This price is the basis for justifying future production. Exploration is then defined based on need, current status of reserves, and available cash. These calculations are repeated for the next year.

Technical Contact: Diane Jackson
(202) 254-5536, EI-532

Distribution Media: 9 track, 1600 or 6250 BPI
NTIS Order Number: PB88-129531 (1987)
PB87-186565 (1986)
PB87-193637 (1985)
PB85-147967 (1984)

Software Description: Written in FORTRAN, COBOL, & XMP programming languages for implementation on IBM 360/370 computer using the OS/VS operating system.

International Nuclear Model (INM)

This model simulates the commercial nuclear power industry with emphasis on the nuclear fuel cycle. The model projects nuclear fuel cycle requirements (including uranium and enrichment services, as well as spent fuel discharges) and electricity generation associated with a specific reactor deployment schedule.

Technical Contact: William Liggett
(202) 254-5508, EI-532

Distribution Media: 9 track, 1600 or 6250 BPI and 5¼" diskette

NTIS Order Number: *diskette:*
PB95- (1993)
PB93-503001 (1992)
tapes:
PB93-503019 (1992)
PB92-504331 (1991)
PB92-500891 (1990)
PB90-502014 (1989)
PB89-164586 (1988)
PB88-100201 (1987)
PB87-130985 (1986)
PB86-126323 (1985)

OSTI Orders: *Order by Title (1992 and 1993 versions only)*

Software Description: The model is written in FORTRAN (G1 compiler to create executable modules) for implementation on an IBM 3033 or 360/370 computer using the OS/VS2 MP or OS or VS operating system.

Levelized Nuclear Fuel Cycle Cost (LNFCC)

This model computes an electric utility's levelized nuclear fuel costs (mills per kilowatthour). The code computes quantities of fuel cycle services and levelized direct costs which include the carrying charges accounting for the time value of money. All purchased fuel-cycle services from natural uranium through waste disposal are covered.

Technical Contact: Laurence Sanders
(202) 586-2049, EI-822

Distribution Media: 5¼" double-sided, double-density diskette

NTIS Order Number: PB91-507285 (1990)

Software Description: IBM DOS formatted file for use with Lotus 1-2-3, release 1A. May also be accessible through other spreadsheet packages. The installation manual is stored in ASCII format.

Oak Ridge Uranium Market Model (ORUMM)

The model projects prices, production, imports, inventory, capital expenditures, and employment in the uranium mining and milling industry. The model considers every major production center and utility on a worldwide basis (with Centrally Planned Economies considered in a limited way).

Technical Contact: Diane Jackson
(202) 254-5536, EI-532

Distribution Media: 5¼" double-sided, high-density diskette

NTIS Order Number: PB95- (1993)
PB93-503043 (1992)
PB93-503043 (1991)
PB92-502012 (1990)
PB91-508010 (1989)

OSTI Orders: *Order by Title*

Software Description: Written in Turbo Pascal Version 5.5 for implementation on a Compaq 386/Deskpro personal computer or compatible with the DOS 3.2 operating system. The user instruction file is stored in ASCII format.

Short-Term Nuclear Annual Power Production Simulation (SNAPPS)

The model forecasts the short-term monthly and annual electric power generation by U.S. commercial nuclear power plants. SNAPPS is a relatively simple, straightforward accounting model programmed in FORTRAN. The model consists of codes that provide accounting for each nuclear reactor's generation for the projection period.

Technical Contact: Kenneth Wade
(202) 254-5514, EI-532

Distribution Media: 9 track, 1600 or 6250 BPI
NTIS Order Number: PB93- (1993, 3Q)
PB93- (1993, 2Q)
PB93-503217 (1993, 1Q)
PB93-503209 (1992, 4Q)
PB92-500990 (1991)
PB90-502063 (1989)
PB88-165550 (1987)
PB85-181634 (1984)

Software Description: The model is written in VS FORTRAN (using the G-1 compiler) for implementation on an IBM 3084QX using the MVS/XA operating system.

Uranium Supply-Import Model (USI)

The USI Model is an intermediate-term (15-20 years) uranium supply and demand balancing model, which uses a simple technique of progressive aggregation of two regions, the United States and the remainder of the world outside Communist areas. The USI Model's principal outputs consist of a "Market Clearing Summary" which presents the total domestic supply, net imports, and foreign supply at the projected market clearing price for each year of the forecast horizon.

Technical Contact: Louis Schloss
(202) 254-5511, EI-531

Distribution Media: 9 track, 1600 or 6250 BPI
NTIS Order Number: PB88-165543 (1987)
Software Description: The model is written in FORTRAN (uses the H Extended compiler to create executable models) and SAS/Tell-a-GRAF for implementation on an IBM 3033 or 360/370 using the OS/VS2 MP or OS or OS/VS operating system.

**World Integrated Nuclear Evaluation System
(WINES)**

WINES is used to project domestic and foreign nuclear energy requirements into the long-term (through 2030 and 2010, respectively). WINES, an aggregate demand-based partial equilibrium model, projects nuclear generation and capacity in a broad context of national economic activity, labor force population and productivity, energy demand measured at end uses, price and income effects, and electricity production.

Technical Contact: Laura Church
(202) 586-1494, EI-821

Distribution Media: 5¼" double-sided, high-density diskette

NTIS Order Number: PB92-501311 (1991)

Software Description: Executable code created using MS FORTRAN (version 4.1) on an IBM-compatible PC. The installation manual is stored in WordPerfect 5.1 format.

Multifuel

Intermediate Future Forecasting System (IFFS)

Represents U.S. energy supply, distribution, and consumption by fuel supply and consumption sector given a baseline forecast of consumption defined for the world crude oil price and a macroeconomic projection of economic growth. A detailed representation of electric utility planning and generation provides the demand for oil, coal, natural gas, hydropower, and nuclear, and the prices of the generated electricity. An econometric representation of refinery pricing provides oil product prices. A coal supply and transportation model provides the delivery price of coal. The most recent version of IFFS includes the Gas Analysis Modeling System, which provides the production and price of natural gas. The model representation finds an equilibrium price for each fuel by balancing supply and demand to produce an energy balance in each forecast year. IFFS currently forecasts to the year 2010.

Technical Contact: Paul Kondis
(202) 586-1469, EI-811

Distribution Media: 9 track, 1600 or 6250 BPI
NTIS Order Number: PB93-505212 (1993, *Low Macro Case*)
PB93-505220 (1993, *High Macro Case*)
PB93-505006 (1993, *Low World Oil Price*)
PB93-505014 (1993, *High World Oil Price*)
PB93-505253 (1993, *Reference*)

PB93-505246 (1993, *No Clean Air Act*)
PB93-505022 (1993, *Low Geology*)
PB93-505030 (1993, *High Geology*)
PB92-501196 (1992, *Without Clean Air Act*)
PB91-507152 (1989, *Annual Outlooks for Oil & Gas, Electric Power, and Coal*)
PB89-125249 (1988)
PB87-235073 (1987)
PB87-231734 (1986)
PB87-130977 (1985)
PB86-126364 (1984)

Software Description:

Written in FORTRAN 77, (uses the VS compiler version 5.2 to create the object codes), for implementation on the IBM 3090 computer with MVS/XA operating system. The 1992 IFFS archive package includes files which require the IBM utilities IBM SHR, WRCSPC and FLINK P, the LP package XMP, and release 1.0 of C, in addition to VS FORTRAN.

Low Income Household Energy Assistance Program (LIHEAP) Model of State-Level Residential Energy Prices

LIHEAP is used to replicate projections presented in the EIA service report *State Energy Price Projections for the Residential Sector, 1991-1992*. The model is comprised of mainframe and PC applications. When executed, LIHEAP produces 3-year State residential price forecasts of coal, electricity, distillate fuel oil, liquefied petroleum gas, kerosene, and natural gas.

Technical Contact: Michael Morris
(202) 586-1199, EI-621

Distribution Media: 9 track, 1600 or 6250 BPI and two 5 1/4" diskettes.

NTIS Order Number: PB93-503027 (1992) *tape*
PB93-503035 (1992) *diskette*
PB92-504422 (1991) *tape*
PB93-500312 (1991) *diskette*

Software Description: The modeling is composed of Statistical Analysis System (SAS) programs executed using SAS, version 6.0, on an IBM 370, model 3084 mainframe computer in an MVS/XA environment and spreadsheets written in Lotus 1-2-3, version 2.0, and executed on an IBM-PC or compatible. The installation manual is written in WordPerfect, Version 5.1.

Short-Term Integrated Forecasting System (STIFS)

STIFS is the system used for producing forecasts in the *Short-Term Energy Outlook*. It consists of the Unified Demand and Price Analysis System (UDAPAS) and the Short-Term Integrating Model (STIM). The forecasts of energy product consumption provided by UDAPAS, together with data and forecasts from other sources, are integrated by STIM into balances for major petroleum products, total petroleum, natural gas, coal, electricity, and total energy.

Technical Contact: David Costello
(202) 586-1468, EI-621

Distribution Media: 9 track, 1600 or 6250 BPI
NTIS Order Number: PB94- (1994,1Q)
PB94 (1994,2Q)
PB95- (1993,3Q)
PB93-505956 (1993,2Q)
PB93-503191 (1993,1Q)
PB93-504512 (1992,4Q)
PB92-504521 (1992,1Q)
PB92-500982 (1991,3Q)
PB92-500974 (1991,1Q)

Software Description: STIFS is written in SAS, version 5.18 for implementation on an IBM 3084 using the OS/MVS2 operating system.

World Energy Projection System (WEPS)

The World Energy Projection System (WEPS) is an integrated set of Lotus spreadsheets containing data compilations, assumption specifications, descriptive analysis procedures, and projection models. WEPS provides projections to the year 2010 of total world primary energy consumption by major energy source disaggregated by 10 individual countries and 10 country groupings; related carbon emissions; total energy consumption per dollar of gross domestic product (GDP); and oil balances for historically planned economies. WEPS projections and analyses are published annually in the *International Energy Outlook*.

Technical Contact: David Sandoval
(202) 586-6581, EI-812

Distribution Media: 5¼" double-sided, high-density diskette (three diskettes)

NTIS Order Number: PB95- (1994)
PB93-505782 (1993)
PB92-502210 (1992)
PB92-500602 (1991)

OSTI Orders: *Order by Title*

Software Description: IBM DOS formatted file for use with Lotus 1-2-3 Release 2.01 spreadsheet program. The installation manual is written in WordPerfect, Version 5.1 format.

Market Penetration Models (MPM)

This model projects the potential of ground water heat pump systems, active and passive solar technologies, and residential rooftop photovoltaic systems to displace primary energy from the present to the year 2030. For the three systems, the model provides projections in 5-year increments for 4 aggregated groups of the 10 Department of Energy regions.

Technical Contact: Roger Diedrich
(202) 586-0829, EI-822

Distribution Media: 5¼" double-sided, high-density diskette (two diskettes)

NTIS Order Number: PB93- (1993)
PB92-502417 (1992)
PB92-500594 (1991)

OSTI Orders: *Order by Title*

Software Description: IBM DOS formatted file for use with Lotus 1-2-3 Release 3.0 spreadsheet program. The installation manual is written in WordPerfect, Version 5.1 format.

Short-Term Energy Model (STEM)

The complete package (in compressed format) of EIA's Short-Term Energy Model, which is used to forecast supply and prices of major fuels 18 months into the future. The model allows users to access all forecast information used by EIA to produce its short-term projections, to change data and forecasts to percentages and graphs, and to revise forecast assumptions and recalculate the model.

Technical Contact: Dave Costello
(202) 586-1468, EI-621


Distribution Media: 3½ double-sided, high-density diskette (two diskettes)

NTIS Order Number: PB95- (1995,2Q)

OSTI Orders: *Order by Title*

Software Description: Runs on the Windows operating system or a compatible alternative capable of running Windows 3.x programs, such as OS/2. For best results, a 486DX33 (or faster) machine with at least 8 megabytes of RAM is recommended.

Appendices



Appendix A

List of On-Line Files and Compact Discs

On-Line Files and Compact Discs	1
EIA on the Internet	3
EIA Products Now on DOE Home Page	3
Federal Bulletin Board (FBB)	3
Electronic Publishing System (EPUB)	3
Internet Access To EPUB	4
Economic Bulletin Board (EBB)	7
National Trade Data Bank (NTDB)	7
National Economic, Social, and Environmental Data Bank (NESE●DB)	8
FedWorld Gateway	8

Appendix B

List of Data Files by Energy Source

Data Files	11
Petroleum	13
Monthly Imports Report	13
Oil and Gas Field Code Master List	13
Petroleum Supply Annual	14
Petroleum Marketing Monthly	14
Petroleum Supply Monthly	15
Fuel Oil and Kerosene Sales	15
U.S. Crude Oil, Natural Gas, & Natural Gas Liquids Reserves	16
Oil and Gas Reserves by Year of Field Discovery	16
Field Size Distributions for U.S. Oil and Gas Provinces	17
Natural Gas	19
Alternative Fuel Demand Due to Natural Gas Deficiencies	19
Interstate Pipeline's Annual Report of Gas Supply	19
Sales for Resale, Revenue from Transportation of Gas for Others, Field and Mainline Sales, and Transmission Peak Days (FERC-2 & FERC-2A)	20
Natural Gas Annual 1993, Vol. 1	20
Natural Gas Annual 1992, Vol. 1	21
Natural Gas Annual 1992, Vol. 2	21
Statistics of Interstate Natural Gas Pipeline Companies	22
Natural Gas Policy Act - Notices of Determination	22
Natural Gas Pipeline Company Monthly Statement	23
Oil and Gas Field Code Master List	23
U.S. Crude Oil, Natural Gas, & Natural Gas Liquids Reserves	24
Oil and Gas Reserves by Year of Field Discovery	24
Field Size Distributions for U.S. Oil and Gas Provinces	25
Annual Report of Major Natural Gas Companies	25
Electricity	27
Annual Electric Generator Report (EIA-860)	27
Annual Electric Utility Report (EIA-861)	27
Annual Report of Major Electric Utilities, Licensees, and Others	28
Annual Report of Publicly Owned Electric Utilities	28
Cost and Quality of Fuels for Electric Utility Plants	29
Electric Plant Cost and Power Production Expenses	29
Monthly Electric Utility Sales and Revenue Report With State Distributions	30
Electric Utility Company Monthly Statement	30
Monthly Power Plant Report	31
Steam-Electric Plant Operation & Design Report	31
Steam-Electric Plant Air & Water Quality Control Data (1974 - 1982)	32
Steam Electric Plant Air & Water Quality Control Data (1969 - 1973)	32
Typical Net Monthly Bills	33

Electric Trade in the United States	33
Coal	35
Coal Distribution Data	35
Coal Production and Related Data	35
Quarterly Coal Report	36
International Coal Statistics Database (ICSD)	36
Integrated Statistics	37
State Energy Data System	37
State Energy Price and Expenditure Data System	37
Monthly Energy Review Data Base	38
Historical Monthly Energy Review Data Base	38
Performance Profiles of Major Energy Producers	39
Consumption	41
End Use Energy Consumption Data Base, Transportation Sector	41
Large Combustor Energy Consumption Data Base	41
Lifestyles & Household Energy Use: National Surveys	42
National Interim Energy Consumption Survey (Residential)	42
Nonresidential Buildings Energy Consumption Survey	43
Nonresidential Buildings Energy Consumption Survey 1986	43
Commercial Buildings Energy Consumption Survey 1989	44
Commercial Buildings Characteristics 1992	44
Residential Energy Consumption Survey: Consumption & Expenditures, Monthly Billing Data	45
Residential Energy Consumption Survey: Housing Characteristics, Annualized Consumption & Expenditures	45
Residential Energy Consumption Survey: Housing Characteristics, 1981; Consumption & Expenditures, 1981- 1982; Monthly Billing Data	46
Residential Energy Consumption Survey, 1982; Residential Transportation Energy Consumption Survey 1983	46
Residential Energy Consumption Survey, 1984; Residential Transportation Energy Consumption Survey 1985	47
Residential Energy Consumption Survey, 1987; Residential Transportation Energy Consumption Survey 1988	47
Residential Energy Consumption Survey, Household Screener Survey	48
Residential Energy Consumption Survey, Household Transportation Panel Monthly Gasoline Purchases and Vehicle & Household Characteristics	48
Residential Energy Consumption Survey, (RECS) 1990 - Consumption and Expenditures Tables	49
Residential Energy Consumption Survey, (RECS) 1990 - Consumption and Expenditures Household Level Data	49
Residential Transportation Energy Consumption Survey 1991	50

Appendix C

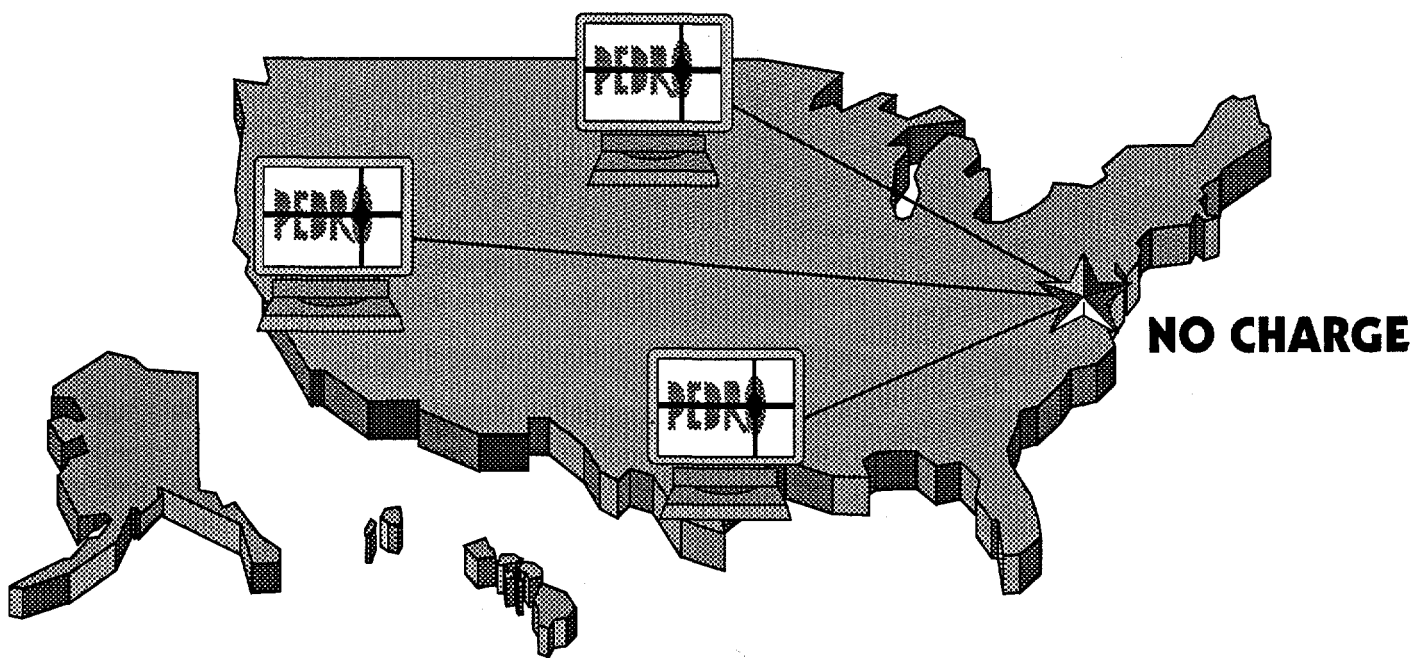
List of Models by Energy Source

Models	51
Petroleum	53
Oil Market Simulation Model (OMS)	53
Refinery Evaluation Modeling System (REMS)	53
Drilling Cost Estimate Model (DCEM)	54
Production of Onshore Lower 48 Oil and Gas Model (PROLOG)	54
Natural Gas	55
Gas Analysis Modeling System (GAMS)	55
Gas Deliverability and Flow Capacity of Surveillance Fields in Louisiana	55
Gas Deliverability Model: Version RDFAFTX43	56
Wellhead Gas Productive Capacity (GASCAP)	56
Electricity	57
National Utility Financial Statement Model (NUFS)	57
Nonutility Generation Supply Model (NUGS)	58
Coal	59
Coal Supply and Transportation Model (CSTM)	59
International Coal Trade Model (ICTM)	59
National Coal Model (NCM)	60
Resource Allocation and Mine Costing Model (RAMC)	60
Short-Term Coal Analysis Model (SCOAL)	61
Nuclear	63
Evaluation of Uranium Resources and Economic Analysis (EUREKA)	63
International Nuclear Model (INM)	63
Levelized Nuclear Fuel Cycle Cost (LNFCC)	64
Oak Ridge Uranium Market Model (ORUMM)	64
Short-Term Nuclear Annual Power Production Simulation (SNAPPS)	65
Uranium Supply-Import Model (USI)	65
World Integrated Nuclear Evaluation System (WINES)	66
Multifuel	67
Intermediate Future Forecasting System (IFFS)	67
Low Income Household Energy Assistance Program (LIHEAP)	
Model of State-Level Residential Energy Prices	68
Short-Term Integrated Forecasting System (STIFS)	68
World Energy Projection System (WEPS)	69
Market Penetration Models (MPM)	69
Short-Term Energy Model (STEM)	70

Use PC Electronic Data Reporting Option
(PEDRO) to electronically transmit your
survey data to the EIA.

User Friendly

Save Resources



Improve Quality

Save Time

For more information call PEDRO Support at (202) 586-9659
Energy Information Administration
Washington, DC 20585