


**THE EFFECT OF STRUCTURAL DEFECTS  
IN SiC PARTICLES ON THE STATIC AND  
DYNAMIC MECHANICAL RESPONSE OF A  
15 VOLUME PERCENT SiC/6061-AL MATRIX  
COMPOSITE**

*Author(s):*

**R. U. Vaidya  
S. G. Song  
A. K. Zurek  
G. T. Gray III**

*Submitted to:*

**APS Topical Conference on Shock  
Compression of Condensed Matter, 1995**



Los Alamos National Laboratory, an affirmative action/equal opportunity employer, is operated by the University of California for the U.S. Department of Energy under contract W-7405-ENG-36. By acceptance of this article, the publisher recognizes that the U.S. Government retains a nonexclusive, royalty-free license to publish or reproduce the published form of this contribution, or to allow others to do so, for U.S. Government purposes. The Los Alamos National Laboratory requests that the publisher identify this article as work performed under the auspices of the U.S. Department of Energy. This is a preprint of a paper intended for publication in a journal or proceedings. Because changes may be made before publication, this preprint is made available with the understanding that it will not be cited or reproduced without the permission of the author.

DISTRIBUTION OF THIS DOCUMENT IS UNLIMITED

MASTER

## **DISCLAIMER**

**Portions of this document may be illegible in electronic image products. Images are produced from the best available original document.**

# THE EFFECT OF STRUCTURAL DEFECTS IN SiC PARTICLES ON THE STATIC & DYNAMIC MECHANICAL RESPONSE OF A 15 VOLUME PERCENT SiC/6061-AL MATRIX COMPOSITE

R. U. Vaidya, S. G. Song, A. K. Zurek, and G. T. Gray III

*Materials Science & Technology, Los Alamos National Laboratory, Los Alamos, New Mexico 87544*

Static and Dynamic mechanical tests, and microstructural examinations performed on a SiC particle reinforced 6061-Al matrix composite indicated that particle cracking significantly affected the strength, strain hardening, and failure mechanism of the composite. Cracks were observed to nucleate and propagate on stacking faults and interfaces between the various phases within the reinforcing SiC particles. Planar defects were the predominant artifacts seen in the SiC particles. Partial dislocations were also observed bounding the stacking faults within the reinforcement phase.

## INTRODUCTION

Aluminum matrices reinforced with ceramic particles such as SiC and  $Al_2O_3$  have been studied extensively because of their potential technological advantages over conventional aluminum alloys. These advantages include higher stiffness, wear resistance, and creep resistance over the alloys on which they are based [1-3]. Although the mechanical properties of these composite materials have been extensively studied and documented in literature, many recent studies have focused on correlating the observed properties to the properties of the constituents of the composite system viz. the matrix, reinforcements, and the interface. Changes in the properties of the components of the composite system can have a significant effect on the overall properties of the composite.

Our present study focuses on a 15 volume percent SiC particle reinforced Al 6061 matrix composite. The strength of the composite in tension and compression was significantly lower as compared to the value predicted by a volume fraction rule. We have correlated the observed mechanical behavior of the composite to stacking faults and other defects within the SiC particles.

## EXPERIMENTAL PROCEDURE

Unreinforced Al 6061 alloy and SiC/Al 6061 composite samples were obtained in the form of spray cast extruded rods, 1 cm in diameter and 180

cm long. The aluminum alloy was a commercial grade alloy, and had the following composition: Al + 1.0% Mg + 0.6% Si + 0.28% Cu. The nominal volume fraction of the SiC particles was 15%, and the average size of the SiC particles was 15  $\mu m$ . The particles asperity along the extruded direction was neglected since all of the samples were machined along that direction. All of the samples were annealed in air for 12 hours in a box furnace prior to testing.

Quasistatic and dynamic compression tests were performed on cylindrical samples, having a diameter of 0.5 cm and a height of 0.5 cm. The quasistatic compression tests were performed in an Instron machine, at a strain rate of  $10^{-3} s^{-1}$ , while the dynamic compression tests were performed using a Split Hopkinson pressure bar at  $6500 s^{-1}$ . Quasistatic tensile tests were also performed on samples having a gage length of 1.25 cm and gage diameter of 0.4 cm, in an Instron machine, at a strain rate of  $10^{-3} s^{-1}$ .

Samples used for transmission electron microscopy (TEM) observations were prepared by dimpling 3 mm discs, followed by ion milling. TEM observations were conducted in a Phillips CM 30 microscope.

## RESULTS AND DISCUSSION

Results of the compression and tension tests are shown in Figures 1, 2 and 3. Although the elastic

modulus of the composite samples was significantly enhanced over the unreinforced alloy samples, the composite samples fractured at significantly smaller strains in tension as compared to the unreinforced alloy. Furthermore, the compression strain hardening for the composite samples was not significantly enhanced as compared to the unreinforced alloy samples.

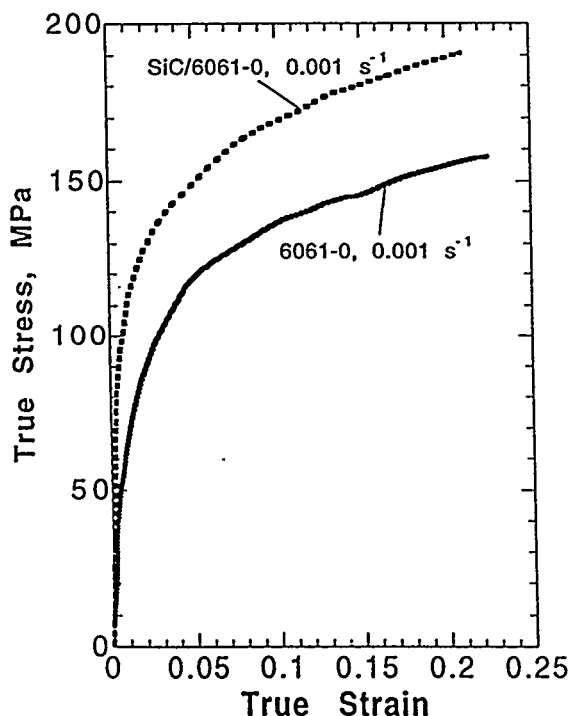


FIGURE 1. Compression responses for the unreinforced 6061 alloy and SiC/6061 composite samples at  $10^{-3} \text{ s}^{-1}$ .

A simplified volume fraction rule when used to calculate the theoretical tensile strength of the composite, gave a value of 171.5 MPa. The experimentally observed value was 147 MPa. Discrepancies between the experimental and theoretical strength values were resolved on the basis of fractographic observations conducted on the composite samples. Scanning electron microscopy (Figure 4) carried out on the fractured composite surfaces exhibited the presence of extensive particle matrix debonding. This debonding was attributed to the wetting characteristics of the SiC particles by the molten aluminum alloy [4-6]. Cracked SiC particles were also observed on the polished surfaces

of the fractured composite samples, Figure 5. The nature of the cracking process was unclear, because the theoretical fracture strength of the SiC particles is significantly higher as compared to the strength of the aluminum matrix alloy [7].

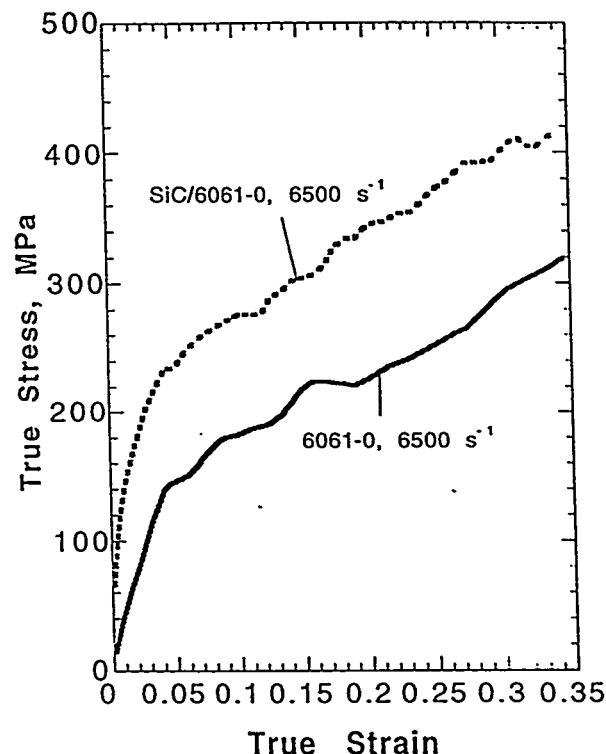


FIGURE 2. Compression responses for the unreinforced 6061 alloy and SiC/6061 composite samples at  $6500 \text{ s}^{-1}$ .

Transmission electron microscopy (TEM) was carried out to ascertain the nature of the particle cracking. The TEM micrograph in Figure 6 shows microcracks initiated within the reinforcing SiC particles. The microcracks appeared to propagate on specific planes within the particles. These planes were also observed to be parallel to one another. Detailed TEM analysis revealed that the cracking within the SiC particles occurred along stacking faults between various phases within the particles [8]. The vast majority of the stacking faults observed in the particles were interfaces between the hexagonal 6H and 4H (or cubic 4C) phases of the

SiC material. Such stacking faults are not uncommon in SiC particles, and are frequently a result of variability in their fabrication process.

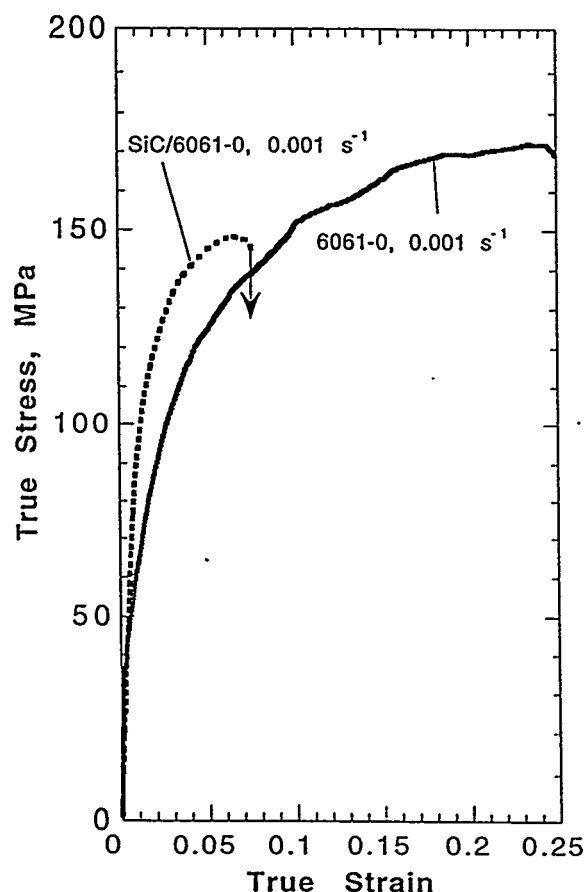


FIGURE 3. Low strain rate tension responses for the unreinforced 6061 alloy and SiC/6061 composite samples.

Particle fracture and debonding can occur in the early stages of plastic deformation in the SiC composite material as a result of stress concentration sites, and elastic discontinuities in the particles. Particle fracture is detrimental to the strength, stiffness, and fracture toughness of these materials.

### CONCLUSIONS

The strength of a SiC particle reinforced Al 6061 matrix composite, measured in both compression and tension, was not significantly enhanced over that of the unreinforced alloy. This anomalous behavior was attributed to particle-matrix debonding and

particle cracking in the composite samples. While the poor particle/matrix debonding was due to poor particle-matrix wetting, the cause of particle cracking was the presence of stacking faults within the reinforcing particles.

Microcracks were observed to nucleate on these stacking faults. The stacking faults were preferred sites for crack propagation because of the material weakness across the stacking fault. It is important to account for these heterogenities when making strength predictions on such materials.

### ACKNOWLEDGMENTS

The authors would like to thank Mike Lopez and Robert Carpenter of Los Alamos National Laboratories for their help with the experimentation.

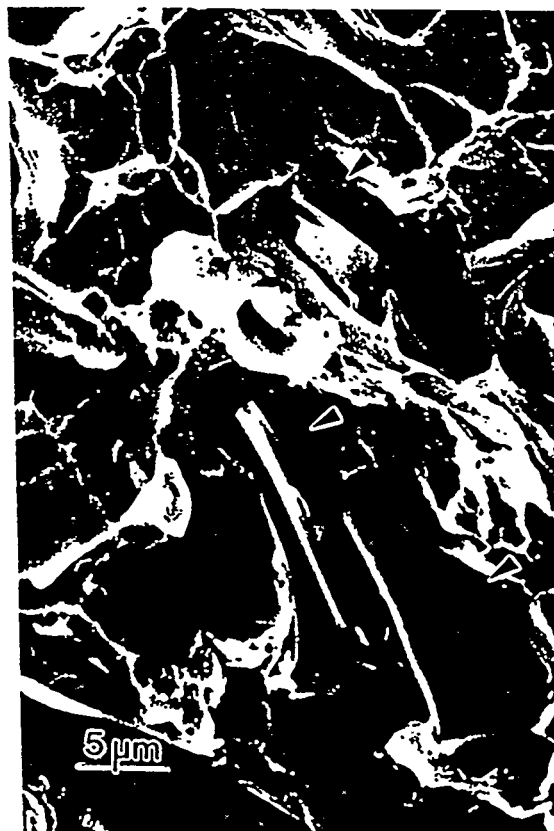


FIGURE 4. Scanning electron micrograph of the fractured surface of the SiC/6061 composite illustrating extensive particle-matrix debonding.



FIGURE 5. SEM micrograph of cracked SiC particles in the polished surface of a fractured sample.




FIGURE 6. TEM micrograph of cracking within the SiC particles. Note that the cracks are parallel to the stacking faults within the particle

## REFERENCES

1. Arsenault R. J. and Wu S. B., Scripta metall., 18 (1984) 925.
2. Arsenault R. J., Mater. Sci. Engng., 64 (1984) 171.
3. Arsenault R. J., Scripta metall., 22 (1988) 767.
4. Oh S. Y., Cornie J. A., and Russell K. C., Metall. Trans. A., 20 (1989) 527.
5. Ibid, idem, 20 (1989) 533.
6. Vaidya R. U., Song S. G., and Zurek A. K., Phil. Mag., 70 (1994) 819.
7. ASM Engineered Materials Handbook, 1991, Volume 4: Ceramics and Glasses, published by ASM International, Metals park, Ohio.
8. Song S. G., Vaidya R. U., Zurek A. K., and Gray G. T III, Metall. Trans., submitted.

## DISCLAIMER

This report was prepared as an account of work sponsored by an agency of the United States Government. Neither the United States Government nor any agency thereof, nor any of their employees, makes any warranty, express or implied, or assumes any legal liability or responsibility for the accuracy, completeness, or usefulness of any information, apparatus, product, or process disclosed, or represents that its use would not infringe privately owned rights. Reference herein to any specific commercial product, process, or service by trade name, trademark, manufacturer, or otherwise does not necessarily constitute or imply its endorsement, recommendation, or favoring by the United States Government or any agency thereof. The views and opinions of authors expressed herein do not necessarily state or reflect those of the United States Government or any agency thereof.