

LA-UR- 11-04/80

Approved for public release;
distribution is unlimited.

Title: Constraining Type Ia Supernova Progenitors

Author(s): Evan Scannapieco
Cody Raskin
Massimo Della Valle
Chris Fryer
James Rhoads
Gabriel Rockefeller
Frank X. Timmes

Intended for: Unlimited release
proceedings IAU Symposium No. 281, 2011



Los Alamos National Laboratory, an affirmative action/equal opportunity employer, is operated by the Los Alamos National Security, LLC for the National Nuclear Security Administration of the U.S. Department of Energy under contract DE-AC52-06NA25396. By acceptance of this article, the publisher recognizes that the U.S. Government retains a nonexclusive, royalty-free license to publish or reproduce the published form of this contribution, or to allow others to do so, for U.S. Government purposes. Los Alamos National Laboratory requests that the publisher identify this article as work performed under the auspices of the U.S. Department of Energy. Los Alamos National Laboratory strongly supports academic freedom and a researcher's right to publish; as an institution, however, the Laboratory does not endorse the viewpoint of a publication or guarantee its technical correctness.

Constraining Type Ia Supernova Progenitors

E. Scannapieco¹, C. Raskin¹, M. Della Valle², C. Fryer³, J. Rhoads¹,
G. Rockefeller³, & F. X. Timmes¹

¹School of Earth and Space Exploration, Arizona State University, Tempe, AZ, USA

²INAF- Osservatorio Astronomico di Capodimonte, Salita Moiariello, 16 -80131, Napoli, Italy

³Los Alamos National Laboratories, Los Alamos, NM, USA

Abstract.

We present observational and theoretical studies constraining Type Ia supernova progenitors.

First, we use a new observational technique to show that “prompt” SNe Ia that trace star-formation on cosmic timescales exhibit a significant delay time of 200-500 million years. This implies that either the majority of Ia companion stars have main-sequence masses less than three solar masses, or that most SNe Ia arise from double-white dwarf binaries.

Second we present a comprehensive study of white dwarf collisions as an avenue for creating SNe Ia. Using a smooth particle hydrodynamics code with a 13-isotope nuclear network, we show that several combinations of white dwarf masses and impact parameters produce enough ⁵⁶Ni to result in luminosities ranging from those of sub-luminous to super-luminous SNe Ia, depending on the parameters of the collision.

Finally, we conduct a simulation survey of double-degenerate white dwarf mergers with varying mass combinations. Unlike previous works, we do not add detonations by hand to our simulations, and we do not find any thermonuclear explosions during the mergers. Instead, all but one of our simulations forms a cold, degenerate core surrounded by a hot disk, while our least massive pair of stars forms only a hot disk. We characterize the remnants by core mass, rotational velocity, and half-mass radius, and discuss how we will evolve them further in studies that incorporate dissipative processes. Such simulations may indeed lead to double-degenerate Type Ia explosions that occur many orbits after the merger itself.

Keywords. Type Ia Supernovae

1. Constraining the Type Ia Time Delay

Type Ia supernovae serve as the primary cosmological standard candles, however, their regularity need not imply that they share a common progenitor. Indeed, one striking bimodality is that the brightest SNe Ia occur in star-forming galaxies, and the dimmest occur in galaxies with little star-formation (e.g. van den Bergh & Filippenko 2005). In fact, while several parameterizations of the SNe Ia rate exist (e.g. Kobayashi *et al.* 2000; Greggio 2005), current data is well fit by a two-component parameterization (Mannucci *et al.* 2005; Scannapieco & Bildsten 2005), which takes the form $SNR_{Ia}(t) = AM_*(t) + BM_*(t)$. Here, we refer to the A-component, which is proportional to the total stellar mass of the host, as “delayed,” and to the B-component, which is proportional to the star-formation rate (e.g. Oemler & Tinsley 1979), as “prompt.” However, the prompt component can not follow the *instantaneous* star-formation rate since SNe Ia can not arise before stars evolve to form white-dwarfs and before these white dwarfs accrete mass from their companions. Thus, it is likely that the prompt component exhibits its own delay time, τ , such that $SNR_{Ia}(t) = AM_*(t) + BM_*(t - \tau)$.

To measure this delay we developed a new method based on the approach in Fruchter *et al.* (2006). Here, for each host galaxy, the authors computed the fraction of the total

light in all pixels fainter than the pixel containing a transient. By compiling such measurements into a cumulative histogram, they demonstrated that long-duration gamma-ray bursts are more likely than core-collapse supernovae (SNcc) to cluster in the brighter regions of a galaxy. Kelly *et al.* (2008) expanded upon this analysis to distinguish between SNcc subtypes Ic, Ib, and type II. However, this study showed no difference between SNcc and SNe Ia, because the radial gradient in the density of stars in the host galaxies obscures the effects due to time delay.

We call our solution to this problem the *doughnut method* (Raskin *et al.* 2009a). The idea is to use the light within ± 0.5 radial scale length of the supernova: wide enough to encompass a good representative sample, yet narrow enough to represent local variations in the host. Applying this methods to a sample drawn from the Padova-Asiago Supernova Catalogue resulted in 50 usable Sloan Digital Sky Survey (SDSS) *g*-band *i* images, and as a control sample, 74 usable images of SNcc hosts. Our results appear in Figure 1.

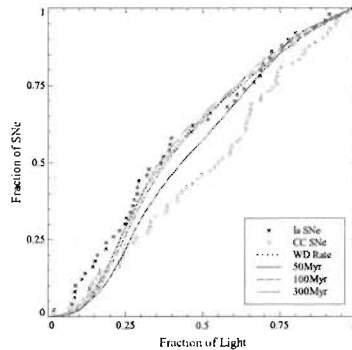


Figure 1. A histogram of the number of SNe Ia (crosses) located in pixels brighter than a given fraction of the *g*-band host galaxy light contained within the surrounding “doughnut,” which shows that SNe Ia tend to occur in dimmer regions. A histogram of SNcc (circles) is also plotted, which differs at the 99.6% confidence level. Finally, model curves representing the A+B model for several delay times as well as the white dwarf formation rate model are shown. Both the $\tau = 300$ and a models that traces the white dwarf formation rate provide excellent fits to the data. (From Raskin *et al.* 2009a)

Unlike analyses that use the full galaxy light, our approach is able to distinguish between the SNcc and SNe Ia distributions with 99.6% confidence, as quantified by a Kolmogorov-Smirnov (KS) test. SNe Ia are clearly biased to fainter pixels, while the SNcc distribution closely follows the *g*-band light distribution. By comparing our observations to analytic models (Raskin *et al.* 2008), we establish a strong case for a modified A+B model in which the prompt component is delayed by 300-500 Myrs. Note that this is an average time and that there can be a considerable spread in this value. Alternatively, we find that a model in which the Ia rate is directly proportional to the white-dwarf formation rate (Pritchett *et al.* 2008) reproduces the observed spatial distributions of SNe Ia very well. Regardless of which model proves to be the best fit, these results imply that either the majority of Ia companion stars have main-sequence masses less than three solar masses, or that most SNe Ia arise from double-white dwarf binaries.

2. Double Degenerate Collisions

These results suggest that double-degenerate binaries may contribute to the SNe Ia rate, and that such scenarios merit further investigation. To this end we used a version of the 3D Smoothed Particle Hydrodynamics code SNSPH (Fryer *et al.* 2006) to which we added a 13 isotope α -chain nuclear reaction network and a Helmholtz free energy based

equation of state as described in (Raskin *et al.*2009b). The first scenario were explored was that of white dwarf collisions, which will occur in dense environments such as globular cluster cores (Raskin *et al.*2010). The initial conditions for white dwarfs were generated using a fourth-order solver that integrated the kinematic equations. The impactor star was given a small initial velocity comparable to the velocity dispersion of globular cluster cores, $\sigma = 10\text{km/s}$. The results of one such collision, two $0.64 M_{\odot}$ white dwarfs colliding with an impact parameter of $b = 1$, is shown in the left panels of Figure 2.

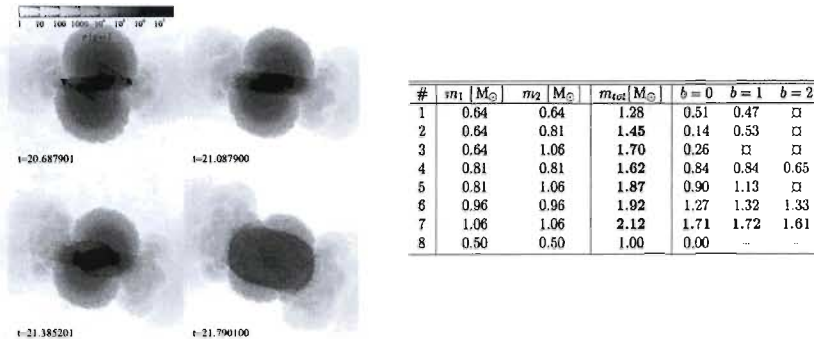


Figure 2. Left: A 2D slice of interpolated densities through the x - y plane of the $b = 1$ case of two $0.64 M_{\odot}$ white dwarfs colliding. Four snapshots at different times are shown. Arrows in the top-left panel indicate the directions of motion of each star. Right: Simulation of ^{56}Ni yields for various mass combinations and impact parameters (b , the vertical separation between the cores of both white dwarfs at the moment of impact in units of the radius of the primary white dwarf). Values in bold are super-Chandrasekhar masses, and values indicated with a (XXX) are those simulations that resulted in remnants. Dashes (-) indicate combinations of parameters we did not simulate. (From Raskin *et al.*2010.)

When the stars first collide, the infall speed of the material entering the shocked region is greater than the sound speed, resulting in a stalled shock. Less than two seconds after the stars first collide, sufficiently high temperatures and densities are reached at the edges of the shocked region to initiate detonations. The sound speeds in these zones are raised higher than the infall speeds due to the rapid rise in temperature, ^{56}Ni begins to appear in large quantities, and the stars are disrupted.

A table summarizing the results from a suite of similar simulations is given in the right panel of Figure 2. In more than 75% of the cases, significant amounts of ^{56}Ni was produced. Even mass pairs below the Chandrasekhar limit exhibited explosive nuclear burning, with the $0.64 M_{\odot} \times 2$ mass pair producing ^{56}Ni in quantities comparable to standard SNe Ia. Moreover, regardless of the impact parameter, the most massive combinations of stars produced quantities of ^{56}Ni consistent with those of SNe Ia with super-Chandrasekhar mass progenitors.

3. Double Degenerate Mergers

On the other hand, as the rate of such collisions is likely to be 10–100 per year within $z < 1.0$, they can not make up the majority of observed SNe Ia. A much more common double degenerate case, involves the merger of two white dwarfs in a tight binary (eg Iben & Tutukov 1984; Benz *et al.*1989). Using the same code as in our collision simulations, we simulated a large set of tidally locked white dwarves beginning from a metastable configuration in which the stars were still in hydrostatic equilibrium but tidally distorted (e.g. Rosswog *et al.* 2010). Unlike Parkmor *et al.*(2010) we did not insert detonations

by hand at the location at which large-scale conditions matched those found in offline calculations to produce microphysical conditions necessary for detonation.

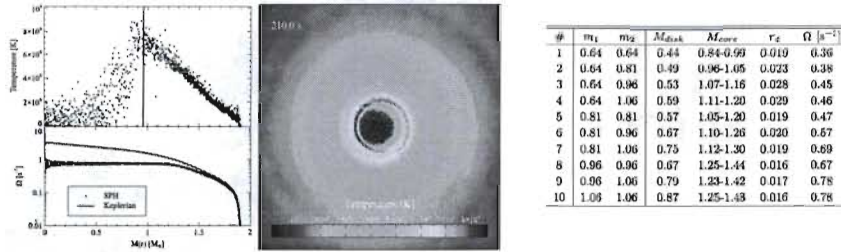


Figure 3. **Left:** Temperature and angular velocity as functions of mass coordinate for the remnant configuration of our $0.96 M_{\odot} \times 2$ simulation at 210.0s after the destruction of the secondary. The red vertical line indicates the progenitor mass of the primary star. **Center:** A slice in the x-y plane of the temperature of the remnant in this simulation. **Right:** Simulated binary mass pairs and their disk properties. The half-mass radius of the disk is given as r_d . Ω is the rotational speed of the inner disk. The core mass, M_{core} , is quoted with the upper limit representing the mass that the core would grow to if thermal support was removed from the disk. All units are solar unless specified otherwise. (From Raskin *et al.* 2011)

In fact, no detonations are seen in our simulations. Instead all but one of our simulations formed a cold, degenerate core surrounded by a hot disk, as shown in the left panels of Figure 3 while our least massive pair of stars formed only a hot disk. We characterize our remnant configurations by the core mass, rotational velocity of the core, in the right panel of Figure 3. Since the disks are optically thick, the surface layers will lose energy through radiation, and the material will sink to lower latitudes, driving convective currents. While not yet included in our simulations, we expect this convection will mimic an α -disk prescription, and thus, the accretion times will be on the order of a few minutes. However, the three most massive combinations simulated have disk configurations that suggest the cores might grow to become super-Chandrasekhar masses on shorter timescales, after cooling has removed some of the thermal support for the inner portions of the disks.

References

- Benz, W., Cameron, A. G. W., & Bowers, R. L. 1989, LNP, 328, 511
 Fryer, C. L., Rockefeller, G., & Warren, M. S. 2006, ApJ, 643, 292
 Fruchter, A.S., *et al.* 2006, *Nature*, 441, 463
 Greggio, L. 2005, A&A, 441, 1055
 Iben, Jr., I., & Tutukov, A. V. 1984, ApJS, 54, 335
 Kelly, P. L., Kirshner, R. P., & Pahre, M. 2008, ApJ, 687, 1201
 Kobayashi, C., Tsujimoto, T. & Nomoto, K. 2000, ApJ, 539, 26
 Mannucci, F., Della Valle, M. & Panagia, N. 2006, MNRAS, 370, 773
 Oemler & Tinsley 1979, AJ, 84, 985
 Pakmor, R. *et al.* 2010, *Nature*, 463, 61
 Pritchett, C. J., Howell, D. A. & Sullivan, M. 2008, ApJ, 683, L25
 Raskin, C., Scannapieco, E., Rhoads, J., & Della Valle, M. 2008, ApJ, 689, 358
 Raskin, C., Scannapieco, E., Rhoads, J., & Della Valle, M. 2009a, ApJ, 707, 74
 Raskin, C., Timmes, F.X., Scannapieco, E., Diehl, S., & Fryer, C. 2009b, MNRAS, 399, 156
 Raskin, C. *et al.*, ApJ, 724, 111
 Raskin, C., Scannapieco, E., Rockefeller, G., Fryer, C., & Timmes, F.X. 2011, ApJ, submitted
 Rosswog, S., Kasen, D., Guillochon, J., & Ramirez-Ruiz, E. 2009 ApJL, 705, 128
 Scannapieco, E. & Bildsten, L. 2005, ApJ, 629, L85
 van den Bergh, S., Li, W. & Filippenko, A. V. 2005, PASP, 834, 773