



# Lawrence Berkeley Laboratory

UNIVERSITY OF CALIFORNIA

Submitted to Physical Review Letters

SINGLE PARTICLE SPECTRA ASSOCIATED WITH HIGH-MULTIPLICITY  
EVENTS IN 800 MeV/NUCLEON Ar ON KCl AND Pb


S. Nagamiya, M.-C. Lemaire, S. Schnetzer,  
H. Steiner, and I. Tanihata

March 1980

RECEIVED  
LAWRENCE  
BERKELEY LABORATORY

APR 25 1980

LIBRARY AND  
DOCUMENTS SECTION



## TWO-WEEK LOAN COPY

*This is a Library Circulating Copy  
which may be borrowed for two weeks.  
For a personal retention copy, call  
Tech. Info. Division, Ext. 6782.*

## **DISCLAIMER**

This document was prepared as an account of work sponsored by the United States Government. While this document is believed to contain correct information, neither the United States Government nor any agency thereof, nor the Regents of the University of California, nor any of their employees, makes any warranty, express or implied, or assumes any legal responsibility for the accuracy, completeness, or usefulness of any information, apparatus, product, or process disclosed, or represents that its use would not infringe privately owned rights. Reference herein to any specific commercial product, process, or service by its trade name, trademark, manufacturer, or otherwise, does not necessarily constitute or imply its endorsement, recommendation, or favoring by the United States Government or any agency thereof, or the Regents of the University of California. The views and opinions of authors expressed herein do not necessarily state or reflect those of the United States Government or any agency thereof or the Regents of the University of California.

# Single Particle Spectra Associated with High-Multiplicity

Events in 800 MeV/nucleon Ar on KCl and Pb

S. Nagamiya, M.-C. Lemaire,<sup>(a)</sup> S. Schnetzer, H. Steiner, and I. Tanihata<sup>(b)</sup>

Lawrence Berkeley Laboratory and Department of Physics,  
University of California, Berkeley, California 94720

## ABSTRACT

High-multiplicity events were selected in collisions of 800 MeV per nucleon Ar on KCl and Pb. In these events projectile fragments are highly suppressed, and the angular distributions of high-energy protons are almost isotropic in a moving frame whose rapidity is  $y_0$  ( $y_0 \approx 0.60$  for KCl and 0.43 for Pb targets). Comparisons with inclusive proton data are used to estimate the relative importance of single and multiple NN collisions. Pion spectra in high-multiplicity events are also presented.



If one describes high-energy heavy-ion collisions in terms of NN (nucleon-nucleon) collisions, inclusive particle production would originate from both single NN collisions (clean knock-out process) and subsequent multiple NN collisions (multiple cascade process), because the mean free path of nucleons inside the nucleus<sup>1</sup> is known to be comparable to the typical reaction size of the colliding nuclei.<sup>2,3</sup> In fact, the importance of both processes has been clearly demonstrated in a recent two-proton correlation experiment.<sup>4,5</sup>

High-multiplicity events (hereafter called HME) are events in which a large number of nucleons are actively involved. We thus expect that the detection of HME tends to select small impact parameters and to enhance multiple NN collisions. Because several collective phenomena, such as hydrodynamical flow, shockwave, etc., have been predicted for events where multiple NN collisions dominate, selecting HME is of special interest.

In order to select HME we used 9 sets of tag counter telescopes placed at  $40^\circ$  with respect to the beam direction and arranged almost symmetrically in azimuth. Each telescope consisted of two plastic detectors with an absorber sandwiched in between. We selected only high-energy particles, typically  $E_{\text{proton}} \geq 100$  MeV, since low-energy protons below 50 MeV could come from target evaporation which is not the type of HME in which we were interested. The solid angle of each telescope was 48 msr which subtended  $\Delta\theta = 10^\circ$  and  $\Delta\phi = 22^\circ$ . We measured energy and angular distributions of light fragments with a magnetic spectrometer<sup>4</sup> as a function of the particle multiplicity in these telescopes. Typically, spectra of protons between 50 and 2000 MeV were measured by the spectrometer at lab. angles of  $10^\circ$ - $110^\circ$ . Technically special attention had to be paid to attaining a high coincidence time resolution ( $\approx 2$  ns FWHM) between the spectrometer and tag counters to achieve negligible accidental coincidence counts.

In order to understand our tag-counter system, especially to study the relationship between the total event multiplicity ( $M_{\text{Tot}}$ ) and the measured tag-counter multiplicity ( $M_{\text{Tag}}$ ), we have done Monte Carlo calculations. The assumptions involved are that a) all particles are protons, b) emitted particles are not correlated with each other, c) energy and angular distributions are the same as those observed in inclusive spectra, and d) the multiplicity distribution,  $P(M_{\text{Tot}})$ , is approximated by a linearly decreasing function of  $M_{\text{Tot}}$  with maximum multiplicity  $M_{\text{Tot}}^{\text{max}}$  (and thus  $\langle M_{\text{Tot}} \rangle = M_{\text{Tot}}^{\text{max}}/3$ ). Streamer chamber results are consistent with assumption d).<sup>6</sup> Due to the fact that the total yield of  $\pi^-$  is about 10% of that of protons<sup>4,7</sup> at 800 MeV/nucleon, assumption a) caused an error in the total multiplicity of 20% (including both  $\pi^+$  and  $\pi^-$ ). Nevertheless, the distribution of  $M_{\text{Tag}}$  was very well reproduced by such simple calculations. Using these calculations we also evaluated the total event multiplicity when HME were selected by the tag counters. For example, if we selected  $M_{\text{Tag}} \geq 4$  for Ar + KCl, we expect  $\langle M_{\text{Tot}} \rangle \approx 25$ . Similarly,  $M_{\text{Tag}} \geq 5$  for Ar + Pb corresponds to  $\langle M_{\text{Tot}} \rangle \approx 49$ .

Fig. 1 shows how proton angular distributions change in collisions of Ar + Pb when the tag counter multiplicity  $M_{\text{Tag}}$  was varied. Inclusive spectra show a strong forward peaking, but for HME the forward emission is highly suppressed. This situation is more clearly understood, as shown in Fig. 2, if proton invariant cross sections are plotted in the plane of rapidity ( $y$ ) and the normalized transverse momentum ( $p_T/m_p c$ ). Here, both HME and inclusive events are shown for comparison. The selection of  $M_{\text{Tag}} \geq 5$  corresponds to the highest multiplicity attained in the present experiment with reasonably high statistics. Each contour line connects the same invariant cross section, and two consecutive thick curves differ by a factor of 10 in cross section. For inclusive events a strong influence from both projectile and target fragments

is observed in the small  $p_T$  region at  $(y, p_T) = (y_p, 0)$  and  $(y_T, 0)$ . For HME, however, the effect of projectile fragments completely disappears, which results in the forward suppression seen in Fig. 1.

According to the participant-spectator model<sup>8,9</sup> the whole Ar nucleus overlaps with the Pb nucleus to form the participant when small impact parameters are selected. Complete suppression of projectile fragments for HME is therefore consistent with the picture that the present measurements are selecting small impact parameters. Fig. 2 also shows that the angular distribution of high-energy protons in HME is approximately symmetric about lines passing through  $y = y_0 = 0.43 \pm 0.03$ . Assume that  $y_0$  represents a moving source, the participant, formed from a certain number of nucleons,  $N_{Pb}$ , from the Pb nucleus and a certain number,  $N_{Ar}$ , from the Ar projectile. Simple kinematical calculations based on the velocity of the source show then that  $N_{Pb} \approx 1.6 N_{Ar}$ . Since  $1.6 \approx (A_{Pb}/A_{Ar})^{1/3}$ , the simplest picture is that the participant comes from straight-line trajectories in which the Ar nucleus completely overlaps with the Pb nucleus. This again indicates the dominance of small-impact-parameter collisions in these events.

In Fig. 3 angular distributions of protons in the frame of  $y = y_0$  are plotted for both inclusive events and HME. Three sets of proton energies, 200, 400, and 600 MeV measured in that frame, were selected. For Ar + KCl  $y_0 = 0.60$ , which is close to the rapidity of the nucleon-nucleon c.m. frame. We observe now that the angular distribution of 600 MeV protons is almost isotropic for HME, while it is forward and backward peaked for inclusive events.

Complete suppression of projectile fragments for HME as seen in Fig. 2 and the almost isotropic angular distribution for HME as seen in Fig. 3 strongly suggest that HME are dominated by the multiple NN collision component through which the initial memory of the beam direction is averaged out to all



directions.

Since the inclusive proton yield arises both from single NN collisions and multiple NN collisions, let us assume that it can simply be expressed as,

$$(d\sigma/d\vec{p})_{\text{inclusive}} = a(d\sigma/d\vec{p})_{\text{CKO}} + b(d\sigma/d\vec{p})_{\text{HME}}, \quad (1)$$

where the first term is the clean knock-out component, and the second term, which is the multiple collision component, is simply replaced by the observed data for HME. Two quantities,  $a$  and  $b$ , are normalization constants.  $(d\sigma/d\vec{p})_{\text{CKO}}$ , calculated by Hatch and Koonin,<sup>10</sup> are shown in Fig. 3 by dashed curves. For Ar + KCl the calculated ratio of forward to 90° yields is much larger than the observed ratio for the inclusive spectra, and we clearly see that inclusive spectra are not well reproduced by the first term in Eq. (1) only. However, if we calculate the inclusive yield as a sum of two components, as shown by Eq. (1), the results, which are plotted by solid curves in Fig. 3, are in excellent agreement with the observed inclusive data.

Define the fraction of the CKO component,  $P$ , as

$$P = a(d\sigma/d\vec{p})_{\text{CKO}} / (d\sigma/d\vec{p})_{\text{inclusive}}. \quad (2)$$

Then, from the above fits the value  $P$  can be estimated for protons emitted over a wide kinematical region. Typical features of  $P$  are as follows:

- (1) For high-energy protons such as  $E_p^* = 600$  MeV emitted at 90°, we have  $P \approx 0$ . This implies that large- $p_T$  fragments are mainly from multiple NN collisions.
- (2) Large values of  $P$  are obtained at small angles, implying that protons emitted at forward angles are mostly from single NN collisions.
- (3) For  $E_p^* = 200$  MeV at 90° in Ar + KCl collisions, we have  $P \approx 0.6$ . Both



single and multiple NN collision components are intermingled in proton emission to this kinematical region. This result is consistent with the two-proton correlation data in Ref. 5, because  $P \approx 0.5$  was obtained there for protons emitted into this kinematical region.

The important conclusion drawn from the above study is that the fraction  $P$  is strongly dependent on the kinematical region we are dealing with.

Finally let us discuss whether there is some evidence of collective phenomena when HME are selected. Fig. 4 shows proton and pion spectra for HME (the absolute scales are arbitrary). We selected the highest multiplicity in which the data were still statistically meaningful. Typical features of the data are a) the non-exponential shape for low-energy protons and b) the steeper exponential fall-off for pions than for protons. Although both features a) and b) have already been observed in inclusive spectra<sup>4,7</sup> we emphasize the fact that the flattening of the proton spectra in the low-energy region as well as the discrepancy of the exponential slope between protons and pions are more pronounced for HME. So far the best fits to these data have been obtained with the explosion model of Siemens and Rasmussen<sup>11</sup> in which a radial explosion flow from the compressed hot nuclear matter is assumed. However, other models such as the cascade model<sup>12</sup> are also consistent with the data. In the present measurements, we have been unable to find any direct evidence for effects which can be attributed to the formation of shockwaves.

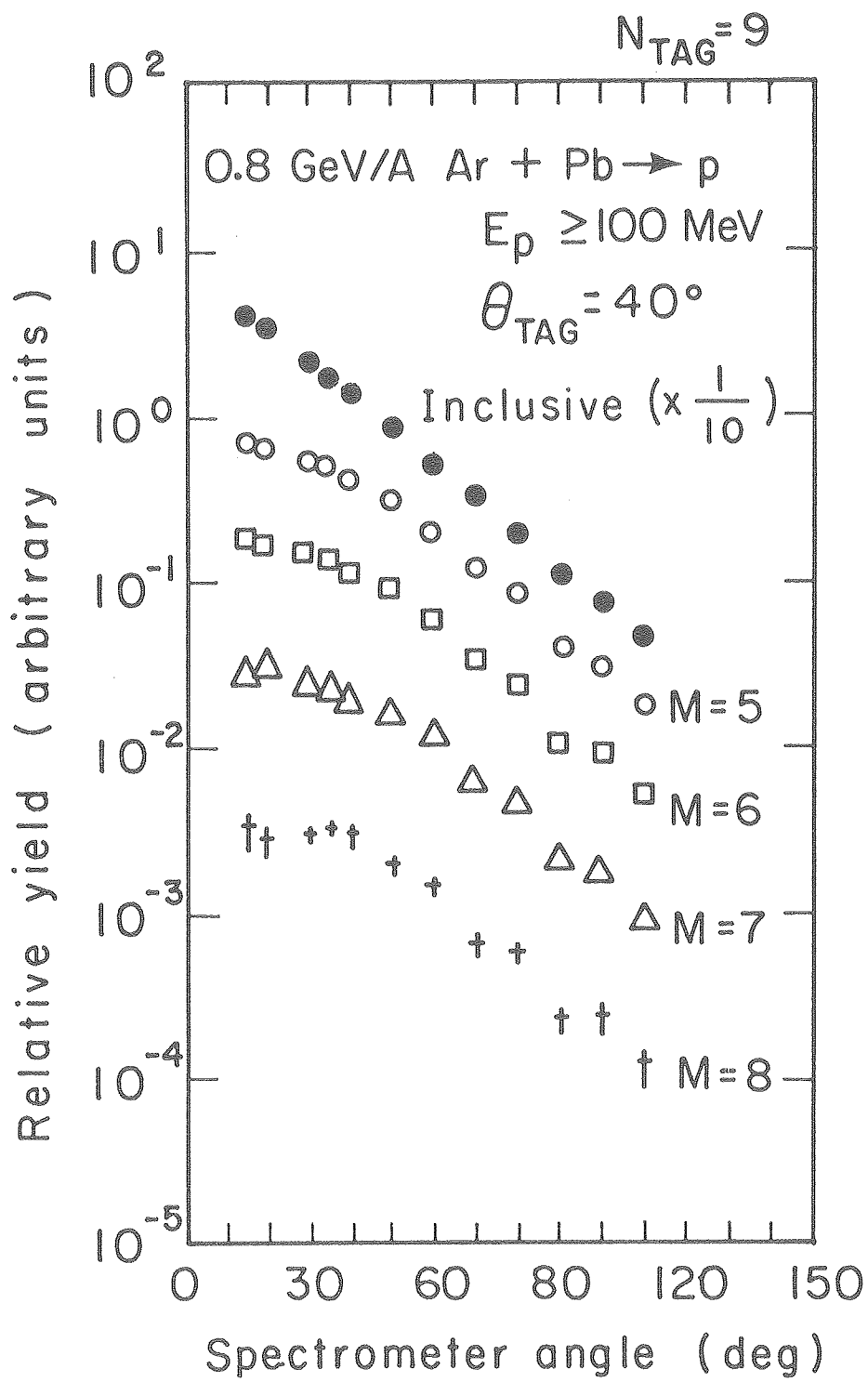
We would like to thank O. Chamberlain, G. Shapiro, and R. Fuzesy for their help during this work, and R. L. Hatch and S. E. Koonin for their CKO calculations. This work is supported by the Nuclear Science Division of the U.S. Department of Energy under Contract W-7405-ENG-48, the Yamada Foundation, and the INS-LBL Collaboration Program.

REFERENCES

- (a) Present address: DPhNME, CEN Saclay, 91190 Gif-sur-Yvette, France.
- (b) On leave from INS, University of Tokyo, Tanashi-shi, Tokyo, Japan.
- 1. Our recent study of proton-nucleus collisions at  $E_{\text{proton}} = 800 \text{ MeV}$  gave a preliminary value of the mean free path to be 2.5 fm.
- 2. S. Y. Fung et al., Phys. Rev. Lett. 41, 1592 (1978).
- 3. M.-C. Lemaire et al., Phys. Lett. 85B, 38 (1979).
- 4. S. Nagamiya et al., J. Phys. Soc. Japan Suppl. 44, 378 (1978); Phys. Lett. 81B, 147 (1979).
- 5. I. Tanihata et al., Lawrence Berkeley Laboratory Report LBL-10694, 1980 (to be published).
- 6. S. Y. Fung et al, Phys. Rev. Lett. 40, 292 (1978).
- 7. I. Tanihata et al., Phys. Lett. 87B, 349 (1979).
- 8. J. D. Bowman, W. J. Swiatecki, and C. F. Tsang, Lawrence Berkeley Laboratory Report LBL-2908, 1973, (unpublished).
- 9. G. D. Westfall et al, Phys. Rev. Lett. 37, 1201 (1976).
- 10. R. L. Hatch and S. E. Koonin, Phys. Lett. 81B, 1 (1978); also private communication for more detailed calculations (1979).
- 11. P. J. Siemens and J. O. Rasmussen, Phys. Rev. Lett. 42, 880 (1979).
- 12. Y. Yariv and Z. Frankel, Phys. Rev. C20, 2227 (1979).

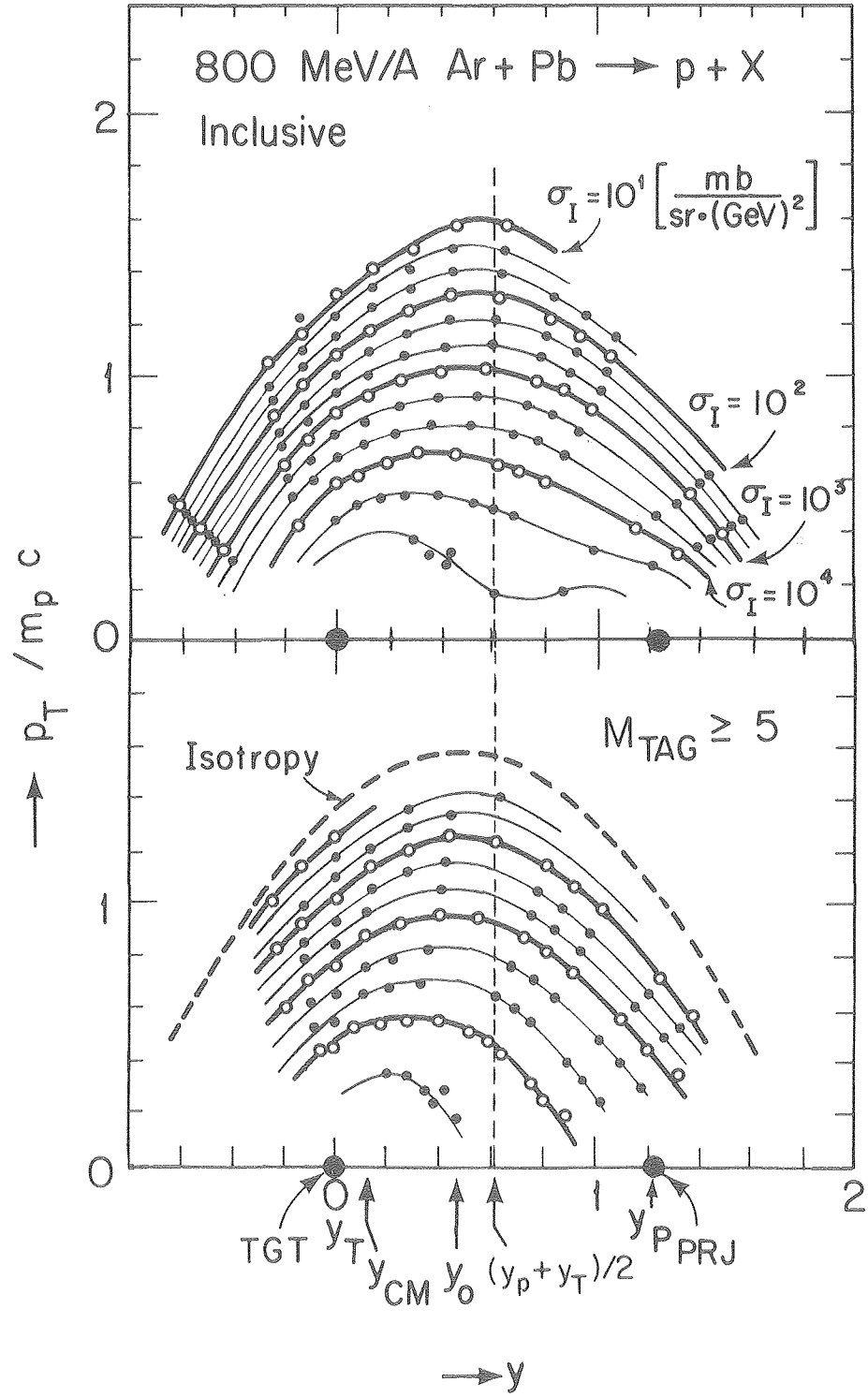
FIGURE CAPTIONS

- Fig. 1. Proton Angular distributions as a function of the tag-counter multiplicity ( $M$ ).
- Fig. 2. Proton spectra in 800 MeV/nucleon Ar + Pb for inclusive (above) and high-multiplicity (below) events. Projectile and target rapidities are indicated by  $y_p$  and  $y_T$ , respectively.
- Fig. 3. Proton angular distributions for inclusive and high-multiplicity events plotted as a function of the angle in the frame whose rapidity is  $y_0$  in collisions of 800 MeV/A Ar on KCl and Pb.
- Fig. 4. Proton and pion energy spectra for high-multiplicity events of 800 MeV/A Ar + KCl. Coincidence efficiency of the tag counters was not corrected for the data, and therefore the absolute values have no solid meaning. Absolute scales of the curves calculated by the explosion model<sup>11</sup> were adjusted to fit the data.



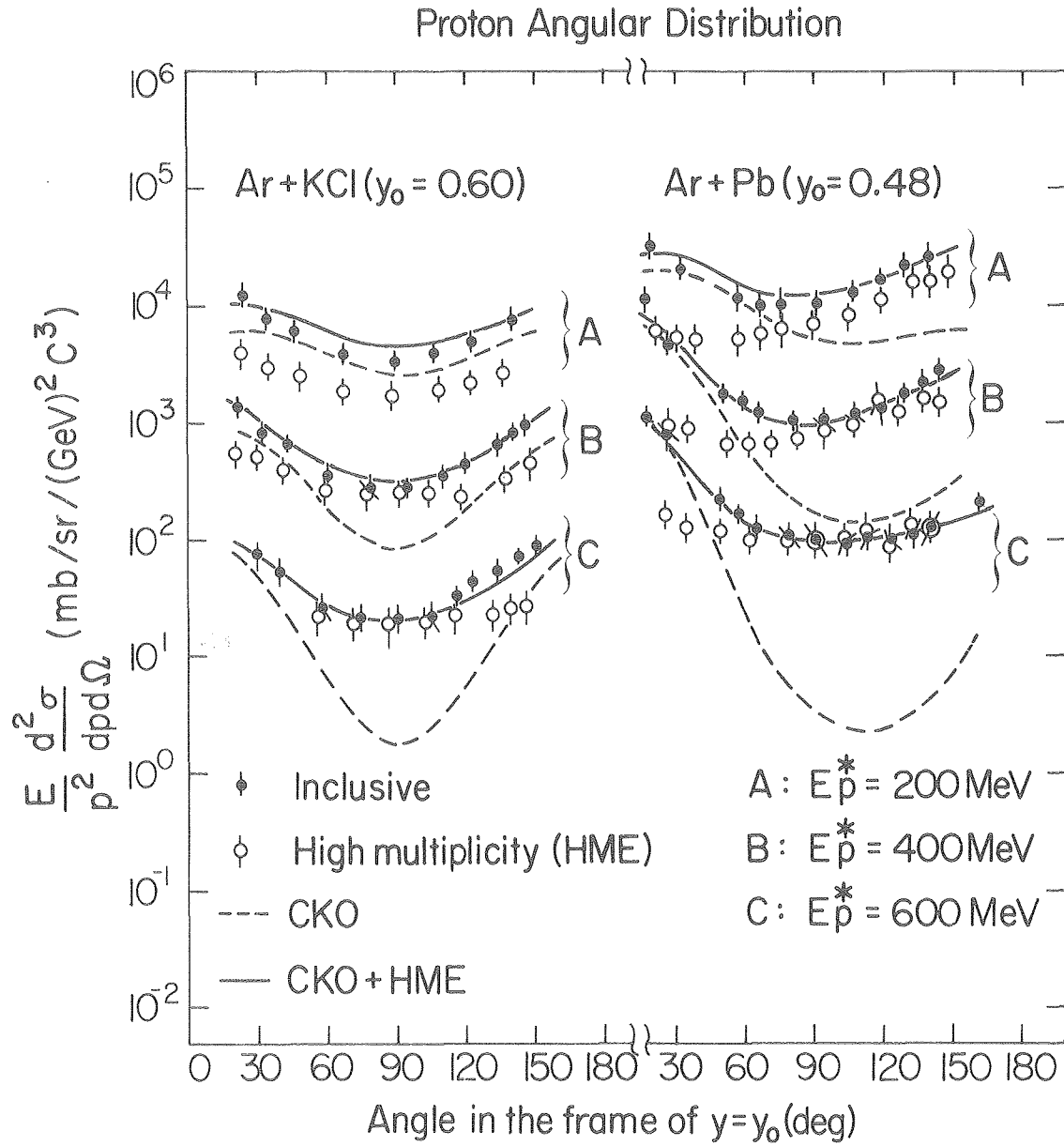
XBL788-1586

FIG. 1



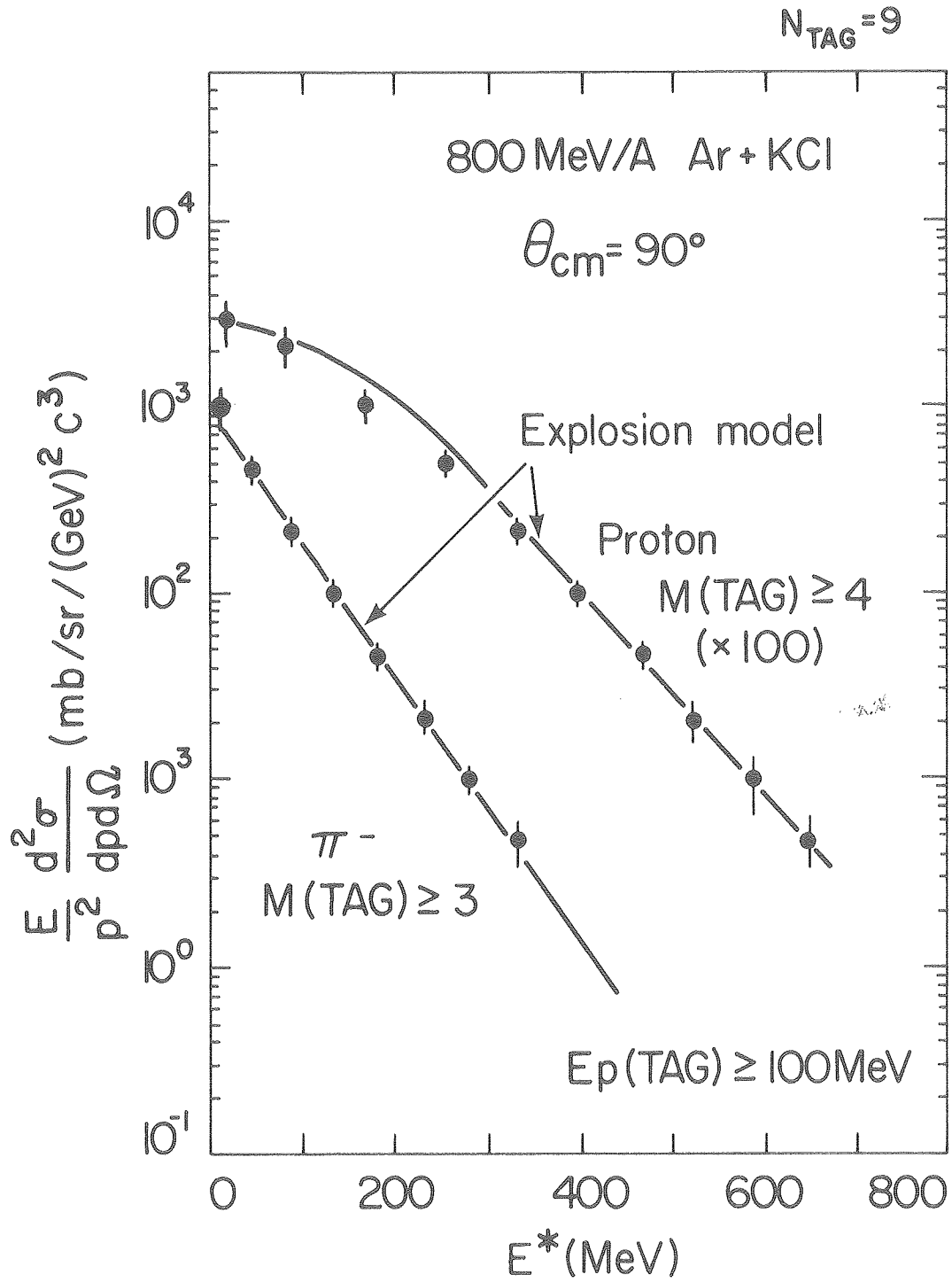
XBL 797 - 2126

FIG. 2



XBL 797 - 2131

FIG. 3



XBL 797 - 2130

FIG. 4



